



The Daily

Statistics Canada

Wednesday, April 8, 1998

For release at 8:30 a.m.

MAJOR RELEASES

There are no major releases today.

OTHER RELEASES

Help-wanted Index, March 1998	2
Oil pipeline transport, January 1998	2
Oils and fats, February 1998	2
Production and disposition of tobacco products, February 1998	3
Steel primary forms, February 1998	3
Annual Survey of Manufactures, 1996	3

PUBLICATIONS RELEASED	5
------------------------------	----------

Travel-log

Spring 1998

The Spring 1998 issue of *Travel-log*, Statistics Canada's quarterly tourism newsletter, presents two feature articles: "A Close-up of Culture / Heritage Travel in Canada" and "Domestic Package Travel—An Untapped Market?"

Each quarter, *Travel-log* examines the trends of the Travel Price Index. It reviews the latest travel indicators, the data on travellers' characteristics and the international travel account. The national tourism indicators for tourism demand in Canada are also summarized, as are the figures on employment generated by tourism.

The Spring 1998 (vol. 17, no. 2) issue of *Travel-log* (87-003-XPB, \$13/\$42) is now available. See *How to Order Publications*. This issue is also available through the Internet (87-003-XIB, \$9).

For further information on this release, contact Monique Beyrouiti (613-951-1673, fax: 613-951-2909, e-mail: beyrmon@statcan.ca), Culture, Tourism and the Centre for Education Statistics.



February's domestic sales of deodorized oils were as follows: margarine oil, 10 000 tonnes; shortening oil, 28 154 tonnes; and salad oil, 27 171 tonnes.

Available on CANSIM: matrix 185.

The February 1998 issue of *Oils and Fats* (32-006-XPB, \$7/\$62) will be available shortly. See *How to order Publications*.

For further information on this release, contact Peter Zylstra (613-951-3511), Manufacturing, Construction and Energy Division (e-mail: zylspet@statcan.ca). ■

Production and disposition of tobacco products

February 1998

During February, 4.1 billion cigarettes were produced, a 6% rise from January, but 4% lower than production in February 1997.

Shipments in February 1998 totalled 3.9 billion cigarettes. This represents an increase of 22% from the previous month and a 9% rise from February 1997.

The continued high level of production, relative to shipments, had the effect of further building up inventories, which had been drawn down during December. Although February's closing inventories increased 21% to 4.3 billion cigarettes, they remained 29% below those of February 1997.

Available on CANSIM: matrix 46.

The February 1998 issue of *Production and Disposition of Tobacco Products* (32-022-XPB, \$7/\$62) will be available shortly. See: *How to order publications*.

For further information on this release, contact: Peter Zylstra (613-951-3511; e-mail: zylspet@statcan.ca), Manufacturing, Construction and Energy Division. ■

Steel primary forms

February 1998

Production of steel primary forms for February 1998 totalled 1 283 351 metric tonnes, an 11.4% increase from 1 152 306 tonnes the previous year.

Year-to-date production to February 1998 reached 2 628 034 tonnes, up 12.6% from 2 333 443 tonnes a year earlier.

Available on CANSIM: matrix 58 (level 2, series 3).

The February 1998 issue of *Primary Iron and Steel* (41-001-XPB, \$7/\$62) will be available shortly. See *How to order publications*.

For further information on this release, contact Andy Shinnan (613-951-3515), Manufacturing, Construction and Energy Division (e-mail: shinand@statcan.ca). ■

Annual Survey of Manufactures 1996

The Annual Survey of Manufactures provides information on over 200 different industries. Principal statistics for each industry are released on CANSIM as they become available. Data for the industries listed in the following table are now available. Data for 112 industries have now been released.

Available on CANSIM: matrices 5421, 5512, 5577, 5580, 5582 and 6881.

Data for the industries listed in the table will appear in *Leather and Allied Products Industries* (33-251-XPB, \$40), *Primary Metal Industries* (41-250-XPB, \$40), *Electrical and Electronic Products Industries* (43-250-XPB, \$40), *Chemical and Chemical Products Industries* (46-250-XPB, \$40), and *Products Shipped by Canadian Manufacturers* (31-211-XPB, \$67). The 1995 issues of most of these publications are now available. See *How to order publications*.

A technical paper, *Personalized Questionnaires for Canada's Annual Survey of Manufactures*, has been issued as a Business and Trade Statistics Field Research Paper. It is available in print (61F0041MPE, \$5) and in electronic format (61F0041MIE, viewable free on the Internet) through www.statcan.ca. This paper describes the personalization of the long-form questionnaires of Canada's Annual Survey of Manufactures. Personalization was motivated by the desire to reduce respondent burden. The paper will be useful to users of manufacturing data and to interested respondents.

For further information or to order the paper, contact John Crysdale (613-951-3589; fax: 613-951-6196), Enterprise Statistics Division (e-mail: crysdal@statcan.ca).

For further information on this release, look under contacts in the following table (fax: 613-951-9499; e-mail: Pentlii@statcan.ca). □

Value of shipments

	1995	1996	1995 to 1996	Publication catalogue number	Contact	
	\$ millions		% change			
Industry (Standard Industry Classification)						
Footwear (1712)	601.9	568.4	-5.6	33-251-XPB	L. Shinder	613 951-7293
Aluminum rolling, casting and extruding (2961)	2,475.6 ^r	2,376.9	-4.0	41-250-XPB	A. Shinnan	613 951-3515
Electronic computing and peripheral equipment (3361)	7,209.0	6,027.4	-16.4	43-250-XPB	L. Vincent	613 951-3523
Electrical transformer (3371)	695.2	668.0	-3.9	43-250-XPB	L. Vincent	613 951-3523
Other electrical industrial equipment (3379)	935.8	985.3	5.3	43-250-XPB	L. Vincent	613 951-3523
Adhesive (3792)	358.2	441.7	23.3	46-250-XPB	N. Charron	613 951-3510

^r Revised 1995 figure.



PUBLICATIONS RELEASED

Electric Lamps (light bulbs and tubes),

February 1998

Catalogue number 43-009-XPB

(Canada: \$7/\$62; outside Canada: US\$7/US\$62).

Cement, February 1998

Catalogue number 44-001-XPB

(Canada: \$7/\$62; outside Canada: US\$7/US\$62).

Coal and Coke Statistics, January 1998

Catalogue number 45-002-XPB

(Canada: \$12/\$114; outside Canada: US\$12/US\$114).

Industrial Chemicals and Synthetic Resins,

February 1998

Catalogue number 46-002-XPB

(Canada: \$7/\$62; outside Canada: US\$7/US\$62).

Electric Power Statistics, January 1998

Catalogue number 57-001-XPB

(Canada: \$12/\$114; outside Canada: US\$12/US\$114).

New Motor Vehicles, January 1998 (Internet version)

Catalogue number 63-007-XIB

(Canada: \$13; outside Canada: US\$13).

New Motor Vehicles, January 1998 (paper version)

Catalogue number 63-007-XPB

(Canada: \$17/\$165; outside Canada: US\$17/US\$165).

Canada's International Transactions in Securities,

January 1998

Catalogue number 67-002-XPB

(Canada: \$18/\$176; outside Canada: US\$18/US\$176).

Labour Force Information, week ended March 28, 1998

Catalogue number 71-001-PPB

(Canada: \$11/\$103; outside Canada: US\$11/US\$103).

Available at 7:00 a.m. on Thursday, April 9.

Release available on the Internet at

www.statcan.ca at 7:00 a.m.

Travel-log, Spring 1998 (Internet version)

Catalogue number 87-003-XIB

(Canada: \$9; outside Canada: US\$9).

Travel-log, Spring 1998 (paper version)

Catalogue number 87-003-XPB

(Canada: \$13/\$42; outside Canada: US\$13/US\$42).

All prices exclude sales tax.

How to order publications

Simplify your data search with the *Statistics Canada Catalogue* (11-204-XPE, \$16; outside Canada: US\$16).

Its keyword index will guide you to statistics on Canada's social and economic activity.

Order publications by phone:

Please refer to the • Title • Catalogue number • Volume number • Issue number • Your VISA or MasterCard number.

In Canada and the United States call:

1-800-267-6677

From other countries call:

1-613-951-7277

To fax your order:

1-800-889-9734

Address changes or account inquiries:

1-800-700-1033

Internet:


order@statcan.ca

To order a publication by mail write: Statistics Canada, Circulation Management, Operations and Integration Division, Ottawa, K1A 0T6.

Include a cheque or money order payable to **Receiver General of Canada/Publications**. Canadian customers add 7% GST and applicable PST.

Authorized agents and bookstores also carry Statistics Canada's catalogued publications.

Document 1-001E (F) (English) 11-001E (11-001E) 001-040



Thursday, June 9, 1997
For release at 8:30 a.m.



MAJOR RELEASES

- **Urban transit, 1995** 2
Despite the emphasis on taking urban transit, Canadians are using it less and less. In 1995, each Canadian took an average of about 60 trips on some form of urban transit, the lowest level in the past 25 years.
- **Productivity, hourly compensation and unit labour cost, 1996** 4
Growth in productivity among Canadian businesses was notably weak again in 1996, accompanied by sluggish gains in employment and slow nominal growth during the year.

OTHER RELEASES

- **High-wire index, May 1997** 3
- **Short-term Expectations Survey** 2
- **Steel primary forms, week ending May 31, 1997** 13
- **EGG predictor, April 1997** 12

PUBLICATIONS RELEASED 11

Statistics Canada's official release bulletin

Catalogue 11-001E.

Published each working day by the Communications Division, Statistics Canada, 10-H, R.H. Coats Bldg., Tunney's Pasture, Ottawa, Ontario K1A 0T6.

To access *The Daily* on the Internet, visit our site at <http://www.statcan.ca>. To receive *The Daily* each morning by E-mail, send an E-mail message to listproc@statcan.ca. Leave the subject line blank. In the body of the message, type "subscribe daily firstname lastname".

Editor: Tim Prichard (613-951-1103, prictim@statcan.ca)

Head of Official Release: Chantal Prévost (613-951-1088, prevcha@statcan.ca)

Published by authority of the Minister responsible for Statistics Canada. © Minister of Industry, 1998. Citation in newsprint, magazine, radio, and television reporting is permitted subject to the requirement that Statistics Canada is acknowledged as the source. Any other reproduction is permitted subject to the requirement that Statistics Canada is acknowledged as the source on all copies as follows: Statistics Canada, *The Daily*, catalogue 11-001E, along with date and page references.