



The Daily

Statistics Canada

Monday, July 13, 1998

For release at 8:30 a.m.

MAJOR RELEASES

There are no major releases today.

OTHER RELEASES

Railway carloadings, nine-day period ending June 30, 1998	2
Oils and fats, May 1998	2
Absence from Work Survey, March 1998	2
Retail Chain and Department Stores Survey, 1996	2

PUBLICATIONS RELEASED

3

Travel-log

Summer 1998

The feature article in the Summer issue of *Travel-log* is "Aging baby boomers and what it means for domestic travel in the 21st century". This article explores how the baby boomer generation is influencing many current domestic travel trends, and how these may shift in the future based on the travel behaviour of older age groups.

Travel-log features the latest travel indicators, the characteristics of international travellers and the international travel account. A summary page on National Tourism Indicators for tourism demand in Canada and employment generated by tourism is also included.

The Summer 1998 (Vol. 17, no. 3) issue of *Travel-log* (87-003-XPB, \$13/\$42, Internet version: 87-003-XIB, \$10/\$32) is now available. See *How to order publications*.

For further information on this release, contact Monique Beyrouiti (613-951-1673; fax: 613-951-2909; beyrmon@statcan.ca), Culture, Tourism and the Centre for Education Statistics.



Statistics
Canada

Statistique
Canada

Canada

OTHER RELEASES

Railway carloadings

Nine-day period ending June 30, 1998

Carloadings of freight (excluding intermodal traffic) during the nine-day period ending June 30, 1998, increased 3.1% to 6.1 million metric tonnes from the same period last year. The number of cars loaded increased 1.9%.

Intermodal traffic (piggyback) tonnage totalled 447 000 metric tonnes, up 14.5% from the same period last year. The year-to-date figures show a decline of 4.2%.

Total traffic (carloadings of freight and intermodal traffic) increased 3.8% during the period. This brought the year-to-date total to 129.2 million metric tonnes, an increase of 1.3% from the same period in 1997.

All year-to-date figures have been revised.

For further information on this release, contact Robert Larocque (613-951-2486; fax: 613-951-0009; larocque@statcan.ca), Transportation Division. ■

Oils and fats

May 1998

Production of all types of deodorized oils in May totalled 95 317 tonnes, down 13.2% from 109 818 (revised) tonnes in April. At the end of May 1998, year-to-date production totalled 524 349 (revised) tonnes, up 5.6% from 496 582 tonnes a year earlier.

The domestic sales of deodorized margarine oil totalled 8 223 tonnes, deodorized shortening oil totalled 28 613 tonnes, and deodorized salad oil totalled 29 383 tonnes in May 1998.

Available on CANSIM: matrix 185.

The May 1998 issue of *Oils and fats* (32-006-XPB, \$7/\$62) will be available shortly. See *How to order publications*.

For further information on this release, contact Peter Zylstra (613-951-3511; zylspet@statcan.ca), Manufacturing, Construction and Energy Division. ■

Absence from Work Survey

March 1998

Data are now available for the March 1998 Absence from Work Survey. Information in this microdata file refers to absences from work of two weeks or more for illness, accident or pregnancy related reasons by provinces for 1997.

To order the microdata file (75M0007XDB, \$600), contact Carol Nusum-Sol (613-951-4598; 1 800 461-9050), Special Surveys Division.

For further information on this release, contact Marc Hamel (613-951-2495; hamemar@statcan.ca), Special Surveys Division. ■

Retail Chain and Department Stores Survey

1996

Final data from the Retail Chain and Department Stores Survey are now available for 1996.

For further information, contact Manon Nadeau (613-951-3565), Distributive Trades Division. ■

PUBLICATIONS RELEASED

Industrial chemicals and synthetic resins,
May 1998
Catalogue number 46-002-XPB
(Canada: \$7/\$62; outside Canada: US\$7/US\$62).

Building permits, May 1998
Catalogue number 64-001-XIB
(Canada: \$19/\$186; outside Canada: US\$19/US\$186).

**Systems of national accounts, Canada's balance
of international payments,** First quarter 1998
Catalogue number 67-001-XIB
(Canada: \$29/\$93; outside Canada: US\$29/US\$93).

**Systems of national accounts, Canada's balance
of international payments,** First quarter 1998
Catalogue number 67-001-XPB
(Canada: \$38/\$124; outside Canada: US\$38/US\$124).

Employment, earnings and hours, April 1998
Catalogue number 72-002-XPB
(Canada: \$32/\$320; outside Canada: US\$32/US\$320).

Quarterly estimates of trustee pension funds,
Fourth quarter 1997
Catalogue number 74-001-XPB
(Canada: \$19/\$62; outside Canada: US\$19/US\$62).

Travel-log, Summer 1998
Catalogue number 87-003-XIB
(Canada: \$10/\$32; outside Canada: US\$10/US\$32).

Travel-log, Summer 1998
Catalogue number 87-003-XPB
(Canada: \$13/\$42; outside Canada: US\$13/US\$42).

All prices exclude sales tax.

Catalogue numbers with an -XIB or an -XIE extension
are Internet versions; those with -XMB or -XME are
microfiche; and -XPB or -XPE denote a paper version.

How to order publications

Simplify your data search with the *Statistics Canada Catalogue* (11-204-XPE, \$16; outside Canada: US\$16).

Its keyword index will guide you to statistics on Canada's social and economic activity.

Order publications by phone:

Please refer to the • Title • Catalogue number • Volume number • Issue number • Your VISA or MasterCard number.

In Canada and the United States call:

1-800-267-6677

From other countries call:

1-613-951-7277

To fax your order:

1-800-889-9734

Address changes or account inquiries:

1-800-700-1033




Internet:

order@statcan.ca

To order a publication by mail write: Statistics Canada, Circulation Management, Operations and Integration Division, Ottawa, K1A 0T6.

Include a cheque or money order payable to **Receiver General of Canada/Publications**. Canadian customers add 7% GST and applicable PST.

Authorized agents and bookstores also carry Statistics Canada's catalogued publications.

Catalogue 11-001E (PDF) (English) 11-001E (1) (584) (007) (4) (5)	
	
Statistics Canada	
Thursday, June 9, 1997	
For release at 9:30 a.m.	
MAJOR RELEASES	
• Urban transit, 1995 Despite the emphasis on taking urban transit, Canadians are using it less and less. In 1995, each Canadian took an average of about 40 trips on some form of urban transit, the lowest level in the past 25 years.	2
• Productivity, hourly compensation and unit labour cost, 1995 Growth in productivity among Canadian businesses was notably weak again in 1995 accompanied by sluggish gains in employment and slow nominal growth during the year.	4
OTHER RELEASES	
Help-wanted index, May 1997	3
Short-term Expectations Survey	2
Steel primary forms, week ending May 31, 1997	12
Egg production, April 1997	12
PUBLICATIONS RELEASED	11
 	

Statistics Canada's official release bulletin

Catalogue 11-001E.

Published each working day by the Communications Division, Statistics Canada, 10-H, R.H. Coats Bldg., Tunney's Pasture, Ottawa, Ontario K1A 0T6.

To access *The Daily* on the Internet, visit our site at <http://www.statcan.ca>. To receive *The Daily* each morning by E-mail, send an E-mail message to listproc@statcan.ca. Leave the subject line blank. In the body of the message, type "subscribe daily firstname lastname".

Editor: Duncan Currie (613-951-1103, currdun@statcan.ca)

Head of Official Release: Chantal Prévost (613-951-1088, prevcha@statcan.ca)

Published by authority of the Minister responsible for Statistics Canada. © Minister of Industry, 1998. Citation in newsprint, magazine, radio, and television reporting is permitted subject to the requirement that Statistics Canada is acknowledged as the source. Any other reproduction is permitted subject to the requirement that Statistics Canada is acknowledged as the source on all copies as follows: Statistics Canada, *The Daily*, catalogue 11-001E, along with date and page references.