



The Daily

Statistics Canada

Thursday, January 7, 1999

For release at 8:30 a.m.

MAJOR RELEASES

There are no major releases today.

OTHER RELEASES

Help-wanted Index, December 1998	2
Steel primary forms, week ending January 2, 1999	2
Steel primary forms, week ending December 26, 1998	2
Railway carloadings, seven-day period ending December 14, 1998	2
Electric lamps, November 1998	3

PUBLICATIONS RELEASED

4

INDEX: December 1998



Statistics
Canada

Statistique
Canada

Canada

OTHER RELEASES

Help-wanted Index

December 1998

After remaining unchanged for five months, the Help-wanted Index increased 1.4% in December to 146 (1996=100).

Increases in Nova Scotia (+4.8%), Ontario (+2.0%), Quebec (+1.4%) and British Columbia (+0.9%) were partially offset by declines in Alberta (-3.5%), Saskatchewan (-1.5%), New Brunswick (-1.3%) and Newfoundland (-0.7%).

Help-wanted Index

(1996=100)

	Dec. 1998	Nov. 1998	Dec. 1997	Dec. 1997 to Dec. 1998	Nov. to Dec.
	seasonally adjusted and smoothed				
					% change
Canada	146	144	133	9.8	1.4
Newfoundland	136	137	132	3.0	-0.7
Prince Edward Island	156	156	125	24.8	0.0
Nova Scotia	153	146	132	15.9	4.8
New Brunswick	152	154	143	6.3	-1.3
Quebec	144	142	119	21.0	1.4
Ontario	156	153	133	17.3	2.0
Manitoba	165	165	146	13.0	0.0
Saskatchewan	131	133	141	-7.1	-1.5
Alberta	136	141	155	-12.3	-3.5
British Columbia	118	117	124	-4.8	0.9

Note: The Help-wanted Index is compiled from the number of help-wanted ads published in 22 newspapers in 20 major metropolitan areas. The index is a measure of employers' intentions to hire new workers. The Index has been seasonally adjusted and smoothed to ease month-to-month comparisons.

Available on CANSIM: matrix 105 (levels 8 to 10).

For further information, or to enquire about the concepts, methods and data quality of this release, contact Gilles Groleau (613-951-4090; fax: 613-951-4087; labour@statcan.ca), Labour Division. ■

Steel primary forms

Week ending January 2, 1999 (preliminary)

Steel primary forms production for the week ending January 2, 1999, totalled 250 278 tonnes, down 0.5% from the week-earlier 251 526 tonnes and down 7.5% from the year-earlier 270 600 tonnes.

For further information, or to enquire about the concepts, methods and data quality of this release, contact Greg Milsom (613-951-7093; milsomg@statcan.ca), Manufacturing, Construction and Energy Division. ■

Steel primary forms

Week ending December 26, 1998 (preliminary)

Steel primary forms production for the week ending December 26, 1998, totalled 251 526 tonnes, down 11.8% from the week-earlier 285 290 tonnes and down 7.6% from the year-earlier 272 298 tonnes. The cumulative total at the end of the week was 15 581 439 tonnes, a 2.6% increase compared with 15 192 774 tonnes for the same period in 1997.

For further information, or to enquire about the concepts, methods and data quality of this release, contact Greg Milsom (613)951-7093; milsomg@statcan.ca) Manufacturing, Construction and Energy Division. ■

Railway carloadings

Seven-day period ending December 14, 1998

Carloadings of freight (excluding intermodal traffic) during the seven-day period ending December 14, 1998, decreased 4.5% to 4.7 million tonnes from the same period last year. The number of cars loaded decreased 3.2%.

Intermodal traffic (piggyback) tonnage totalled 382 000 tonnes, up 8.8% from the same period last year. The year-to-date figures show a decline of 1.0%.

Total traffic (carloadings of freight and intermodal traffic) decreased 3.6% during the period. This brought the year-to-date total to 246.2 million tonnes, a decrease of 3.0% from the previous year.

All year-to-date figures have been revised.

For further information, or to enquire about the concepts, methods and data quality of this release, contact Robert Larocque (613-951-2486; fax: 613-951-0009; laroque@statcan.ca), Transportation Division. ■

Electric lamps

November 1998

Light bulb and tube manufacturers sold 25.5 million light bulbs and tubes in November, down 24.3% from the 33.7 million a year earlier.

Year-to-date sales at the end of November totalled 262.6 million light bulbs and tubes, a decrease of 6.6% from the 281.2 million a year earlier.

The November 1998 issue of *Electric lamps* (43-009-XIB, \$5/\$47) is now available. See *How to order publications*.

For further information, or to enquire about the concepts, methods and data quality of this release, contact Russell Kowaluk (613-951-0600; kowarus@statcan.ca), Manufacturing, Construction and Energy Division. ■

PUBLICATIONS RELEASED

Sawmills and planning mills, October 1998

Catalogue number 35-003-XPB

(Canada: \$12/\$114; outside Canada: US\$12/US\$114).

Electric lamps, November 1998

Catalogue number 43-009-XIB

(Canada: \$5/\$47; outside Canada: US\$5/US\$47).

Gas utilities, September 1998

Catalogue number 55-002-XPB

(Canada: \$17/\$165; outside Canada: US\$17/US\$165).

Energy statistics handbook, December 1998

Catalogue number 57-601-XDE

(Canada: \$284; outside Canada: US\$284).

Energy statistics handbook, December 1998

Catalogue number 57-601-UPB

(Canada: \$387; outside Canada: US\$387).

Labour force information, week ending
December 12, 1998.

Catalogue number 71-001-PPB

(Canada: \$11/\$103; outside Canada: US\$11/US\$103).

Available at 7:00 a.m. on Friday, January 8.

Release available on the Internet @

www.statcan.ca at 7:00 a.m.

All prices exclude sales tax.

Catalogue numbers with an -XIB or an -XIE extension
are Internet versions; those with -XMB or -XME are
microfiche; and -XPB or -XPE denote a paper version.

How to order publications

Simplify your data search with the *Statistics Canada Catalogue* (11-204-XPE, \$16; outside Canada: US\$16).

Its keyword index will guide you to statistics on Canada's social and economic activity.

Order publications by phone:

Please refer to the • Title • Catalogue number • Volume number • Issue number • Your VISA or MasterCard number.

In Canada and the United States call:

1-800-267-6677

From other countries call:

1-613-951-7277

To fax your order:

1-800-889-9734

Address changes or account inquiries:

1-800-700-1033




Internet:

order@statcan.ca

To order a publication by mail write: Statistics Canada, Circulation Management, Operations and Integration Division, Ottawa, K1A 0T6.

Include a cheque or money order payable to **Receiver General of Canada/Publications**. Canadian customers add 7% GST and applicable PST.

Authorized agents and bookstores also carry Statistics Canada's catalogued publications.

Catalogue 11-001E (PDF) 11-001E (11-001E) 11-001E (11-001E)	
	
Statistics Canada	
Thursday, June 9, 1997	
For release at 8:30 a.m.	
MAJOR RELEASES	
• Urban transit, 1995	2
Despite the emphasis on taking urban transit, Canadians are using it less and less. In 1995, each Canadian took an average of about 40 trips on some form of urban transit, the lowest level in the past 25 years.	
• Productivity, hourly compensation and unit labour cost, 1995	4
Growth in productivity among Canadian businesses was notably weak again in 1995, accompanied by sluggish gains in employment and slow nominal growth during the year.	
OTHER RELEASES	
• Help-wanted index, May 1997	3
• Short-term Expectations Survey	2
• Steel primary forms, week ending May 31, 1997	12
• Egg production, April 1997	12
PUBLICATIONS RELEASED	11
 	

Statistics Canada's official release bulletin

Catalogue 11-001E.

Published each working day by the Communications Division, Statistics Canada, 10-H, R.H. Coats Bldg., Tunney's Pasture, Ottawa, Ontario K1A 0T6.

To access *The Daily* on the Internet, visit our site at <http://www.statcan.ca>. To receive *The Daily* each morning by E-mail, send an E-mail message to listproc@statcan.ca. Leave the subject line blank. In the body of the message, type "subscribe daily firstname lastname".

Editor: Dan Smythe (613-951-1103, smytdan@statcan.ca)

Head of Official Release: Chantal Prévost (613-951-1088, prevcha@statcan.ca)

Published by authority of the Minister responsible for Statistics Canada. © Minister of Industry, 1998. Citation in newsprint, magazine, radio, and television reporting is permitted subject to the requirement that Statistics Canada is acknowledged as the source. Any other reproduction is permitted subject to the requirement that Statistics Canada is acknowledged as the source on all copies as follows: Statistics Canada, *The Daily*, catalogue 11-001E, along with date and page references.



The Daily

Statistics Canada

INDEX

December 1998

Subject	Reference period	Release date
Adult criminal court statistics	1997-98	December 17, 1998
Are there high-tech industries or only high-tech firms?	1996	December 10, 1998
Area profiles series	1996 Census	December 9, 1998
Asphalt roofing	October 1998	December 1, 1998
Average retail prices	January to September 1998	December 8, 1998
Building permits	October 1998	December 4, 1998
Canada's Aboriginal languages	1996	December 14, 1998
Canada's international transactions in securities	October 1998	December 22, 1998
Canadian economic observer	December 1998	December 17, 1998
Canadian international merchandise trade	October 1998	December 17, 1998
Canadian social trends	Winter 1998	December 14, 1998
Cement	October 1998	December 14, 1998
Cereals and oilseeds review	October 1998	December 21, 1998
Charitable donors	1997	December 3, 1998
Civil aviation financial statistics	Third quarter 1998	December 21, 1998
Civil aviation operating statistics	September and October 1998	December 21, 1998
Coal and coke statistics	September 1998	December 3, 1998
	October 1998	December 24, 1998
Composite index	November 1998	December 17, 1998
Construction type plywood	October 1998	December 23, 1998
Construction Union Wage Rate Index	November 1998	December 18, 1998
Consumer Price Index	November 1998	December 18, 1998
Crime and police resources in municipalities	1997	December 21, 1998
Crime statistics	1997	December 8, 1998
Crushing statistics	November 1998	December 17, 1998
Dairy statistics	October and November 1998	December 15, 1998
Dangerous goods accident information system	1997	December 2, 1998



Statistics
Canada

Statistique
Canada

Canada

INDEX: December 1998

Subject	Reference period	Release date
Deliveries of major grains	November 1998	December 21, 1998
Demographic statistics	July-September 1998	December 17, 1998
Department store sales and stocks	November 1998	December 21, 1998
	October 1998	December 1, 1998
Dimensions series	1996 Census	December 3, 1998
	1996 Census	December 18, 1998
	1996 Census	December 22, 1998
Direct selling	1996 and 1997	December 21, 1998
Domestic sales of refined petroleum products	October 1998	December 1, 1998
Education in Canada: recent trends and future challenges	1991 Census	December 22, 1998
Education quarterly review		December 7, 1998
Egg production	October 1998	December 11, 1998
Electric power statistics	October 1998	December 23, 1998
	September 1998	December 2, 1998
Employer-sponsored pension plans (trusteed funds)	Second quarter 1998	December 21, 1998
Employment insurance	October 1998	December 21, 1998
Employment, earnings and hours	October 1998	December 23, 1998
Estimate of production of principal field crops	November 1998	December 7, 1998
Export and import price indexes	October 1998	December 17, 1998
Farm taxation statistics	1997	December 7, 1998
Federal government employment in census metropolitan areas	September 1998	December 10, 1998
Federal government finance: Assets and liabilities	March 31, 1998	December 14, 1998
Film, video and audio-visual production	1996/97	December 1, 1998
First release of NAICS-based data		December 16, 1998
For-hire motor carriers of freight (top carriers)	Third quarter 1998	December 17, 1998
For-hire motor carriers of freight annual supplement	1997	December 10, 1998
Full-time university faculty	1996/97	December 15, 1998
Gross domestic product by industry at factor cost	October 1998	December 24, 1998
Help-wanted Index	November 1998	December 2, 1998
Industrial capacity utilization rates	Third quarter 1998	December 7, 1998
Industrial chemicals and synthetic resins	October 1998	December 10, 1998
Industrial monitor on CD-ROM	December 1998	December 15, 1998

INDEX: December 1998

Subject	Reference period	Release date
Inter-corporate ownership on CD-ROM	Fourth quarter 1998	December 15, 1998
Labour Force Survey	November 1998	December 4, 1998
Longitudinal administrative databank	1982 to 1996	December 4, 1998
Mineral wool including fibrous glass insulation	November 1998	December 23, 1998
Monthly Survey of Large Retailers	August and September 1998	December 1, 1998
	October 1998	December 21, 1998
Monthly Survey of Manufacturing	October 1998	December 16, 1998
National Private Vehicle Use Survey	1995-1996	December 17, 1998
Natural gas sales	October 1998	December 18, 1998
New Housing Price Index	October 1998	December 10, 1998
New motor vehicle sales	October 1998	December 11, 1998
Oil pipeline transport	September 1998	December 11, 1998
Oils and fats	October 1998	December 14, 1998
Particleboard, oriented strandboard and fibreboard	October 1998	December 16, 1998
Paying off student loans	1997	December 8, 1998
Perspectives on labour and income	Winter 1998	December 9, 1998
Population estimates by age and sex	July 1, 1998	December 2, 1998
Portrait of official language communities	1996 Census	December 3, 1998
Production and disposition of tobacco products	November 1998	December 24, 1998
Products shipped by Canadian manufacturers	1996	December 11, 1998
Profile of youth justice	1997	December 15, 1998
Provincial and territorial government finance: Assets and liabilities	March 31, 1997	December 8, 1998
Public sector employment	Third quarter 1998	December 8, 1998
Quarterly Retail Commodity Survey	1997, first and second quarters 1998	December 21, 1998
Rail in Canada	1997	December 22, 1998
Railway carloadings	Seven-day period ending November 21, 1998	December 7, 1998
	October 1998	December 10, 1998
	Nine-day period ending November 30, 1998	December 14, 1998
	Seven-day period ending December 7, 1998	December 21, 1998
Registered retirement savings plans contributions	1997	December 2, 1998
Retail trade	October 1998	December 21, 1998

INDEX: December 1998

Subject	Reference period	Release date
Sawmills and planing mills	October 1998	December 23, 1998
Selected financial indexes	November 1998	December 18, 1998
Shipments of rolled steel	October 1998	December 11, 1998
Short-term Expectations Survey		December 2, 1998
StatCan: CANSIM directory disc	December 1998	December 4, 1998
Steel pipe and tubing	October 1998	December 9, 1998
Steel primary forms	October 1998	December 10, 1998
	Week ending November 28, 1998	December 3, 1998
	Week ending December 5, 1998	December 10, 1998
	Week ending December 12, 1998	December 17, 1998
	Week ending December 19, 1998	December 24, 1998
Steel wire and specified wire products	October 1998	December 16, 1998
Stocks of frozen meat products	December 1998	December 23, 1998
Stocks of frozen poultry meat	December 1, 1998	December 17, 1998
Telecommunications Plant Price Index	1997	December 17, 1998
The gambling industry: Raising the stakes	1992 to 1997	December 9, 1998
Travel between Canada and other countries	October 1998	December 16, 1998
Wholesale trade	October 1998	December 18, 1998