



The Daily

Statistics Canada

Wednesday, November 17, 1999

For release at 8:30 a.m.

MAJOR RELEASES

There are no major releases today.

OTHER RELEASES

Impaired driving, 1998	2
Railway carloadings, ten-day period ending October 31, 1999	2

PUBLICATIONS RELEASED	4
------------------------------	----------



Statistics
Canada

Statistique
Canada

Canada

OTHER RELEASES

Impaired driving

1998

The rate of persons charged with impaired driving declined 3.6% in 1998, the 15th consecutive annual decline. While most indicators point to a real decline in impaired driving, some of the drop in charges may be due to the increased use of roadside licence suspensions by police.

Police charged 70,587 persons with an impaired driving offence last year, less than half the number charged in the early 1980s. Since the rate peaked in 1981, there has been a 65% decrease in impaired driving charges.

Other data support a general decline in impaired driving. For example, 103 persons were charged with impaired driving causing death in 1998, the lowest level in a decade. As well, 886 individuals were charged with impaired driving causing bodily harm, down 27.6% since 1989. There has also been a drop since the early 1990s in the proportion of fatally injured drivers found to be legally impaired.

In addition, as the population ages, there are proportionally fewer drivers in the younger higher-risk age categories. Other factors include stronger penalties for conviction, which act as a deterrent, declining alcohol consumption among Canadians and the growing use of designated drivers.

Except for small increases in Nova Scotia and Manitoba, all provinces and territories followed the national trend of a decline in impaired driving charges in 1998. Yukon reported the highest rate (1,148 persons charged for every 100,000 population aged 16 and over). Saskatchewan had the highest rate (683) among the provinces for the 10th consecutive year, even with a 6.7% drop in 1998. Newfoundland had the lowest rate (218) for the third year in a row.

Among the nine largest census metropolitan areas, Edmonton posted the highest rate (374) for the third straight year, although this was an 8.0% decline from 1997. Toronto reported the lowest rate (126). Since 1996, Winnipeg has been the only major census metropolitan area to show a significant increase in impaired driving charges. According to Winnipeg police, this increase has been a direct result of additional public and private funding specifically for impaired driving enforcement.

Data from a sample of 169 police services show that the 19 to 24 age group had the highest rate of impaired driving in 1998. Rates gradually declined from the peak age of 20 until the early 30s. There was a second smaller peak among those aged 33 to 37.

Court data from seven provinces and the territories show that impaired driving cases accounted for 15% of all cases heard in adult criminal courts in the 1997/98 fiscal year. Over three-quarters (77%) of these impaired driving cases resulted in a conviction. The proportion of these convictions has been decreasing in recent years, while acquittals have been increasing. Among those convicted of impaired driving in 1997/98, 19% were sentenced to jail, compared with 22% three years earlier.

Persons charged with impaired driving 1998

	Number	Rate ¹	1997 to 1998 % change
Canada	70,587	295	-3.6
Newfoundland	947	218	-0.5
Prince Edward Island	397	375	-18.9
Nova Scotia	2,284	307	1.5
New Brunswick	2,293	381	-8.1
Quebec	17,341	295	-2.4
Ontario	20,123	224	-2.6
Manitoba	3,417	389	0.6
Saskatchewan	5,333	683	-6.7
Alberta	9,807	439	-8.4
British Columbia	8,020	251	-1.6
Yukon	276	1,148	-3.8
Northwest Territories (including Nunavut)	349	776	-7.6

¹ Rates are calculated on the basis of 100,000 persons aged 16 years and over.

Juristat: Impaired driving in Canada, 1998, vol. 19, no. 11 (85-002-XPE, \$10/93; 85-002-XIE, \$8/70) is now available. See How to order publications.

For more information, or to enquire about the concepts, methods or data quality of this release, contact Information and Client Services (613-951-9023 or 1 800 387-2231), Canadian Centre for Justice Statistics. ■

Railway carloadings

Ten-day period ending October 31, 1999

Non-intermodal traffic loaded during the ten-day period ending October 31, 1999, increased 0.1% to 6.7 million tonnes compared with the same period last year. The number of cars loaded decreased 1.0%.

Intermodal traffic tonnage totalled 615 000 tonnes, a 8.2% increase from the same period last year. The year-to-date figures increased 13.7%.

Total traffic increased 0.8% during the period. This brought the year-to-date total to 212.6 million tonnes, a decrease of 0.9% from the previous year.

All year-to-date figures have been revised.

For more information, or to enquire about the concepts, methods or data quality of this release,

contact Robert Larocque (613-951-2486; fax: 613-951-0009; laroque@statcan.ca), Transportation Division. ■

PUBLICATIONS RELEASED

Production and shipments of steel pipe and tubing, September 1999
Catalogue number 41-011-XIB
(Canada: \$5/\$47).

Industry price indexes, September 1999
Catalogue number 62-011-XPB
(Canada: \$22/\$217; outside Canada: US\$22/US\$217).

Touriscope, international travel, vol. 15, no. 9
Catalogue number 66-001-PPB
(Canada: \$8/\$73; outside Canada: US\$8/US\$73).

Juristat: Impaired driving in Canada, 1998, vol. 19, no. 11
Catalogue number 85-002-XIE
(Canada: \$8/\$70).

Juristat: Impaired driving in Canada, 1998, vol. 19, no. 11
Catalogue number 85-002-XPE
(Canada: \$10/\$93; outside Canada: US\$10/US\$93).

All prices exclude sales tax.

Catalogue numbers with an -XIB or an -XIE extension are Internet versions; those with -XMB or -XME are microfiche; and -XPB or -XPE denote a paper version.

How to order publications

Simplify your data search with the *Statistics Canada Catalogue* (11-204-XPE, \$16; outside Canada: US\$16).

Its keyword index will guide you to statistics on Canada's social and economic activity.

Order publications by phone:

Please refer to the • Title • Catalogue number • Volume number • Issue number • Your VISA or MasterCard number.

In Canada and the United States call:

1-800-267-6677

From other countries call:

1-613-951-7277

To fax your order:

1-877-287-4369




Address changes or account inquiries:

1-800-700-1033

To order a publication by mail write: Statistics Canada, Circulation Management, Operations and Integration Division, Ottawa, K1A 0T6. Include a cheque or money order payable to **Receiver General of Canada/Publications**. Canadian customers add 7% GST and applicable PST.

To order by Internet: write to order@statcan.ca or download an electronic version by accessing Statistics Canada's Web site (www.statcan.ca), under the headings *Products and services*, *Downloadable publications*.

Authorized agents and bookstores also carry Statistics Canada's catalogued publications.

Catalogue 11-001E (PDF) 11MB (13/10/99) 607K (4/95)	
	
Statistics Canada	
Thursday, June 3, 1997	
For release at 8:30 a.m.	
MAJOR RELEASES	
• Urban transit, 1995 Despite the emphasis on taking urban transit, Canadians are using it less and less. In 1995, each Canadian took an average of about 40 trips on some form of urban transit, the lowest level in the past 25 years.	2
• Productivity, hourly compensation and unit labour cost, 1995 Growth in productivity among Canadian businesses was notably weak again in 1995 accompanied by sluggish gains in employment and slow modest growth during the year.	4
OTHER RELEASES	
Help-wanted index, May 1997	3
Short-term Expectations Survey	2
Steel primary forms, week ending May 31, 1997	12
Egg production, April 1997	12
PUBLICATIONS RELEASED	11
 	

Statistics Canada's official release bulletin

Catalogue 11-001E.

Published each working day by the Communications Division, Statistics Canada, 10-H, R.H. Coats Bldg., Tunney's Pasture, Ottawa, Ontario K1A 0T6.

To access *The Daily* on the Internet, visit our site at <http://www.statcan.ca>. To receive *The Daily* each morning by E-mail, send an E-mail message to listproc@statcan.ca. Leave the subject line blank. In the body of the message, type "subscribe daily firstname lastname".

Editor: Dan Smythe (613-951-1103, smytdan@statcan.ca)

Head of Official Release: Chantal Prévost (613-951-1088), prevcha@statcan.ca

Published by authority of the Minister responsible for Statistics Canada. © Minister of Industry, 1999. Citation in newsprint, magazine, radio, and television reporting is permitted subject to the requirement that Statistics Canada is acknowledged as the source. Any other reproduction is permitted subject to the requirement that Statistics Canada is acknowledged as the source on all copies as follows: Statistics Canada, *The Daily*, catalogue 11-001E, along with date and page references.