



The Daily

Statistics Canada

Wednesday, December 8, 1999

For release at 8:30 a.m.

MAJOR RELEASES

There are no major releases today.

OTHER RELEASES

Domestic sales of refined petroleum products, October 1999	2
Pipeline transportation of crude oil and refined petroleum products, September 1999	2
Oils and fats, October 1999	3

PUBLICATIONS RELEASED	4
------------------------------	----------



Statistics
Canada

Statistique
Canada

Canada

OTHER RELEASES

Domestic sales of refined petroleum products

October 1999 (preliminary)

Sales of refined petroleum products totalled 8 084 800 cubic metres in October, down 0.7% from the same month in 1998. Sales increased for five of the seven major product groups compared with the same period in 1998, with the largest gains for diesel fuel oil (+107 200 cubic metres or +5.6%) and light fuel oil (+60 500 cubic metres or +18.4%). Sales of heavy fuel oil dropped drastically (-275 300 cubic metres or -31.6%) from October 1998.

Sales of refined petroleum products

	Oct. 1998 ^r	Oct. 1999 ^p	Oct. 1998 to Oct. 1999
	thousands of cubic metres		% change
Total, All products	8 145.4	8 084.8	-0.7
Motor gasoline	3 188.6	3 216.8	0.9
Diesel fuel oil	1 905.6	2 012.8	5.6
Light fuel oil	328.7	389.2	18.4
Heavy fuel oil	870.7	595.4	-31.6
Aviation turbo fuels	517.4	568.3	9.8
Petrochemical feedstocks ¹	396.1	420.9	6.3
All other refined products	938.3	881.4	-6.1

	Jan. to Oct. 1998 ^r	Jan. to Oct. 1999 ^p	Jan.-Oct. 1998 to Jan.-Oct. 1999
Total, All products	76 988.5	77 794.6	1.0
Motor gasoline	31 117.3	31 930.0	2.6
Diesel fuel oil	17 975.6	18 380.2	2.3
Light fuel oil	3 589.7	3 822.6	6.5
Heavy fuel oil	6 860.5	6 287.5	-8.4
Aviation turbo fuels	5 106.6	5 231.5	2.4
Petrochemical feedstocks ¹	4 056.7	4 294.2	5.9
All other refined products	8 282.1	7 848.6	-5.2

^r Revised data.

^p Preliminary data.

¹ Materials produced by refineries that are used by the petrochemical industry to produce chemicals, synthetic rubber and a variety of plastics.

Year-to-date sales of refined petroleum products were up 806 100 cubic metres (+1.0%) over the same period in 1998. Sales increased for five of the seven major product groups, with the largest advances for motor gasoline (+812 700 cubic metres or +2.6%) and diesel (+404 600 cubic metres or +2.3%). These two products accounted for almost 65.0% of the total sales of refined petroleum products.

The gain for light fuel oil (+232 900 cubic metres or +6.5%) was mostly due to greater use of the product

for heating in the first half of the year. The decline for heavy fuel oil (-573 000 cubic metres or -8.4%) was due to greater use of natural gas in place of heavy fuel oil by the industrial sector.

Available on CANSIM: matrices 628-642 and 644-647.

The October 1999 issue of *Refined petroleum products* (45-004-XPB, \$21/\$206; 45-004-XIB, \$16/\$155) will be available shortly. See *How to order publications*.

For more information, or to enquire about the concepts, methods and data quality of this release, contact Eleonore Harding (613-951-5708; hardele@statcan.ca) or Michel Palardy (613-951-7174; palamic@statcan.ca), Energy Section, Manufacturing, Construction and Energy Division. ■

Pipeline transportation of crude oil and refined petroleum products

September 1999

Net receipts of crude oil and equivalent hydrocarbons totalled 12 377 965 cubic metres in September, down 3.2% from September 1998. Year-to-date receipts to the end of September were 110 431 623 cubic metres, down 4.9% from the same period in 1998. Net receipts of liquefied petroleum gases and refined petroleum products in September (6 493 152 cubic metres) increased 0.2% from September 1998. Year-to-date receipts increased 0.6% to 58 277 072 cubic metres.

Pipeline exports of crude oil (5 287 522 cubic metres) decreased 6.8% from September 1998, and pipeline imports (1 557 694 cubic metres) decreased 9.0%. Year-to-date exports (49 088 166 cubic metres) were down 10.1% from 1998. Year-to-date imports (14 967 002 cubic metres) increased 7.1 %.

September deliveries of crude oil by pipeline to Canadian refineries totalled 5 542 870 cubic metres, an 8.1% decrease from 1998. September deliveries of liquefied petroleum gases and refined petroleum products decreased 6.3% to 590 685 cubic metres. Year-to-date deliveries of crude oil to refineries at the end of September totalled 50 806 805 cubic metres, down 0.3% from the same period in 1998.

Available on CANSIM: matrices 181 and 591-595.

The September 1999 issue of *Pipeline transportation of crude oil and refined petroleum products* (55-001-XIB, \$9/\$86) is now available. See *How to order publications*.

For more information, or to enquire about the concepts, methods and data quality of this release, contact Eleonore Harding (613-951-5708; hardele@statcan.ca), Energy Section, Manufacturing, Construction and Energy Division. ■

Oils and fats

October 1999

Production of all types of deodorized oils in October totalled 106 873 tonnes, a 3.3% decrease from 110 511 tonnes in September. Year-to-date production for October was 927 767 tonnes,

down 10.1% compared with 1 031 428 tonnes for the same period in 1998.

Domestic sales of deodorized margarine oil totalled 12 189 tonnes. Sales for deodorized shortening oil were 28 391 tonnes and sales for deodorized salad oil amounted to 30 036 tonnes in October.

Available on CANSIM: matrix 185.

The October 1999 issue of *Oils and fats* (32-006-XIB, \$5/\$47) is now available. See *How to order publications*.

For more information, or to enquire about the concepts, methods and data quality of this release, contact Peter Zylstra (613-951-3511; zylspet@statcan.ca), Manufacturing, Construction and Energy Division. ■

PUBLICATIONS RELEASED

Oils and fats, October 1999
Catalogue number 32-006-XIB
(Canada: \$5/\$47; outside Canada: US\$5/US\$47).

Aviation: Service bulletin, vol. 31, no. 11
Catalogue number 51-004-XIB
(Canada: \$8/\$82).

Railways carloadings, January 1999
Catalogue number 52-001-XIE
(Canada: \$8/\$77).

Railways carloadings, February 1999
Catalogue number 52-001-XIE
(Canada: \$8/\$77).

Railways carloadings, March 1999
Catalogue number 52-001-XIE
(Canada: \$8/\$77).

Railways carloadings, April 1999
Catalogue number 52-001-XIE
(Canada: \$8/\$77).

Railways carloadings, May 1999
Catalogue number 52-001-XIE
(Canada: \$8/\$77).

Railways carloadings, June 1999
Catalogue number 52-001-XIE
(Canada: \$8/\$77).

Railways carloadings, July 1999
Catalogue number 52-001-XIE
(Canada: \$8/\$77).

Railways carloadings, August 1999
Catalogue number 52-001-XIE
(Canada: \$8/\$77).

Pipeline transportation of crude oil and refined petroleum products, September 1999
Catalogue number 55-001-XIB
(Canada: \$9/\$86).

Natural gas transportation and distribution, August 1999
Catalogue number 55-002-XPB
(Canada: \$17/\$165; outside Canada: US\$17/US\$165).

Electric power statistics, September 1999
Catalogue number 57-001-XIB
(Canada: \$9/\$85).

Energy statistics handbook, November 1999
Catalogue number 57-601-UPB
(Canada: \$387; outside Canada: US\$387).

Energy statistics handbook, November 1999
Catalogue number 57-601-XDE
(Canada: \$284; outside Canada: US\$284).

Pension plans in Canada, January 1, 1998
Catalogue number 74-401-XPB
(Canada: \$41; outside Canada: US\$41).

All prices exclude sales tax.

Catalogue numbers with an -XIB or an -XIE extension are Internet versions; those with -XMB or -XME are microfiche; and -XPB or -XPE denote a paper version.

How to order publications

Simplify your data search with the *Statistics Canada Catalogue* (11-204-XPE, \$16; outside Canada: US\$16).

Its keyword index will guide you to statistics on Canada's social and economic activity.

Order publications by phone:

Please refer to the • Title • Catalogue number • Volume number • Issue number • Your VISA or MasterCard number.

In Canada and the United States call:

1-800-267-6677

From other countries call:

1-613-951-7277

To fax your order:

1-877-287-4369




Address changes or account inquiries:

1-800-700-1033

To order a publication by mail write: Statistics Canada, Circulation Management, Operations and Integration Division, Ottawa, K1A 0T6. Include a cheque or money order payable to **Receiver General of Canada/Publications**. Canadian customers add 7% GST and applicable PST.

To order by Internet: write to order@statcan.ca or download an electronic version by accessing Statistics Canada's Web site (www.statcan.ca), under the headings *Products and services*, *Downloadable publications*.

Authorized agents and bookstores also carry Statistics Canada's catalogued publications.

Catalogue 11-001E (if available 11-001E/11-001E/11-001E/11-001E)	
 The Daily	
Statistics Canada	
Thursday, June 3, 1997 For release at 9:30 a.m.	
MAJOR RELEASES	
• Urban transit, 1995 Despite the emphasis on taking urban transit, Canadians are using it less and less. In 1995, most Canadians took an average of about 40 trips on some form of urban transit, the lowest level in the past 25 years.	2
• Productivity, hourly compensation and unit labour cost, 1995 Growth in productivity among Canadian businesses has steadily worked upward in 1995, accompanied by sluggish gains in employment and slow economic growth during the year.	4
OTHER RELEASES	
• High-speed train, May 1997	3
• Short-term Expenditure Survey Steel primary forms, year ending May 31, 1997	10
• Egg production, April 1997	12
PUBLICATIONS RELEASED	11
 Statistics Canada 	

Statistics Canada's official release bulletin

Catalogue 11-001E.

Published each working day by the Communications Division, Statistics Canada, 10-H, R.H. Coats Bldg., Tunney's Pasture, Ottawa, Ontario K1A 0T6.

To access *The Daily* on the Internet, visit our site at <http://www.statcan.ca>. To receive *The Daily* each morning by E-mail, send an E-mail message to listproc@statcan.ca. Leave the subject line blank. In the body of the message, type "subscribe daily firstname lastname".

Editor: Dan Smythe (613-951-1103, smytdan@statcan.ca)

Head of Official Release: Chantal Prévost (613-951-1088), prevcha@statcan.ca

Published by authority of the Minister responsible for Statistics Canada. © Minister of Industry, 1999. Citation in newsprint, magazine, radio, and television reporting is permitted subject to the requirement that Statistics Canada is acknowledged as the source. Any other reproduction is permitted subject to the requirement that Statistics Canada is acknowledged as the source on all copies as follows: Statistics Canada, *The Daily*, catalogue 11-001E, along with date and page references.