



The Daily

Statistics Canada

Monday, February 1, 1999
For release at 8:30 a.m.

MAJOR RELEASES


There are no major releases today.

OTHER RELEASES

Railway carloadings, seven-day period ending January 14, 1999 2

PUBLICATIONS RELEASED **3**

INDEX: January 1999



Infomat - a paper alternative

Do you prefer a paper publication to an electronic information service? Then consider subscribing to *Infomat*. *Infomat* is a weekly publication that summarizes economic and social news in a concise format, bringing you a comprehensive view of the economy.

Like *The Daily*, *Infomat* will keep you up to date on consumer prices, manufacturing, imports and exports, employment and unemployment figures, and dozens of key indicators. The short information bullets on the cover let you quickly identify topics of interest. In addition, tables provide national and provincial data, while charts offer easy-to-spot trends over several years. *Infomat* also includes a major release calendar for the month ahead, a one-page summary of the latest key economic indicators, and a listing of all new publications.

To subscribe to *Infomat* (11-002-XPE, \$4/\$145), see *How to order publications*. The publication is also available electronically (11-002-XIE, \$3/\$109). For more information about *Infomat*, contact the editor, Tim Prichard (613-951-1197), Communications Division.



Statistics Canada

Statistique Canada



OTHER RELEASES

Railway carloadings

Seven-day period ending January 14, 1999

Carloadings of freight (excluding intermodal traffic) during the seven-day period ending January 14, 1999, decreased 6.5% to 4.0 million tonnes from the same period in 1998. The number of cars loaded fell 4.3%.

Intermodal traffic (piggyback) tonnage totalled 306 000 tonnes, a 20.4% increase from the same period last year. The year-to-date figures increased 19.2%.

Total traffic (carloadings of freight and intermodal traffic) decreased 5.0% during the reference period. This brought the year-to-date total to 7.7 million tonnes, a decrease of 5.7% from the same period in 1998.

All year-to-date figures have been revised.

For further information, or to enquire about the concepts, methods, and data quality of this release, contact Robert Larocque (613-951-2486; fax: 613-951-0009; laroque@statcan.ca), Transportation Division. ■

PUBLICATIONS RELEASED

Pulpwood and wood residue statistics,
November 1998
Catalogue number 25-001-XIB
(Canada: \$6/\$55; outside Canada: US\$6/US\$55).

Service bulletin: Aviation, January 1999
Catalogue number 51-004-XIB
(Canada: \$8/\$82; outside Canada: US\$8/US\$82).

Canada's international transactions in securities,
November 1998
Catalogue number 67-002-XPB
(Canada: \$18/\$176; outside Canada: US\$18/US\$176).

Canada's balance of international payments, Third
quarter 1998
Catalogue number 67-001-XIB
(Canada: \$29/\$93; outside Canada: US\$29/US\$93).

All prices exclude sales tax.

Catalogue numbers with an -XIB or an -XIE extension
are Internet versions; those with -XMB or -XME are
microfiche; and -XPB or -XPE denote a paper version.

How to order publications

Simplify your data search with the *Statistics Canada Catalogue* (11-204-XPE, \$16; outside Canada: US\$16).

Its keyword index will guide you to statistics on Canada's social and economic activity.

Order publications by phone:

Please refer to the • Title • Catalogue number • Volume number • Issue number • Your VISA or MasterCard number.

In Canada and the United States call:

1-800-267-6677

From other countries call:

1-613-951-7277

To fax your order:

1-800-889-9734

Address changes or account inquiries:

1-800-700-1033

Internet:


order@statcan.ca

To order a publication by mail write: Statistics Canada, Circulation Management, Operations and Integration Division, Ottawa, K1A 0T6.

Include a cheque or money order payable to **Receiver General of Canada/Publications**. Canadian customers add 7% GST and applicable PST.

Authorized agents and bookstores also carry Statistics Canada's catalogued publications.

Ontario 1-206 (if applicable) 1-800-387-6445



Thursday, June 3, 1997
For release at 8:30 a.m.



MAJOR RELEASES

- **Urban transit, 1995** 2
Despite the emphasis on taking urban transit, Canadians are using it less and less. In 1995, each Canadian took an average of about 65 trips on some form of urban transit, the lowest level in the past 25 years.
- **Productivity, hourly compensation and unit labour cost, 1996** 4
Growth in productivity among Canadian businesses was notably weak again in 1996 accompanied by sluggish gains in employment and slow nominal growth during the year.

OTHER RELEASES

- **High-wire index, May 1997** 3
- **Short-term Expectations Survey** 2
- **Steel primary forms, week ending May 31, 1997** 13
- **Egg production, April 1997** 12

PUBLICATIONS RELEASED 11



Statistics Canada's official release bulletin

Catalogue 11-001E.

Published each working day by the Communications Division, Statistics Canada, 10-H, R.H. Coats Bldg., Tunney's Pasture, Ottawa, Ontario K1A 0T6.

To access *The Daily* on the Internet, visit our site at <http://www.statcan.ca>. To receive *The Daily* each morning by E-mail, send an E-mail message to listproc@statcan.ca. Leave the subject line blank. In the body of the message, type "subscribe daily firstname lastname".

Editor: Dan Smythe (613-951-1103, smytdan@statcan.ca)

Head of Official Release: Chantal Prévost (613-951-1088, prevcha@statcan.ca)

Published by authority of the Minister responsible for Statistics Canada. © Minister of Industry, 1999. Citation in newsprint, magazine, radio, and television reporting is permitted subject to the requirement that Statistics Canada is acknowledged as the source. Any other reproduction is permitted subject to the requirement that Statistics Canada is acknowledged as the source on all copies as follows: Statistics Canada, *The Daily*, catalogue 11-001E, along with date and page references.



The Daily

Statistics Canada

INDEX

January 1999

Subject	Reference period	Release date
1999 Canada Year Book: erratum		January 21, 1999
Annual Survey of Canadian-domiciled Marine Carriers	1996	January 20, 1999
Asphalt roofing	November 1998	January 5, 1999
Building permits	November 1998	January 12, 1999
Canada's international transactions in securities	November 1998	January 25, 1999
Canadian domestic air travel	Fourth quarter 1997	January 12, 1999
Canadian economic observer	January 1999	January 21, 1999
Canadian international merchandise trade	November 1998	January 21, 1999
Canadian potato production	1997 and 1998	January 22, 1999
Cement	November 1998	January 13, 1999
Cereals and oilseeds review	November 1998	January 29, 1999
Childhood asthma	1994/1995	January 12, 1999
Civil aviation operating statistics	November 1998	January 20, 1999
Coal and coke statistics	November 1998	January 29, 1999
Coal production	1998	January 25, 1999
Composite Index	December 1998	January 21, 1999
Construction type plywood	November 1998	January 21, 1999
Construction Union Wage Rate Index	December 1998	January 19, 1999
Consumer Price Index	December 1998	January 20, 1999
Crude oil and natural gas	October 1998	January 6, 1999
	November 1998	January 29, 1999
Crushing statistics	December 1998	January 21, 1999
Dairy statistics	November and December 1998	January 15, 1999
Deliveries of major grains	December 1998	January 22, 1999
Dimensions series	1996 Census	January 26, 1999
Domestic sales of refined petroleum products	November 1998	January 6, 1999
Egg production	November 1998	January 8, 1999



INDEX: January 1999

Subject	Reference period	Release date
Electric lamps	November 1998	January 7, 1999
Electric power generating stations	1997	January 27, 1999
Electric Power Selling Price Indexes	September-December 1998	January 28, 1999
Electric power statistics	November 1998	January 29, 1999
Employment Insurance	November 1998	January 26, 1999
Employment, earnings and hours	November 1998	January 28, 1999
Entertainment services: a growing consumer market	1986 to 1996	January 15, 1999
Estimates of labour income	October 1998	January 8, 1999
Export and import price indexes	November 1998	January 21, 1999
Finances of provincial and territorial government enterprises	Fiscal year ended nearest to December 31, 1996	January 19, 1999
Gross domestic product by industry at factor cost	November 1998	January 29, 1999
Health reports	Winter 1998	January 12, 1999
Help-wanted Index	December 1998	January 7, 1999
Industrial chemicals and synthetic resins	November 1998	January 14, 1999
Industrial monitor on CD-ROM	January 1999	January 14, 1999
Industrial Product Price Index	November 1998	January 6, 1999
	1998 Annual and December 1998	January 28, 1999
Information about the National Population Health Survey		January 27, 1999
Innovation in dynamic service industries	1996	January 18, 1999
Labour Force Survey	December 1998	January 8, 1999
Labour force update: An overview of the labour market	1998	January 27, 1999
	Winter 1999	January 27, 1999
Mineral wool including fibrous glass insulation	December 1998	January 28, 1999
Monthly Survey of Manufacturing	November 1998	January 19, 1999
National tourism indicators	Third quarter 1998	January 5, 1999
Natural gas sales	November 1998	January 20, 1999
New housing price index	November 1998	January 12, 1999
New motor vehicle sales	November 1998	January 15, 1999
Oil and gas extraction	1998	January 25, 1999
Oil pipeline transport	October 1998	January 20, 1999
Oils and fats	November 1998	January 15, 1999
Particleboard, oriented strandboard and fibreboard	November 1998	January 20, 1999

INDEX: January 1999

Subject	Reference period	Release date
Postal code conversion file	September 1998	January 28, 1999
Production and disposition of tobacco products	December 1998	January 26, 1999
Pulpwood and wood residue statistics	October 1998	January 8, 1999
	November 1998	January 29, 1999
Railway carloadings	November 1998	January 21, 1999
	Seven-day period ending December 14, 1998	January 7, 1999
	Seven-day period ending December 21, 1998	January 13, 1999
	Ten-day period ending December 31, 1998	January 18, 1999
	Seven-day period ending January 7, 1999	January 25, 1999
Raw Materials Price Index	November 1998	January 6, 1999
	1998 Annual and December 1998	January 28, 1999
Registered Education Saving Plan Survey	1998	January 29, 1999
Release of data on steel imports into the United States		January 27, 1999
Residential Telephone Service Survey	November 1998	January 12, 1999
Retail trade	November 1998	January 22, 1999
Sawmills and planing mills	November 1998	January 27, 1999
Selected financial indexes	December 1998	January 19, 1999
Services indicators	Third quarter 1998	January 15, 1999
Shipments of rolled steel	November 1998	January 22, 1999
Short-term Expectations Survey		January 6, 1999
Steel pipe and tubing	November 1998	January 14, 1999
Steel primary forms	November 1998	January 22, 1999
	Week ending December 26, 1998	January 7, 1999
	Week ending January 2, 1999	January 7, 1999
	Week ending January 9, 1999	January 14, 1999
	Week ending January 16, 1999	January 21, 1999
	Week ending January 23, 1999	January 28, 1999
Steel wire and specified wire products	November 1998	January 18, 1999
Stocks of frozen meat products	January 1999	January 28, 1999
Stocks of frozen poultry meat	January 1, 1999	January 21, 1999
Telephone statistics	October 1998	January 19, 1999
Television viewing	Fall 1997	January 29, 1999
Travel between Canada and other countries	November 1998	January 19, 1999
Travel-log	Winter 1999	January 11, 1999
Wholesale trade	November 1998	January 20, 1999
Women in full-time trade and vocational programs	1995/96	January 22, 1999