



The Daily

Statistics Canada

Monday, February 8, 1999

For release at 8:30 a.m.

MAJOR RELEASES

There are no major releases today.

OTHER RELEASES

Apartment building construction price indexes, fourth quarter 1998	2
Dimensions series, 1996 Census	2

REGIONAL REFERENCE CENTRES	4
-----------------------------------	----------



Statistics
Canada

Statistique
Canada

Canada

OTHER RELEASES

Apartment building construction price indexes

Fourth quarter 1998

The composite price index for apartment building construction increased by 0.4% to 112.2 (1992=100) in the fourth quarter of 1998 compared with the previous quarter. The index rose 1.8% over the fourth quarter of 1997.

Toronto and Halifax registered the highest quarterly change (+0.7%), followed by Calgary and Edmonton (+0.6%), Ottawa (+0.5%), Montreal (+0.4%), and Vancouver (0.3%).

Apartment building construction price indexes

Fourth quarter 1998
(1992=100)

	Fourth quarter 1998	Fourth quarter 1997 to fourth quarter 1998	Third quarter 1998 to fourth quarter 1998
		% change	
Composite	112.2	1.8	0.4
Halifax	106.4	2.2	0.7
Montreal	110.1	1.6	0.4
Ottawa	110.8	1.4	0.5
Toronto	113.0	2.2	0.7
Calgary	112.9	2.5	0.6
Edmonton	112.3	2.3	0.6
Vancouver	114.1	1.6	0.3

Note: The apartment building construction price indexes provide an indication of new construction cost changes in seven major urban areas across Canada (Halifax, Montreal, Ottawa, Toronto, Calgary, Edmonton and Vancouver). Besides the city indexes and seven city composites there are further breakdowns of cost changes by trade groups within the building - structural, architectural, mechanical and electrical. These price indexes are derived from surveys of general and special trade group contractors who report on the

categories of costs (material, labour, equipment, taxes, overhead and profits) relevant to the detailed construction specifications included in the surveys.

Available on CANSIM: matrix 9932.

The fourth quarter 1998 issue of *Construction price statistics* (62-007-XPB, \$24/\$79) will be available in March 1999. See *How to order publications*.

For more information, or to enquire about the concepts, methods, and data quality of this release, contact Louise Chaîné (613-951-3350; fax: 613-951-1539; chailou@statcan.ca), Client Services Unit, Prices Division. ■

Dimensions series

1996 Census


This series from the 1996 Census demonstrates the analytical potential of census information.



Tables in the *Dimensions series* are organized into 26 themes, each dealing with a specific topic or population group. Released today are two themes: *Profiles of ethnic groups* (94F0014XDB) and *Employment income of individuals* (94F0019XDB). Each theme is available on diskette at a cost of \$60.

As themes in the *Dimensions series* are progressively released, they will be collected by subject area and distributed on seven CD-ROMs. Each CD-ROM costs \$60.

The series is packaged with the software Beyond 20/20™. With many powerful features, this browser allows the user to quickly and easily search and sort data, and to copy tables and charts to other Windows applications.

For further information, contact your nearest Statistics Canada Regional Reference Centre. ■

Catalogue 11-001E (PDF) 11-001E (11-001E) 11-001E (11-001E)	
	
Statistics Canada	
Thursday, June 3, 1997	
For release at 8:30 a.m.	
MAJOR RELEASES	
• Urban transit, 1995	2
Despite the emphasis on taking urban transit, Canadians are using it less and less. In 1995, each Canadian took an average of about 4.5 trips on some form of urban transit, the lowest level in the past 25 years.	
• Productivity, hourly compensation and unit labour cost, 1995	4
Growth in productivity among Canadian businesses was notably weak again in 1995, accompanied by sluggish gains in employment and slow nominal growth during the year.	
OTHER RELEASES	
Help-wanted index, May 1997	3
Short-term Expectations Survey	2
Steel primary forms, week ending May 31, 1997	12
Egg production, April 1997	12
PUBLICATIONS RELEASED	11

Statistics Canada's official release bulletin

Catalogue 11-001E.

Published each working day by the Communications Division, Statistics Canada, 10-H, R.H. Coats Bldg., Tunney's Pasture, Ottawa, Ontario K1A 0T6.

To access *The Daily* on the Internet, visit our site at <http://www.statcan.ca>. To receive *The Daily* each morning by E-mail, send an E-mail message to listproc@statcan.ca. Leave the subject line blank. In the body of the message, type "subscribe daily firstname lastname".

Editor: Dan Smythe (613-951-1103, smytdan@statcan.ca)

Head of Official Release: Chantal Prévost (613-951-1088, prevcha@statcan.ca)

Published by authority of the Minister responsible for Statistics Canada. © Minister of Industry, 1999. Citation in newsprint, magazine, radio, and television reporting is permitted subject to the requirement that Statistics Canada is acknowledged as the source. Any other reproduction is permitted subject to the requirement that Statistics Canada is acknowledged as the source on all copies as follows: Statistics Canada, *The Daily*, catalogue 11-001E, along with date and page references.

REGIONAL REFERENCE CENTRES

Statistics Canada's Regional Reference Centres offer a full range of the Agency's products and services. Each reference centre is equipped with a library and sales counter where you can consult or purchase publications, diskettes, CD-ROM discs, microfiche, maps and more.

Each centre has facilities to retrieve information from CANSIM and E-STAT, Statistics Canada's data retrieval systems. A telephone inquiry service is available with toll-free access for those located outside local calling areas. Many other valuable services—from seminars to consultations—are also offered. For information, contact your nearest Regional Reference Centre.

Newfoundland and Labrador, Nova Scotia, Prince Edward Island and New Brunswick

Advisory Services
Statistics Canada
1741 Brunswick Street
2nd Floor, Box 11
Halifax, Nova Scotia
B3J 3X8
Local calls: (902) 426-5331
Toll free: 1-800-263-1136
Fax: 1-902-426-9538

Quebec

Advisory Services
Statistics Canada
4th Floor, East Tower
Guy Favreau Complex
200 René Lévesque Blvd. W.
Montréal, Québec
H2Z 1X4
Local calls: (514) 283-5725
Toll free: 1-800-263-1136
Fax: 1-514-283-9350

National Capital Region

Statistical Reference Centre (NCR)
Statistics Canada
Lobby, R.H. Coats Building
Holland Avenue
Tunney's Pasture
Ottawa, Ontario
K1A 0T6
If outside the local calling area,
please dial the toll free number for
your province.
Local calls: (613) 951-8116
Fax: 1-613-951-0581

Ontario

Advisory Services
Statistics Canada
10th Floor
Arthur Meighen Building
25 St. Clair Avenue East
Toronto, Ontario
M4T 1M4
Local calls: (416) 973-6586
Toll free: 1-800-263-1136
Fax: 1-416-973-7475

Manitoba

Advisory Services
Statistics Canada
Via Rail Building, Suite 200
123 Main Street
Winnipeg, Manitoba
R3C 4V9
Local calls: (204) 983-4020
Toll free: 1-800-263-1136
Fax: 1-204-983-7543

Saskatchewan

Advisory Services
Statistics Canada
Park Plaza, Suite 440
2365 Albert Street
Regina, Saskatchewan
S4P 4K1
Local calls: (306) 780-5405
Toll free: 1-800-263-1136
Fax: 1-306-780-5403

Southern Alberta

Advisory Services
Statistics Canada
Discovery Place, Room 201
3553-31 Street N.W.
Calgary, Alberta
T2L 2K7
Local calls: (403) 292-6717
Toll free: 1-800-263-1136
Fax: 1-403-292-4958

Northern Alberta and the Northwest Territories

Advisory Services
Statistics Canada
8th Floor, Park Square
10001 Bellamy Hill
Edmonton, Alberta
T5J 3B6
Local calls: (403) 495-3027
Toll free: 1-800-263-1136
Fax: 1-403-495-5318

British Columbia and the Yukon

Advisory Services
Statistics Canada
Library Square Tower, Suite 600
300 West Georgia Street
Vancouver, B.C.
V6B 6C7
Local calls: (604) 666-3691
Toll free: 1-800-263-1136
Fax: 1-604-666-4863

Telecommunications Device for the Hearing Impaired

Toll free: 1-800-363-7629