



The Daily

Statistics Canada

Tuesday, February 9, 1999

For release at 8:30 a.m.


MAJOR RELEASES

There are no major releases today.

OTHER RELEASES

Police personnel and expenditures, 1997 and 1998	2
Cement, December 1998	3
Estimates of chicken production, 1998	3
Elementary and secondary education expenditures	3

PUBLICATIONS RELEASED



Trucking in Canada 1997

Trucking in Canada provides a comprehensive view of the Canadian trucking industry. The publication details the segments, structure and economic performance of both Canadian for-hire and private trucking carriers.

Text, data tables and charts present the financial and operating characteristics of the industry along with the types of commodities moved and their origins and destinations. The current publication features an article on the North American Industrial Classification and its impact on the trucking sector.

Trucking in Canada, 1997 (53-222-XPB, \$52; 53-222-XIB, \$39) is now available. See *How to order publications*.

For more information, contact Robert Larocque (613-951-2486; larocque@statcan.ca) or Yves Gauthier (613-951-0188; fax: 613-951-0579; gautyve@statcan.ca), Trucking Section, Transportation Division.

OTHER RELEASES

Police personnel and expenditures 1997 and 1998

There were 54,722 police officers in Canada as of June 15, 1998, virtually unchanged from the previous year, according to a new report released today.

The report, *Police personnel and expenditures in Canada - 1997 and 1998*, provides an analysis of police personnel on a national basis between 1962 and 1998, and on a provincial and census metropolitan area (CMA) basis for 1998. It also contains an analysis of police expenditures at the national level between 1985 and 1997, and at the provincial level for 1997 alone.

Women accounted for nearly one out of every eight police officers (12%) in 1998, their highest proportion ever. This proportion has been increasing steadily since the mid-1970s, after remaining at less than 1% during the 1960s and 1970s.

Canada's police forces had 48,036 male officers in 1998, down 1.2% from 1997. Meanwhile, the number of female officers increased 9.8% to 6,686.

The number of police officers per capita declined for the seventh consecutive year to 181 for each 100,000 population, the lowest rate since 1970. This rate had increased steadily during the 1960s and early 1970s, peaking at 206 in 1975.

Manitoba had 195 police officers for every 100,000 population, the highest rate among the provinces for the third year in a row. Manitoba was followed by Quebec and Saskatchewan, each with 185. Newfoundland (143) and Prince Edward Island (149) continued to have the lowest per capita rates.

Thunder Bay had 186 police officers for every 100,000 population, the highest rate among the census metropolitan areas (CMAs), followed by Winnipeg and Saint John. The CMAs of Sherbrooke, Kitchener and St. Catharines-Niagara had the lowest rates.

Policing expenditures totalled nearly \$6 billion in 1997, about \$200 for each Canadian. After adjusting for inflation, it was the first constant dollar increase (+0.6%) in policing expenditures in five years.

Among the provinces in 1997, Quebec and Ontario each had the highest per capita costs for policing at \$177 (excluding federal policing costs), while Newfoundland (\$98) and Prince Edward Island (\$100) had the lowest.

Police officers in census metropolitan areas¹ 1998

	Police officers ²	Police officers per 100,000 population ³
Thunder Bay	240	186
Winnipeg	1,230	182
Saint John	225	175
Regina	345	174
Montréal	5,841	173
Windsor	508	170
Toronto	7,375	163
Saskatoon	345	155
Halifax	526	151
Victoria	475	148
St. John's	257	148
Ottawa-Hull (Quebec portion)	377	147
Edmonton	1,322	147
Vancouver	2,808	146
Trois-Rivières	204	144
Sudbury	232	140
Calgary	1,201	136
Hamilton	898	135
Québec	929	133
Ottawa-Hull (Ontario portion)	1,022	130
London	547	129
Chicoutimi-Jonquière	213	127
St. Catharines - Niagara ⁴	533	125
Kitchener ⁴	511	118
Sherbrooke	175	116

¹ The CMA of Oshawa is not included due to differences in policing jurisdiction and CMA boundaries.

² Numbers represent only those involved in municipal and provincial policing.

³ Populations used to calculate this rate represent 1997 preliminary postcensal estimates (most recent available for CMAs). CMAs are ranked from highest to lowest based on the police officers per 100,000 population.

⁴ CMA Populations were adjusted to follow policing boundaries.

Available on CANSIM: matrix 301 and table 00130101.

The report *Police personnel and expenditures in Canada - 1997 and 1998* (85F0019XIE, \$23; 85F0019XPE, \$31), is now available. See *How to order publications*.

For more information, or to enquire about the concepts, methods, and data quality of this release, contact Information and Client Services (613-951-9023; 1-800-387-2231), Canadian Centre for Justice Statistics. ■

Cement

December 1998

Manufacturers shipped 825 829 tonnes of cement in December, up 6.4% from 776 370 tonnes in December 1997, and down 21.4% from 1 050 437 tonnes in November 1998.

For January to December 1998, shipments totalled 12 113 413 tonnes, up 3.2% from 11 736 272 tonnes during 1997.

Available on CANSIM: matrices 92 and 122 (series 35).

The December 1998 issue of *Cement* (44-001-XIB, \$5/\$47) is now available. See *How to order publications*.

For more information, or to enquire about the concepts, methods, and data quality of this release, contact Étienne Saint-Pierre (613-951-9837; sainteti@statcan.ca), Manufacturing, Construction and Energy Division. ■

Estimates of chicken production

1998 (preliminary)

Preliminary estimates of chicken production for 1998 are now available.

Final estimates of chicken production will be released in May 1999 in *Production of poultry and eggs 1998*.

For more information, or to enquire about the concepts, methods, and data quality of this release, contact Robert Plourde, (613-951-8716), Agriculture Division. ■

Elementary and secondary education expenditures

Data from 1954/55 to 1995/96 by type and to 1998/99 by source are now available for elementary and secondary education expenditures.

Available on CANSIM: tables 00590305 and 00590306.

For requests and extractions from CANSIM, contact Sharon Gibbs (613-951-1503; Sharon-Anne.Gibbs@a.statcan.ca).

For more information, or to enquire about the concepts, methods, and data quality of this release, contact Claudio Pagliarello (613-951-1508; Claudio.Pagliarello@a.statcan.ca), Centre for Education Statistics. ■

PUBLICATIONS RELEASED

Cement, December 1998
Catalogue number 44-001-XIB
(Canada: \$5/\$47; outside Canada: US\$5/US\$47).

Trucking in Canada 1997
Catalogue number 53-222-XIB
(Canada: \$39; outside Canada: US\$39).

Trucking in Canada 1997
Catalogue number 53-222-XPB
(Canada: \$52; outside Canada: US\$52).

Building permits, December 1998
Catalogue number 64-001-XIB
(Canada: \$19/\$186; outside Canada: US\$19/US\$186).

Exports by commodity, November 1998
Catalogue number 65-004-XMB
(Canada: \$37/\$361; outside Canada: US\$37/US\$361).

Exports by commodity, November 1998
Catalogue number 65-004-XPB
(Canada: \$78/\$773; outside Canada: US\$78/US\$773).

Police personnel and expenditures in Canada,
1997 and 1998
Catalogue number 85F0019XIE
(Canada: \$23; outside Canada: US\$23).

Police personnel and expenditures in Canada,
1997 and 1998
Catalogue number 85F0019XPE
(Canada: \$31; outside Canada: US\$31).

**Science and technology activities and impacts: A
framework for a statistical information system**,
1998
Catalogue number 88-522-XPB
(Canada: \$36; outside Canada: US\$36).

All prices exclude sales tax.

Catalogue numbers with an -XIB or an -XIE extension
are Internet versions; those with -XMB or -XME are
microfiche; and -XPB or -XPE denote a paper version.

How to order publications

Simplify your data search with the *Statistics Canada Catalogue* (11-204-XPE, \$16; outside Canada: US\$16).

Its keyword index will guide you to statistics on Canada's social and economic activity.

Order publications by phone:

Please refer to the • Title • Catalogue number • Volume number • Issue number • Your VISA or MasterCard number.

In Canada and the United States call:

1-800-267-6677

From other countries call:

1-613-951-7277

To fax your order:

1-800-889-9734

Address changes or account inquiries:

1-800-700-1033


Internet:

order@statcan.ca

To order a publication by mail write: Statistics Canada, Circulation Management, Operations and Integration Division, Ottawa, K1A 0T6.

Include a cheque or money order payable to **Receiver General of Canada/Publications**. Canadian customers add 7% GST and applicable PST.

Authorized agents and bookstores also carry Statistics Canada's catalogued publications.



The Daily

 Statistics Canada

Thursday, June 9, 1997
 For release at 8:30 a.m.



MAJOR RELEASES

- **Urban transit, 1995** 2
Despite the emphasis on taking urban transit, Canadians are using it less and less. In 1995, each Canadian took an average of about 60 trips on some form of urban transit, the lowest level in the past 25 years.
- **Productivity, hourly compensation and unit labour cost, 1996** 4
Growth in productivity among Canadian businesses was notably weak again in 1996, accompanied by sluggish gains in employment and slow nominal growth during the year.

OTHER RELEASES

- **Help-wanted index, May 1997** 3
- **Short-term Expectations Survey** 2
- **Steel primary forms, week ending May 31, 1997** 13
- **Egg production, April 1997** 12

PUBLICATIONS RELEASED 11

Statistics Canada's official release bulletin

Catalogue 11-001E.

Published each working day by the Communications Division, Statistics Canada, 10-H, R.H. Coats Bldg., Tunney's Pasture, Ottawa, Ontario K1A 0T6.

To access *The Daily* on the Internet, visit our site at <http://www.statcan.ca>. To receive *The Daily* each morning by E-mail, send an E-mail message to listproc@statcan.ca. Leave the subject line blank. In the body of the message, type "subscribe daily firstname lastname".

Editor: Dan Smythe (613-951-1103, smytdan@statcan.ca)

Head of Official Release: Chantal Prévost (613-951-1088, prevcha@statcan.ca)

Published by authority of the Minister responsible for Statistics Canada. © Minister of Industry, 1999. Citation in newsprint, magazine, radio, and television reporting is permitted subject to the requirement that Statistics Canada is acknowledged as the source. Any other reproduction is permitted subject to the requirement that Statistics Canada is acknowledged as the source on all copies as follows: Statistics Canada, *The Daily*, catalogue 11-001E, along with date and page references.