



The Daily

Statistics Canada

Tuesday, April 13, 1999

For release at 8:30 a.m.

MAJOR RELEASES

There are no major releases today.

OTHER RELEASES

For-hire motor carriers of freight - all carriers, third quarter 1998	2
---	---

PUBLICATIONS RELEASED	3
------------------------------	----------



OTHER RELEASES

For-hire motor carriers of freight - all carriers

Third quarter 1998

The third quarter 1998 operating ratio (operating expenses divided by operating revenues) for for-hire motor carriers of freight was unchanged from the third quarter of 1997 at 0.93. Any ratio under 1.00 represents an operating profit.

In the third quarter of 1998, there were an estimated 2,370 motor carriers of freight domiciled in Canada (with annual revenues of \$1 million or more). Despite a 15% increase in the number of carriers over the same period in 1997, third quarter 1998 total operating revenues for these carriers grew 4% to \$3.8 billion. Average

operating revenue and average operating expenses per carrier fell 9% over the third quarter of 1997 to \$1.6 million and \$1.5 million respectively.

A more complete analysis of the third quarter 1998 data will appear in the *Surface and marine transport: service bulletin* (50-002-XIB, \$10/\$62), which will be available shortly. See *How to order publications*.

Available on CANSIM: matrix 144.

For more information or to enquire about the concepts, methods and data quality of this release, contact Gilles Paré (613-951-2517; fax: 613-951-0579; paregil@statcan.ca), Transportation Division. ■

PUBLICATIONS RELEASED

Air passenger origin and destination, domestic report, 1997

Catalogue number 51-204-XIB

(Canada: \$32; outside Canada: US\$32).

Air passenger origin and destination, domestic report, 1997

Catalogue number 51-204-XPB

(Canada: \$43; outside Canada: US\$43).

Building permits, February 1999

Catalogue number 64-001-XIB

(Canada: \$19/\$186; outside Canada: US\$19/US\$186).

Canada's international transactions in securities, January 1999

Catalogue number 67-002-XPB

(Canada: \$18/\$176; outside Canada: US\$18/US\$176).

All prices exclude sales tax.

Catalogue numbers with an -XIB or an -XIE extension are Internet versions; those with -XMB or -XME are microfiche; and -XPB or -XPE denote a paper version.

How to order publications

Simplify your data search with the *Statistics Canada Catalogue* (11-204-XPE, \$16; outside Canada: US\$16).

Its keyword index will guide you to statistics on Canada's social and economic activity.

Order publications by phone:

Please refer to the • Title • Catalogue number • Volume number • Issue number • Your VISA or MasterCard number.

In Canada and the United States call:

1-800-267-6677

From other countries call:

1-613-951-7277

To fax your order:

1-800-889-9734

Address changes or account inquiries:


1-800-700-1033

To order a publication by mail write: Statistics Canada, Circulation Management, Operations and Integration Division, Ottawa, K1A 0T6. Include a cheque or money order payable to **Receiver General of Canada/Publications**. Canadian customers add 7% GST and applicable PST.

To order by Internet: write to order@statcan.ca or download an electronic version by accessing Statistics Canada's Web site (www.statcan.ca), under the headings *Products and services, Downloadable publications*.

Authorized agents and bookstores also carry Statistics Canada's catalogued publications.

Ontario 1-206 (if applicable) 1-800-387-6445



Thursday, June 3, 1997
For release at 8:30 a.m.



MAJOR RELEASES

- **Urban transit, 1995** 2
Despite the emphasis on taking urban transit, Canadians are using it less and less. In 1995, each Canadian took an average of about 65 trips on some form of urban transit, the lowest level in the past 25 years.
- **Productivity, hourly compensation and unit labour cost, 1996** 4
Growth in productivity among Canadian businesses was notably weak again in 1996, accompanied by sluggish gains in employment and slow nominal growth during the year.

OTHER RELEASES

- **High-wire index, May 1997** 3
- **Short-term Expectations Survey** 3
- **Steel primary forms, week ending May 31, 1997** 10
- **Egg production, April 1997** 12

PUBLICATIONS RELEASED 11

Statistics Canada's official release bulletin

Catalogue 11-001E.

Published each working day by the Communications Division, Statistics Canada, 10-H, R.H. Coats Bldg., Tunney's Pasture, Ottawa, Ontario K1A 0T6.

To access *The Daily* on the Internet, visit our site at <http://www.statcan.ca>. To receive *The Daily* each morning by E-mail, send an E-mail message to listproc@statcan.ca. Leave the subject line blank. In the body of the message, type "subscribe daily firstname lastname".

Editor: Dan Smythe (613-951-1103, smytdan@statcan.ca)

Head of Official Release: Chantal Prévost (613-951-1088, prevcha@statcan.ca)

Published by authority of the Minister responsible for Statistics Canada. © Minister of Industry, 1999. Citation in newsprint, magazine, radio, and television reporting is permitted subject to the requirement that Statistics Canada is acknowledged as the source. Any other reproduction is permitted subject to the requirement that Statistics Canada is acknowledged as the source on all copies as follows: Statistics Canada, *The Daily*, catalogue 11-001E, along with date and page references.