



The Daily

Statistics Canada

Thursday, April 15, 1999

For release at 8:30 a.m.

OTHER RELEASES


Services indicators, fourth quarter 1998	2
Industrial monitor on CD-ROM, April 1999	2
Public Use Microdata File: Individuals file - flat file (ASCII), 1996 Census	2
Steel primary forms, week ending April 10, 1999	3
Dairy statistics, February and March 1999	3
Small Area Retail Trade Estimates database (SARTRE), 1996	3

PUBLICATIONS RELEASED

4

REGIONAL REFERENCE CENTRES

6



Services indicators

Fourth quarter 1998

The fourth quarter 1998 issue of *Services indicators* features the article "Room Utilization in the Traveller Accommodation Industry". This article examines seasonal fluctuations experienced by Canada's traveller accommodation industry in 1996. It then focuses on monthly variations in hotel and motel occupancy rates, according to such factors as location, establishment size and market orientation. The summary measures yielded by this study also offer useful benchmarks against which individual hotels and motels can compare their own room-utilization figures.

Services indicators is a quarterly publication that profiles Canada's services industries. It contains 34 updated tables and about 100 charts showing various service industries' output, financial, employment and remuneration figures over the past eight quarters.

The fourth quarter 1998 issue of *Services indicators* (63-016-XPB, \$35/\$116; 63-016-XIB, \$26/\$87) is now available. See *How to order publications*. For more information, contact Don Little (613-951-6739; littdon@statcan.ca), Services Division.



Statistics
Canada

Statistique
Canada

Canada

OTHER RELEASES

Services indicators

Fourth quarter 1998

Gross domestic product (GDP) in the service sector rose 0.9% in real terms in the fourth quarter of 1998, compared with the third quarter. This increase was slightly less than the robust 1.1% rate of output growth posted in the goods sector. GDP growth in the service sector was particularly rapid in computer services (+6.3%), accommodation services (+4.1%) and broadcasting (+4.0%). These increases easily offset declines in the insurance and real estate agents (-4.3%) and accounting and legal services (-1.1%) industries.

Compared with the third quarter, personal expenditures on services grew at the same 0.9% rate as service sector output, with rapid increases in spending on transportation services (+4.5%) and communication services (+2.5%). Meanwhile, consumer prices for services slipped by a slight 0.1%, after having risen by 0.7% for three straight quarters. As is usually the case in the fourth quarter, prices for traveller accommodations declined due to the end of peak season and the introduction of winter rates.

Canada's trade deficit in services increased slightly from \$1.9 billion to \$2.0 billion. Exports of commercial services rose relatively rapidly and there was a sharp increase in imports of travel services. However, the trade deficit in services was virtually the same this quarter as it was in the fourth quarter of 1997.

The service sector's workforce was 3.8% larger in the fourth quarter of 1998 compared with the fourth quarter of 1997. This increase was more than twice as high as the growth rate in employment in the goods sector. Service industries with rapid rates of job growth included carriers and other telecommunications services (+21.9%), computer services (+19.1%) and accounting services (+16.7%). Meanwhile, employment declined 13.1% in the insurance industry, and 10.4% in the postal and courier services industry.

The service sector employed 385,000 more people in the fourth quarter of 1998 than it did in the same quarter of 1997. Of these, more than three-quarters (299,000) were full-time positions. As well, some 95,000 of the 385,000 jobs involved self-employment.

The fourth quarter 1998 issue of *Services indicators* (63-016-XPB, \$35/\$116; 63-016-XIB, \$26/\$87) is now available. See *How to order publications*.

For more information, or to enquire about the concepts, methods, and data quality of this release,

contact Don Little (613-951-6739; littdon@statcan.ca), Services Division. ■

Industrial monitor on CD-ROM

April 1999

The *Industrial monitor on CD-ROM* offers up-to-date data on more than 150 manufacturing industries and 33 other industries covering construction, wholesale trade and retail trade. This information is offered for 25 sectors and can be purchased by individual sector or as a complete package.

For each industry, up to 50 variables are organized in the Table Viewer according to five table types: supply, demand, price, labour/employment, and investment/capital stock. The underlying database is also available via the Series Browser for more extensive time-series analysis and inter-industry comparisons.

The *Industrial monitor on CD-ROM* is linked to the Standard Industrial Classification manual, provides pop-up textual descriptions for every series and embodies consistent data conventions — all features designed to make analysis easy and accurate. State-of-the-art functions offer searching, graphing, viewing, exporting and transforming capabilities, providing you the information quickly and easily.

The April 1999 issue of the *Industrial monitor on CD-ROM* is now available. An annual subscription (one CD-ROM per month) to the full package (15F0015XCB) costs \$995, a savings of more than 80% off the annual subscription price of \$258 per individual sector.

For more information, or to request a free demonstration CD-ROM, contact Kim Lauzon (1-800-887-4623; 613-951-9417; fax: 613-951-3688; imad@statcan.ca), Industry Measures and Analysis Division, or contact your nearest Statistics Canada Regional Reference Centre. ■

Public Use Microdata File: Individuals file - flat file (ASCII)

1996 Census

Public Use Microdata Files (PUMFs) are based on a 2.8% sample of unaggregated, anonymous records from the 1996 Census database. This unique series of CD-ROMs allows the user to combine variables and generate tables not included in any other census

products. Three files will be available: the *Individuals file*, the *Families file*, and the *Households and housing file*. The price for one file is \$1,000, with second and third files priced at \$300 and \$200 respectively.

Released today is the *Individuals file - flat file (ASCII)*, (95M0013XCB). Containing 122 variables, the file provides data on the characteristics of the population such as ethnic origin, labour force activity and income levels. Data are provided for Canada, the provinces and territories (Yukon and Northwest Territories combined), and 19 selected census metropolitan areas.

This CD-ROM contains the data file in flat ASCII format only and includes input record descriptions in both SAS and SPSS syntaxes. A second CD-ROM, to be released at a later date, will contain the data file in both the flat ASCII format and the Beyond 20/20™ format accompanied by the Beyond 20/20™ analytical software.

For more information or to purchase the PUMF Individuals File, contact your nearest Statistics Canada Regional Reference Centre. ■

Steel primary forms

Week ending April 10, 1999 (preliminary)

Steel primary forms production for the week ending April 10, 1999, totalled 300 710 tonnes, down 0.7% from the week-earlier 302 746 tonnes and down 2.1% from the year-earlier 307 065 tonnes. The cumulative total at the end of the week was 4 310 022 tonnes, a 4.5% decrease compared with 4 512 684 tonnes for the same period in 1998.

For more information, or to enquire about the concepts, methods, and data quality of this

release, contact Greg Milsom (613-951-7093; milsomg@statcan.ca), Manufacturing, Construction and Energy Division. ■

Dairy statistics

February and March 1999 (preliminary)

Monthly dairy statistics for February and March are now available. These data will be included in the January-March 1999 issue of *The dairy review* (23-001QXPB, \$36/\$119; 23-001-XIB, \$27/\$89) which will be released in May. See *How to order publications*.

For more information, or to enquire about the concepts, methods, and data quality for this release, contact Anna Michalowska (1-800-465-1991; fax: 613-951-3868), Agriculture Division. ■

Small Area Retail Trade Estimates database (SARTRE)

1996

The 1996 SARTRE database estimates for Canada and the provinces are now available. The data for each geographic region are available at the Forward Sortation Address level (FSA) and for various three-digit Standard Industrial Classification (SIC) codes.

For more information, or to enquire about the concepts, methods, and data quality for this release, contact the Client Services Unit (613-951-3549; 1-877-421-3067; retailinfo@statcan.ca). ■

PUBLICATIONS RELEASED

Gross domestic product by industry, January 1999

Catalogue number 15-001-XPB

(Canada: \$15/\$145; outside Canada: US\$15/US\$145).

Primary iron and steel, February 1999

Catalogue number 41-001-XIB

(Canada: \$5/\$47; outside Canada: US\$5/US\$47).

Oil pipeline transport, January 1999

Catalogue number 55-001-XPB

(Canada: \$12/\$114; outside Canada: US\$12/US\$114).

Construction price statistics, fourth quarter 1998

Catalogue number 62-007-XPB

(Canada: \$24/\$79; outside Canada: US\$24/US\$79).

Services indicators, fourth quarter 1998

Catalogue number 63-016-XIB

(Canada: \$26/\$87; outside Canada: US\$26/US\$87).

Services indicators, fourth quarter 1998

Catalogue number 63-016-XPB

(Canada: \$35/\$116; outside Canada: US\$35/US\$116).

Retail chain and department stores, 1997

Catalogue number 63-210-XIB

(Canada: \$30; outside Canada: US\$30).

All prices exclude sales tax.

Catalogue numbers with an -XIB or an -XIE extension are Internet versions; those with -XMB or -XME are microfiche; and -XPB or -XPE denote a paper version.

How to order publications

Simplify your data search with the *Statistics Canada Catalogue* (11-204-XPE, \$16; outside Canada: US\$16).

Its keyword index will guide you to statistics on Canada's social and economic activity.

Order publications by phone:

Please refer to the • Title • Catalogue number • Volume number • Issue number • Your VISA or MasterCard number.

In Canada and the United States call:

1-800-267-6677

From other countries call:

1-613-951-7277

To fax your order:

1-800-889-9734




Address changes or account inquiries:

1-800-700-1033

To order a publication by mail write: Statistics Canada, Circulation Management, Operations and Integration Division, Ottawa, K1A 0T6. Include a cheque or money order payable to **Receiver General of Canada/Publications**. Canadian customers add 7% GST and applicable PST.

To order by Internet: write to order@statcan.ca or download an electronic version by accessing Statistics Canada's Web site (www.statcan.ca), under the headings *Products and services*, *Downloadable publications*.

Authorized agents and bookstores also carry Statistics Canada's catalogued publications.

Catalogue 11-001E (PDF) 11-001E (11-001E) 11-001E (11-001E)	
	
Statistics Canada	
Thursday, June 3, 1997	
For release at 8:30 a.m.	
MAJOR RELEASES	
• Urban transit, 1995 Despite the emphasis on taking urban transit, Canadians are using it less and less. In 1995, each Canadian took an average of about 40 trips on some form of urban transit, the lowest level in the past 25 years.	2
• Productivity, hourly compensation and unit labour cost, 1995 Growth in productivity among Canadian businesses was notably weak again in 1995, accompanied by sluggish gains in employment and slow nominal growth during the year.	4
OTHER RELEASES	
Help-wanted index, May 1997	3
Short-term Expectations Survey	2
Steel primary forms, week ending May 31, 1997	12
Egg production, April 1997	12
PUBLICATIONS RELEASED	11
 	

Statistics Canada's official release bulletin

Catalogue 11-001E.

Published each working day by the Communications Division, Statistics Canada, 10-H, R.H. Coats Bldg., Tunney's Pasture, Ottawa, Ontario K1A 0T6.

To access *The Daily* on the Internet, visit our site at <http://www.statcan.ca>. To receive *The Daily* each morning by E-mail, send an E-mail message to listproc@statcan.ca. Leave the subject line blank. In the body of the message, type "subscribe daily firstname lastname".

Editor: Dan Smythe (613-951-1103, smytdan@statcan.ca)

Head of Official Release: Chantal Prévost (613-951-1088, prevcha@statcan.ca)

Published by authority of the Minister responsible for Statistics Canada. © Minister of Industry, 1999. Citation in newsprint, magazine, radio, and television reporting is permitted subject to the requirement that Statistics Canada is acknowledged as the source. Any other reproduction is permitted subject to the requirement that Statistics Canada is acknowledged as the source on all copies as follows: Statistics Canada, *The Daily*, catalogue 11-001E, along with date and page references.

REGIONAL REFERENCE CENTRES

Statistics Canada's Regional Reference Centres offer a full range of the Agency's products and services. Each reference centre is equipped with a library and sales counter where you can consult or purchase publications, diskettes, CD-ROM discs, microfiche, maps and more.

Each centre has facilities to retrieve information from CANSIM and E-STAT, Statistics Canada's data retrieval systems. A telephone inquiry service is available with toll-free access for those located outside local calling areas. Many other valuable services—from seminars to consultations—are also offered. For information, contact your nearest Regional Reference Centre.

Newfoundland and Labrador, Nova Scotia, Prince Edward Island and New Brunswick

Advisory Services
Statistics Canada
1741 Brunswick Street
2nd Floor, Box 11
Halifax, Nova Scotia
B3J 3X8
Local calls: (902) 426-5331
Toll free: 1-800-263-1136
Fax: 1-902-426-9538

Quebec

Advisory Services
Statistics Canada
4th Floor, East Tower
Guy Favreau Complex
200 René Lévesque Blvd. W.
Montréal, Québec
H2Z 1X4
Local calls: (514) 283-5725
Toll free: 1-800-263-1136
Fax: 1-514-283-9350

National Capital Region

Statistical Reference Centre (NCR)
Statistics Canada
Lobby, R.H. Coats Building
Holland Avenue
Tunney's Pasture
Ottawa, Ontario
K1A 0T6
If outside the local calling area,
please dial the toll free number for
your province.
Local calls: (613) 951-8116
Fax: 1-613-951-0581

Ontario

Advisory Services
Statistics Canada
10th Floor
Arthur Meighen Building
25 St. Clair Avenue East
Toronto, Ontario
M4T 1M4
Local calls: (416) 973-6586
Toll free: 1-800-263-1136
Fax: 1-416-973-7475

Manitoba

Advisory Services
Statistics Canada
Via Rail Building, Suite 200
123 Main Street
Winnipeg, Manitoba
R3C 4V9
Local calls: (204) 983-4020
Toll free: 1-800-263-1136
Fax: 1-204-983-7543

Saskatchewan

Advisory Services
Statistics Canada
Park Plaza, Suite 440
2365 Albert Street
Regina, Saskatchewan
S4P 4K1
Local calls: (306) 780-5405
Toll free: 1-800-263-1136
Fax: 1-306-780-5403

Southern Alberta

Advisory Services
Statistics Canada
Discovery Place, Room 201
3553-31 Street N.W.
Calgary, Alberta
T2L 2K7
Local calls: (403) 292-6717
Toll free: 1-800-263-1136
Fax: 1-403-292-4958

Northern Alberta and the Northwest Territories

Advisory Services
Statistics Canada
8th Floor, Park Square
10001 Bellamy Hill
Edmonton, Alberta
T5J 3B6
Local calls: (403) 495-3027
Toll free: 1-800-263-1136
Fax: 1-403-495-5318

British Columbia and the Yukon

Advisory Services
Statistics Canada
Library Square Tower, Suite 600
300 West Georgia Street
Vancouver, B.C.
V6B 6C7
Local calls: (604) 666-3691
Toll free: 1-800-263-1136
Fax: 1-604-666-4863

Telecommunications Device for the Hearing Impaired

Toll free: 1-800-363-7629