



# The Daily

Statistics Canada

Wednesday, May 26, 1999

For release at 8:30 a.m.


## MAJOR RELEASES

There are no major releases today.

## OTHER RELEASES

New release date for quarterly financial statistics for enterprises, first quarter 1999	2
Employment Insurance, March 1999	2
Railway carloadings, seven-day period ending May 7, 1999	3

## PUBLICATIONS RELEASED 4



### International travel 1997

The 1997 issue of *International travel — Travel between Canada and other countries* provides you with a profile of travellers to and from Canada by numerous travel characteristics. For example, you will find information on the growth of American air travel to Canada, the top American states visited by Canadians or the most popular activities enjoyed by overseas visitors.

The 1997 issue of *International travel — Travel between Canada and other countries* (66-201-XPB, \$42; 66-201-XIB, \$32) is now available. See *How to order publications*.

For more information, contact Carol Moskaluk (613-951-9169; fax: 613-951-2909; [moskcar@statcan.ca](mailto:moskcar@statcan.ca)), International Travel Section, Tourism Statistics Program.



Statistics  
Canada

Statistique  
Canada

Canada

## OTHER RELEASES

### New release date for quarterly financial statistics for enterprises

First quarter 1999

Over the last year, the process of producing the quarterly financial statistics for enterprises has been undergoing a major redesign. Major factors in the redesign have included: implementation of the new North American Industrial Classification System (NAICS), new questionnaires, a new sample along with related methodological changes, and new computer systems designed to ensure Y2K compliance. As announced last week, due to these substantial changes the data will not be released today. Instead, a brief summary of data will be published June 9 followed by more complete data later in June.

For more information, contact Krishna Sahay (613-951-6904; [sahakri@statcan.ca](mailto:sahakri@statcan.ca)) or Jean-Pierre Simard (613-951-0741), Industrial Organization and Finance Division. ■

### Employment Insurance

March 1999 (preliminary)

An estimated 524,820 Canadians received regular Employment Insurance (EI) benefits in March, down 0.7% from February.

#### Number of beneficiaries receiving regular benefits

	March 1999	Feb. to March 1999
seasonally adjusted		
		% change
<b>Canada</b>	<b>524,820</b>	<b>-0.7</b>
Newfoundland	35,370	3.6
Prince Edward Island	8,440	-0.8
Nova Scotia	28,290	0.7
New Brunswick	35,130	3.9
Quebec	179,060	0.4
Ontario	104,500	-4.5
Manitoba	13,590	-0.2
Saskatchewan	12,910	1.0
Alberta	39,130	2.6
British Columbia	67,100	1.2
Yukon	1,170	0.4
Northwest Territories	1,220	0.0

The decrease in Ontario (-4.5%) was in line with other economic indicators as reported by the Labour Force Survey and the Survey of Employment, Payrolls and Hours. Increases were observed in New Brunswick (+3.9%), Newfoundland (+3.6%), Alberta (+2.6%) and British Columbia (+1.2%) while numbers in other provinces remained relatively unchanged. Regular benefit payments decreased 2.1% in March to \$666.2 million and claims received decreased 2.0% to 227,400.

#### Employment Insurance statistics

	Feb. 1999	March 1999	Feb. to March 1999
seasonally adjusted			
			% change
Regular beneficiaries	528,420 <sup>P</sup>	524,820 <sup>P</sup>	-0.7
Regular payments (\$ millions)	680.4	666.2	-2.1
Claims received ('000)	231.9	227.4	-2.0
	March 1998	March 1999	March 1998 to March 1999
unadjusted			
			% change
All beneficiaries ('000)	913.8	884.5 <sup>P</sup>	-3.2
Regular beneficiaries ('000)	704.3	679.6	-3.5
Claims received ('000)	205.3	211.0	2.8
Payments (\$ millions)	1,342.4	1,303.5	-2.9
	Year-to-date (January to March)		
	1998	1999	1998 to 1999
			% change
Claims received ('000)	715.5	699.6	-2.2
Payments (\$ millions)	3,657.6	3,560.1	-2.7

<sup>P</sup> Preliminary figures.

**Note:** All beneficiaries includes all claimants paid regular benefits (e.g., due to layoff) or special benefits (e.g., due to illness).

**Note:** The number of beneficiaries is a measure of all persons who received EI benefits for the week containing the 15th of the month. The regular benefit payments series measures the total of all monies received by individuals for the entire month. These different reference periods must be considered when comparisons are done between the series. The *Employment Insurance Act* allows each province or administrative region of Human Resource Development Canada to have certain autonomy in the application of administrative procedures regarding renewal claims. Data users must take into consideration that movements in levels from month to month may be affected by different administrative procedures regarding renewal claims from one province or region to another. The seasonally adjusted regular beneficiaries data series (1975-1998) has been revised to reflect the final 1998 data.

**Available on CANSIM: matrices 26 (series 1.6), 5700-5717 and 5735-5736.**

For more information, or to enquire about the concepts, methods, and data quality of this release, contact Gilles Groleau (613-951-4090; fax: 613-951-4087; [labour@statcan.ca](mailto:labour@statcan.ca)), Labour Division. ■

## **Railway carloadings**

Seven-day period ending May 7, 1999

Non-intermodal traffic loaded during the seven-day period ending May 7, 1999, decreased 2.0% to 4.8 million tonnes compared with the same period of last year. The number of cars loaded increased 0.6%.

Intermodal traffic tonnage totalled 377 000 tonnes, a 5.6% increase from the same period of 1998. The year-to-date figures increased 12.5%.

Total traffic decreased 1.4% during the period. This brought the year-to-date total to 88.3 million tonnes, a decrease of 3.7% from the previous year.

All year-to-date figures have been revised.

For more information, or to enquire about the concepts, methods, and data quality of this release, contact Robert Larocque (613-951-2486; fax: 613-951-0009; [laroque@statcan.ca](mailto:laroque@statcan.ca)), Transportation Division. ■

---

## PUBLICATIONS RELEASED

---

**Canadian international merchandise trade,**  
March 1999

**Catalogue number 65-001-XIB**  
(Canada: \$14/\$141).

**Canadian international merchandise trade,**  
March 1999

**Catalogue number 65-001-XPB**  
(Canada: \$19/\$188; outside Canada: US\$19/US\$188).

**International travel — Travel between Canada and  
other countries, 1997**

**Catalogue number 66-201-XIB**  
(Canada: \$32).

**International travel — Travel between Canada and  
other countries, 1997**

**Catalogue number 66-201-XPB**  
(Canada: \$42; outside Canada: US\$42).

**All prices exclude sales tax.**

Catalogue numbers with an -XIB or an -XIE extension  
are Internet versions; those with -XMB or -XME are  
microfiche; and -XPB or -XPE denote a paper version.

---

### How to order publications

---

Simplify your data search with the *Statistics Canada Catalogue* (11-204-XPE, \$16; outside Canada: US\$16).

Its keyword index will guide you to statistics on Canada's social and economic activity.

**Order publications by phone:**

Please refer to the • Title • Catalogue number • Volume number • Issue number • Your VISA or MasterCard number.

In Canada and the United States call:

**1-800-267-6677**

From other countries call:

**1-613-951-7277**

To fax your order:

**1-877-287-4369**

Address changes or account inquiries:


**1-800-700-1033**



**To order a publication by mail write:** Statistics Canada, Circulation Management, Operations and Integration Division,  
Ottawa, K1A 0T6. Include a cheque or money order payable to **Receiver General of Canada/Publications**. Canadian customers  
add 7% GST and applicable PST.

**To order by Internet:** write to [order@statcan.ca](mailto:order@statcan.ca) or download an electronic version by accessing Statistics Canada's  
Web site ([www.statcan.ca](http://www.statcan.ca)), under the headings *Products and services*, *Downloadable publications*.

**Authorized agents and bookstores also carry Statistics Canada's catalogued publications.**

---

Catalogue 11-001E (PDF) (English) 11-001E (PDF) (French) 11-001E (PDF) (French)	
	
Statistics Canada	
Thursday, June 3, 1999	
For release at 8:30 a.m.	
<b>MAJOR RELEASES</b>	
• <b>Urban transit, 1995</b> Despite the emphasis on taking urban transit, Canadians are using it less and less. In 1995, each Canadian took an average of about 4.5 trips on some form of urban transit, the lowest level in the past 25 years.	2
• <b>Productivity, hourly compensation and unit labour cost, 1995</b> Growth in productivity among Canadian businesses was notably weak again in 1995, accompanied by sluggish gains in employment and slow nominal growth during the year.	4
<b>OTHER RELEASES</b>	
Help-wanted index, May 1997	3
Short-term Expectations Survey	2
Steel primary forms, week ending May 31, 1997	12
Egg production, April 1997	12
<b>PUBLICATIONS RELEASED</b>	11

### Statistics Canada's official release bulletin

Catalogue 11-001E.

Published each working day by the Communications Division, Statistics Canada, 10-H, R.H. Coats Bldg., Tunney's Pasture, Ottawa, Ontario K1A 0T6.

To access *The Daily* on the Internet, visit our site at <http://www.statcan.ca>. To receive *The Daily* each morning by E-mail, send an E-mail message to [listproc@statcan.ca](mailto:listproc@statcan.ca). Leave the subject line blank. In the body of the message, type "subscribe daily firstname lastname".

Editor: Dan Smythe (613-951-1103, [smytdan@statcan.ca](mailto:smytdan@statcan.ca))

Head of Official Release: Chantal Prévost (613-951-1088, [prevcha@statcan.ca](mailto:prevcha@statcan.ca))

Published by authority of the Minister responsible for Statistics Canada. © Minister of Industry, 1999. Citation in newsprint, magazine, radio, and television reporting is permitted subject to the requirement that Statistics Canada is acknowledged as the source. Any other reproduction is permitted subject to the requirement that Statistics Canada is acknowledged as the source on all copies as follows: Statistics Canada, *The Daily*, catalogue 11-001E, along with date and page references.