



The Daily

Statistics Canada

Wednesday, May 5, 1999

For release at 8:30 a.m.

MAJOR RELEASES

There are no major releases today.

OTHER RELEASES

Help-wanted Index, April 1999	2
Short-term Expectations Survey	2
Oil pipeline transport, February 1999	3

PUBLICATIONS RELEASED

5

INDEX: April 1999



Statistics
Canada

Statistique
Canada

Canada

OTHER RELEASES

Help-wanted Index

April 1999

In April, the Help-wanted Index rose 1.4% from March to reach 150 (1996=100).

Seven provinces had monthly increases while Saskatchewan and Alberta showed slight decreases. The index in British Columbia remained unchanged.

Help-wanted Index

(1996=100)

	April 1999	March 1999	April 1998	April 1998 to April 1999	March to April 1999
seasonally adjusted and smoothed					
				% change	
Canada	150	148	142	5.6	1.4
Newfoundland	141	135	141	0.0	4.4
Prince Edward Island	161	155	141	14.2	3.9
Nova Scotia	156	155	133	17.3	0.6
New Brunswick	169	162	142	19.0	4.3
Quebec	153	149	137	11.7	2.7
Ontario	161	157	147	9.5	2.5
Manitoba	176	173	157	12.1	1.7
Saskatchewan	133	134	139	-4.3	-0.7
Alberta	126	127	156	-19.2	-0.8
British Columbia	119	119	117	1.7	0.0

Note: The Help-wanted Index is compiled from the number of help-wanted ads published in 22 newspapers in 20 major metropolitan areas. The index is a measure of companies' intentions to hire new workers. These indexes have been seasonally adjusted and smoothed to ease month-to-month comparisons.

Available on CANSIM: matrix 105 (levels 8, 9 and 10).

For more information, or to enquire about the concepts, methods, and data quality of this release, contact Gilles Groleau (613-951-4090; fax: 613-951-4087; labour@statcan.ca), Labour Statistics Division. ■

Short-term Expectations Survey

Results from the Short-term Expectations Survey show that the performance of the economy is expected to be stable for the period from April to June.

The month-over-month mean forecast for gross domestic product in February was 0.2% compared with the actual growth of 0.1%. Analysts expect an increase in March and April, with mean monthly growth of 0.3% for both months.

Forecasts for international trade are expected to remain steady from March through May. The mean trade surplus forecast for these three months is \$2.6 billion, the same as the actual figure for February. The forecasts for both exports and imports were also about the same as the actual figures for February.

Forecasters are expecting an increase in the Consumer Price Index from April to June. Actual inflation has been slightly higher than expected — the forecast average for March was 0.7%, compared with the actual rate of 1.0%.

The unemployment rate remained steady at 7.8% for March, with a drop in the participation rate to 65.6%. Forecasters are anticipating a steady unemployment rate for April and May, with mean forecasts of 7.8%, and a decrease to 7.7% for June. Slight increases in the participation rate are expected from April to June, with rates of 65.7% in April and 65.8% in May and June.

The next release will be on June 2, 1999.

For more information, for a set of tables, or to enquire about the concepts, methods, and data quality of this release, contact Jenny Grenier, (613-951-1020; fax: 613-951-1572; grenjen@statcan.ca), Small Business and Special Surveys Division. □

Short-term Expectations Survey

	Forecasts					Actual figures	
	Feb.	Mar.	Apr.	May	June	Feb.	Mar.
seasonally adjusted month/month %, constant \$1992							
Gross domestic product							
Initial forecast	0.1	0.3	0.3	0.1	..
First revision	0.3	0.3		
Second revision	0.2		
\$ billion							
Exports							
Initial forecast	27.9	28.2	29.0	28.8	..	28.7	..
First revision	28.2	28.8	28.8		
Second revision	28.8	28.8		
Imports							
Initial forecast	26.2	26.5	26.5	26.2	..	26.1	..
First revision	26.6	26.4	26.3		
Second revision	26.3	26.2		
Balance							
Initial forecast	1.7	1.7	2.5	2.6	..	2.6	..
First revision	1.6	2.4	2.5		
Second revision	2.5	2.6		
year/year %							
Consumer Price Index							
Initial forecast	1.2	1.1	0.9	0.8	1.0	0.7	1.0
First revision	1.1	0.8	0.8	0.9	..		
Second revision	0.7	0.7	1.1		
seasonally adjusted %							
Unemployment rate							
Initial forecast	8.3	8.1	7.9	7.8	7.7	7.8	7.8
First revision	8.1	7.9	7.8	7.8	..		
Second revision	7.7	7.8	7.8		
Labour force participation rate							
Initial forecast	65.3	65.5	65.7	65.9	65.8	65.8	65.6
First revision	65.6	65.7	65.9	65.8	..		
Second revision	65.7	65.8	65.7		

.. Not available.

Oil pipeline transport February 1999

Net receipts of crude oil and equivalent hydrocarbons totalled 11 391 567 cubic metres in February, down 8.2% from February 1998. Year-to-date receipts to the end of February (23 614 269 cubic metres) were down 8.2% over the same period in 1998. Net receipts of liquefied petroleum gases and refined petroleum products in February (6 484 272 cubic metres) increased 3.3% from February 1998. Year-to-date receipts increased 1.1% to 13 205 569 cubic metres.

Pipeline exports of crude oil (4 710 970 cubic metres) decreased 18.1% from February 1998,

and pipeline imports (1 536 230 cubic metres) increased 7.6%. Year-to-date exports (10 220 913 cubic metres) were down 16.3% from 1998. Year-to-date imports (2 941 257 cubic metres) decreased 1.4%.

February deliveries of crude oil by pipeline to Canadian refineries totalled 5 540 344 cubic metres, a 3.8% increase from 1998. February deliveries of liquefied petroleum gases and refined petroleum products decreased 2.1% to 591 019 cubic metres. Year-to-date deliveries of crude oil to refineries at the end of February totalled 11 327 210 cubic metres, up 1.7% from the same period in 1998.

Available on CANSIM: matrices 181 and 591-595.

The February 1999 issue of *Oil pipeline transport* (55-001-XPB,\$12/\$114) will be available shortly. See *How to order publications*.

For more information, or to enquire about the concepts, methods and data quality of this

release, contact Eleonore Harding (613-951-5708; hardele@statcan.ca), Energy Section, Manufacturing, Construction and Energy Division. ■

PUBLICATIONS RELEASED

Cereals and oilseeds review, February 1999
Catalogue number 22-007-XPB
(Canada: \$15/\$149; outside Canada: US\$15/US\$149).

Coal and coke statistics, February 1999
Catalogue number 45-002-XPB
(Canada: \$12/\$114; outside Canada: US\$12/US\$114).

Electric power statistics, February 1999
Catalogue number 57-001-XPB
(Canada: \$12/\$114; outside Canada: US\$12/US\$114).

Quarterly demographic statistics,
October-December 1998
Catalogue number 91-002-XIB
(Canada: \$8/\$25; outside Canada: US\$8/US\$25).

Quarterly demographic statistics,
October-December 1998
Catalogue number 91-002-XPB
(Canada: \$10/\$33; outside Canada: US\$10/US\$33).

All prices exclude sales tax.

Catalogue numbers with an -XIB or an -XIE extension are Internet versions; those with -XMB or -XME are microfiche; and -XPB or -XPE denote a paper version.

How to order publications

Simplify your data search with the *Statistics Canada Catalogue* (11-204-XPE, \$16; outside Canada: US\$16).

Its keyword index will guide you to statistics on Canada's social and economic activity.

Order publications by phone:

Please refer to the • Title • Catalogue number • Volume number • Issue number • Your VISA or MasterCard number.

In Canada and the United States call:

1-800-267-6677

From other countries call:

1-613-951-7277

To fax your order:

1-800-889-9734




Address changes or account inquiries:

1-800-700-1033

To order a publication by mail write: Statistics Canada, Circulation Management, Operations and Integration Division, Ottawa, K1A 0T6. Include a cheque or money order payable to **Receiver General of Canada/Publications**. Canadian customers add 7% GST and applicable PST.

To order by Internet: write to order@statcan.ca or download an electronic version by accessing Statistics Canada's Web site (www.statcan.ca), under the headings *Products and services*, *Downloadable publications*.

Authorized agents and bookstores also carry Statistics Canada's catalogued publications.

Catalogue 11-001E (PDF) 11MB (13,584,000 bytes)	
	
Statistics Canada	
Thursday, June 3, 1997	
For release at 8:30 a.m.	
MAJOR RELEASES	
• Urban transit, 1995 Despite the emphasis on taking urban transit, Canadians are using it less and less. In 1995, each Canadian took an average of about 40 trips on some form of urban transit, the lowest level in the past 25 years.	2
• Productivity, hourly compensation and unit labour cost, 1995 Growth in productivity among Canadian businesses was notably weak again in 1995 accompanied by sluggish gains in employment and slow nominal growth during the year.	4
OTHER RELEASES	
Help-wanted index, May 1997	3
Short-term Expectations Survey	2
Steel primary forms, week ending May 31, 1997	12
Egg production, April 1997	12
PUBLICATIONS RELEASED	11
 	

Statistics Canada's official release bulletin

Catalogue 11-001E.

Published each working day by the Communications Division, Statistics Canada, 10-H, R.H. Coats Bldg., Tunney's Pasture, Ottawa, Ontario K1A 0T6.

To access *The Daily* on the Internet, visit our site at <http://www.statcan.ca>. To receive *The Daily* each morning by E-mail, send an E-mail message to listproc@statcan.ca. Leave the subject line blank. In the body of the message, type "subscribe daily firstname lastname".

Editor: Dan Smythe (613-951-1103, smytdan@statcan.ca)

Head of Official Release: Chantal Prévost (613-951-1088, prevcha@statcan.ca)

Published by authority of the Minister responsible for Statistics Canada. © Minister of Industry, 1999. Citation in newsprint, magazine, radio, and television reporting is permitted subject to the requirement that Statistics Canada is acknowledged as the source. Any other reproduction is permitted subject to the requirement that Statistics Canada is acknowledged as the source on all copies as follows: Statistics Canada, *The Daily*, catalogue 11-001E, along with date and page references.



The Daily

Statistics Canada

INDEX

April 1999

Subject	Reference period	Release date
1996 Census of Agriculture CD-ROM	Release 2	April 26, 1999
1996 Census dictionary	Final edition	April 30, 1999
1997 Multifactor productivity - Correction		April 19, 1999
Agriculture-Population Linkage database - 1996 Census of Agriculture		April 26, 1999
Airport activity statistics	First quarter 1998	April 22, 1999
Alternative measures programs for offenders	1998	April 27, 1999
Annual demographic statistics	1998	April 1, 1999
Annual Survey of Manufacturers	1997	April 16, 1999
	1997	April 19, 1999
	1997	April 23, 1999
	1997	April 28, 1999
	1997	April 29, 1999
Building permits	February 1999	April 8, 1999
Canada's international transactions in securities	February 1999	April 22, 1999
Canadian business patterns product	December 1998	April 30, 1999
Canadian economic observer	April 1999	April 22, 1999
Canadian international merchandise trade	February 1999	April 20, 1999
Cement	February 1999	April 8, 1999
Cereals and oilseeds review	February 1999	April 28, 1999
Civil aviation financial statistics	Fourth quarter 1998	April 28, 1999
Civil aviation operating statistics	January and February 1999	April 14, 1999
Class of '95: Report of the 1997 National Survey of 1995 Graduates		April 28, 1999
Coal and coke statistics	February 1999	April 30, 1999
Coal mining	1997	April 30, 1999
Composite Index	March 1999	April 20, 1999
Construction Union Wage Rate Index	March 1999	April 19, 1999



Statistics
Canada

Statistique
Canada

Canada

INDEX: April 1999

Subject	Reference period	Release date
Construction-type plywood	February 1999	April 22, 1999
Consumer Price Index	March 1999	April 21, 1999
Crude oil and natural gas	February 1999	April 27, 1999
Crushing statistics	March 1999	April 20, 1999
Dairy statistics	February and March 1999	April 15, 1999
Deliveries of major grains	March 1999	April 21, 1999
Department store sales and stocks	February 1999	April 12, 1999
Dimensions series	1996 Census	April 6, 1999
Egg production	February 1999	April 8, 1999
Electric lamps	March 1999	April 19, 1999
	First quarter 1999	April 21, 1999
Electric power statistics	February 1999	April 30, 1999
Employer pension plans (trusteed pension funds)	Third quarter 1998	April 19, 1999
Employment Insurance	February 1999	April 27, 1999
Employment, earnings and hours	February 1999	April 29, 1999
Estimates of labour income	January 1999	April 1, 1999
Export and import price indexes	February 1999	April 20, 1999
Factors associated with local economic growth	1981-1991	April 23, 1999
Family incomes	1997	April 14, 1999
Farm taxation statistics	1997	April 1, 1999
Female inmates, Aboriginal inmates and inmates serving life sentences	October 1996	April 22, 1999
Financial and taxation statistics for enterprises	1995 and 1996	April 28, 1999
For-hire motor carriers of freight - all carriers	Third quarter 1998	April 13, 1999
Greenhouse, sod and nursery industries	1998	April 23, 1999
Gross domestic product by industry at factor cost	February 1999	April 30, 1999
Health reports	Spring 1999	April 29, 1999
Help-wanted Index	March 1999	April 7, 1999
Hog inventories	April 1, 1999	April 23, 1999
Industrial chemicals and synthetic resins	February 1999	April 9, 1999
Industrial monitor on CD-ROM	April 1999	April 15, 1999
Industrial Product Price Index	March 1999	April 28, 1999
Initiative to create a product classification system		April 8, 1999
Internet use by households	1998	April 23, 1999

INDEX: April 1999

Subject	Reference period	Release date
Labour Force Survey	March 1999	April 9, 1999
Legal aid expenditures and caseload statistics	1997/98	April 9, 1999
Living with heart disease	1996/97	April 29, 1999
Low income among children		April 29, 1999
Low-income persons	1980 to 1997	April 14, 1999
March intentions of principal field crops areas	1999	April 23, 1999
Mineral wool including fibrous glass insulation	February 1999	April 1, 1999
	March 1999	April 27, 1999
Monthly Survey of Large Retailers	January 1999	April 12, 1999
Monthly Survey of Manufacturing	February 1999	April 19, 1999
National balance sheet accounts	1998	April 1, 1999
Natural gas sales	February 1999	April 21, 1999
New Housing Price Index	February 1999	April 12, 1999
New motor vehicle sales	February 1999	April 16, 1999
Occupational surveillance in Canada: Cause-specific mortality among workers	1965-1991	April 21, 1999
Oil pipeline transport	January 1999	April 12, 1999
Oils and fats	February 1999	April 14, 1999
Particleboard, oriented strandboard and fibreboard	February 1999	April 14, 1999
Preparedness for the Year 2000	March 1999	April 27, 1999
Prison population and costs	1997/98	April 6, 1999
Production and value of wildlife pelts	1996 (revised) and 1997	April 23, 1999
Public Use Microdata File: Individuals file - flat file (ASCII)	1996 Census	April 15, 1999
Pulpwood and wood residue statistics	February 1999	April 22, 1999
Railway carloadings	Seven-day period ending March 14, 1999	April 6, 1999
	Seven-day period ending March 21, 1999	April 9, 1999
	Ten-day period ending March 31, 1999	April 20, 1999
	Seven day period ending April 7, 1999	April 27, 1999
Raw Materials Price Index	March 1999	April 28, 1999
Red meat consumption	1998	April 23, 1999
Retail trade	February 1999	April 22, 1999
Sawmills and planing mills	February 1999	April 28, 1999
School board expenditures and revenues	1996	April 22, 1999

INDEX: April 1999

Subject	Reference period	Release date
Scientific and technical services	1996	April 22, 1999
Selected financial indexes	March 1999	April 19, 1999
Services indicators	Fourth quarter 1998	April 15, 1999
Shipments of rolled steel	February 1999	April 14, 1999
Short-term Expectations Survey		April 7, 1999
Small Area Retail Trade Estimates database (SARTRE)	1996	April 15, 1999
Steel pipe and tubing	February 1999	April 12, 1999
Steel primary forms	February 1999	April 14, 1999
	Week ending March 27, 1999	April 1, 1999
	Week ending April 3, 1999	April 8, 1999
	Week ending April 10, 1999	April 15, 1999
	Week ending April 17, 1999	April 22, 1999
	Week ending April 24, 1999	April 29, 1999
Steel wire and specified wire products	February 1999	April 14, 1999
Stocks of frozen meat products	April 1999	April 28, 1999
Stocks of frozen poultry meat	April 1, 1999	April 21, 1999
Technical report - age, sex, marital status and common-law status	1996 Census	April 1, 1999
Travel between Canada and other countries	February 1999	April 16, 1999
Travel-log	Spring 1999	April 8, 1999
Wholesale trade	February 1999	April 21, 1999