



The Daily

Statistics Canada

Tuesday, August 10, 1999

For release at 8:30 a.m.

MAJOR RELEASES

There are no major releases today.

OTHER RELEASES

Cement, June 1999	2
Industrial chemicals and synthetic resins, June 1999	2

PUBLICATIONS RELEASED	3
------------------------------	----------



Statistics
Canada

Statistique
Canada

Canada

OTHER RELEASES

Cement

June 1999

Manufacturers shipped 1 458 572 tonnes of cement in June, up 12.0% from 1 302 376 tonnes in June 1998 and up 21.9% from 1 196 737 (revised) tonnes in May 1999.

From January to June 1999, shipments totalled 5 248 367 (revised) tonnes, up 3.9% from 5 052 889 (revised) tonnes during the same period in 1998.

Available on CANSIM: matrices 92 and 122 (series 35).

The June 1999 issue of *Cement* (44-001-XIB, \$5/\$47) is now available. See *How to order publications*.

For more information, or to enquire about the concepts, methods and data quality of this release, contact Étienne Saint-Pierre (613-951-9837; sainteti@statcan.ca), Manufacturing, Construction and Energy Division. ■

Industrial chemicals and synthetic resins

June 1999

Chemical firms produced 182 195 tonnes of polyethylene synthetic resins in June, a 3.3% decrease from 188 371 tonnes in June 1998.

For January to June 1999, production totalled 1 197 973 tonnes, up 3.4% from the 1 159 042 tonnes produced a year earlier.

Data are also available on production of three other types of synthetic resins and 24 industrial chemicals.

Available on CANSIM: matrix 951.

The June 1999 issue of *Industrial chemicals and synthetic resins* (46-002-XIB, \$5/\$47) is now available. See *How to order publications*.

For more information, or to enquire about the concept, methods and data quality of this release, contact Suzette DesRosiers (613-951-9836; desrosi@Statcan.can), Manufacturing, Construction and Energy Division. ■

PUBLICATIONS RELEASED

Sawmills and planing mills, May 1999

Catalogue number 35-003-XIB

(Canada: \$9/\$86).

Cement, June 1999

Catalogue number 44-001-XIB

(Canada: \$5/\$47).

Industrial chemicals and synthetic resins,

June 1999

Catalogue number 46-002-XIB

(Canada: \$5/\$47).

Exports by commodity, May 1999

Catalogue number 65-004-XMB

(Canada: \$37/\$361; outside Canada: US\$37/US\$361).

Exports by commodity, May 1999

Catalogue number 65-004-XPB

(Canada: \$78/\$773; outside Canada: US\$78/US\$773).

All prices exclude sales tax.

Catalogue numbers with an -XIB or an -XIE extension are Internet versions; those with -XMB or -XME are microfiche; and -XPB or -XPE denote a paper version.

How to order publications

Simplify your data search with the *Statistics Canada Catalogue* (11-204-XPE, \$16; outside Canada: US\$16).

Its keyword index will guide you to statistics on Canada's social and economic activity.

Order publications by phone:

Please refer to the • Title • Catalogue number • Volume number • Issue number • Your VISA or MasterCard number.

In Canada and the United States call:

1-800-267-6677

From other countries call:

1-613-951-7277

To fax your order:

1-877-287-4369




Address changes or account inquiries:

1-800-700-1033

To order a publication by mail write: Statistics Canada, Circulation Management, Operations and Integration Division, Ottawa, K1A 0T6. Include a cheque or money order payable to **Receiver General of Canada/Publications**. Canadian customers add 7% GST and applicable PST.

To order by Internet: write to order@statcan.ca or download an electronic version by accessing Statistics Canada's Web site (www.statcan.ca), under the headings *Products and services*, *Downloadable publications*.

Authorized agents and bookstores also carry Statistics Canada's catalogued publications.

Catalogue 11-001E (PDF) (English) 11-001E (1) (584) (007) (4) (5)	
 The Daily	
Statistics Canada	
Thursday, June 3, 1997	
For release at 8:30 a.m.	
MAJOR RELEASES	
• Urban transit, 1995 Despite the emphasis on taking urban transit, Canadians are using it less and less. In 1995, each Canadian took an average of about 40 trips on some form of urban transit, the lowest level in the past 25 years.	2
• Productivity, hourly compensation and unit labour cost, 1995 Growth in productivity among Canadian businesses was notably weak again in 1995 accompanied by sluggish gains in employment and slow nominal growth during the year.	4
OTHER RELEASES	
Help-wanted index, May 1997	3
Short-term Expectations Survey	2
Steel primary forms, week ending May 31, 1997	12
Egg production, April 1997	12
PUBLICATIONS RELEASED	11
 	

Statistics Canada's official release bulletin

Catalogue 11-001E.

Published each working day by the Communications Division, Statistics Canada, 10-H, R.H. Coats Bldg., Tunney's Pasture, Ottawa, Ontario K1A 0T6.

To access *The Daily* on the Internet, visit our site at <http://www.statcan.ca>. To receive *The Daily* each morning by E-mail, send an E-mail message to listproc@statcan.ca. Leave the subject line blank. In the body of the message, type "subscribe daily firstname lastname".

Editor: Dan Smythe (613-951-1103, smytdan@statcan.ca)

Head of Official Release: Chantal Prévost (613-951-1088), prevcha@statcan.ca

Published by authority of the Minister responsible for Statistics Canada. © Minister of Industry, 1999. Citation in newsprint, magazine, radio, and television reporting is permitted subject to the requirement that Statistics Canada is acknowledged as the source. Any other reproduction is permitted subject to the requirement that Statistics Canada is acknowledged as the source on all copies as follows: Statistics Canada, *The Daily*, catalogue 11-001E, along with date and page references.