



The Daily

Statistics Canada

Friday, January 14, 2000
For release at 8:30 a.m.

MAJOR RELEASES

There are no major releases today.

OTHER RELEASES

- Particleboard, oriented strandboard and fibreboard, November 1999 3
- Dairy statistics, November and December 1999 3
- Innovation in the consulting engineering industry, 1996 3

(continued on following page)



Travel-log Winter 2000

The Winter 2000 issue of *Travel-log*, Statistics Canada's quarterly tourism newsletter, features the article "More skiers and snowboarders are visiting Canadian ski areas". Over the last 20 years, the Canadian ski industry has undergone some major changes. Having suffered some setbacks, it had to make adjustments and take a more innovative, creative approach to survive. Now this hard work seems to be paying off. All indications are that 1998-99 was an excellent year for the industry.

This study explores the development of the ski industry in Canada and examines the characteristics of American travellers who visited Canada to ski or snowboard during an overnight stay in the winter of 1998-99. The study also compares the market situation with the two previous winters and looks at characteristics of overseas skier/snowboarders and their contribution to the economy.

Each quarter, *Travel-log* examines the trends of the Travel Price Index. It also features the latest travel indicators, travellers' characteristics and the international travel account.

The Winter 2000 issue of *Travel-log* (87-003-XPB, \$13/\$42; 87-003-XIB, \$10/\$32) is now available. See *How to order publications*. For more information, contact Monique Beyrouti (613-951-1673; fax: 613-951-2909; monique.beyrouti@statcan.ca) or Diane Turpin (613-951-6321), Culture, Tourism and the Centre for Education Statistics.

The Daily, January 14, 2000

PUBLICATIONS RELEASED

4

RELEASE DATES: January 17 to 21

6

OTHER RELEASES

Particleboard, oriented strandboard and fibreboard

November 1999

Oriented strandboard production in November totalled 622 530 cubic metres, up 14.9% from 541 786 (revised) cubic metres in November 1998. Particleboard production reached 205 158 cubic metres, an increase of 6.9% from 191 916 (revised) cubic metres in November 1998. Fibreboard production totalled 83 706 cubic metres, up 20.7% from 69 353 cubic metres in November 1998.

For January to November 1999, year-to-date oriented strandboard production totalled 7 067 557 cubic metres, a 22.9% increase from 5 751 100 (revised) cubic metres produced for the same period in 1998. Particleboard production reached 2 238 641 cubic metres, up 3.4% from 2 165 706 (revised) cubic metres compared with the same period in 1998. Year-to-date fibreboard production reached 946 793 cubic metres, up 26.3% from 749 559 cubic metres during the same period in 1998.

Available on CANSIM: matrices 31 (series 2, 3 and 5) and 122 (series 8).

The November 1999 issue of *Particleboard, oriented strandboard and fibreboard* (36-003-XIB, \$5/\$47) is now available. See *How to order publications*.

For more information, or to enquire about the concepts, methods, and data quality of this release, contact Gilles Simard (613-951-3516; simales@statcan.ca), Manufacturing, Construction and Energy Division. ■

Dairy statistics

November and December 1999 (preliminary)

Monthly dairy statistics for November and December are now available.

These data will be included in the October-December 1999 issue of *The dairy review* (23-001-XPB, \$36/\$119; 23-001-XIB, \$27/\$89), which will be released in February. See *How to order publications*.

For more information, or to enquire about the concepts, methods or data quality for this release, contact Anna Michalowska (613-951-2442 or 1 800465-1991; fax: 613-951-3868), Agriculture Division. ■

Innovation in the consulting engineering industry

1996

Data on innovation in the consulting engineering industry are now available. These data provide information on the rates of innovation, sources of ideas and barriers to innovation.

To obtain data, contact Yvonne Tremblay (613-951-2596). For more information, or to enquire about the concepts, methods and data quality for this release, contact Daood Hamdani (613-951-3490; daood.hamdani@statcan.ca), Science, Innovation and Electronic Information Division. ■

PUBLICATIONS RELEASED

Infomat - A weekly review, January 14, 2000
Catalogue number 11-002-XIE
(Canada: \$3/\$109).

Infomat - A weekly review, January 14, 2000
Catalogue number 11-002-XPE
(Canada: \$4/\$145; outside Canada: US\$4/US\$145).

Particleboard oriented strandboard and fibreboard,
November 1999
Catalogue number 36-003-XIB
(Canada: \$5/\$47).

Radio and television broadcasting, 1997
Catalogue number 56-204-XIB
(Canada: \$32).

Radio and television broadcasting, 1998
Catalogue number 56-204-XIB
(Canada: \$32).

Construction price statistics, third quarter 1999
Catalogue number 62-007-XPB
(Canada: \$24/\$79; outside Canada: US\$24/US\$79).

Travel-log, Winter 2000
Catalogue number 87-003-XIB
(Canada: \$10/\$32).

Travel-log, Winter 2000
Catalogue number 87-003-XPB
(Canada: \$13/\$42; outside Canada: US\$13/US\$42).

All prices exclude sales tax.

Catalogue numbers with an -XIB or an -XIE extension are Internet versions; those with -XMB or -XME are microfiche; and -XPB or -XPE denote a paper version.

How to order publications

Simplify your data search with the *Statistics Canada Catalogue* (11-204-XPE, \$16; outside Canada: US\$16).

Its keyword index will guide you to statistics on Canada's social and economic activity.

Order publications by phone:

Please refer to the • Title • Catalogue number • Volume number • Issue number • Your VISA or MasterCard number.

In Canada and the United States call:

1-800-267-6677

From other countries call:

1-613-951-7277

To fax your order:

1-877-287-4369

Address changes or account inquiries:


1-800-700-1033

To order a publication by mail write: Statistics Canada, Circulation Management, Operations and Integration Division, Ottawa, K1A 0T6. Include a cheque or money order payable to **Receiver General of Canada/Publications**. Canadian customers add 7% GST and applicable PST.

To order by Internet: write to order@statcan.ca or download an electronic version by accessing Statistics Canada's Web site (www.statcan.ca), under the headings *Products and services*, *Downloadable publications*.

Authorized agents and bookstores also carry Statistics Canada's catalogued publications.

Catalogue 11-001E (F) (English) 11-001E/11-001E-001E



Statistics Canada

Thursday, June 5, 1997
For release at 8:30 a.m.



MAJOR RELEASES

- **Urban transit, 1995** 2
Despite the emphasis on taking urban transit, Canadians are taking it less and less. In 1996, about 1.5 billion trips were taken on some form of urban transit, the lowest level in the past 25 years.
- **Productivity, hourly compensation and unit labour cost, 1996** 4
Growth in productivity among Canadian businesses was relatively weak again in 1996 accompanied by sluggish gains in employment and slow economic growth during the year.

OTHER RELEASES

- **High-waged Index, May 1997** 3
- **Short-term Expectations Survey** 8
- **Steel primary forms, season ending May 31, 1997** 12
- **Egg production, April 1997** 13

PUBLICATIONS RELEASED 11

Statistics Canada's official release bulletin

Catalogue 11-001E.

Published each working day by the Communications Division, Statistics Canada, 10-H, R.H. Coats Bldg., Tunney's Pasture, Ottawa, Ontario K1A 0T6.

To access *The Daily* on the Internet, visit our site at <http://www.statcan.ca>. To receive *The Daily* each morning by E-mail, send an E-mail message to listproc@statcan.ca. Leave the subject line blank. In the body of the message, type "subscribe daily firstname lastname".

Editor: Dan Smythe (613-951-1103, smytdan@statcan.ca)

Head of Official Release: Chantal Prévost (613-951-1088), prevcha@statcan.ca

Published by authority of the Minister responsible for Statistics Canada. © Minister of Industry, 1999. Citation in newsprint, magazine, radio, and television reporting is permitted subject to the requirement that Statistics Canada is acknowledged as the source. Any other reproduction is permitted subject to the requirement that Statistics Canada is acknowledged as the source on all copies as follows: Statistics Canada, *The Daily*, catalogue 11-001E, along with date and page references.

The Daily, January 14, 2000

RELEASE DATES: JANUARY 17 TO 21

January 17 to 21
(Release dates are subject to change.)

Release date	Title	Reference period
18	New motor vehicle sales	November 1999
19	Monthly Survey of Manufacturing	November 1999
20	Canadian international merchandise trade	November 1999
21	Consumer Price Index	December 1999
