

The Daily

Statistics Canada

Thursday, January 6, 2000

For release at 8:30 a.m.

MAJOR RELEASES

There are no major releases today.

OTHER RELEASES

Crude oil and natural gas, October 1999 2

Pipeline transportation of crude oil and refined petroleum products, October 1999 2

PUBLICATIONS RELEASED 4



OTHER RELEASES

Crude oil and natural gas

October 1999 (preliminary)

In October, crude oil production was 6.1% lower than in October 1998, the 12th consecutive monthly year-over-year decrease. Exports (58.5% of total production) were down 6.1% from October 1998. Canada is one of the major suppliers of crude oil to the United States along with Mexico, Saudi Arabia and Venezuela. For the first 10 months of 1999, crude oil production was down 6.4% compared with the same period in 1998.

Crude oil and natural gas

	Oct. 1998	Oct. 1999	Oct. 1998 to Oct. 1999 % change
thousands of cubic metres			
Crude oil and equivalent hydrocarbons¹			
Production	11 036.9	10 363.7	-6.1
Exports	6 460.4	6 063.7	-6.1
Imports ²	3 906.7	4 280.4	9.6
Refinery receipts	8 432.0	8 545.6	1.3
millions of cubic metres			
Natural gas³			
Marketable production	13 625.3	13 924.7	2.2
Exports	7 557.3	7 884.8	4.3
Canadian domestic sales ⁴	4 703.7	4 711.6	0.2
	Jan. to Oct. 1998	Jan. to Oct. 1999	Jan.-Oct. 1998 to Jan.-Oct. 1999
thousands of cubic metres			
Crude oil and equivalent hydrocarbons¹			
Production	107 322.3	100 440.3	-6.4
Exports	64 970.1	59 040.5	-9.1
Imports ²	37 319.3	39 423.3	5.6
Refinery receipts	79 673.3	81 679.8	2.5
millions of cubic metres			
Natural gas³			
Marketable production	132 677.9	134 449.0	1.3
Exports	74 445.9	77 793.4	4.5
Canadian domestic sales ⁴	50 646.9	52 171.8	3.0

¹ Disposition may differ from production due to inventory change, industry own-use, etc.

² Crude oil received by Canadian refineries from foreign countries for processing. Data may differ from international trade estimates due to timing differences and the inclusion in the international trade data of crude oil landed in Canada for future re-export.

³ Disposition may differ from production due to inventory change, usage as pipeline fuel, pipeline losses, line-pack fluctuations, etc.

⁴ Includes direct sales.

Natural gas production was up 2.2% from October 1998. Canadian domestic sales were also up 0.2%, following four monthly year-over-year decreases. Exports, which accounted for 56.6% of the total production, continued to increase, gaining 4.3% from October 1998.

Year-to-date exports of natural gas were up 4.5% over the same period in 1998. Year-to-date Canadian sales rose 3.0% over 1998. The increase in sales to the residential and commercial sectors was largely due to the unseasonably cold weather in the first half of 1999. The sales increase in the industrial sector was due primarily to higher demand for natural gas by electric utilities and the chemical industry.

Available on CANSIM: matrices 530 and 539.

The October 1999 issue of *Supply and disposition of crude oil and natural gas* (26-006-XPB, \$19/\$186) will be available shortly. See *How to order publications*.

For more information, or to enquire about the concepts, methods and data quality of this release, contact Gérard Desjardins (613-951-4368; desjger@statcan.ca) or Michel Palardy (613-951-7174; palamic@statcan.ca), Energy Section, Manufacturing, Construction and Energy Division. ■

Pipeline transportation of crude oil and refined petroleum products

October 1999

Net receipts of crude oil and equivalent hydrocarbons totalled 13 095 042 cubic metres in October, up 0.8% from October 1998. Year-to-date receipts to the end of October (123 526 665 cubic metres) were down 4.4% over the same period in 1998. Net receipts of liquefied petroleum gases and refined petroleum products in October (6 970 098 cubic metres) increased 0.7% from October 1998. Year-to-date receipts increased 0.6% to 65 247 170 cubic metres.

Pipeline exports of crude oil (5 825 243 cubic metres) decreased 2.3% from October 1998, and pipeline imports (1 945 418 cubic metres) increased 21.5%. Year-to-date exports (54 913 409 cubic metres) were down 9.3% from 1998. Year-to-date imports (16 912 420 cubic metres) increased 8.6%.

October deliveries of crude oil by pipeline to Canadian refineries totalled 5 926 829 cubic metres, a 1.1% decrease from 1998. October deliveries of liquefied petroleum gases and refined petroleum products decreased 2.4% to 619 644 cubic metres. Year-to-date deliveries of crude oil to refineries at the end of October totalled 56 733 634 cubic metres, down 0.4% from the same period in 1998.

Available on CANSIM: matrices 181 and 591-595.

The October 1999 issue of *Pipeline transportation of crude oil and refined petroleum products* (55-001-XIB, \$9/\$86) is now available. See *How to order publications*.

For more information, or to enquire about the concepts, methods and data quality of this release, contact Eleonore Harding (613-951-5708; hardele@statcan.ca), Energy Section, Manufacturing, Construction and Energy Division. ■

PUBLICATIONS RELEASED

Pipeline transportation of crude oil and refined petroleum products, October 1999
Catalogue number 55-001-XIB
(Canada: \$9/\$86).

Electric power statistics, October 1999
Catalogue number 57-001-XIB
(Canada: \$9/\$85).

Labour force information, week ending December 11, 1999
Catalogue number 71-001-PPB
(Canada: \$11/\$103; outside Canada: US\$11/US\$103).
Available at 7 a.m. on Friday, January 7.

All prices exclude sales tax.

Catalogue numbers with an -XIB or an -XIE extension are Internet versions; those with -XMB or -XME are microfiche; and -XPB or -XPE denote a paper version.

How to order publications

Simplify your data search with the *Statistics Canada Catalogue* (11-204-XPE, \$16; outside Canada: US\$16).

Its keyword index will guide you to statistics on Canada's social and economic activity.

Order publications by phone:

Please refer to the • Title • Catalogue number • Volume number • Issue number • Your VISA or MasterCard number.


In Canada and the United States call:	1-800-267-6677
From other countries call:	1-613-951-7277
To fax your order:	1-877-287-4369
Address changes or account inquiries:	1-800-700-1033

To order a publication by mail write: Statistics Canada, Circulation Management, Operations and Integration Division, Ottawa, K1A 0T6. Include a cheque or money order payable to **Receiver General of Canada/Publications**. Canadian customers add 7% GST and applicable PST.

To order by Internet: write to order@statcan.ca or download an electronic version by accessing Statistics Canada's Web site (www.statcan.ca), under the headings *Products and services*, *Downloadable publications*.

Authorized agents and bookstores also carry Statistics Canada's catalogued publications.

Catalogue 11-001E (P) (single) 11-001E(1) ISBN 0-662-6165



Statistics Canada

Thursday, June 3, 1997
For release at 9:30 a.m.

MAJOR RELEASES



- **Urban transit, 1995** 2
Despite the protests on taking urban transit, Canadians are using it less and less. In 1996, each Canadian took an average of about one trip on some form of urban transit, the lowest level in the past 25 years.
- **Productivity, hourly compensation and unit labour cost, 1995** 4
Growth in productivity among Canadian businesses was relatively weak again in 1996 accompanied by sluggish gains in employment and slow economic growth during the year.

OTHER RELEASES

- **Married Index, May 1997** 3
- **Short-term Expectations Survey** 8
- **Steel primary sales, week ending May 31, 1997** 12
- **Egg production, April 1997** 13

PUBLICATIONS RELEASED

11

Statistics Canada's official release bulletin

Catalogue 11-001E.

Published each working day by the Communications Division, Statistics Canada, 10-H, R.H. Coats Bldg., Tunney's Pasture, Ottawa, Ontario K1A 0T6.

To access *The Daily* on the Internet, visit our site at <http://www.statcan.ca>. To receive *The Daily* each morning by E-mail, send an E-mail message to listproc@statcan.ca. Leave the subject line blank. In the body of the message, type "subscribe daily firstname lastname".

Editor: Dan Smythe (613-951-1103, smytdan@statcan.ca)
Head of Official Release: Chantal Prévost (613-951-1088), prevcha@statcan.ca

Published by authority of the Minister responsible for Statistics Canada. © Minister of Industry, 1999. Citation in newsprint, magazine, radio, and television reporting is permitted subject to the requirement that Statistics Canada is acknowledged as the source. Any other reproduction is permitted subject to the requirement that Statistics Canada is acknowledged as the source on all copies as follows: Statistics Canada, *The Daily*, catalogue 11-001E, along with date and page references.