



# The Daily

Statistics Canada

Tuesday, October 10, 2000

For release at 8:30 a.m.

---

## MAJOR RELEASES

---

There are no major releases today.

---

## OTHER RELEASES

---

Cement, August 2000	2
Health regions, 2000	2

---

## NEW PRODUCTS

---

### Perspectives on labour and income goes on-line

*Perspectives on labour and income*, Statistics Canada's quarterly publication that analyzes a wide range of labour and income data, is going on-line with a new monthly electronic version. Starting today, at least one *Perspectives* full-length article will be released each month in the electronic version on Statistics Canada's Web site ([www.statcan.ca](http://www.statcan.ca)). All on-line articles will be published in the subsequent quarterly paper version.

Available today is the article "In for the long term: Pension plans offered by employers," which looks at the status and performance of trusteed pension funds over the last two decades.

*Perspectives*, available quarterly on paper since 1989, covers such topics as the labour market, pensions and retirement, work arrangements, taxation, and trends in income and spending patterns.

This new way of accessing *Perspectives* articles coincides with a move toward further integration of Statistics Canada's analysis of labour and income data. In addition to its present content, *Perspectives* will publish analysis previously provided by Labour Statistics Division in the publication *Labour force update*, as well as articles from the Income Statistics and Special Surveys divisions.

The new Web page provides two levels of access. Abstracts and highlights of articles are available free of charge, as are regular departments, such as "Key labour and income facts," "Survey information" and "More news." The full-length articles, however, are available only for a fee. In addition, past issues of *Perspectives* will soon be accessible in an on-line archive; one year after their initial release, all articles will be available free. They will be indexed by theme, author and date of publication.

An annual subscription to on-line articles in *Perspectives on labour and income* (75-001-XIE) is \$48. Individual issues may be downloaded or viewed for \$5. To order, or for more information concerning the ordering process, consult our on-line catalogue. The separate subscription and ordering process for the quarterly print publication remains unchanged.

For more information, contact Henry Pold (613-951-4608; [henry.pold@statcan.ca](mailto:henry.pold@statcan.ca)), Labour and Household Surveys Analysis Division.



---

## OTHER RELEASES

---

### **Cement**

August 2000

Manufacturers shipped 1 400 298 tonnes of cement in August up 3.5% from 1 353 585 tonnes (revised) in August 1999, and up 10.2% from 1 270 737 tonnes in July 2000.

From January to August, shipments totalled 8 090 179 tonnes, up 1.6% from 7 962 799 (revised) during the same period in 1999.

**Available on CANSIM: matrices 92 and 122 (series 35).**

The August 2000 issue of *Cement* (44-001-XIB, \$5/\$47) is now available. See *How to order products*.

For more information, or to enquire about the concepts, methods or data quality of this release, contact Yasmin Sheikh (613-951-2518; [sheiyas@statcan.ca](mailto:sheiyas@statcan.ca)), Manufacturing, Construction and Energy Division. ■

### **Health regions**

2000

The *Health regions 2000* CD-ROM contains information on: health regions in Canada; correspondence files (linking health regions to 1996 census geographic codes); digital image files of boundaries (in both MapInfo and ArcInfo formats); map images; population estimates from 1995 to 1997; and geographic attributes, such as land area and percentage urban population.

*Health regions 2000* (82F0082XCB, \$60) is now available. See *How to order products*.

For more information, contact Brenda Wannell (613-951-8554, [brenda.wannell@statcan](mailto:brenda.wannell@statcan)), Health Statistics Division. ■

---

## NEW PRODUCTS

---

**National income and expenditure accounts, quarterly estimates, Second quarter 2000**  
Catalogue number **13-001-XPB** (\$44/\$145).

**Cement, August 2000**  
Catalogue number **44-001-XIB** (\$5/\$47).

**Refined petroleum products, March 2000**  
Catalogue number **45-004-XIB** (\$16/\$155).

**Refined petroleum products, March 2000**  
Catalogue number **45-004-XPB** (\$21/\$206).

**Perspectives on labour and income, October 2000**  
Catalogue number **75-001-XIE** (\$5/\$48).

**Health regions 2000,**  
Catalogue number **82F0082XCB** (\$60).

**All prices are in Canadian dollars and exclude sales tax. Additional shipping charges apply for delivery outside Canada.**

Catalogue numbers with an -XIB or an -XIE extension are Internet versions; those with -XMB or -XME are microfiche; -XPB or -XPE are paper versions; -XDB are electronic versions on diskette and -XCD are electronic versions on compact disc.

### How to order products

**Order products by phone:**

Please refer to the • Title • Catalogue number • Volume number • Issue number • Your VISA or MasterCard number.

In Canada and the United States call:

**1-800-267-6677**

From other countries call:

**1-613-951-7277**

To fax your order:

**1-877-287-4369**

Address changes or account inquiries:

**1-800-700-1033**


**To order a product by mail write:** Statistics Canada, Circulation Management, Dissemination Division, Ottawa, K1A 0T6.

Include a cheque or money order payable to **Receiver General of Canada/Publications**. Canadian customers add 7% GST and applicable PST.

**To order by Internet:** write to [order@statcan.ca](mailto:order@statcan.ca) or download an electronic version by accessing Statistics Canada's Web site ([www.statcan.ca](http://www.statcan.ca)), under the headings *Products and services, Downloadable publications*.

**Authorized agents and bookstores also carry Statistics Canada's catalogued publications.**

Catalogue 11-001E (F) (English) 11-001E/11-001E-001E-001E



Statistics Canada

Thursday, June 5, 1997  
For release at 8:30 a.m.



**MAJOR RELEASES**

- **Urban transit, 1995** 2  
Despite the emphasis on taking urban transit, Canadians are taking it less and less. In 1996, about 1.5 billion trips were taken on some form of urban transit, the lowest level in the past 25 years.
- **Productivity, hourly compensation and unit labour cost, 1996** 4  
Growth in productivity among Canadian businesses was relatively weak again in 1996 accompanied by sluggish gains in employment and slow economic growth during the year.

**OTHER RELEASES**

- **Help-wanted index, May 1997** 3
- **Short-term Expectations Survey** 8
- **Steel primary forms, season ending May 31, 1997** 12
- **Egg production, April 1997** 13

**PUBLICATIONS RELEASED** 11



### Statistics Canada's official release bulletin

Catalogue 11-001E.

Published each working day by the Communications Division, Statistics Canada, 10-H, R.H. Coats Bldg., Tunney's Pasture, Ottawa, Ontario K1A 0T6.

To access *The Daily* on the Internet, visit our site at <http://www.statcan.ca>. To receive *The Daily* each morning by E-mail, send an E-mail message to [listproc@statcan.ca](mailto:listproc@statcan.ca). Leave the subject line blank. In the body of the message, type "subscribe daily firstname lastname".

Editor: Tom Vradenburg (613-951-1103, [vradtom@statcan.ca](mailto:vradtom@statcan.ca))

Head of Official Release: Madeleine Simard (613-951-1088), [simamad@statcan.ca](mailto:simamad@statcan.ca)

Published by authority of the Minister responsible for Statistics Canada. © Minister of Industry, 2000. Citation in newsprint, magazine, radio, and television reporting is permitted subject to the requirement that Statistics Canada is acknowledged as the source. Any other reproduction is permitted subject to the requirement that Statistics Canada is acknowledged as the source on all copies as follows: Statistics Canada, *The Daily*, catalogue 11-001E, along with date and page references.