



The Daily

Statistics Canada

Monday, October 2, 2000

For release at 8:30 a.m.

MAJOR RELEASES

There are no major releases today.

OTHER RELEASES

Employer pension plans (trusteed pension funds), first quarter, 2000	2
Intellectual property management in federal science-based departments, 1999–2000	2

NEW PRODUCTS

3

INDEX: September 2000



OTHER RELEASES

Employer pension plans (trusteed pension funds)

First quarter, 2000

The market value of the assets of employer-sponsored pension plans was \$587 billion at the end of the first quarter, a rise of 4% from the previous quarter.

Available on CANSIM: matrix 5749.

The first quarter 2000 issue of the publication *Quarterly estimates of trusteed pension funds* (74-001-XIB, \$14/\$47; 74-001-XPB, \$19/\$62) is now available. It provides data on the revenues, expenditures and assets of employer-sponsored pension plans as of March 31, 2000. It also contains a time series and analysis relating changes in the data to financial indicators. See *How to order products*.

For more information about the current survey results and related products and services, or to

enquire about the concepts, methods, or data quality of this release, contact Client Services (1-888-297-7355; 613-951-7355; fax: 613-951-3012; income@statcan.ca), Income Statistics Division. ■

Intellectual property management in federal science-based departments

1999–2000

Preliminary results from the intellectual property management annex to the Survey on Federal Science Expenditures and Personnel are now available.

For more information, or to enquire about the concepts, methods or data quality of this release, contact Michael Bordt (613-951-8585; fax: 613-951-9920; michael.bordt@statcan.ca), Science, Innovation and Electronic Information Division. ■

NEW PRODUCTS

Supply and disposition of crude oil and natural gas,
June 2000
Catalogue number 26-006-XPB (\$19/\$186).

Canada's international transactions in securities,
July 2000
Catalogue number 67-002-XIB (\$14/\$132).

Canada's international transactions in securities,
July 2000
Catalogue number 67-002-XPB (\$18/\$176).

Quarterly estimates of trustee pension funds, First
quarter 2000
Catalogue number 74-001-XIB (\$14/\$47).

Quarterly estimates of trustee pension funds, First
quarter 2000
Catalogue number 74-001-XPB (\$19/\$62).

All prices are in Canadian dollars and exclude sales
tax. Additional shipping charges apply for delivery
outside Canada.

Catalogue numbers with an -XIB or an -XIE extension
are Internet versions; those with -XMB or -XME are
microfiche; -XPB or -XPE are paper versions; -XDB are
electronic versions on diskette and -XCD are electronic
versions on compact disc.

How to order products

Order products by phone:

Please refer to the • Title • Catalogue number • Volume number • Issue number • Your VISA or MasterCard number.

In Canada and the United States call:

1-800-267-6677

From other countries call:

1-613-951-7277

To fax your order:

1-877-287-4369

Address changes or account inquiries:




1-800-700-1033

To order a product by mail write: Statistics Canada, Circulation Management, Dissemination Division, Ottawa, K1A 0T6.

Include a cheque or money order payable to **Receiver General of Canada/Publications**. Canadian customers
add 7% GST and applicable PST.

To order by Internet: write to order@statcan.ca or download an electronic version by accessing Statistics Canada's
Web site (www.statcan.ca), under the headings *Products and services*, *Downloadable publications*.

Authorized agents and bookstores also carry Statistics Canada's catalogued publications.

Catalogue 11-001E (if single) 11-001E/11-001E-001E-001E	
 The Daily Statistics Canada	
Thursday, June 5, 1997 For release at 8:30 a.m.	
MAJOR RELEASES	
<ul style="list-style-type: none"> Urban transit, 1995 Despite the emphasis on taking urban transit, Canadians are getting it less and less. In 1995, about 10 million took an average of about 10 trips on some form of urban transit, the lowest level in the past 25 years. 	2
<ul style="list-style-type: none"> Productivity, hourly compensation and unit labour cost, 1995 Growth in productivity among Canadian businesses was relatively weak again in 1995, accompanied by sluggish gains in employment and slow economic growth during the year. 	4
OTHER RELEASES	
<ul style="list-style-type: none"> High-wind index May 1997 	3
<ul style="list-style-type: none"> Short-term Expenditure Survey 	8
<ul style="list-style-type: none"> Steel primary forms, steel and/or May 31, 1997 	12
<ul style="list-style-type: none"> Egg production, April 1997 	13
PUBLICATIONS RELEASED	11
 	

Statistics Canada's official release bulletin

Catalogue 11-001E.


Published each working day by the Communications Division, Statistics Canada, 10-H, R.H. Coats Bldg., Tunney's Pasture, Ottawa, Ontario K1A 0T6.

To access *The Daily* on the Internet, visit our site at <http://www.statcan.ca>. To receive *The Daily* each morning by E-mail, send an E-mail message to listproc@statcan.ca. Leave the subject line blank. In the body of the message, type "subscribe daily firstname lastname".

Editor: Tom Vradenburg (613-951-1103, vradtom@statcan.ca)

Head of Official Release: Madeleine Simard (613-951-1088), simamad@statcan.ca

Published by authority of the Minister responsible for Statistics Canada. © Minister of Industry, 2000. Citation in newsprint, magazine, radio, and television reporting is permitted subject to the requirement that Statistics Canada is acknowledged as the source. Any other reproduction is permitted subject to the requirement that Statistics Canada is acknowledged as the source on all copies as follows: Statistics Canada, *The Daily*, catalogue 11-001E, along with date and page references.



The Daily

Statistics Canada

INDEX

September 2000

Subject	Reference period	Release date
Airport activity statistics	1999	September 28, 2000
Asphalt roofing	August 2000	September 28, 2000
Building permits	July 2000	September 5, 2000
Canada's international transactions in securities	July 2000	September 25, 2000
Canadian aerospace and defence sector	1999	September 15, 2000
Canadian economic observer	September 2000	September 21, 2000
Canadian international merchandise trade	July 2000	September 20, 2000
Canadian social trends	Autumn 2000	September 12, 2000
Canadian social trends: Children's participation in sports	Autumn 2000	September 12, 2000
Cement	July 2000	September 5, 2000
Cereals and oilseeds review	July 2000	September 28, 2000
Civil aviation operating statistics	June 2000	September 1, 2000
	July 2000	September 20, 2000
Coal and coke statistics	June 2000	September 1, 2000
	July 2000	September 29, 2000
Composite Index	August 2000	September 18, 2000
Construction type plywood	July 2000	September 19, 2000
Construction Union Wage Rate Index	August 2000	September 18, 2000
Consumer Price Index	August 2000	September 14, 2000
Crude oil and natural gas	July 2000	September 27, 2000
Crushing statistics	August 2000	September 19, 2000
Dairy statistics	July and August 2000	September 15, 2000
Deliveries of major grains	August 2000	September 25, 2000
Department store sales and stocks	July 2000	September 5, 2000
Divorces	1998	September 28, 2000
Domestic sales of refined petroleum products	July 2000	September 6, 2000
Education quarterly review	August 2000	September 1, 2000



Statistics
Canada

Statistique
Canada

Canada

INDEX: September 2000

Subject	Reference period	Release date
Educational staff of community colleges and vocational schools	1997/98	September 13, 2000
Egg production	July 2000	September 8, 2000
Electric power selling price indexes	May to August 2000	September 28, 2000
Electric power statistics	June 2000	September 1, 2000
	July 2000	September 29, 2000
Electric utility construction price indexes	1999 and first half 2000	September 7, 2000
Employment Insurance	July 2000	September 20, 2000
Employment, earnings and hours	July 2000	September 27, 2000
E-STAT: The ultimate interactive learning tool		September 15, 2000
Export and import price indexes	July 2000	September 20, 2000
Farm product prices	January to July 2000	September 13, 2000
For-hire motor carriers of freight, all carriers	First quarter 2000	September 7, 2000
Grain stocks	July 31, 2000	September 12, 2000
Gross domestic product at factor cost by industry	July 2000	September 29, 2000
Help-wanted Index	August 2000	September 6, 2000
Industrial capacity utilization rates	Second quarter 2000	September 8, 2000
Industrial chemicals and synthetic resins	July 2000	September 12, 2000
Industrial monitor on CD-ROM	September 2000	September 13, 2000
Industrial product and raw materials price indexes	August 2000	September 28, 2000
Input-output tables and gross domestic product	1996 and 1997	September 29, 2000
Inter-corporate ownership on CD-ROM	Third quarter 2000	September 18, 2000
Labour Force Survey	August 2000	September 8, 2000
Labour market and income data guide	2000	September 13, 2000
Light bulbs and tubes	August 2000	September 27, 2000
Migration	1998/99	September 26, 2000
Mineral wool including fibrous glass insulation	August 2000	September 27, 2000
Monthly railway carloadings	June 2000	September 19, 2000
Monthly Survey of Large Retailers	July 2000	September 22, 2000
Monthly Survey of Manufacturing	July 2000	September 19, 2000
Multifactor productivity	1999	September 26, 2000
National tourism indicators	Second quarter 2000	September 29, 2000
Natural gas sales	July 2000	September 20, 2000
New Housing Price Index	July 2000	September 11, 2000
New motor vehicle sales	July 2000	September 14, 2000
Occupational health surveillance in Canada: Cause-specific mortality among workers	1965 to 1991	September 7, 2000
Oils and fats	July 2000	September 12, 2000

INDEX: September 2000

Subject	Reference period	Release date
Particleboard, oriented strandboard and fibreboard	July 2000	September 19, 2000
Pension plans in Canada	January 1, 1999	September 22, 2000
Perspectives on labour and income	Autumn 2000	September 6, 2000
Pilot Survey of Information Technology Occupations	2000	September 29, 2000
Pipeline transportation of crude oil and refined petroleum products	June 2000	September 6, 2000
Population estimates	July 1, 2000	September 26, 2000
Postal area profiles	1998	September 15, 2000
Production and disposition of tobacco products	August 2000	September 26, 2000
Public sector employment	Second quarter 2000	September 20, 2000
Pulpwood and wood residue statistics	July 2000	September 26, 2000
Railway carloadings	Seven-day period ending August 7, 2000	September 8, 2000
	Seven-day period ending August 14, 2000	September 13, 2000
	Seven-day period ending August 21, 2000	September 26, 2000
Refined petroleum products	June 2000	September 1, 2000
	July 2000	September 22, 2000
Registered apprenticeship training	1998	September 19, 2000
Restaurant, caterers and taverns	July 2000	September 15, 2000
Retail trade	July 2000	September 21, 2000
Rural youth: Stayers, leavers and return migrants		September 5, 2000
Selected financial indexes	August 2000	September 18, 2000
Shipments of office furniture products	June 2000	September 21, 2000
Shipments of rolled steel	July 2000	September 14, 2000
Spending patterns in Canada	1998	September 8, 2000
Steel pipe and tubing	July 2000	September 7, 2000
Steel primary forms	Week ending August 26, 2000	September 1, 2000
	Week ending September 2, 2000	September 8, 2000
	Week ending September 9, 2000	September 14, 2000
	July 2000	September 14, 2000
	Week ending September 16, 2000	September 21, 2000
	Week ending September 23, 2000	September 28, 2000
Steel wire and specified wire products	July 2000	September 14, 2000
Stocks of frozen meat products	September 2000	September 28, 2000
Stocks of frozen poultry meat	September 1, 2000	September 20, 2000
The social policy simulation database and model		September 1, 2000
Travel between Canada and other countries	July 2000	September 15, 2000
Unemployment kaleidoscope	1980 to 1997	September 6, 2000
University tuition fees — errata	2000/01	September 11, 2000
Wholesale trade	July 2000	September 20, 2000

INDEX: September 2000

Subject	Reference period	Release date
Women in Canada	2000 2000	September 14, 2000 September 14, 2000
Youth custody and community services	1998/99	September 29, 2000