



The Daily

Statistics Canada

Wednesday, October 4, 2000

For release at 8:30 a.m.

MAJOR RELEASES

There are no major releases today.

OTHER RELEASES

Help-wanted Index, September 2000	2
Sawmills and planing mills, July 2000	2
Civil aviation financial statistics, second quarter 2000	2
Monthly railway carloadings, July 2000	2

NEW PRODUCTS

4



OTHER RELEASES

Help-wanted Index

September 2000

The Help-wanted Index (1996=100) rose by 2.4% in September to 174, the largest monthly increase in more than two years.

Led by Alberta (+3.1%), Quebec (+2.4%) and Ontario (+2.2%), the September index increased in all provinces except Saskatchewan (-0.7%) and Newfoundland (-0.5%).

Help-wanted Index

(1996=100)

	Sept.	Aug.	Sept.	Sept.	Aug.
	1999	2000	2000	1999 to Sept. 2000	to Sept. 2000
	seasonally adjusted and smoothed				
					% change
Canada	162	170	174	7.4	2.4
Newfoundland	169	198	197	16.6	-0.5
Prince Edward Island	191	235	235	23.0	0.0
Nova Scotia	168	163	165	-1.8	1.2
New Brunswick	185	192	194	4.9	1.0
Quebec	158	164	168	6.3	2.4
Ontario	181	186	190	5.0	2.2
Manitoba	169	166	169	0.0	1.8
Saskatchewan	133	138	137	3.0	-0.7
Alberta	140	163	168	20.0	3.1
British Columbia	135	143	145	7.4	1.4

Available on CANSIM: matrix 105 (levels 8, 9 and 10).

Note: The Help-wanted Index is compiled from the number of help-wanted ads published in 22 newspapers in 20 major metropolitan areas. The index is a measure of companies' intentions to hire new workers. These indices have been seasonally adjusted and smoothed to ease month-to-month comparisons.

For more information, or to enquire about the concepts, methods or data quality of this release, contact Justin Lacroix (613-951-4090; fax: 613-951-4087; labour@statcan.ca), Labour Statistics Division. ■

Sawmills and planing mills

July 2000

Sawmills produced 5 043.4 thousand cubic metres of lumber and ties in July, a 7.9% decrease from a revised total of 5 473.8 thousand cubic metres produced in July 1999.

Year-to-date production was 41 036.9 thousand cubic metres, up 1.2% from a revised total of 40 531.9 thousand cubic metres produced during the same period in 1999.

Available on CANSIM: matrices 53 and 122 (series 2).

The July 2000 issue of *Sawmills and planing mills* (35-003-XIB, \$9/\$86) is now available. See *How to order products*.

For more information, or to enquire about the concepts, methods or data quality of this release, contact Gilles Simard (613-951-3516; simales@statcan.ca), Manufacturing, Construction, and Energy Division. ■

Civil aviation financial statistics

Second quarter 2000

Air Canada reported a seasonally adjusted basic income of \$105 million in the second quarter. Basic income, or loss, is measured by combining the operating income (before capital gains, miscellaneous items and tax) with interest expenses and interest income.

Air Canada has reported incomes in almost all quarters in the last four years.

Canadian Airlines Ltd. reported a seasonally adjusted basic loss of \$70 million in the second quarter. Canadian Airlines Ltd. has not reported a quarterly basic income in more than two years.

Available on CANSIM: matrix 385 (series 7-9).

The second quarter civil aviation financial statistics for Air Canada and Canadian Airlines are now available in the October 2000 issue of *Aviation service bulletin* (51-004-XIB, \$8/\$82). A print-on-demand service is also available. See *How to order products*.

For more information, or to enquire about the concepts, methods and data quality of this release, contact Robert Lund (613-951-0125), Transportation Division. ■

Monthly railway carloadings

July 2000

The freight loaded by railways in July totalled 20.7 million metric tonnes (excluding intermodal traffic). This was an increase of 12.2% compared with July 1999. Intermodal

tonnage, represented by "containers on flat cars" and "trailers on flat cars," was 2.1 million metric tonnes, up 8.3% over the same period of 1999.

Available on CANSIM: matrix 1430.

The July 2000 issue of *Railway carloadings (monthly)* (52-001-XIE, \$8/\$77) is now available. See *How to order products*.

For more information, or to enquire about the concepts, methods or data quality of this release, contact J.R. Larocque (613-951-2486; fax: 613-951-0009; larocque@statcan.ca), Transportation Division. ■

NEW PRODUCTS

Cereals and oilseeds review, July 2000
Catalogue number **22-007-XIB** (\$11/\$112).

Cereals and oilseeds review, July 2000
Catalogue number **22-007-XPB** (\$15/\$149).

Sawmills and planing mills, July 2000
Catalogue number **35-003-XIB** (\$9/\$86).

Aviation service bulletin, Vol. 32, no. 8
Catalogue number **51-004-XIB** (\$8/\$82).

Railway carloadings (monthly), July 2000
Catalogue number **52-001-XIE** (\$8/\$77).

**Pipeline transportation of crude oil and refined
petroleum products**, July 2000
Catalogue number **55-001-XIB** (\$9/\$86).

Industry price indexes, July 2000
Catalogue number **62-011-XPB** (\$22/\$217).

All prices are in Canadian dollars and exclude sales tax. Additional shipping charges apply for delivery outside Canada.

Catalogue numbers with an -XIB or an -XIE extension are Internet versions; those with -XMB or -XME are microfiche; -XPB or -XPE are paper versions; -XDB are electronic versions on diskette and -XCD are electronic versions on compact disc.

How to order products

Order products by phone:

Please refer to the • Title • Catalogue number • Volume number • Issue number • Your VISA or MasterCard number.

In Canada and the United States call:

1-800-267-6677

From other countries call:

1-613-951-7277

To fax your order:

1-877-287-4369

Address changes or account inquiries:


1-800-700-1033

To order a product by mail write: Statistics Canada, Circulation Management, Dissemination Division, Ottawa, K1A 0T6.
Include a cheque or money order payable to **Receiver General of Canada/Publications**. Canadian customers add 7% GST and applicable PST.

To order by Internet: write to order@statcan.ca or download an electronic version by accessing Statistics Canada's Web site (www.statcan.ca), under the headings *Products and services*, *Downloadable publications*.

Authorized agents and bookstores also carry Statistics Canada's catalogued publications.

Catalogue 11-001E (F) (English) 11-001E/11-001E-001E-001E



Statistics Canada

Thursday, June 5, 1997
For release at 8:30 a.m.



MAJOR RELEASES

- **Urban transit, 1995** 2
Despite the emphasis on taking urban transit, Canadians are taking it less and less. In 1996, about 1.4 billion trips, an average of about 4.5 per person, were taken on some form of urban transit, the lowest level in the past 25 years.
- **Productivity, hourly compensation and unit labour cost, 1996** 4
Growth in productivity among Canadian businesses was relatively weak again in 1996 accompanied by sluggish gains in employment and slow economic growth during the year.

OTHER RELEASES

- **High-waged Index, May 1997** 3
- **Short-term Expectations Survey** 8
- **Steel primary forms, season ending May 31, 1997** 12
- **Egg production, April 1997** 13

PUBLICATIONS RELEASED 11

Statistics Canada's official release bulletin

Catalogue 11-001E.

Published each working day by the Communications Division, Statistics Canada, 10-H, R.H. Coats Bldg., Tunney's Pasture, Ottawa, Ontario K1A 0T6.

To access *The Daily* on the Internet, visit our site at <http://www.statcan.ca>. To receive *The Daily* each morning by E-mail, send an E-mail message to listproc@statcan.ca. Leave the subject line blank. In the body of the message, type "subscribe daily firstname lastname".

Editor: Tom Vradenburg (613-951-1103, vradtom@statcan.ca)

Head of Official Release: Madeleine Simard (613-951-1088), simamad@statcan.ca

Published by authority of the Minister responsible for Statistics Canada. © Minister of Industry, 2000. Citation in newsprint, magazine, radio, and television reporting is permitted subject to the requirement that Statistics Canada is acknowledged as the source. Any other reproduction is permitted subject to the requirement that Statistics Canada is acknowledged as the source on all copies as follows: Statistics Canada, *The Daily*, catalogue 11-001E, along with date and page references.