



# The Daily

Statistics Canada

**Monday, November 6, 2000**

For release at 8:30 a.m.

---

## MAJOR RELEASES

---

There are no major releases today.

---

## OTHER RELEASES

---

Pipeline transportation of crude oil and refined petroleum products, August 2000	2
Steel wire and specified wire products, September 2000	2
Shipments of solid fuel-burning heating products, third quarter 2000	2

---

## NEW PRODUCTS

---



---

## OTHER RELEASES

---

### **Pipeline transportation of crude oil and refined petroleum products**

August 2000

Net receipts of crude oil and equivalent hydrocarbons totalled 13 663 413 cubic metres in August, up 4.9% from August 1999. Year-to-date receipts to the end of August 2000 were 105 433 261 cubic metres, up 7.5% from the same period in 1999. Net receipts of liquefied petroleum gases and refined petroleum products totalled 7 013 086 cubic metres in August, up 5.3% from August 1999. Year-to-date receipts were 54 546 428 cubic metres, up 5.3% from the same period in 1999.

Pipeline exports of crude oil totalled 6 249 815 cubic metres, an increase of 6.4% from August 1999, and pipeline imports were 2 359 030 cubic metres, an increase of 31.6%. Year-to-date exports were 48 773 487 cubic metres, up 11.3% from 1999. Year-to-date imports stood at 17 151 957 cubic metres, a rise of 27.9%.

August deliveries of crude oil by pipeline to Canadian refineries totalled 6 185 116 cubic metres, an increase of 0.3% from August 1999. Deliveries of liquefied petroleum gases and refined petroleum products were 599 196 cubic metres, up 4.7% from August 1999. Year-to-date deliveries of crude oil to refineries at the end of August 2000 totalled 46 914 711 cubic metres, up 3.7% from the same period in 1999.

**Available on CANSIM: matrices 181, and 591-595.**

The August 2000 issue of *Pipeline transportation of crude oil and refined petroleum products* (55-001-XIB, \$9/\$86) is now available. See *How to order products*.

For more information, or to enquire about the concepts, methods or data quality of this release, contact Eleonore Harding (613-951-5708; [hardele@statcan.ca](mailto:hardele@statcan.ca)), Manufacturing, Construction and Energy Division. ■

### **Steel wire and specified wire products**

September 2000

Shipments of steel wire and specified wire products totalled 61 373 tonnes in September, down 14.9% from 72 108 tonnes in September 1999. Production and export market data for selected commodities are also available.

**Available on CANSIM: matrix 122 (series 19).**

The September 2000 issue of *Steel wire and specified wire products* (41-006-XIB, \$5/\$47) is now available. See *How to order products*.

For more information, or to enquire about the concepts, methods or data quality of this release, contact Greg Milsom (613-951-7093; [milsomg@statcan.ca](mailto:milsomg@statcan.ca)), Manufacturing, Construction and Energy Division. ■

### **Shipments of solid fuel-burning heating products**

Third quarter 2000

Shipments of solid fuel-burning heating products totalled \$21.7 million in the third quarter, a decrease of 33.3% from the \$32.5 million shipped during the third quarter of 1999.

The quantities for these shipments are also available.

The third quarter 2000 issue of *Shipments of solid fuel-burning heating products* (25-002-XIB, \$6/\$19) is now available. See *How to order products*.

For more information, or to enquire about the concepts, methods or data quality of this release, contact Greg Milsom (613-951-7093; [milsomg@statcan.ca](mailto:milsomg@statcan.ca)), Manufacturing, Construction and Energy Division. ■

---

## NEW PRODUCTS

---

**Gross domestic product by industry**, August 2000  
**Catalogue number 15-001-XIE** (\$11/\$110).

**Shipments of solid fuel-burning heating products**,  
Third quarter 2000  
**Catalogue number 25-002-XIB** (\$6/\$19).

**Steel wire and specified wire products**,  
September 2000  
**Catalogue number 41-006-XIB** (\$5/\$47).

**Coal and coke statistics**, August 2000  
**Catalogue number 45-002-XIB** (\$9/\$85).

**Pipeline transportation of crude oil and refined  
petroleum products**, August 2000  
**Catalogue number 55-001-XIB** (\$9/\$86).

**Electric power statistics**, August 2000  
**Catalogue number 57-001-XIB** (\$9/\$85).

**Exports by commodity**, August 2000  
**Catalogue number 65-004-XMB** (\$37/\$361).

**Exports by commodity**, August 2000  
**Catalogue number 65-004-XPB** (\$78/\$773).

**Employment, earnings and hours**, August 2000  
**Catalogue number 72-002-XIB** (\$24/\$240).

**All prices are in Canadian dollars and exclude sales  
tax. Additional shipping charges apply for delivery  
outside Canada.**

Catalogue numbers with an -XIB or an -XIE extension  
are Internet versions; those with -XMB or -XME are  
microfiche; -XPB or -XPE are paper versions; -XDB are  
electronic versions on diskette and -XCD are electronic  
versions on compact disc.

---

### How to order products

---

**Order products by phone:**

Please refer to the • Title • Catalogue number • Volume number • Issue number • Your VISA or MasterCard number.

In Canada and the United States call:

**1-800-267-6677**

From other countries call:

**1-613-951-7277**

To fax your order:

**1-877-287-4369**

Address changes or account inquiries:




**1-800-700-1033**

**To order a product by mail write:** Statistics Canada, Circulation Management, Dissemination Division, Ottawa, K1A 0T6.  
Include a cheque or money order payable to **Receiver General of Canada/Publications**. Canadian customers  
add 7% GST and applicable PST.

**To order by Internet:** write to [order@statcan.ca](mailto:order@statcan.ca) or download an electronic version by accessing Statistics Canada's  
Web site ([www.statcan.ca](http://www.statcan.ca)), under the headings *Products and services*, *Downloadable publications*.

**Authorized agents and bookstores also carry Statistics Canada's catalogued publications.**

---

Catalogue 11-001E (F) English 11-001E/11-001E-001E-001E	
 <b>The Daily</b>	
Statistics Canada	
Thursday, June 3, 1997 For release at 9:30 a.m.	
<b>MAJOR RELEASES</b>	
• <b>Urban transit, 1996</b> Despite the emphasis on taking urban transit, Canadians are using it less and less. In 1996, each Canadian took an average of about 2.1 trips on some form of urban transit, the lowest level in the past 25 years.	2
• <b>Productivity, hourly compensation and unit labour cost, 1996</b> Growth in productivity among Canadian businesses was modestly weak again in 1996, accompanied by sluggish gains in employment and slow economic growth during the year.	4
<b>OTHER RELEASES</b>	
• <b>Help-wanted index, May 1997</b>	3
• <b>Short-term Expectations Survey</b>	2
• <b>Steel primary forms, steel ending May 31, 1997</b>	12
• <b>Ugg producer, Apr. 1997</b>	13
<b>PUBLICATIONS RELEASED</b>	11
 	

## Statistics Canada's official release bulletin

Catalogue 11-001E.

Published each working day by the Communications Division, Statistics Canada, 10-H, R.H. Coats Bldg., Tunney's Pasture, Ottawa, Ontario K1A 0T6.

To access *The Daily* on the Internet, visit our site at <http://www.statcan.ca>. To receive *The Daily* each morning by E-mail, send an E-mail message to [listproc@statcan.ca](mailto:listproc@statcan.ca). Leave the subject line blank. In the body of the message, type "subscribe daily firstname lastname".

Editor: Tom Vradenburg (613-951-1103, [vradtom@statcan.ca](mailto:vradtom@statcan.ca))

Head of Official Release: Madeleine Simard (613-951-1088), [simamad@statcan.ca](mailto:simamad@statcan.ca)

Published by authority of the Minister responsible for Statistics Canada. © Minister of Industry, 2000. Citation in newsprint, magazine, radio, and television reporting is permitted subject to the requirement that Statistics Canada is acknowledged as the source. Any other reproduction is permitted subject to the requirement that Statistics Canada is acknowledged as the source on all copies as follows: Statistics Canada, *The Daily*, catalogue 11-001E, along with date and page references.