



The Daily

Statistics Canada

Friday, December 8, 2000

For release at 8:30 a.m.

MAJOR RELEASES

There are no major releases today.

OTHER RELEASES

Annual Survey of Manufactures, 1998	2
Steel pipe and tubing, October 2000	2
Industrial monitor on CD-ROM, December 2000	3
Egg production, October 2000	3
Farm product prices, January to October 2000	3
Innovation and training in new firms	3

NEW PRODUCTS

4

REGIONAL REFERENCE CENTRES

6

RELEASE DATES: December 11 to 15

7



OTHER RELEASES

Annual Survey of Manufactures 1998

The Annual Survey of Manufactures has adopted the North American Industry Classification System (NAICS) for its 1998 reference year. Previous years' data have been re-aggregated to the new classification system back to 1990. Information on over 250 different industries will be provided. Principal statistics for each industry are released on CANSIM as they become available. Data for the industries listed in the following table are now available for Canada. Data for have now been released for 76 industries.

Available on CANSIM: matrices 11821, 11823, 11824, 11826, 11875, 11876, 11878, 11879, 11881, 11883,

11885, 11887, 11889, 11890, 11891, 11894, 11896 and 11898.

Data for the industries listed in the table will appear in *Manufacturing industries of Canada: National and provincial areas* (31-203-XPB, \$68). The 1998 issue of this publication will be available shortly. See *How to order products*. Industry review papers are accessible on Statistics Canada's Web site (www.statcan.ca). From the *Products and services* page, choose *Research papers (free)*, then *Manufacturing*.

For more information, or enquire about the concepts, methods or data quality of this release, call David Beaulieu (613-951-9497; fax: 613-951-9499; manufact@statcan.ca), Manufacturing, Construction and Energy Division.

Value of shipments

	NAICS	1997	1998	1997 to 1998
		\$ millions		% change
Petroleum refineries	324110	19,047.6	14,449.1	-24.1
Asphalt paving mixture and block manufacturing	324121	415.8	408.0	-1.9
Asphalt shingle and coating materials manufacturing	324122	536.9	566.3	5.5
Other petroleum and coal products manufacturing	324190	932.6	901.1	-3.4
Unsupported plastic bag manufacturing	326111	1,168.1	1,204.7	3.1
Unsupported plastic film and sheet manufacturing	326114	1,160.5	1,234.3	6.4
Unsupported plastic profile shape manufacturing	326121	740.3	840.4	13.5
Plastic pipe and pipe fitting manufacturing	326122	799.4	821.4	2.7
Laminated plastic plate, sheet and shape manufacturing	326130	563.3	649.8	15.4
Polystyrene foam product manufacturing	326140	295.0	366.6	24.3
Urethane and other foam product (except polystyrene) manufacturing	326150	431.7	407.6	-5.6
Plastic bottle manufacturing	326160	525.6	588.8	12.0
Plastic plumbing fixture manufacturing	326191	282.6	321.4	13.7
Motor vehicle plastic parts manufacturing	326193	2,296.1	2,376.7	3.5
All other plastic products manufacturing	326198	3,974.8	4,008.6	0.9
Tire manufacturing	326210	1,810.1	1,904.8	5.2
Rubber and plastic hose and belting manufacturing	326220	502.2	533.8	6.3
Other rubber products manufacturing	326290	1,954.4	2,102.3	7.6

Steel pipe and tubing

October 2000

Steel pipe and tubing production for October totalled 235 178 tonnes, a 5.7% decrease from 249 341 tonnes in October 1999.

Year-to-date production to the end of October totalled 2 234 329 tonnes, up 9.5% from 2 039 838 tonnes in the same period of 1999.

Available on CANSIM: matrix 35.

For more information or to enquire about the concepts, methods, and data quality of this release, contact Jean-Marie Houle (613-951-4925; houlejm@statcan.ca), Manufacturing, Construction and Energy Division.

Industrial monitor on CD-ROM

December 2000

The *Industrial monitor on CD-ROM* offers up-to-date data on more than 150 manufacturing industries and 33 other industries covering construction, wholesale trade and retail trade. This information is offered for 25 sectors, and can be purchased by individual sector or as a complete package.

For each industry, up to 50 variables are organized in the Table Viewer according to five table types: supply, demand, price, labour/employment, and investment/capital stock. The underlying database is also available via the Series Browser for more extensive time-series analysis and inter-industry comparisons.

The *Industrial monitor on CD-ROM* is linked to the Standard Industrial Classification manual, provides pop-up textual descriptions for every series and embodies consistent data conventions — all features designed to make analysis easy and accurate. State-of-the-art functions offer searching, graphing, viewing, exporting and transforming capabilities, providing you the information quickly and easily.

The December 2000 issue of the *Industrial monitor on CD-ROM* is now available. An annual subscription (one CD-ROM per month) to the full package (15F0015XCB) costs \$995, a savings of more than 80% off the annual subscription price of \$258 per individual sector.

For more information, or to request a free demonstration CD-ROM, contact Yolande Chantigny (1-800-887-IMAD [4623]; 613-951-IMAD [4623]; fax: 613-951-3688; imad@statcan.ca), Industry Measures and Analysis Division, or contact your nearest Statistics Canada Regional Reference Centre. ■

Egg production

October 2000 (preliminary)

Egg production estimates for October are now available.

Available on CANSIM: matrices 1145, 1146 and 5689-5691.

To order *Production of eggs* (23-003-XPB; \$110), contact Julie Gordon (613-951-5039), Agriculture Division.

For more information, or to enquire about the concepts, methods or data quality of this release, contact Sandy Giefeldt (613-951-2505), or Gilles Beaudry (613-951-6480), Agriculture Division. ■

Farm product prices

January to October 2000

Monthly farm product prices for January to October are now available.

For more information, or to enquire about the concepts, methods or data quality of this release, contact Bernie Rosien (613-951-2441; fax: 613-951-3868), Agriculture Division. ■

Innovation and training in new firms

An analytical report, "Innovation and training in new firms," is available today. The report describes the environment and the characteristics of new businesses that survive and grow. The report focuses on two issues: new firms' propensity to innovate, and the extent to which their growth depends on their innovativeness; and the extent to which the emphasis the firm places on worker skills complements innovation and aids growth.

Research paper no. 123, "Innovation and training in new firms" (11F0019MPE, free), is now available. To obtain a copy, contact Louise Laurin (613-951-4676) or visit the Statistics Canada Web site (www.statcan.ca). From the *Products and services* page, choose *Research papers (free)* then *Social conditions*.

For more information, or to enquire about the concepts, methods or data quality of this release, contact John Baldwin (613-951-8588), Micro Economic Studies and Analysis Division. ■

NEW PRODUCTS

Infomat — A weekly review, December 8, 2000
Catalogue number 11-002-XIE (\$3/\$109).

Infomat — A weekly review, December 8, 2000
Catalogue number 11-002-XPE (\$4/\$145).

Innovation and training in new firms, 1982–1990,
no. 123
Catalogue number 11F0019MPE
(Free).

**The transition to work for Canadian university
graduates: Time to first job**, 1982–1990, no. 141
Catalogue number 11F0019MPE
(Free).

Industrial monitor on CD-ROM, December 2000
Catalogue number 15F0015XCB (\$995).

Egg production, October 2000
Catalogue number 23-003-XPB (\$110).

Supply and disposition of crude oil and natural gas,
August 2000
Catalogue number 26-006-XPB (\$19/\$186).

Non-metallic mineral mining and quarrying, 1998
Catalogue number 26-226-XIB
(Free).

Production and shipments of steel pipe and tubing,
October 2000
Catalogue number 41-011-XIB (\$5/\$47).

**All prices are in Canadian dollars and exclude sales
tax. Additional shipping charges apply for delivery
outside Canada.**

Catalogue numbers with an -XIB or an -XIE extension
are Internet versions; those with -XMB or -XME are
microfiche; -XPB or -XPE are paper versions; -XDB are
electronic versions on diskette and -XCD are electronic
versions on compact disc.

How to order products

Order products by phone:

Please refer to the • Title • Catalogue number • Volume number • Issue number • Your VISA or MasterCard number.

In Canada and the United States call:

1-800-267-6677

From other countries call:

1-613-951-7277

To fax your order:

1-877-287-4369

Address changes or account inquiries:

1-800-700-1033


To order a product by mail write: Statistics Canada, Circulation Management, Dissemination Division, Ottawa, K1A 0T6.

Include a cheque or money order payable to **Receiver General of Canada/Publications**. Canadian customers
add 7% GST and applicable PST.

To order by Internet: write to order@statcan.ca or download an electronic version by accessing Statistics Canada's
Web site (www.statcan.ca), under the headings *Products and services*, *Downloadable publications*.

Authorized agents and bookstores also carry Statistics Canada's catalogued publications.

Catalogue 11-001E (F) (English) 11-001E/11-001E-001E-001E



Statistics Canada

Thursday, June 5, 1997
For release at 8:30 a.m.



MAJOR RELEASES

- **Urban transit, 1995** 2
Despite the emphasis on taking urban transit, Canadians are getting it less and less. In 1995, about 1.5 billion trips were taken on some form of urban transit, the lowest level in the past 25 years.
- **Productivity, hourly compensation and unit labour cost, 1995** 4
Growth in productivity among Canadian businesses was relatively weak again in 1995 accompanied by sluggish gains in employment and slow economic growth during the year.

OTHER RELEASES

- **High-waged Index, May 1997** 3
- **Short-term Expectations Survey** 8
- **Steel primary forms, season ending May 31, 1997** 12
- **Egg production, April 1997** 11

PUBLICATIONS RELEASED 11



Statistics Canada's official release bulletin

Catalogue 11-001E.

Published each working day by the Communications Division, Statistics Canada, 10-H, R.H. Coats Bldg., Tunney's Pasture, Ottawa, Ontario K1A 0T6.

To access *The Daily* on the Internet, visit our site at <http://www.statcan.ca>. To receive *The Daily* each morning by E-mail, send an E-mail message to listproc@statcan.ca. Leave the subject line blank. In the body of the message, type "subscribe daily firstname lastname".

Editor: Tom Vradenburg (613-951-1103, vradtom@statcan.ca)

Head of Official Release: Madeleine Simard (613-951-1088), simamad@statcan.ca

Published by authority of the Minister responsible for Statistics Canada. © Minister of Industry, 2000. Citation in newsprint, magazine, radio, and television reporting is permitted subject to the requirement that Statistics Canada is acknowledged as the source. Any other reproduction is permitted subject to the requirement that Statistics Canada is acknowledged as the source on all copies as follows: Statistics Canada, *The Daily*, catalogue 11-001E, along with date and page references.

REGIONAL REFERENCE CENTRES

Statistics Canada's Regional Reference Centres offer a full range of the Agency's products and services. Each reference centre is equipped with a library and sales counter where you can consult or purchase publications, diskettes, CD-ROM discs, microfiche, maps and more.

Each centre has facilities to retrieve information from CANSIM, Statistics Canada's data retrieval system. A telephone inquiry service is available with toll-free access for those located outside local calling areas. Many other valuable services—from seminars to consultations—are also offered. For information, contact your nearest Regional Reference Centre.

Newfoundland and Labrador, Nova Scotia, Prince Edward Island and New Brunswick

Advisory Services
Statistics Canada
1741 Brunswick Street
2nd Floor, Box 11
Halifax, Nova Scotia
B3J 3X8
Local calls: (902) 426-5331
Toll free: 1-800-263-1136
Fax: 1-902-426-9538
E-mail: atlantic.info@statcan.ca

Quebec and Nunavut

Advisory Services
Statistics Canada
4th Floor, East Tower
Guy Favreau Complex
200 René Lévesque Blvd. W.
Montréal, Québec
H2Z 1X4
Local calls: (514) 283-5725
Toll free: 1-800-263-1136
Fax: 1-514-283-9350

National Capital Region

Statistical Reference Centre (NCR)
Statistics Canada
Lobby, R.H. Coats Building
Holland Avenue
Tunney's Pasture
Ottawa, Ontario
K1A 0T6
Local calls: (613) 951-8116
Fax: 1-613-951-0581
E-mail: infostats@statcan.ca

Ontario

Advisory Services
Statistics Canada
10th Floor
Arthur Meighen Building
25 St. Clair Avenue East
Toronto, Ontario
M4T 1M4
Local calls: (416) 973-6586
Toll free: 1-800-263-1136
Fax: 1-416-973-7475

Manitoba

Advisory Services
Statistics Canada
Via Rail Building, Suite 200
123 Main Street
Winnipeg, Manitoba
R3C 4V9
Local calls: (204) 983-4020
Toll free: 1-800-263-1136
Fax: 1-204-983-7543
E-mail: statswpg@solutions.net

Saskatchewan

Advisory Services
Statistics Canada
Park Plaza, Suite 440
2365 Albert Street
Regina, Saskatchewan
S4P 4K1
Local calls: (306) 780-5405
Toll free: 1-800-263-1136
Fax: 1-306-780-5403
E-mail: statcan@sk.sympatico.ca

Southern Alberta

Advisory Services
Statistics Canada
Discovery Place, Room 201
3553-31 Street N.W.
Calgary, Alberta
T2L 2K7
Local calls: (403) 292-6717
Toll free: 1-800-263-1136
Fax: 1-403-292-4958
E-mail: degagnej@cadvision.com

Northern Alberta and the Northwest Territories

Advisory Services
Statistics Canada
15th Floor, Park Square
10001 Bellamy Hill
Edmonton, Alberta
T5J 3B6
Local calls: (780) 495-3027
Toll free: 1-800-263-1136
Fax: 1-780-495-5318
E-mail:
Johane.Tremblay@a.statcan.ca

British Columbia and the Yukon

Advisory Services
Statistics Canada
Library Square Tower, Suite 600
300 West Georgia Street
Vancouver, B.C.
V6B 6C7
Local calls: (604) 666-3691
Toll free: 1-800-263-1136
Fax: 1-604-666-4863

National toll-free enquiries line (Canada and the United States): 1-800-263-1136
Toll-free order-only line (Canada and the United States): 1-800-267-6677
Toll-free fax order line (Canada and the United States): 1-877-287-4369
Toll-free telecommunications device for the hearing impaired: 1-800-363-7629

RELEASE DATES: DECEMBER 11 TO 15

December 11 to 15
(Release dates are subject to change.)

Release date	Title	Reference period
11	Perspectives on labour and income	December 2000
11	New Housing Price Index	October 2000
12	Survey of Household Spending	1999
13	Neighbourhood inequality in Canadian cities	1980–1995
14	Consumer Price Index	November 2000
14	New motor vehicle sales	October 2000
15	Composite Index	November 2000
15	Travel between Canada and other countries	October 2000
