



# The Daily

Statistics Canada

**Friday, February 11, 2000**

For release at 8:30 a.m.

---

## MAJOR RELEASES

---

There are no major releases today.

---

## OTHER RELEASES

---

Machinery and Equipment Price Index, fourth quarter 1999	2
Oils and fats, December 1999	2
Dairy statistics, December 1999 and January 2000	3
Industrial monitor on CD-ROM, February 2000	3

---

<b>PUBLICATIONS RELEASED</b>	<b>4</b>
------------------------------	----------

---

---

<b>REGIONAL REFERENCE CENTRES</b>	<b>6</b>
-----------------------------------	----------

---

---

<b>RELEASE DATES: February 14 to 18</b>	<b>7</b>
---	----------

---



## OTHER RELEASES

### Machinery and Equipment Price Index

Fourth quarter 1999

The Machinery and Equipment Price Index (MEPI) stood at 132.1 for the fourth quarter of 1999 (1986=100), up 0.4% from the previous quarter. Both the domestic (+0.1%) and imported (+0.5%) components increased. Compared with the fourth quarter of 1998, the overall index decreased 1.1% due to a 2.3% drop in the imported component, while the domestic component increased 0.4%.

The quarterly increase in the MEPI was due to advances in manufacturing (+0.4%), agriculture (+0.7%) and community, business and personal services (+1.0%). For the advance in manufacturing, the largest contributors were chemicals (+0.4%), primary metals (+0.5%), paper and allied products (+0.3%) and food and beverages (+0.5%).

Year-over-year, the largest contributors to the quarterly price decrease in the MEPI were manufacturing (-1.4%), transport (-1.4%), and community, business and personal services (-1.3%). Meanwhile, agriculture increased 0.8%. The decreases in paper and allied products (-2.1%), printing and publishing (-0.5%), and chemicals (-1.4%) were the largest contributors to the manufacturing decrease. The transportation decrease was due to telephones (-2.8%), electric power (-1.8%) and air transport (-3.4%).

Compared with the third quarter of 1999, only three products contributed substantially to the increase of the MEPI: commercial trucks and tractors (+1.6%), passenger automobiles (+2.0%) and specialized industrial equipment (+0.4%). Decreases for the parts in aircraft modifications (-2.3%) and telephone equipment (-1.0%) eased the price advance.

The quarterly exchange rate of the Canadian dollar versus the U.S. dollar was up to 67.7 cents U.S., a slight increase (+0.05%) from the preceding quarter and up 4.5% on a year-over-year basis.

### Machinery and Equipment Price Index (1986=100)

	Relative importance	Fourth quarter 1999 <sup>P</sup>	Third to fourth quarter 1999	Fourth quarter 1998 to fourth quarter 1999
			% change	
<b>Machinery and Equipment Price Index</b>	<b>100.0</b>	<b>132.1</b>	<b>0.4</b>	<b>-1.1</b>
Agriculture	11.0	159.5	0.7	0.8
Forestry	1.5	144.8	0.3	0.7
Fishing	0.6	127.0	-0.7	-2.8
Mines, quarries and oil wells	6.0	134.7	0.3	-1.6
Manufacturing	29.9	139.8	0.4	-1.4
Construction	3.5	138.7	0.4	-1.5
Transportation, communication, storage and utilities	25.9	123.0	-0.1	-1.4
Trade	4.0	119.4	0.6	-1.2
Finance, insurance and real estate	1.8	108.9	0.2	-1.2
Community, business and personal services	11.1	110.2	1.0	-1.3
Public administration	4.7	128.7	0.2	-2.1

<sup>P</sup> Preliminary figures.

### Available on CANSIM: 2023-2025.

The fourth quarter issue of *Construction price statistics* (62-007-XPB, \$24/\$79) will be available in March. See *How to order publications*.

For more information, or to enquire about the concepts, methods, and data quality of this release, contact Louise Chainé (613-951-3350; fax 613-951-1539; [infounit@statcan.ca](mailto:infounit@statcan.ca)), Client Services Unit, Prices Division. ■

### Oils and fats

December 1999

Production of all types of deodorized oils in December totalled 93 200 tonnes, down 9.5% from 103 040 tonnes in November. Year-to date production for December 1999 was 1 124 007 tonnes, down 9.8% compared with 1 246 237 tonnes for 1998.

Domestic sales of deodorized margarine oil totalled 8 791 tonnes. Sales of deodorized shortening oil were 25 492 tonnes and those of deodorized salad oil amounted to 31 254 tonnes in December 1999.

### Available on CANSIM: matrix 185.

The December 1999 issue of *Oils and fats* (32-006-XIB, \$5/\$47) is now available. See *How to order publications*.

For more information, or to enquire about the concepts, methods and data quality of this release, contact Peter Zylstra (613 951-3511; [zylspet@statcan.ca](mailto:zylspet@statcan.ca)), Manufacturing, Construction and Energy Division. ■

### Dairy statistics

December 1999 and January 2000 (preliminary)

Dairy statistics for December 1999 and January 2000 are now available.

**Available on CANSIM: matrices 3428, 5632-5638, 5650-5661, 5664-5667 and 5673.**

These data will be included in the October-December 1999 issue of *The dairy review* (23-001-XPB, \$36/\$119; 23-001-XIB, \$27/\$89), which will be released in February. See *How to order publications*.

For more information, or to enquire about the concepts, methods or data quality for this release, contact Anna Michalowska (613-951-2442; 1 800 465-1991; fax: 613-951-3868), Agriculture Division. ■

### Industrial monitor on CD-ROM

February 2000

The *Industrial monitor on CD-ROM* offers up-to-date data on more than 150 manufacturing industries and 33 other industries covering construction, wholesale trade and retail trade. This information is offered for 25 sectors, and can be purchased by individual sector or as a complete package.

For each industry, up to 50 variables are organized in the table viewer according to five table types: supply, demand, price, labour/employment, and investment/capital stock. The underlying database is also available via the series browser for more extensive time-series analysis and inter-industry comparisons.

The *Industrial monitor on CD-ROM* is linked to the Standard Industrial Classification manual, provides pop-up textual descriptions for every series and embodies consistent data conventions — all features designed to make analysis easy and accurate. State-of-the-art functions offer searching, graphing, viewing, exporting and transforming capabilities, providing you the information quickly and easily.

The February 2000 issue of the *Industrial monitor on CD-ROM* is now available. An annual subscription (one CD-ROM per month) to the full package (15F0015XCB) costs \$995, a savings of more than 80% off the annual subscription price of \$258 per individual sector.

For more information, or to request a free demonstration CD-ROM, contact Yolande Chantigny (1 800 887-IMAD (4623); 613-951-IMAD (4623); fax: 613-951-3688; [imad@statcan.ca](mailto:imad@statcan.ca)), Industry Measures and Analysis Division, or contact your nearest Statistics Canada Regional Reference Centre. ■

---

## PUBLICATIONS RELEASED

---

**Infomat - A weekly review**, February 11, 2000  
**Catalogue number 11-002-XIE**  
(Canada: \$3/\$109).

**Cable television**, 1998  
**Catalogue number 56-001-XIB**  
(Canada: \$10/\$32).

**Infomat - A weekly review**, February 11, 2000  
**Catalogue number 11-002-XPE**  
(Canada: \$4/\$145; outside Canada: US\$4/US\$145).

**Retail trade**, November 1999  
**Catalogue number 63-005-XIB**  
(Canada: \$16/\$155).

**Oils and fats**, December 1999  
**Catalogue number 32-006-XIB**  
(Canada: \$5/\$47).

**Retail trade**, November 1999  
**Catalogue number 63-005-XPB**  
(Canada: \$21/\$206; outside Canada: US\$21/US\$206).

**Industrial chemicals and synthetic resins**,  
December 1999  
**Catalogue number 46-002-XIB**  
(Canada: \$5/\$47).

**All prices exclude sales tax.**

Catalogue numbers with an -XIB or an -XIE extension are Internet versions; those with -XMB or -XME are microfiche; and -XPB or -XPE denote a paper version.

### How to order publications

Simplify your data search with the *Statistics Canada Catalogue* (11-204-XPE, \$16; outside Canada: US\$16).

Its keyword index will guide you to statistics on Canada's social and economic activity.

**Order publications by phone:**

Please refer to the • Title • Catalogue number • Volume number • Issue number • Your VISA or MasterCard number.

In Canada and the United States call:

**1-800-267-6677**

From other countries call:

**1-613-951-7277**

To fax your order:

**1-877-287-4369**

Address changes or account inquiries:


**1-800-700-1033**

**To order a publication by mail write:** Statistics Canada, Circulation Management, Operations and Integration Division, Ottawa, K1A 0T6. Include a cheque or money order payable to **Receiver General of Canada/Publications**. Canadian customers add 7% GST and applicable PST.

**To order by Internet:** write to [order@statcan.ca](mailto:order@statcan.ca) or download an electronic version by accessing Statistics Canada's Web site ([www.statcan.ca](http://www.statcan.ca)), under the headings *Products and services*, *Downloadable publications*.

**Authorized agents and bookstores also carry Statistics Canada's catalogued publications.**

Catalogue 11-001E (F) (en) (F) 11-001E/11-001E(EN/FR)-01E



Statistics Canada

Thursday, June 3, 1997  
For release at 9:30 a.m.



**MAJOR RELEASES**

- **Urban transit, 1996** 2  
Despite the emphasis on taking urban transit, Canadians are using it less and less. In 1996, each Canadian took an average of about 20 trips on some form of urban transit, the lowest level in the past 25 years.
- **Productivity, hourly compensation and unit labour cost, 1996** 4  
Growth in productivity among Canadian businesses was relatively weak again in 1996, accompanied by sluggish gains in employment and slow economic growth during the year.

**OTHER RELEASES**

- **Help-wanted index, May 1997** 3
- **Short-term Expectations Survey** 2
- **Steel primary forms, week ending May 31, 1997** 12
- **Egg production, Apr. 1997** 12

**PUBLICATIONS RELEASED** 11



### Statistics Canada's official release bulletin

Catalogue 11-001E.

Published each working day by the Communications Division, Statistics Canada, 10-H, R.H. Coats Bldg., Tunney's Pasture, Ottawa, Ontario K1A 0T6.

To access *The Daily* on the Internet, visit our site at <http://www.statcan.ca>. To receive *The Daily* each morning by E-mail, send an E-mail message to [listproc@statcan.ca](mailto:listproc@statcan.ca). Leave the subject line blank. In the body of the message, type "subscribe daily firstname lastname".

Editor: Dan Smythe (613-951-1103, [smytdan@statcan.ca](mailto:smytdan@statcan.ca))

Head of Official Release: Chantal Prévost (613-951-1088), [prevcha@statcan.ca](mailto:prevcha@statcan.ca)

Published by authority of the Minister responsible for Statistics Canada. © Minister of Industry, 2000. Citation in newsprint, magazine, radio, and television reporting is permitted subject to the requirement that Statistics Canada is acknowledged as the source. Any other reproduction is permitted subject to the requirement that Statistics Canada is acknowledged as the source on all copies as follows: Statistics Canada, *The Daily*, catalogue 11-001E, along with date and page references.

---

## REGIONAL REFERENCE CENTRES

---

Statistics Canada's Regional Reference Centres offer a full range of the Agency's products and services. Each reference centre is equipped with a library and sales counter where you can consult or purchase publications, diskettes, CD-ROM discs, microfiche, maps and more.

Each centre has facilities to retrieve information from CANSIM and E-STAT, Statistics Canada's data retrieval systems. A telephone inquiry service is available with toll-free access for those located outside local calling areas. Many other valuable services—from seminars to consultations—are also offered. For information, contact your nearest Regional Reference Centre.

**Newfoundland and Labrador, Nova Scotia, Prince Edward Island and New Brunswick**

Advisory Services  
Statistics Canada  
1741 Brunswick Street  
2<sup>nd</sup> Floor, Box 11  
Halifax, Nova Scotia  
B3J 3X8  
Local calls: (902) 426-5331  
Toll free: 1-800-263-1136  
Fax: 1-902-426-9538  
E-mail: atlantic.info@statcan.ca

**Quebec and Nunavut**

Advisory Services  
Statistics Canada  
4<sup>th</sup> Floor, East Tower  
Guy Favreau Complex  
200 René Lévesque Blvd. W.  
Montréal, Québec  
H2Z 1X4  
Local calls: (514) 283-5725  
Toll free: 1-800-263-1136  
Fax: 1-514-283-9350

**National Capital Region**

Statistical Reference Centre (NCR)  
Statistics Canada  
Lobby, R.H. Coats Building  
Holland Avenue  
Tunney's Pasture  
Ottawa, Ontario  
K1A 0T6  
Local calls: (613) 951-8116  
Fax: 1-613-951-0581  
E-mail: infostats@statcan.ca

**Ontario**

Advisory Services  
Statistics Canada  
10<sup>th</sup> Floor  
Arthur Meighen Building  
25 St. Clair Avenue East  
Toronto, Ontario  
M4T 1M4  
Local calls: (416) 973-6586  
Toll free: 1-800-263-1136  
Fax: 1-416-973-7475

**Manitoba**

Advisory Services  
Statistics Canada  
Via Rail Building, Suite 200  
123 Main Street  
Winnipeg, Manitoba  
R3C 4V9  
Local calls: (204) 983-4020  
Toll free: 1-800-263-1136  
Fax: 1-204-983-7543  
E-mail: statswpg@solutions.net

**Saskatchewan**

Advisory Services  
Statistics Canada  
Park Plaza, Suite 440  
2365 Albert Street  
Regina, Saskatchewan  
S4P 4K1  
Local calls: (306) 780-5405  
Toll free: 1-800-263-1136  
Fax: 1-306-780-5403  
E-mail: statcan@sk.sympatico.ca

**Southern Alberta**

Advisory Services  
Statistics Canada  
Discovery Place, Room 201  
3553-31 Street N.W.  
Calgary, Alberta  
T2L 2K7  
Local calls: (403) 292-6717  
Toll free: 1-800-263-1136  
Fax: 1-403-292-4958  
E-mail: degagnej@cadvision.com

**Northern Alberta and the Northwest Territories**

Advisory Services  
Statistics Canada  
15<sup>th</sup> Floor, Park Square  
10001 Bellamy Hill  
Edmonton, Alberta  
T5J 3B6  
Local calls: (780) 495-3027  
Toll free: 1-800-263-1136  
Fax: 1-780-495-5318  
E-mail: ewieall@statcan.ca

**British Columbia and the Yukon**

Advisory Services  
Statistics Canada  
Library Square Tower, Suite 600  
300 West Georgia Street  
Vancouver, B.C.  
V6B 6C7  
Local calls: (604) 666-3691  
Toll free: 1-800-263-1136  
Fax: 1-604-666-4863

National toll-free enquiries line (Canada and the United States): 1-800-263-1136  
Toll-free order-only line (Canada and the United States): 1-800-267-6677  
Toll-free fax order line (Canada and the United States): 1-877-287-4369  
Toll-free telecommunications device for the hearing impaired: 1-800-363-7629

*The Daily*, February 11, 2000

---

**RELEASE DATES: FEBRUARY 14 TO 18**

---

**February 14 to 18**  
(Release dates are subject to change.)

---

<b>Release date</b>	<b>Title</b>	<b>Reference period</b>
15	<b>Monthly Survey of Manufacturing</b>	December 1999
16	<b>New motor vehicle sales</b>	December 1999
16	<b>Failure rates for new firms: New perspectives on entry and exit</b>	1984-1994
17	<b>Travel between Canada and other countries</b>	December 1999
17	<b>Livestock statistics</b>	1999
18	<b>Canadian international merchandise trade</b>	December 1999
18	<b>Labour force historical review on CD-ROM</b>	

---