



The Daily

Statistics Canada

Tuesday, March 14, 2000

For release at 8:30 a.m.

MAJOR RELEASES

There are no major releases today.

OTHER RELEASES

Railway carloadings, eight-day period ending February 29

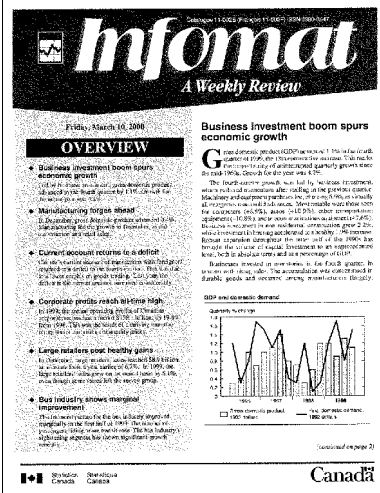
2

Civil aviation financial statistics, third and fourth quarter 1999

2

PUBLICATIONS RELEASED

3



Infomat — A paper alternative

Do you prefer a paper publication to an electronic information service? Then consider subscribing to *Infomat*, a weekly publication that summarizes economic and social information from Statistics Canada in a concise format, bringing you a comprehensive view of our economy.

Like *The Daily*, *Infomat* keeps you up to date on consumer prices, manufacturing, imports and exports, employment and unemployment figures and dozens of key indicators. Information bullets on the cover let you quickly identify topics of interest. Inside, tables offer national and provincial data, while charts help you spot recent trends. *Infomat* also includes a calendar of Statistics Canada's major releases over the month ahead, a one-page summary of the latest key economic indicators and a listing of all publications released during the week.

To subscribe to *Infomat* (11-002-XPE, \$4/\$145), see *How to order publications*. The publication is also available electronically (11-002-XIE, \$3/\$109). For more information about *Infomat*, contact Tim Prichard (613-951-1197), Communications Division.



Statistics
Canada

Statistique
Canada

Canada

OTHER RELEASES

Railway carloadings

Eight-day period ending February 29

Non-intermodal traffic loaded during the eight-day period ending February 29 increased 26.1% to 5.8 million tonnes compared with the same period of 1999. The number of cars loaded increased 24.6%.

Intermodal traffic tonnage totalled 500 000 tonnes, a 33.1% increase from the same period in 1999. The year-to-date figures show an increase of 19.2%.

Total traffic increased 26.6% during the period. This brought the year-to-date total to 43.3 million tonnes, an increase of 12.2% from last year.

All year-to-date figures have been revised.

For further information on this release, or to enquire about the concepts, methods and data quality of this release, contact Robert Larocque (613-951-2486; fax: 613-951-0009; laroque@statcan.ca), Transportation Division. ■

Civil aviation financial statistics

Third and fourth quarter 1999

Air Canada reported seasonally adjusted basic incomes of \$73 million in the third quarter of 1999 and \$114 million in the fourth quarter. Basic income or loss is measured by combining the operating income (before capital gains, miscellaneous items and tax) with interest expenses and interest income.

Air Canada has reported incomes in almost all quarters in the last three years. Prior to the latest quarter, the record basic income for the carrier had been \$113 million.

Canadian Airlines reported a seasonally adjusted basic loss of \$50 million in the third quarter of 1999 and a loss of \$71 million in the fourth quarter.

Available on CANSIM: matrix 385 (series 7 to 9).

The third and fourth quarter 1999 civil aviation financial statistics for Air Canada and Canadian Airlines will appear in the March issue of *Aviation service bulletin* (51-004-XIB, \$8/\$82). A print-on-demand service is also available. See *How to order publications*.

For more information, or to enquire about the concepts, methods and data quality of this release, contact Robert Lund (613-951-0125), Aviation Statistics Centre, Transportation Division. ■

PUBLICATIONS RELEASED

Consumer Price Index, February 2000
Catalogue number 62-001-XPB
(Canada: \$11/\$103; outside Canada: US\$11/US\$103).
Available at 7 a.m. on Wednesday, March 15.

Building permits, January 2000
Catalogue number 64-001-XIB
(Canada: \$19/\$186).

Employment, earnings and hours, December 1999
Catalogue number 72-002-XPB
(Canada: \$32/\$320; outside Canada: US\$32/US\$320).

All prices exclude sales tax.

Catalogue numbers with an -XIB or an -XIE extension are Internet versions; those with -XMB or -XME are microfiche; and -XPB or -XPE denote a paper version.

How to order publications

Order publications by phone:

Please refer to the • Title • Catalogue number • Volume number • Issue number • Your VISA or MasterCard number.

In Canada and the United States call:

1-800-267-6677

From other countries call:

1-613-951-7277

To fax your order:

1-877-287-4369

Address changes or account inquiries:

1-800-700-1033


To order a publication by mail write: Statistics Canada, Circulation Management, Dissemination Division, Ottawa, K1A 0T6.



Include a cheque or money order payable to **Receiver General of Canada/Publications**. Canadian customers add 7% GST and applicable PST.

To order by Internet: write to order@statcan.ca or download an electronic version by accessing Statistics Canada's Web site (www.statcan.ca), under the headings *Products and services*, *Downloadable publications*.

Authorized agents and bookstores also carry Statistics Canada's catalogued publications.

Catalogue 11-001E (if applicable 11-001E/11-001E/001E/001E)

	The Daily
Statistics Canada	
Thursday, June 3, 1997	
For release at 9:30 a.m.	
MAJOR RELEASES	
• Urban transit, 1995	2
Despite the emphasis on taking urban transit, Canadians are using it less and less. In 1996, each Canadian rode an average of about 40 trips on some form of urban transit, the lowest level in the past 25 years.	
• Productivity, hourly compensation and unit labour cost, 1995	4
Growth in productivity among Canadian businesses was notably weak again in 1996, accompanied by sluggish gains in employment and slow economic growth during the year.	
OTHER RELEASES	
• High-wind index, May 1997	3
• Short-term Expectations Survey	3
• Steel primary forms, year ending May 31, 1997	12
• Egg production, April 1997	12
PUBLICATIONS RELEASED	11

Statistics Canada's official release bulletin

Catalogue 11-001E.

Published each working day by the Communications Division, Statistics Canada, 10-H, R.H. Coats Bldg., Tunney's Pasture, Ottawa, Ontario K1A 0T6.

To access *The Daily* on the Internet, visit our site at <http://www.statcan.ca>. To receive *The Daily* each morning by E-mail, send an E-mail message to lstproc@statcan.ca. Leave the subject line blank. In the body of the message, type "subscribe daily firstname lastname".

Editor: Tom Vradenburg (613-951-1103, vradtom@statcan.ca)

Head of Official Release: Dan Smythe (613-951-1088), smytdan@statcan.ca

Published by authority of the Minister responsible for Statistics Canada. © Minister of Industry, 2000. Citation in newsprint, magazine, radio, and television reporting is permitted subject to the requirement that Statistics Canada is acknowledged as the source. Any other reproduction is permitted subject to the requirement that Statistics Canada is acknowledged as the source on all copies as follows: Statistics Canada, *The Daily*, catalogue 11-001E, along with date and page references.