



The Daily

Statistics Canada

Monday, March 20, 2000

For release at 8:30 a.m.

MAJOR RELEASES

There are no major releases today.

OTHER RELEASES

Natural gas sales, January 2000	2
Energy supply and demand, first quarter 1999	2

PUBLICATIONS RELEASED	3
------------------------------	----------



OTHER RELEASES

Natural gas sales

January 2000 (preliminary)

Natural gas sales totalled 8 855 million cubic metres in January, 3.3% higher than in January 1999. Sales were higher in all three sectors (residential, commercial and industrial). Sales to the industrial sector, including direct sales, rose 5.0% over January 1999, due to electric utilities' greater demand for natural gas.

Natural gas sales

	Jan. 2000 ^P	Jan. 1999	Jan. 1999 to Jan. 2000
	thousands of cubic metres		% change
Natural gas sales	8 854 866	8 574 142	3.3
Residential	2 540 463	2 511 027	1.2
Commercial	1 771 024	1 735 744	2.0
Industrial	2 043 720	2 065 484	5.0
Direct	2 499 659	2 261 887	

^P Preliminary figures.

Available on CANSIM: matrices 1052-1055.

The January 2000 issue of *Natural gas transportation and distribution* (55-002-XIB, \$13/\$125) will be available in April. See *How to order publications*.

For more information, or to enquire about the concepts, methods and data quality of this release, contact Gary Smalldridge (613-951-3567; smalgar@statcan.ca) or Tom Lewis (613-951-3596; talewis@statcan.ca), Energy Section, Manufacturing, Construction and Energy Division. ■

Energy supply and demand

First quarter 1999

Data on energy supply and demand in the first quarter of 1999 are now available.

Available on CANSIM: matrices 4945, 4946, 4950-4962 and 7976-8001.

The first quarter 1999 issue of *Quarterly report on energy supply/demand in Canada* (57-003-XPB, \$43/\$141), will be available shortly. See *How to order publications*.

For more information, or to enquire about the concepts, methods and data quality of this release, contact Gary Smalldridge (613-951-3567; smalgar@statcan.ca), Energy Section, Manufacturing, Construction and Energy Division. ■

PUBLICATIONS RELEASED

Touriscope, international travel, vol. 16, no. 1
Catalogue number 66-001-PPB
(Canada: \$8/\$73; outside Canada: US\$8/US\$73).

All prices exclude sales tax.

Catalogue numbers with an -XIB or an -XIE extension are Internet versions; those with -XMB or -XME are microfiche; and -XPB or -XPE denote a paper version.

How to order publications

Order publications by phone:




Please refer to the • Title • Catalogue number • Volume number • Issue number • Your VISA or MasterCard number.

In Canada and the United States call: **1-800-267-6677**
From other countries call: **1-613-951-7277**
To fax your order: **1-877-287-4369**
Address changes or account inquiries: **1-800-700-1033**

To order a publication by mail write: Statistics Canada, Circulation Management, Dissemination Division, Ottawa, K1A 0T6.
Include a cheque or money order payable to **Receiver General of Canada/Publications**. Canadian customers add 7% GST and applicable PST.

To order by Internet: write to order@statcan.ca or download an electronic version by accessing Statistics Canada's Web site (www.statcan.ca), under the headings *Products and services*, *Downloadable publications*.

Authorized agents and bookstores also carry Statistics Canada's catalogued publications.

Catalogue 11-001E (F) catalogue 11-001E (F) 11-001E (F) 11-001E (F)	
 The Daily	
Statistics Canada	
Thursday, June 3, 1997	
For release at 9:30 a.m.	
MAJOR RELEASES	
• Urban transit, 1995	2
Despite the emphasis on taking urban transit, Canadians are using it less and less. In 1996, each Canadian rode an average of about 40 trips on some form of urban transit, the lowest level in the past 25 years.	
• Productivity, hourly compensation and unit labour cost, 1996	4
Growth in productivity among Canadian businesses was notably weak again in 1996, accompanied by sluggish gains in employment and slow economic growth during the year.	
OTHER RELEASES	
• High-wind index, May 1997	3
• Short-term Expectations Survey	3
• Steel primary forms, year ending May 31, 1997	12
• Egg production, April 1997	12
PUBLICATIONS RELEASED	11
 	

Statistics Canada's official release bulletin

Catalogue 11-001E.

Published each working day by the Communications Division, Statistics Canada, 10-H, R.H. Coats Bldg., Tunney's Pasture, Ottawa, Ontario K1A 0T6.

To access *The Daily* on the Internet, visit our site at <http://www.statcan.ca>. To receive *The Daily* each morning by E-mail, send an E-mail message to listproc@statcan.ca. Leave the subject line blank. In the body of the message, type "subscribe daily firstname lastname".

Editor: Tom Vradenburg (613-951-1103, vradtom@statcan.ca)

Head of Official Release: Dan Smythe (613-951-1088), smytdan@statcan.ca

Published by authority of the Minister responsible for Statistics Canada. © Minister of Industry, 2000. Citation in newsprint, magazine, radio, and television reporting is permitted subject to the requirement that Statistics Canada is acknowledged as the source. Any other reproduction is permitted subject to the requirement that Statistics Canada is acknowledged as the source on all copies as follows: Statistics Canada, *The Daily*, catalogue 11-001E, along with date and page references.