



# The Daily

Statistics Canada

Thursday, April 20, 2000

For release at 8:30 a.m.

## MAJOR RELEASES

### ● March intentions of principal field crops areas, 2000

3

Western farmers reported that they intend to rotate their field crop areas into considerably more barley, field peas and durum wheat this year, and reduce their acreage of spring wheat and oilseeds. In the east, farmers indicated that they will plant the largest-ever area devoted to grain corn.

*(continued on following page)*



### Canadian economic observer

April 2000

The April issue of Statistics Canada's flagship publication for economic statistics, *Canadian economic observer*, analyses current economic conditions, summarizes the major economic events that occurred in March and presents a feature article on the year in review. A separate statistical summary contains a wide range of tables and graphs on the principal economic indicators for Canada, the provinces and the major industrial nations.

The April 2000 issue of *Canadian economic observer* (11-010-XPB, \$23/\$227) is now available. See *How to order publications*.

For more information, contact Cyndi Bloskie (613-951-3634; [ceo@statcan.ca](mailto:ceo@statcan.ca)), Current Economic Analysis Group.



Statistics  
Canada

Statistique  
Canada

Canada

---

## **OTHER RELEASES**

---

Steel primary forms, week ending April 15, 2000	4
Pulpwood and wood residue statistics, February 2000	4
Crushing statistics, March 2000	4
Refined petroleum products, February 2000	4
Deliveries of major grains, March 2000	4

---

## **PUBLICATIONS RELEASED**

---

5

---

## **RELEASE DATES: April 25 to 28**

---

7

---

## MAJOR RELEASES

### March intentions of principal field crops areas 2000

Western farmers reported that they intend to rotate their field crop areas into considerably more barley, field peas and durum wheat this year, and reduce their acreage of spring wheat and oilseeds. In the east, farmers indicated that they will plant the largest-ever area devoted to grain corn.

#### Seeding intentions of major grains and oilseeds

Crop	1999	2000	1999 to 2000 % change
	millions of acres		
<b>Total wheat</b>	<b>25.8</b>	<b>25.8</b>	<b>0</b>
Spring wheat	20.5	18.7	-9
Barley	10.9	13.3	22
Canola	13.8	11.4	-17
Oats	4.7	4.7	0
Durum wheat	4.4	6.1	39
Corn for grain	2.9	3.3	14
Soybeans	2.5	2.5	0
Field peas	2.1	3.0	43
Flaxseed	2.0	1.3	-35

#### Highest barley acreage in 19 years

Planted acreage of barley was expected to be 13.3 million acres, the highest since 1981, when farmers planted 13.7 million acres. The recent 10-year average seeded area is 11.4 million acres. All three Prairie provinces moved in concert: Manitoba (+37%), Saskatchewan (+28%) and Alberta (+18%). The growing livestock industry in the west is the major user of barley.

#### Field peas to set new record for seeded area

Field pea acreage will reach a record 3.0 million acres this year, a 935,000-acre (+43%) increase from the 1999 seeded area of 2.1 million acres. The previous record of 2.7 million acres was set in 1998. As with barley, the growth occurred in all three Prairie provinces: Manitoba (+71%), Saskatchewan (+45%), and Alberta (+38%). Peas are being used increasingly in domestic animal rations, and are exported to Europe and Asia as well.

#### Note to users

The March Intentions Survey of 12,000 farm operators was conducted by telephone interviews during the last week of March. This release contains producers' seeding intentions for field crops in the coming 2000/2001 crop year. Since these seeding intentions reflect producers' plans in March, they may differ from what will actually be seeded later in the year. Changes in market outlook, expected prices, spring weather conditions and the published seeding intentions themselves may alter prospective cropping patterns. Estimates of actual seeded areas will be released on June 29.

#### Durum wheat plantings to increase by more than one-third from last year

Western farmers expect to plant 6.1 million acres of durum wheat, an increase of 1.7 million acres from 4.4 million acres in 1999. The average for the past five years is 5.5 million acres, and the record of 7.3 million acres was set in 1998. The increase could be in response to a drought in the durum-growing regions around the Mediterranean Sea, lower planting intentions in the United States and better price prospects for durum wheat.

#### Quebec and Ontario farmers are poised to plant the largest grain corn crop in history

This year Quebec and Ontario corn producers reported that they intend to seed 3.0 million acres, 300,000 acres more than the record 2.7 million acres planted in 1999. Together, they plant 93% of the grain corn in Canada. This will be the single largest acreage of grain corn in history for the two provinces. The five-year average for Quebec and Ontario is 2.6 million acres. The increases over the last three years are related to the need for increased quantities of feed corn for an expanding hog industry in the two largest hog-producing provinces, and as input to the growing fuel ethanol industry.

**Available on CANSIM: matrices 1025-1043, 1046-1051, 3541-3565.**

*Field crop reporting series no. 2: March intentions of principal field crops areas, Canada, 2000 (22-002-XPB, \$15/\$88; 22-002-XIB, \$11/\$66) is now available. See How to order publications.*

For more information, contact David Burroughs (613-951-5138; [dave.burroughs@statcan.ca](mailto:dave.burroughs@statcan.ca)), or David Roeske (613-951-0572; [david.roeske@statcan.ca](mailto:david.roeske@statcan.ca)), Crops Section, Agriculture Division. ■

---

## OTHER RELEASES

---

### Steel primary forms

Week ending April 15, 2000 (preliminary)

Steel primary forms production for the week ending April 15 totalled 298 221 tonnes, up by 0.6% from the week-earlier 296 531 tonnes and up 10.9% from 268 863 tonnes a year earlier. The cumulative 2000 total at the end of the week was 4 901 378 tonnes, a 9.2% increase compared with 4 486 764 tonnes for the same period in 1999.

For more information, or to enquire about the concepts, methods, or data quality of this release, contact Greg Milsom (613-951-7093; [milsomg@statcan.ca](mailto:milsomg@statcan.ca)), Manufacturing, Construction and Energy Division. ■

### Pulpwood and wood residue statistics

February 2000

Pulpwood receipts totalled 4 267 642 cubic metres in February, down 4.1% from 4 448 652 cubic metres in February 1999. Wood residue receipts rose 10.0%, from 6 600 641 cubic metres in February 1999 to 7 258 894 cubic metres in February 2000. Consumption of pulpwood and wood residue totalled 9 719 697 cubic metres, up 7.2% from 9 063 360 cubic metres in February 1999.

The closing inventory of pulpwood and wood residue decreased 1.7% to 15 442 579 cubic metres, down from 15 712 174 cubic metres in February 1999.

The 1999 data were revised.

**Available on CANSIM: matrix 54.**

The February 2000 issue of *Pulpwood and wood residue statistics* (25-001-XIB, \$6/\$55) is now available. See *How to order publications*.

For more information, or to enquire about the concepts, methods or data quality of this release, contact Gilles Simard (613-951-3516; [simales@statcan.ca](mailto:simales@statcan.ca)), Manufacturing, Construction and Energy Division. ■

### Crushing statistics

March 2000

Canadian oilseed processors crushed 301 705 metric tonnes of canola in March, according to the monthly survey of crushing plants. Oil production

totalled 125 547 tonnes, and meal production was 187 265 tonnes.

In the first eight months of the 1999/2000 crop year, the canola crush volume was 2 065 047 tonnes, an 8% decline from the crush quantity of 2 245 261 tonnes in the same eight months of 1998/99.

**Available on CANSIM: matrix 5687.**

The March 2000 issue of *Cereals and oilseeds review* (22-007-XPB, \$15/\$149) will be released in June. See *How to order publications*.

For more information, or to enquire about the concepts, methods or data quality of this release, contact Karen Gray (204-983-2856; [karen.gray@statcan.ca](mailto:karen.gray@statcan.ca)), or Les Macartney (613-951-8714; [les.macartney@statcan.ca](mailto:les.macartney@statcan.ca)), Grain Marketing Unit, Agriculture Division. ■

### Refined petroleum products

February 2000 (preliminary)

Data on the production, inventories and domestic sales of refined petroleum products are now available for February. Other selected data about these products are also available.

For more information, or to enquire about the concepts, methods or data quality for this release, contact Eleonore Harding (613-951-5708; [hardele@statcan.ca](mailto:hardele@statcan.ca)), Manufacturing, Construction and Energy Division. ■

### Deliveries of major grains

March 2000

Data on March grain deliveries are now available.

**Available on CANSIM: matrix 976-981.**

The delivery data are contained in the March issue of *Cereals and oilseeds review* (22-007-XPB, \$15/\$149), which will be available in June. See *How to order publications*.

For more information, or to enquire about the concepts, methods or data quality of this release, contact Susan Anderson (613-951-3859; [sue.anderson@statcan.ca](mailto:sue.anderson@statcan.ca)), Grain Marketing Unit, Agriculture Division. ■

---

## PUBLICATIONS RELEASED

---

**Infomat — A weekly review**, April 20, 2000  
**Catalogue number 11-002-XIE** (\$3/\$109).

**Infomat — A weekly review**, April 20, 2000  
**Catalogue number 11-002-XPE** (\$4/\$145).

**Canadian economic observer**, April 2000  
**Catalogue number 11-010-XPB** (\$23/\$227).

**Field crop reporting series no. 2**, vol. 79, no. 2  
**Catalogue number 22-002-XIB** (\$11/\$66).

**Field crop reporting series no. 2**, vol. 79, no. 2  
**Catalogue number 22-002-XPB** (\$15/\$88).

**Pulpwood and wood residue statistics**,  
February 2000  
**Catalogue number 25-001-XIB** (\$6/\$55).

**Monthly Survey of Manufacturing**, February 2000  
**Catalogue number 31-001-XPB** (\$20/\$196).

**Employment, earnings and hours**, January 2000  
**Catalogue number 72-002-XPB** (\$32/\$320).

**Focus on culture: Quarterly bulletin from the  
culture statistics program**, winter 1999  
**Catalogue number 87-004-XPB** (\$9/\$27).

**All prices are in Canadian dollars and exclude sales  
tax. Additional shipping charges apply for delivery  
outside Canada.**

Catalogue numbers with an -XIB or an -XIE extension  
are Internet versions; those with -XMB or -XME are  
microfiche; and -XPB or -XPE denote a paper version.

---

### How to order publications

---

**Order publications by phone:**

Please refer to the • Title • Catalogue number • Volume number • Issue number • Your VISA or MasterCard number.

In Canada and the United States call:

**1-800-267-6677**

From other countries call:

**1-613-951-7277**

To fax your order:

**1-877-287-4369**

Address changes or account inquiries:


**1-800-700-1033**



**To order a publication by mail write:** Statistics Canada, Circulation Management, Dissemination Division, Ottawa, K1A 0T6.  
Include a cheque or money order payable to **Receiver General of Canada/Publications**. Canadian customers  
add 7% GST and applicable PST.

**To order by Internet:** write to [order@statcan.ca](mailto:order@statcan.ca) or download an electronic version by accessing Statistics Canada's  
Web site ([www.statcan.ca](http://www.statcan.ca)), under the headings *Products and services*, *Downloadable publications*.

**Authorized agents and bookstores also carry Statistics Canada's catalogued publications.**

---

Catalogue 11-001E (if single) 11-001E/11-001E-001E-001E	
 <b>The Daily</b>	
Statistics Canada	
Thursday, June 5, 1997 For release at 9:30 a.m.	
<b>MAJOR RELEASES</b>	
• <b>Urban transit, 1995</b> Despite the emphasis on taking urban transit, Canadians are getting it less and less. In 1995, about 10 million took an average of about 10 trips on some form of urban transit, the lowest level in the past 25 years.	2
• <b>Productivity, hourly compensation and unit labour cost, 1995</b> Growth in productivity among Canadian businesses was relatively weak again in 1995, accompanied by sluggish gains in employment and slow economic growth during the year.	4
<b>OTHER RELEASES</b>	
• <b>Help-wanted index, May 1997</b>	3
• <b>Short-term Expectations Survey</b>	8
• <b>Steel primary forms, steel and/or May 31, 1997</b>	12
• <b>Egg production, April 1997</b>	12
<b>PUBLICATIONS RELEASED</b>	11

### **Statistics Canada's official release bulletin**

Catalogue 11-001E.

Published each working day by the Communications Division, Statistics Canada, 10-H, R.H. Coats Bldg., Tunney's Pasture, Ottawa, Ontario K1A 0T6.

To access *The Daily* on the Internet, visit our site at <http://www.statcan.ca>. To receive *The Daily* each morning by E-mail, send an E-mail message to [listproc@statcan.ca](mailto:listproc@statcan.ca). Leave the subject line blank. In the body of the message, type "subscribe daily firstname lastname".

Editor: Tom Vradenburg (613-951-1103, [vradtom@statcan.ca](mailto:vradtom@statcan.ca))

Head of Official Release: Dan Smythe (613-951-1088), [smytdan@statcan.ca](mailto:smytdan@statcan.ca)

Published by authority of the Minister responsible for Statistics Canada. © Minister of Industry, 2000. Citation in newsprint, magazine, radio, and television reporting is permitted subject to the requirement that Statistics Canada is acknowledged as the source. Any other reproduction is permitted subject to the requirement that Statistics Canada is acknowledged as the source on all copies as follows: Statistics Canada, *The Daily*, catalogue 11-001E, along with date and page references.

*The Daily*, April 20, 2000

---

**RELEASE DATES: APRIL 25 TO 28**

---

**April 25 to 28**

(Release dates are subject to change.)

---

<b>Release date</b>	<b>Title</b>	<b>Reference period</b>
26	<b>Retail trade</b>	February 2000
26	<b>Canada's international transactions in securities</b>	February 2000
28	<b>Real gross domestic product at factor cost by industry</b>	February 2000

---