

The Daily

Statistics Canada

Tuesday, April 25, 2000

For release at 8:30 a.m.

MAJOR RELEASES

There are no major releases today.

OTHER RELEASES

Light bulbs and tubes, March 2000	2
Civil aviation operating statistics, February 2000	2
Electric lamps, first quarter 2000	2

PUBLICATIONS RELEASED	3
------------------------------	----------



OTHER RELEASES

Light bulbs and tubes

March 2000

Light bulb and tube manufacturers sold 22.2 million light bulbs and tubes in March, a decrease of 14.3% from 25.9 million in March 1999.

Year-to-date sales at the end of March totalled 68.3 million light bulbs and tubes (revised), a decrease of 3.5% from the 70.8 million in the same period of 1999.

The March 2000 issue of *Electric lamps, light bulbs and tubes* (43-009-XIB, \$5/\$47) is now available. See *How to order publications*.

For more information, or to enquire about the concepts, methods or data quality of this release, contact Russell Kowaluk (613-951-0600; kowarus@statcan.ca), Manufacturing, Construction and Energy Division. ■

Civil aviation operating statistics

February 2000

Air Canada reported a 4% increase in their total passenger-kilometres in February, and Canadian Airlines saw a 3% rise. (All data referred to are seasonally adjusted.)

Available on CANSIM: matrix 385 (series 1 to 6).

The February operational data on civil aviation for Air Canada and Canadian Airlines will appear in the May issue of *Aviation service bulletin* (51-004-XIB, \$8/\$82). A print-on-demand service is also available. See *How to order publications*.

For more information, or to enquire about the concepts, methods or data quality of this release, contact Robert Lund (613-951-0125), Aviation Statistics Centre, Transportation Division. ■

Electric lamps

First quarter 2000

Data on manufacturers' imports, production and inventories of electric lamps for the first quarter are now available.

For more information, or to enquire about the concepts, methods or data quality of this release, contact Russell Kowaluk (613-951-0600; kowarus@statcan.ca), Manufacturing, Construction and Energy Division. ■

PUBLICATIONS RELEASED

Electric lamps, light bulbs and tubes, March 2000
Catalogue number 43-009-XIB (\$5/\$47).

Wholesale trade, February 2000
Catalogue number 63-008-XIB (\$14/\$140).

All prices are in Canadian dollars and exclude sales tax. Additional shipping charges apply for delivery outside Canada.

Catalogue numbers with an -XIB or an -XIE extension are Internet versions; those with -XMB or -XME are microfiche; and -XPB or -XPE denote a paper version.

How to order publications

Order publications by phone:

Please refer to the • Title • Catalogue number • Volume number • Issue number • Your VISA or MasterCard number.

In Canada and the United States call:

1-800-267-6677

From other countries call:

1-613-951-7277

To fax your order:

1-877-287-4369

Address changes or account inquiries:




1-800-700-1033

To order a publication by mail write: Statistics Canada, Circulation Management, Dissemination Division, Ottawa, K1A 0T6.

Include a cheque or money order payable to **Receiver General of Canada/Publications**. Canadian customers add 7% GST and applicable PST.

To order by Internet: write to order@statcan.ca or download an electronic version by accessing Statistics Canada's Web site (www.statcan.ca), under the headings *Products and services*, *Downloadable publications*.

Authorized agents and bookstores also carry Statistics Canada's catalogued publications.

Catalogue 11-001E (P) (single 11-001E/11-001E-001E-001E)	
 The Daily	
Statistics Canada	
Thursday, June 3, 1997	
For release at 9:30 a.m.	
MAJOR RELEASES	
• Urban transit, 1995	2
Changes in the number of people taking urban transit. Canadians are taking it less and less. In 1995, each Canadian took an average of about six trips on some form of urban transit, the lowest level in the past 25 years.	
• Productivity, hourly compensation and unit labour cost, 1995	4
Growth in productivity among Canadian businesses was relatively weak again in 1995, accompanied by sluggish gains in employment and slow moderate growth during the year.	
OTHER RELEASES	
• Help-wanted index, May 1997	3
• Short-term Expectations Survey	2
• Steel primary forms, week ending May 31, 1997	12
• Egg production, April 1997	13
PUBLICATIONS RELEASED	11
 	

Statistics Canada's official release bulletin

Catalogue 11-001E.

Published each working day by the Communications Division, Statistics Canada, 10-H, R.H. Coats Bldg., Tunney's Pasture, Ottawa, Ontario K1A 0T6.

To access *The Daily* on the Internet, visit our site at <http://www.statcan.ca>. To receive *The Daily* each morning by E-mail, send an E-mail message to listproc@statcan.ca. Leave the subject line blank. In the body of the message, type "subscribe daily firstname lastname".

Editor: Tom Vradenburg (613-951-1103, vradtom@statcan.ca)

Head of Official Release: Dan Smythe (613-951-1088), smytdan@statcan.ca

Published by authority of the Minister responsible for Statistics Canada. © Minister of Industry, 2000. Citation in newsprint, magazine, radio, and television reporting is permitted subject to the requirement that Statistics Canada is acknowledged as the source. Any other reproduction is permitted subject to the requirement that Statistics Canada is acknowledged as the source on all copies as follows: Statistics Canada, *The Daily*, catalogue 11-001E, along with date and page references.