



The Daily

Statistics Canada

Thursday, May 11, 2000

For release at 8:30 a.m.

MAJOR RELEASES

There are no major releases today.

OTHER RELEASES

Steel primary forms, week ending May 6, 2000	2
Asphalt roofing, March 2000	2
Industrial chemicals and synthetic resins, March 2000	2
Air charter statistics, third quarter 1999	2

PUBLICATIONS RELEASED	3
------------------------------	----------



OTHER RELEASES

Steel primary forms

Week ending May 6, 2000 (preliminary)

Steel primary forms production for the week ending May 6 was 296 843 tonnes, up 4.8% from 283 300 tonnes a week earlier, but down 2.7% from 305 083 tonnes in the same week of 1999. The year-to-date total at the end of the reference week was 5 851 644 tonnes, a 7.1% increase compared with 5 461 377 tonnes in the same period of 1999.

For more information, or to enquire about the concepts, methods or data quality of this release, contact Greg Milsom (613-951-7093; milsomg@statcan.ca), Manufacturing, Construction and Energy Division. ■

Asphalt roofing

March 2000

Production of asphalt shingles totalled 4 379 826 metric bundles in March, a 26.4% increase from 3 465 967 metric bundles produced in March 1999.

Year-to-date production was 11 194 542 metric bundles, a 23.3% increase from 9 081 508 metric bundles produced during the same period in 1999.

Available on CANSIM: matrices 32 and 122 (series 27).

The March 2000 issue of *Asphalt roofing* (45-001-XIB, \$5/\$47) is now available. See *How to order publications*.

For more information, or to enquire about the concepts, methods or data quality of this release, contact Gilles Simard (613-951-3516; simales@statcan.ca), Manufacturing, Construction and Energy Division. ■

Industrial chemicals and synthetic resins

March 2000

Chemical firms produced 235 516 tonnes of polyethylene synthetic resins in March, an 11.3% increase from 211 618 tonnes in March 1999.

Year-to-date production at the end of March totalled 663 127 tonnes, up 10.7% from 599 071 tonnes (revised) in the same period a year earlier.

Data are also available on production of 3 other types of synthetic resins and 24 industrial chemicals.

Available on CANSIM: matrix 951.

The March 2000 issue of *Industrial chemicals and synthetic resins* (46-002-XIB, \$5/\$47) is now available. See *How to order publications*.

For more information, or to enquire about the concepts, methods or data quality of this release, contact Suzette DesRosiers (613-951-9836; desrosi@statcan.ca), Manufacturing, Construction and Energy Division. ■

Air charter statistics

Third quarter 1999 (preliminary)

Domestic charter flights carried 485,088 passengers, and international charter flights carried 1,245,836 passengers in the third quarter of 1999. This was a 10.0% advance for the domestic sector but a 0.4% decline for the international sector compared with the third quarter of 1998. In that period, domestic charters carried 440,304 passengers and international charters carried 1,250,491 passengers.

For more information, or to enquire about the concepts, methods or data quality of this release, contact Brent Day (613-951-0145; daybren@statcan.ca), Aviation Statistics Centre, Transportation Division. ■

PUBLICATIONS RELEASED

Asphalt roofing, March 2000
Catalogue number **45-001-XIB** (\$5/\$47).

Refined petroleum products, September 1999
Catalogue number **45-004-XIB** (\$16/\$155).

Refined petroleum products, September 1999
Catalogue number **45-004-XPB** (\$21/\$206).

Industrial chemicals and synthetic resins,
March 2000
Catalogue number **46-002-XIB** (\$5/\$47).

All prices are in Canadian dollars and exclude sales tax. Additional shipping charges apply for delivery outside Canada.

Catalogue numbers with an -XIB or an -XIE extension are Internet versions; those with -XMB or -XME are microfiche; and -XPB or -XPE denote a paper version.

How to order publications

Order publications by phone:

Please refer to the • Title • Catalogue number • Volume number • Issue number • Your VISA or MasterCard number.

In Canada and the United States call:

1-800-267-6677

From other countries call:

1-613-951-7277

To fax your order:

1-877-287-4369

Address changes or account inquiries:


1-800-700-1033

To order a publication by mail write: Statistics Canada, Circulation Management, Dissemination Division, Ottawa, K1A 0T6. Include a cheque or money order payable to **Receiver General of Canada/Publications**. Canadian customers add 7% GST and applicable PST.

To order by Internet: write to order@statcan.ca or download an electronic version by accessing Statistics Canada's Web site (www.statcan.ca), under the headings *Products and services*, *Downloadable publications*.

Authorized agents and bookstores also carry Statistics Canada's catalogued publications.

Catalogue 11-001E (F) (English) 11-001E/11-001E-001E-001E



Statistics Canada

Thursday, June 3, 1997
For release at 9:30 a.m.



MAJOR RELEASES

- **Urban transit, 1995** 2
Change the statistics on taking urban transit, Canadians are using it less and less. In 1995, each Canadian took an average of about 40 trips on some form of urban transit, the lowest level in the past 25 years.
- **Productivity, hourly compensation and unit labour cost, 1995** 4
Growth in productivity among Canadian businesses was noticeably weak again in 1995, accompanied by sluggish gains in employment and slow economic growth during the year.

OTHER RELEASES

- **Help-wanted index, May 1997** 3
- **Short-term Economic Survey** 3
- **Steel primary forms, week ending May 31, 1997** 12
- **Egg production, April 1997** 12

PUBLICATIONS RELEASED 11

Statistics Canada's official release bulletin

Catalogue 11-001E.

Published each working day by the Communications Division, Statistics Canada, 10-H, R.H. Coats Bldg., Tunney's Pasture, Ottawa, Ontario K1A 0T6.

To access *The Daily* on the Internet, visit our site at <http://www.statcan.ca>. To receive *The Daily* each morning by E-mail, send an E-mail message to listproc@statcan.ca. Leave the subject line blank. In the body of the message, type "subscribe daily firstname lastname".

Editor: Tom Vradenburg (613-951-1103, vradtom@statcan.ca)

Head of Official Release: John Flanders (613-951-8292, flanjoh@statcan.ca)

Published by authority of the Minister responsible for Statistics Canada. © Minister of Industry, 2000. Citation in newsprint, magazine, radio, and television reporting is permitted subject to the requirement that Statistics Canada is acknowledged as the source. Any other reproduction is permitted subject to the requirement that Statistics Canada is acknowledged as the source on all copies as follows: Statistics Canada, *The Daily*, catalogue 11-001E, along with date and page references.