



# The Daily

Statistics Canada

**Friday, June 2, 2000**

For release at 8:30 a.m.

---

## MAJOR RELEASES

---

There are no major releases today.

---

## OTHER RELEASES

---

Cement, April 2000	2
Schooling, literacy and individual earning, 1994	2
Self Sufficiency Project	2
World Trade Analyzer	2

---

## PUBLICATIONS RELEASED

---

3

---

## RELEASE DATES: June 5 to June 9

---

5

---

### Sub-provincial employment dynamics

1983 to 1996

A new CD-ROM product, *Sub-provincial employment dynamics* provides information on the births and deaths of jobs and businesses by sub-provincial areas for the period 1983 through 1996. These sub-provincial areas include Census Metropolitan Areas, Census Agglomerations, and specific towns and rural areas for all the provinces and territories.

This new product has data on the total number of businesses and employment for major urban centres. The data include numbers of new jobs and business created from one year to the next, and the number of jobs that can no longer be identified.

The tables have been produced from the small area file that is an extension of the Longitudinal Employment Analysis Program database. It distributes employment and T4 payroll data into sub-provincial units, and provides industrial distribution of payroll and employment by firm size at these smaller geographic levels.

The CD-ROM *Sub-provincial employment dynamics* (61F0027XCB, \$500) is now available. To order a copy, or for more information, contact Keith Lance (613-951-5226), Small Business and Special Survey Division.



Statistics  
Canada

Statistique  
Canada

Canada

---

## OTHER RELEASES

---

### Cement

April 2000

Manufacturers shipped 978 702 tonnes of cement in April, down 8.5% from 1 069 224 tonnes (revised) in April 1999, but up 22.3% from 800 360 tonnes in March.

From January to April, shipments totalled 2 811 746 tonnes, up 8.4% from 2 593 058 tonnes (revised) during the same period in 1999.

**Available on CANSIM: matrices 92 and 122 (series 35).**

The April 2000 issue of *Cement* (44-001-XIB, \$5/\$47) is now available. See *How to order publications*.

For more information, or to enquire about the concepts, methods or data quality of this release, contact Yasmin Sheikh (613-951-2518; [sheiyas@statcan.ca](mailto:sheiyas@statcan.ca)), Manufacturing, Construction and Energy Division. ■

### Schooling, literacy and individual earning 1994

The new monograph *Schooling, literacy and individual earning*, based on the 1994 International Adult Literacy Survey, examines the validity of comparing average literacy scores across jurisdictions. It also sets bounds on the proportion of the individual benefit of education that can be explained by level of literacy.

The author, Lars Osberg of the Dalhousie University Department of Economics, focuses on the methodology behind measures of skills such as literacy and, in so doing, opens an important methodological debate.

*Schooling, literacy and individual earning* (89-552-MPE, \$10) is now available. It can be downloaded from Statistics Canada's Web site ([www.statcan.ca](http://www.statcan.ca)). A paper summarizing the findings, *Highlights for Schooling, Literacy and Individual Earning* (89F0120XIE, free) is also available.

For more information, or to enquire about the concepts, methods or data quality of this release, contact Scott Murray (613-951-9035), Centre for Education Statistics. ■

### Self Sufficiency Project

The data file and preliminary results are now available from the Self Sufficiency Project (SSP) second follow-up survey. The SSP is a pilot project conceived and funded by Human Resources Development Canada and managed by the Social Research and Demonstration Corporation. Statistics Canada was responsible for data collection.

The SSP is designed to evaluate the effect of an earnings supplement offered to single parents on Income Assistance who find a full-time job and leave Income Assistance. The earnings supplement was offered for a maximum of three years to each eligible person. Conducted in New Brunswick and British Columbia, the SSP sets out to measure the effect of the supplement on the employment rate and household income, among other things. To do this, information is collected on demographics, employment, job search activities, education levels, child care requirements, housing (location, ownership and other factors) and other information.

For more information, or to enquire about the concepts, methods or data quality of this release, contact the Social Research and Demonstration Corporation at (613-237-4311). ■

### World Trade Analyzer

United Nations adjusted commodity trade data for 1998 are now available on the *World Trade Analyzer* CD-ROM in a time series covering 1980 to 1998. This product contains data on more than 800 commodities based the Standard International Trade Classification Revision 2, covering approximately 180 world trading partners.

To order the *World Trade Analyzer* (65-F0016XCE), for more information, or to enquire about the concepts, methods or data quality of this release, contact Jocelyne Elibani (1-800-294-5583; 613-951-9786; fax: 613-951-0117; [trade@statcan.ca](mailto:trade@statcan.ca)), International Trade Division. ■

---

## PUBLICATIONS RELEASED

---

**Infomat — A weekly review**, June 2, 2000  
**Catalogue number 11-002-XIE** (\$3/\$109).

**Infomat — A weekly review**, June 2, 2000  
**Catalogue number 11-002-XPE** (\$4/\$145).

**Cement**, April 2000  
**Catalogue number 44-001-XIB** (\$5/\$47).

**Aviation service bulletin**, vol. 32, no. 5  
**Catalogue number 51-004-XIB** (\$8/\$82).

**Pipeline transportation of crude oil and refined petroleum products**, 1998  
**Catalogue number 55-201-XIB** (\$19).

**Natural gas transport and distribution**, 1998  
**Catalogue number 57-205-XIB** (\$23).

**All prices are in Canadian dollars and exclude sales tax. Additional shipping charges apply for delivery outside Canada.**

Catalogue numbers with an -XIB or an -XIE extension are Internet versions; those with -XMB or -XME are microfiche; and -XPB or -XPE denote a paper version.

---

### How to order publications

---

**Order publications by phone:**

Please refer to the • Title • Catalogue number • Volume number • Issue number • Your VISA or MasterCard number.

In Canada and the United States call:

**1-800-267-6677**

From other countries call:

**1-613-951-7277**

To fax your order:

**1-877-287-4369**

Address changes or account inquiries:


**1-800-700-1033**



**To order a publication by mail write:** Statistics Canada, Circulation Management, Dissemination Division, Ottawa, K1A 0T6.

Include a cheque or money order payable to **Receiver General of Canada/Publications**. Canadian customers add 7% GST and applicable PST.

**To order by Internet:** write to [order@statcan.ca](mailto:order@statcan.ca) or download an electronic version by accessing Statistics Canada's Web site ([www.statcan.ca](http://www.statcan.ca)), under the headings *Products and services*, *Downloadable publications*.

**Authorized agents and bookstores also carry Statistics Canada's catalogued publications.**

Catalogue 11-001E (if single) 11-001E/11-001E-001E-001E	
 <b>The Daily</b>	
Statistics Canada	
Thursday, June 2, 1997 For release at 9:30 a.m.	
<b>MAJOR RELEASES</b>	
• <b>Urban transit, 1995</b> Despite the emphasis on taking urban transit, Canadians are getting it less and less. In 1995, about 10 million took an average of about 10 trips on some form of urban transit, the lowest level in the past 25 years.	2
• <b>Productivity, hourly compensation and unit labour cost, 1995</b> Growth in productivity among Canadian businesses was relatively weak again in 1995, accompanied by sluggish gains in employment and slow economic growth during the year.	4
<b>OTHER RELEASES</b>	
• <b>High-wind index, May 1997</b>	3
• <b>Short-term Expectations Survey</b>	8
• <b>Steel primary forms, steel and May 31, 1997</b>	12
• <b>Egg production, April 1997</b>	12
<b>PUBLICATIONS RELEASED</b>	11

## Statistics Canada's official release bulletin

Catalogue 11-001E.

Published each working day by the Communications Division, Statistics Canada, 10-H, R.H. Coats Bldg., Tunney's Pasture, Ottawa, Ontario K1A 0T6.

To access *The Daily* on the Internet, visit our site at <http://www.statcan.ca>. To receive *The Daily* each morning by E-mail, send an E-mail message to [listproc@statcan.ca](mailto:listproc@statcan.ca). Leave the subject line blank. In the body of the message, type "subscribe daily firstname lastname".

Editor: Tom Vradenburg (613-951-1103, [vradtom@statcan.ca](mailto:vradtom@statcan.ca))

Head of Official Release: Madeleine Simard (613-951-1088), [simamad@statcan.ca](mailto:simamad@statcan.ca)

Published by authority of the Minister responsible for Statistics Canada. © Minister of Industry, 2000. Citation in newsprint, magazine, radio, and television reporting is permitted subject to the requirement that Statistics Canada is acknowledged as the source. Any other reproduction is permitted subject to the requirement that Statistics Canada is acknowledged as the source on all copies as follows: Statistics Canada, *The Daily*, catalogue 11-001E, along with date and page references.

*The Daily*, June 2, 2000

---

## RELEASE DATES: JUNE 5 TO JUNE 9

---

**June 5 to June 9**  
(Release dates are subject to change.)

Release date	Title	Reference period
7	Building permits	April 2000
7	Industrial capacity utilization rates	First quarter 2000
9	Labour Force Survey	May 2000
9	Quarterly financial statistics for enterprises	First quarter 2000