



The Daily

Statistics Canada

Thursday, June 8, 2000

For release at 8:30 a.m.

MAJOR RELEASES

There are no major releases today.

OTHER RELEASES

Steel primary forms, week ending June 3, 2000	2
Oils and fats, April 2000	2
Telecommunications statistics, fourth quarter 1999	2
Community component of National Longitudinal Survey of Children and Youth for North York	2
Travel agencies	2

PUBLICATIONS RELEASED	4
------------------------------	----------



OTHER RELEASES

Steel primary forms

Week ending June 3, 2000 (preliminary)

Steel primary forms production for the week ending June 3 totalled 318 127 tonnes, down 5.6% from 337 082 tonnes a week earlier and down 0.2% from 318 840 tonnes a year earlier. The year-to-date total at the end of the reference week was 7 139 686 tonnes, a 6.1% increase compared with 6 731 175 tonnes for the same period in 1999.

For more information, or to enquire about the concepts, methods or data quality of this release, contact Greg Milsom (613-951-7093; milsomg@statcan.ca), Manufacturing, Construction and Energy Division. ■

Oils and fats

April 2000

Production of all types of deodorized oils totalled 83 287 tonnes in April, a decrease of 20.2% from 104 352 tonnes in March. Year-to-date production was 377 605 tonnes, up 2.3% compared with 369 259 tonnes for the same period in 1999.

Domestic sales of deodorized margarine oil totalled 11 584 tonnes, deodorized shortening oil sales were 25 327 tonnes, and deodorized salad oil sales were 30 277 tonnes in April.

Available on CANSIM: matrix 185.

The April 2000 issue of *Oils and fats* (32-006-XIB, \$5/\$47) is now available. See *How to order publications*.

For more information, or to enquire about the concepts, methods or data quality of this release, contact Peter Zylstra (613-951-3511; zylspet@statcan.ca), Manufacturing, Construction and Energy Division. ■

Telecommunications statistics

Fourth quarter 1999

Operating revenues for the telecommunications industry were \$7.5 billion in the fourth quarter, an increase of 4.5% from the third quarter. The operating margin amounted to \$1.2 billion, 16.5% of operating revenues. Capital expenditures were \$1.9 billion in the fourth quarter, representing \$75.47 for every public access line in the country and \$75.98 for each cellular subscriber.

Full-time employment in the telecommunications industry declined 0.2% from the third quarter, a loss of 636 full-time employees in the wireline industry and a gain of 466 full-time employees in the wireless industry.

Nearly 26.2 million access paths were available to the public switched telephone network, comprising 19.3 million public access lines and 6.9 million mobile telephone subscribers. Most of the recent growth in access comes from wireless or mobile services, which increased 8.8% over the third quarter.

The fourth quarter issue of *Telecommunications statistics* (56-002-XIB, \$21/\$40) is now available. See *How to order publications*.

For more information, or to enquire about the concepts, methods or data quality of this release, contact JoAnne Lambert (613-951-6673), or Heidi Ertl (613-951-1891) Science, Innovation and Electronic Information Division. ■

Community component of National Longitudinal Survey of Children and Youth for North York

Data for the community component of the National Longitudinal Survey of Children and Youth for North York are now available. No public microdata file will be produced.

For more information, or to enquire about the concepts, methods or data quality of this release, contact Tamara Knighton (613- 951-7326; knigtam@statcan.ca), Statistics Canada, or Sarah Connor (819-953-8110; sarah.connor@spg.org), Human Resources Development Canada. ■

Travel agencies

The research paper *Quit yanking my supply chain — The challenges facing travel agencies in Canada* (50F0003XIE) is now available. The paper examines current difficulties faced by travel agencies, such as increased competition via the Internet and erosion of revenue and customers.

This paper is being released to coincide with National Transportation Week. It can be downloaded free at Statistics Canada's Web site, www.statcan.ca. On the *Products and services* page, choose *Downloadable research papers*.

For more information, or to enquire about the concepts, methods or data quality of this release,

contact Jean-Robert Larocque (613-951-2486; laroque@statcan.ca), Transportation Division. ■

PUBLICATIONS RELEASED

Oils and fats, April 2000

Catalogue number 32-006-XIB (\$5/\$47).

Natural gas transportation and distribution,
February 2000

Catalogue number 55-002-XIB (\$13/\$125).

Quarterly telecommunications statistics, fourth
quarter 1999

Catalogue number 56-002-XIB (\$21/\$40).

Building permits, April 2000

Catalogue number 64-001-XIB (\$19/\$186).

Imports, merchandise trade, 1999, Vols. 1 and 2

Catalogue number 65-203-XMB (\$103).

Imports, merchandise trade, 1999, Vols. 1 and 2

Catalogue number 65-203-XPB (\$258).

Labour force information, week ending May 20, 2000

Catalogue number 71-001-PPB (\$11/\$103).

Available at 7:00 am Friday, June 9.

Employment, earnings and hours, March 2000

Catalogue number 72-002-XPB (\$32/\$320).

**All prices are in Canadian dollars and exclude sales
tax. Additional shipping charges apply for delivery
outside Canada.**

Catalogue numbers with an -XIB or an -XIE extension
are Internet versions; those with -XMB or -XME are
microfiche; and -XPB or -XPE denote a paper version.

How to order publications

Order publications by phone:

Please refer to the • Title • Catalogue number • Volume number • Issue number • Your VISA or MasterCard number.

In Canada and the United States call:

1-800-267-6677

From other countries call:

1-613-951-7277

To fax your order:

1-877-287-4369

Address changes or account inquiries:




1-800-700-1033

To order a publication by mail write: Statistics Canada, Circulation Management, Dissemination Division, Ottawa, K1A 0T6.

Include a cheque or money order payable to **Receiver General of Canada/Publications**. Canadian customers
add 7% GST and applicable PST.

To order by Internet: write to order@statcan.ca or download an electronic version by accessing Statistics Canada's
Web site (www.statcan.ca), under the headings *Products and services*, *Downloadable publications*.

Authorized agents and bookstores also carry Statistics Canada's catalogued publications.

Catalogue 11-001E (if single) 11-001/11-004 6097-6-00	
 The Daily	
Statistics Canada	
Thursday, June 8, 1997 For release at 9:30 a.m.	
MAJOR RELEASES	
• Urban transit, 1995 Despite the emphasis on taking urban transit, Canadians are getting it less and less. In 1995, about Canadian took an average of about six trips on some form of urban transit, the lowest level in the past 25 years.	2
• Productivity, hourly compensation and unit labour cost, 1995 Growth in productivity among Canadian businesses was relatively weak again in 1995, accompanied by sluggish gains in employment and slow economic growth during the year.	4
OTHER RELEASES	
Hepatitis Index May 1997	3
Short-term Expectations Survey	8
Steel primary forms, steel and May 31, 1997	12
Egg production, April 1997	12
PUBLICATIONS RELEASED	11
 	

Statistics Canada's official release bulletin

Catalogue 11-001E.

Published each working day by the Communications Division, Statistics Canada, 10-H, R.H. Coats Bldg., Tunney's Pasture, Ottawa, Ontario K1A 0T6.

To access *The Daily* on the Internet, visit our site at <http://www.statcan.ca>. To receive *The Daily* each morning by E-mail, send an E-mail message to listproc@statcan.ca. Leave the subject line blank. In the body of the message, type "subscribe daily firstname lastname".

Editor: Tom Vradenburg (613-951-1103, vradtom@statcan.ca)

Head of Official Release: Madeleine Simard (613-951-1088), simamad@statcan.ca

Published by authority of the Minister responsible for Statistics Canada. © Minister of Industry, 2000. Citation in newsprint, magazine, radio, and television reporting is permitted subject to the requirement that Statistics Canada is acknowledged as the source. Any other reproduction is permitted subject to the requirement that Statistics Canada is acknowledged as the source on all copies as follows: Statistics Canada, *The Daily*, catalogue 11-001E, along with date and page references.