



The Daily

Statistics Canada

Monday, September 11, 2000

For release at 8:30 a.m.

MAJOR RELEASES

There are no major releases today.

OTHER RELEASES

New Housing Price Index, July 2000	2
------------------------------------	---

University tuition fees - errata, 2000/2001	2
---	---

NEW PRODUCTS	3
---------------------	----------



OTHER RELEASES

New Housing Price Index

July 2000

The New Housing Price Index rose 0.2% between June and July. On an annual basis, this index of contractors' selling prices for new houses rose 2.4%.

Ottawa–Hull registered the highest monthly increase (+1.9%) due, at least in part, to higher prices for land, building materials, labour and continued increased demand. Increased market demand also contributed to the increase in St. John's (+0.6%) while in Kitchener–Waterloo, higher prices for labour helped push the index up 0.5% on a month-to-month basis.

New Housing Price Indexes

(1992=100)

	July 2000	July 1999 to July 2000 % change	June to July 2000
Canada (total)	103.2	2.4	0.2
House only	105.0	3.2	0.2
Land only	102.7	0.7	0.1
St. John's	99.3	3.1	0.6
Halifax	115.5	3.4	0.2
Charlottetown	105.2	1.1	-
Saint John–Moncton– Fredericton	93.5	-0.2	-0.1
Québec	102.4	1.9	-
Montréal	107.8	3.3	-
Ottawa–Hull	106.7	6.3	1.9
Toronto	106.7	3.1	0.1
Hamilton	105.6	3.0	-0.4
St. Catharines–Niagara	107.0	5.4	0.2
Kitchener–Waterloo	106.4	4.0	0.5
London	101.7	3.5	0.2
Windsor	106.5	0.9	-
Sudbury–Thunder Bay	98.5	-0.9	0.1
Winnipeg	117.8	3.9	-
Regina	131.9	2.7	-
Saskatoon	116.2	1.8	-
Calgary	132.1	2.3	0.3
Edmonton	112.5	2.6	0.1
Vancouver	83.2	-1.2	-0.1
Victoria	71.9	-5.1	-0.3

- Nil or zero.

Hamilton, Victoria, Vancouver and Moncton–Fredericton–Saint John registered decreases on a monthly basis and 7 of the 21 urban centres showed no change compared to the previous month.

On an annual basis, the highest increase was registered in Ottawa–Hull (+6.3%), followed by St. Catharines–Niagara (+5.4%), Kitchener–Waterloo (+4.0%) and Winnipeg (+3.9%). The largest decrease was registered in Victoria (-5.1%). Vancouver, Sudbury–Thunder Bay and Saint John–Moncton–Fredericton also registered decreases on a year-over-year basis.

Available on CANSIM: matrix 9921.

The third quarter 2000 issue of *Construction price statistics* (62-007-XPB, \$24/\$79) will be available in December. See *How to order products*.

For more information, or to enquire about the concepts, methods or data quality of this release, contact Denise Potvin (613-951-3350; fax: 613-951-1539; infounit@statcan.ca), Prices Division. ■

University tuition fees - errata 2000/2001

The August 28, 2000 edition of *The Daily* reported that tuition fees at the University of Regina were frozen for the 2000/01 academic year. Subsequent data revisions show an increase in tuition fees at this university, bringing the average increase in undergraduate arts fees for universities in Saskatchewan to 7.7%.

For more information, or to enquire about the concepts, methods or data quality of this release, contact Peter Elliott (613-951-4551; peter.elliott@statcan.ca), Centre for Education Statistics. ■

NEW PRODUCTS

Industry Price Indexes, June 2000
Catalogue number **62-011-XPB** (\$22/\$217).

Building permits, July 2000
Catalogue number **64-001-XIB** (\$19/\$186).

All prices are in Canadian dollars and exclude sales tax. Additional shipping charges apply for delivery outside Canada.

Catalogue numbers with an -XIB or an -XIE extension are Internet versions; those with -XMB or -XME are microfiche; -XPB or -XPE are paper versions; -XDB are electronic versions on diskette and -XCD are electronic versions on compact disc.

How to order products

Order products by phone:

Please refer to the • Title • Catalogue number • Volume number • Issue number • Your VISA or MasterCard number.

In Canada and the United States call:

1-800-267-6677

From other countries call:

1-613-951-7277

To fax your order:

1-877-287-4369

Address changes or account inquiries:


1-800-700-1033

To order a product by mail write: Statistics Canada, Circulation Management, Dissemination Division, Ottawa, K1A 0T6. Include a cheque or money order payable to **Receiver General of Canada/Publications**. Canadian customers add 7% GST and applicable PST.

To order by Internet: write to order@statcan.ca or download an electronic version by accessing Statistics Canada's Web site (www.statcan.ca), under the headings *Products and services*, *Downloadable publications*.

Authorized agents and bookstores also carry Statistics Canada's catalogued publications.

Catalogue 11-001E (F) Catalogue 11-001E (F) ISBN 0-662-4415



Statistics Canada

Thursday, June 3, 1997
For release at 9:30 a.m.

MAJOR RELEASES



- **Urban transit, 1995** 2
Discusses the statistics on taking urban transit, Canadians are using it less and less. In 1996, each Canadian took an average of about 40 trips on some form of urban transit, the lowest level in the past 25 years.
- **Productivity, hourly compensation and unit labour cost, 1995** 4
Growth in productivity among Canadian businesses was noticeably weak again in 1996, accounted for by sluggish gains in employment and slow economic growth during the year.

OTHER RELEASES

- **Help-wanted index, May 1997** 3
- **Short-term Economic Survey** 3
- **Steel primary forms, week ending May 31, 1997** 12
- **Egg production, April 1997** 12

PUBLICATIONS RELEASED

11

Statistics Canada's official release bulletin

Catalogue 11-001E.

Published each working day by the Communications Division, Statistics Canada, 10-H, R.H. Coats Bldg., Tunney's Pasture, Ottawa, Ontario K1A 0T6.

To access *The Daily* on the Internet, visit our site at <http://www.statcan.ca>. To receive *The Daily* each morning by E-mail, send an E-mail message to listproc@statcan.ca. Leave the subject line blank. In the body of the message, type "subscribe daily firstname lastname".

Editor: Tom Vradenburg (613-951-1103, vradtom@statcan.ca)

Head of Official Release: Madeleine Simard (613-951-1088), simamad@statcan.ca

Published by authority of the Minister responsible for Statistics Canada. © Minister of Industry, 2000. Citation in newsprint, magazine, radio, and television reporting is permitted subject to the requirement that Statistics Canada is acknowledged as the source. Any other reproduction is permitted subject to the requirement that Statistics Canada is acknowledged as the source on all copies as follows: Statistics Canada, *The Daily*, catalogue 11-001E, along with date and page references.