



The Daily

Statistics Canada

Wednesday, September 13, 2000

For release at 8:30 a.m.

MAJOR RELEASES

There are no major releases today.

OTHER RELEASES

Educational staff of community colleges and vocational schools, 1997/98	2
Railway carloadings, seven-day period ending August 14, 2000	2
Industrial monitor on CD-ROM, September 2000	2
Farm product prices, January to July 2000	3

NEW PRODUCTS

REGIONAL REFERENCE CENTRES

Labour market and income data guide

2000

The 2000 edition of the *Labour market and income data guide*, is now available in html format. More comprehensive than earlier versions, this fully browsable document covers all Statistics Canada surveys with a labour, income, expenditure or wealth component, including special household and business surveys.

The guide has adopted a thematic approach to contents for greater convenience in browsing, and for ease in locating surveys. Each survey description offers a summary of coverage, methodology, frequency, data collection, information collected, products and services, as well as survey contact persons, many of whom may be reached directly via an e-mail link.

The guide also provides links to relevant Statistics Canada regional reference centers, depository libraries and other distributors.

The 2000 edition of the *Labour market and income data guide* (75F0010XIE) is now available on Statistics Canada's Web site (www.statcan.ca). On the *Products and services* page, choose *Downloadable publications (free)* then *Labour*. For more information, contact Joanne Pilon (613-951-8659; joanne.pilon@statcan.ca), Labour and Household Surveys Analysis Division.



Statistics
Canada

Statistique
Canada

Canada

OTHER RELEASES

Educational staff of community colleges and vocational schools

1997/98

For fiscal 1997/98, community colleges and public vocational schools in Canada employed 64,600 educational staff, down slightly from 65,100 in 1996/97.

The percentage of educational staff in community colleges and public vocational schools aged 50 and over was lower in 1997/98 (28%), than in 1996/97 (33%). The biggest turnover occurred in the Yukon where only 10 of 286 of education staff members, or 4%, were aged 50 and over in 1997/98, compared with 59 of 271, or 22%, in 1996/97.

Among full-time teaching personnel, the proportion of educational staff aged 50 and over was 43% for males and 31% for females. Those proportions were lower than a year earlier, when the comparable figures were 47% for males and 35% for females. The Yukon and Nova Scotia had the lowest proportions of male full-time staff (10% and 22% respectively) aged 50 and over. The highest proportion occurred in Ontario (54%), where, as a result, attrition through retirement may be higher over the next few years.

Full-time staff as a proportion of total educational staff ranged from a low of 35% in both the Yukon and Saskatchewan to a high of 95% and 90% in New Brunswick and Manitoba.

Note: Educational staff comprises academic administrators (deans, directors, chairpersons, co-ordinators, department heads and supervisors) engaged in some teaching in addition to performing administrative duties; teaching staff (teachers, instructors or lecturers); academic advisors and career counsellors (individuals who help guide students into the different educational programs); and employment counsellors who, as part of their job, help students make decisions about academic programs. Data are available for 1997/98 and 1996/97, which was the first year of full coverage from this survey.

To obtain tables or make general inquiries, contact Sharon-Anne Borde (1-800-307-3382; 613-951-1503; sharon-anne.borde@statcan.ca), Centre for Education Statistics. For more information, or to enquire about the concepts, methods or data quality of this release, contact Bernard Bourgoin (613-951-1506; bourber@statcan.ca), Centre for Education Statistics. ■

Railway carloadings

Seven-day period ending August 14, 2000

Non-intermodal traffic loaded during the seven-day period ending August 14 increased 7.5% to 4.6 million tonnes compared with the same period of 1999. The number of cars loaded increased 5.8%.

Intermodal traffic tonnage totalled 416 000 tonnes, a 5.9% increase from the same period of 1999. The year-to-date figures show an increase of 14.8%.

Total traffic increased 7.4% during the reference period. This brought the year-to-date total to 166.0 million tonnes, an increase of 6.9% over 1999.

All year-to-date figures have been revised.

For more information or to enquire about the concepts, methods or data quality of this release, contact Robert Larocque (613-951-2486; fax: 613-951-0009; laroque@statcan.ca), Transportation Division. ■

Industrial monitor on CD-ROM

September 2000

The *Industrial monitor on CD-ROM* offers up-to-date data on more than 150 manufacturing industries and 33 other industries covering construction, wholesale trade and retail trade. This information is offered for 25 sectors, and can be purchased by individual sector or as a complete package.

For each industry, up to 50 variables are organized in the Table Viewer according to five table types: supply, demand, price, labour/employment, and investment/capital stock. The underlying database is also available via the Series Browser for more extensive time-series analysis and inter-industry comparisons.

The *Industrial monitor on CD-ROM* is linked to the Standard Industrial Classification manual, provides pop-up textual descriptions for every series and embodies consistent data conventions — all features designed to make analysis easy and accurate. State-of-the-art functions offer searching, graphing, viewing, exporting and transforming capabilities, providing you with the information quickly and easily.

The September 2000 issue of the *Industrial monitor on CD-ROM* is now available. An annual subscription (one CD-ROM per month) to the full package (15F0015XCB) costs \$995, a savings of more than 80% off the annual subscription price of \$258 per individual sector.

For more information, or to request a free demonstration CD-ROM, contact Yolande Chantigny (1-800-887-IMAD [4623]; 613-951-IMAD [4623]; fax: 613-951-3688; imad@statcan.ca), Industry Measures and Analysis Division, or contact your nearest Statistics Canada Regional Reference Centre. ■

Farm product prices

January to July 2000

Data on monthly farm product prices for the first seven months of 2000 are now available.

For more information on this release, contact Bernie Rosien (613-951-2441; fax: 613-951-3868), Agriculture Division. ■

NEW PRODUCTS

Industrial Monitor on CD-ROM, September 2000
Catalogue number 15F0015XCB (\$995, annual subscription, 1 CD-ROM per month).

Consumer price index, August 2000
Catalogue number 62-001-XPB (\$11/\$103).
Available at 7 a.m. on Thursday, September 14.

Labour market and income data guide, 2000
Catalogue number 75F0010XIE
(Free).

All prices are in Canadian dollars and exclude sales tax. Additional shipping charges apply for delivery outside Canada.

Catalogue numbers with an -XIB or an -XIE extension are Internet versions; those with -XMB or -XME are microfiche; -XPB or -XPE are paper versions; -XDB are electronic versions on diskette and -XCD are electronic versions on compact disc.

How to order products

Order products by phone:

Please refer to the • Title • Catalogue number • Volume number • Issue number • Your VISA or MasterCard number.


In Canada and the United States call: **1-800-267-6677**
From other countries call: **1-613-951-7277**
To fax your order: **1-877-287-4369**
Address changes or account inquiries: **1-800-700-1033**

To order a product by mail write: Statistics Canada, Circulation Management, Dissemination Division, Ottawa, K1A 0T6.
Include a cheque or money order payable to **Receiver General of Canada/Publications**. Canadian customers add 7% GST and applicable PST.

To order by Internet: write to order@statcan.ca or download an electronic version by accessing Statistics Canada's Web site (www.statcan.ca), under the headings *Products and services*, *Downloadable publications*.

Authorized agents and bookstores also carry Statistics Canada's catalogued publications.

Catalogue 11-001E (R) Statcan 11-001/11-001E 0007-0405



Statistics Canada

Thursday, June 5, 1997
For release at 9:30 a.m.



MAJOR RELEASES

- **Urban transit, 1995** 2
Despite the problems on taking urban transit, Canadians are using it less and less. In 1996, about 400 million trips, an average of about 40 trips on some form of urban transit, the lowest level in the past 25 years.
- **Productivity, hourly compensation and unit labour cost, 1995** 4
Growth in productivity among Canadian businesses was relatively weak again in 1996, accompanied by sluggish gains in employment and slow economic growth during the year.

OTHER RELEASES

- **Household Income May 1997** 3
- **Short-term Expectations Survey** 2
- **Steel primary forms, week ending May 31, 1997** 12
- **Egg production, April 1997** 12

PUBLICATIONS RELEASED 11

Statistics Canada's official release bulletin

Catalogue 11-001E.

Published each working day by the Communications Division, Statistics Canada, 10-H, R.H. Coats Bldg., Tunney's Pasture, Ottawa, Ontario K1A 0T6.

To access *The Daily* on the Internet, visit our site at <http://www.statcan.ca>. To receive *The Daily* each morning by E-mail, send an E-mail message to listproc@statcan.ca. Leave the subject line blank. In the body of the message, type "subscribe daily firstname lastname".

Editor: Tom Vradenburg (613-951-1103, vrادتom@statcan.ca)

Head of Official Release: Madeleine Simard (613-951-1088), simamad@statcan.ca

Published by authority of the Minister responsible for Statistics Canada. © Minister of Industry, 2000. Citation in newsprint, magazine, radio, and television reporting is permitted subject to the requirement that Statistics Canada is acknowledged as the source. Any other reproduction is permitted subject to the requirement that Statistics Canada is acknowledged as the source on all copies as follows: Statistics Canada, *The Daily*, catalogue 11-001E, along with date and page references.

REGIONAL REFERENCE CENTRES

Statistics Canada's Regional Reference Centres offer a full range of the Agency's products and services. Each reference centre is equipped with a library and sales counter where you can consult or purchase publications, diskettes, CD-ROM discs, microfiche, maps and more.

Each centre has facilities to retrieve information from CANSIM, Statistics Canada's data retrieval system. A telephone inquiry service is available with toll-free access for those located outside local calling areas. Many other valuable services—from seminars to consultations—are also offered. For information, contact your nearest Regional Reference Centre.

Newfoundland and Labrador, Nova Scotia, Prince Edward Island and New Brunswick

Advisory Services
Statistics Canada
1741 Brunswick Street
2nd Floor, Box 11
Halifax, Nova Scotia
B3J 3X8
Local calls: (902) 426-5331
Toll free: 1-800-263-1136
Fax: 1-902-426-9538
E-mail: atlantic.info@statcan.ca

Quebec and Nunavut

Advisory Services
Statistics Canada
4th Floor, East Tower
Guy Favreau Complex
200 René Lévesque Blvd. W.
Montréal, Québec
H2Z 1X4
Local calls: (514) 283-5725
Toll free: 1-800-263-1136
Fax: 1-514-283-9350

National Capital Region

Statistical Reference Centre (NCR)
Statistics Canada
Lobby, R.H. Coats Building
Holland Avenue
Tunney's Pasture
Ottawa, Ontario
K1A 0T6
Local calls: (613) 951-8116
Fax: 1-613-951-0581
E-mail: infostats@statcan.ca

Ontario

Advisory Services
Statistics Canada
10th Floor
Arthur Meighen Building
25 St. Clair Avenue East
Toronto, Ontario
M4T 1M4
Local calls: (416) 973-6586
Toll free: 1-800-263-1136
Fax: 1-416-973-7475

Manitoba

Advisory Services
Statistics Canada
Via Rail Building, Suite 200
123 Main Street
Winnipeg, Manitoba
R3C 4V9
Local calls: (204) 983-4020
Toll free: 1-800-263-1136
Fax: 1-204-983-7543
E-mail: statswpg@solutions.net

Saskatchewan

Advisory Services
Statistics Canada
Park Plaza, Suite 440
2365 Albert Street
Regina, Saskatchewan
S4P 4K1
Local calls: (306) 780-5405
Toll free: 1-800-263-1136
Fax: 1-306-780-5403
E-mail: statcan@sk.sympatico.ca

Southern Alberta

Advisory Services
Statistics Canada
Discovery Place, Room 201
3553-31 Street N.W.
Calgary, Alberta
T2L 2K7
Local calls: (403) 292-6717
Toll free: 1-800-263-1136
Fax: 1-403-292-4958
E-mail: degagnej@cadvision.com

Northern Alberta and the Northwest Territories

Advisory Services
Statistics Canada
15th Floor, Park Square
10001 Bellamy Hill
Edmonton, Alberta
T5J 3B6
Local calls: (780) 495-3027
Toll free: 1-800-263-1136
Fax: 1-780-495-5318
E-mail:
Johane.Tremblay@a.statcan.ca

British Columbia and the Yukon

Advisory Services
Statistics Canada
Library Square Tower, Suite 600
300 West Georgia Street
Vancouver, B.C.
V6B 6C7
Local calls: (604) 666-3691
Toll free: 1-800-263-1136
Fax: 1-604-666-4863

National toll-free enquiries line (Canada and the United States): 1-800-263-1136
Toll-free order-only line (Canada and the United States): 1-800-267-6677
Toll-free fax order line (Canada and the United States): 1-877-287-4369
Toll-free telecommunications device for the hearing impaired: 1-800-363-7629