

31-001



2-1
DOES NOT CIRCULATE
NE PAS PRÊTER

INVENTORIES, SHIPMENTS AND ORDERS IN MANUFACTURING INDUSTRIES

November, 1956

DOMINION BUREAU
OF STATISTICS
JAN 25 1957
PROPERTY OF THE
LIBRARY

DOMINION BUREAU OF STATISTICS
Industry and Merchandising Division
Inventories Section

DOMINION BUREAU OF STATISTICS
Industry and Merchandising Division
Inventories Section

INVENTORIES, SHIPMENTS AND ORDERS
IN MANUFACTURING INDUSTRIES

November, 1956

Published by Authority of
The Right Honourable C. D. Howe, Minister of Trade and Commerce

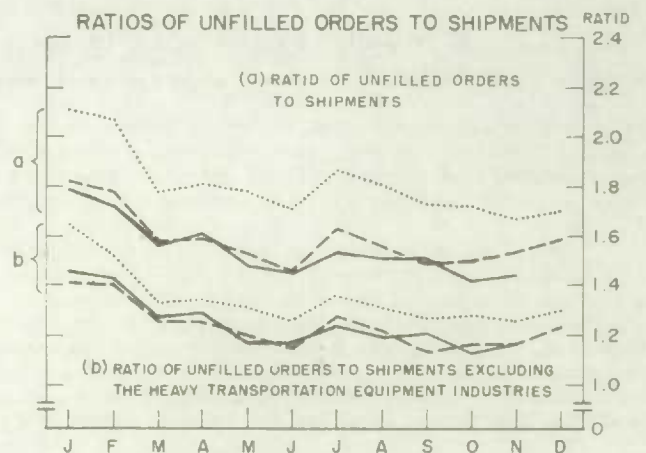
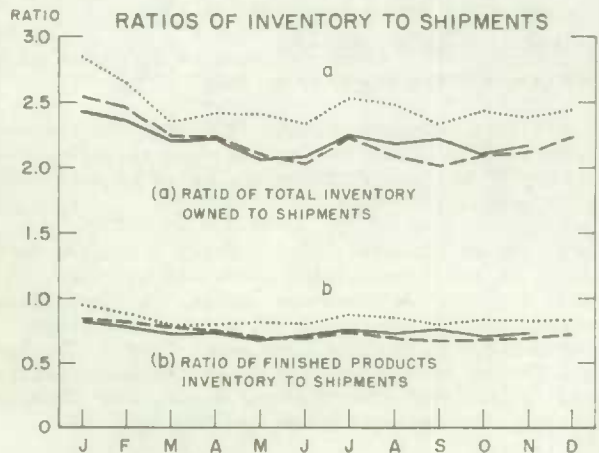
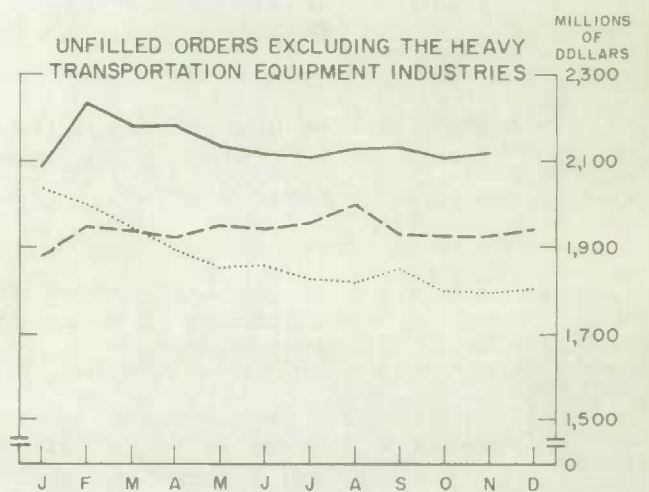
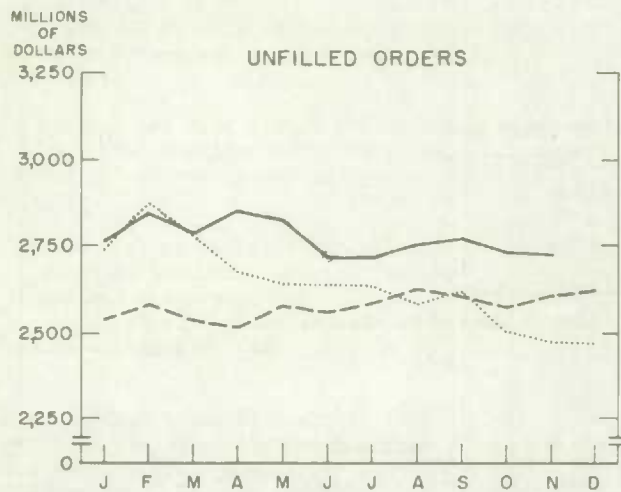
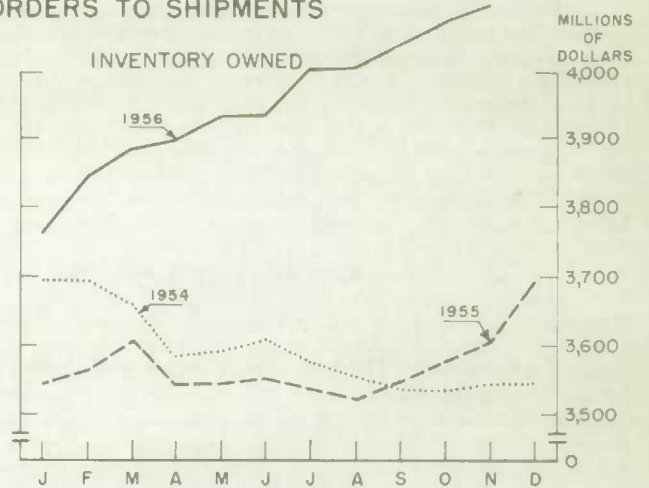
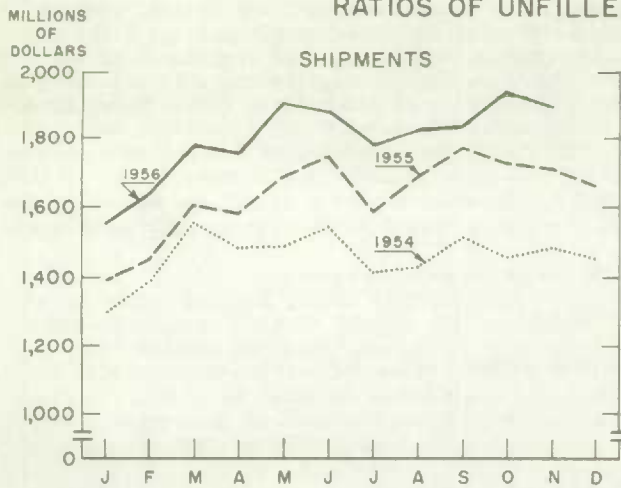
6510-501-116

Price \$2.00 per Year

TABLE OF CONTENTS

| | <u>Page</u> |
|---|-------------|
| Trend Summary (Text and Charts) | 2 |
| Estimated Value of Shipments, Orders, and Inventory, by months: | |
| Table 1 - in All Manufacturing Industries, 1952 to date | 4 |
| Table 2 - in Manufacturing Industries grouped according to the Standard Industrial Classification, 1952 to date | 5 |
| Table 3 - in Manufacturing Industries grouped according to an Economic-Use Classification, 1952 to date | 20 |
| Table 4 - in Selected Individual Industries, current and 12 previous months | 32 |
| List of Industries included in each Economic-Use Grouping in Table 3 | 40 |
| Concepts and Sources | 42 |

ESTIMATED VALUES OF SHIPMENTS, INVENTORY OWNED, AND UNFILLED ORDERS IN ALL MANUFACTURING INDUSTRIES AND RATIOS OF INVENTORY TO SHIPMENTS AND RATIOS OF UNFILLED ORDERS TO SHIPMENTS



TREND SUMMARY

Preliminary estimates indicate the following trends for November:

SHIPMENTS : Total value of manufacturers' shipments for the month at \$1,895 million was \$46 million (2.4%) below the revised level of October 1956 and \$189 million (11%) above the level for the same month last year. The 11-month cumulative total at \$19,767 million was 10% higher than the total of \$17,913 million for the same period of 1955.

Decreases during November were general. All industry groups (Standard Industrial Classification) showed decreases with the exception of Transportation Equipment which increased by \$29 million (18%) and Miscellaneous Industries which remained virtually unchanged. Largest decreases were registered in the following groups: Foods, Beverages and Tobacco Products \$13 million (3%); Rubber Products \$5 million (14%); Leather Products \$2 million (8%); Clothing \$8 million (8%); Wood Products \$18 million (14%); Paper Products \$8 million (5%); Iron and Steel Products \$7 million (3%) and Chemical Products \$6 million (6%). All industry groups showed increases as compared with November, 1955, with the exception of Electrical Apparatus which declined by \$6 million (6%). While the bulk of the increases were in the 1-10% range, Iron and Steel Products increased by 25%, Transportation Equipment by 40%, Non-Metallic Minerals by 33% and Miscellaneous Industries by 29%. In the 11-month cumulative comparison all groups showed increases as compared with the same period of 1955.

Using Economic-Use Classification, all industry groups showed declines during November with the exception of Motor Vehicles and related industries which increased by \$26 million (21%). Largest declines occurred in Semi-Durable Consumers' Goods \$10 million (7%); Durable Consumers' Goods \$4 million (5%); Construction Goods \$9 million (5%) and Export Goods \$20 million (6%). Compared with November, 1955, all groups showed increases with the exception of Durable Consumers' Goods which declined by \$7 million (10%). Largest increases were 27% in Construction Goods and 44% in Motor Vehicles and Related Industries. All groups showed increases for the first eleven months as compared with the same period of 1955 with the exception of Durable Consumers' Goods which remained unchanged.

INVENTORIES : Value of inventory owned by manufacturers at \$4,098 million was \$26 million (0.6%) higher than the revised October value of \$4,072 million and \$478 million (13%) higher than at the end of November, 1955.

Value of inventory held but not owned at \$576 million was \$8 million (1%) higher than the revised October value. The change in total inventory held was, therefore, an increase of \$34 million over the previous month. Raw materials increased by \$22 million (1%), Goods in Process by \$4 million (0.3%) and Finished Products by \$7 million (0.5%).

Changes in total inventory owned during November for Standard Industrial Classification groups were on the whole upward but in most cases the increases were marginal. Largest increases occurred in Foods, Beverages and Tobacco Products \$15 million (2%); Paper Products \$3 million (1%); Transportation Equipment \$6 million (2%) and Chemical Products \$13 million (5%). Largest decreases were registered in Clothing \$4 million (2%); Wood Products \$10 million (4%) and Non Ferrous Metals \$2 million (1%). All groups showed substantial increases over the end of November, 1955.

Using Economic Use Classification, the main increases during November occurred in Heavy Transportation \$5 million (4%); Motor Vehicles and Related Industries \$2 million (1%) and Intermediate Goods and Supplies \$26 million (5%). Decreases were registered in Semi-Durable Consumers' Goods \$4 million (1%) Construction Goods \$4 million (1%) and Export Goods \$8 million (1%). All groups showed increases over the same month last year with the largest increases occurring in Other Capital Goods 20%, Construction Goods 20%, Export Goods 17%, Motor Vehicles and Related Industries 25% and Intermediate Goods and Supplies 18%.

The ratios of total inventory owned to shipments at 2.16 and of finished products to shipments at .72 were up slightly from the October levels but lower than the average for the year to date.

ORDERS : New orders received during November were \$1,888 million, down \$20 million (1%) from the revised October values, but \$149 million (9%) higher than in November, 1955. Since new orders were slightly lower than shipments for the month, total unfilled orders declined by \$8 million (0.3%). The value of unfilled orders at \$2,722 million was \$117 million (4.5%) above the November 1955 level.

Trends in Unfilled orders during the month were mixed. Using Economic - Use groups, increases occurred in Semi-Durable Consumers' Goods, 5%; Other Capital Goods, 4% and Intermediate Goods and Supplies, 4%. Largest decreases were shown in Perishable Consumers' Goods, 5%; Durable Consumers' Goods, 4%; Heavy Transportation Equipment, 3%; Export Goods, 2%; Motor Vehicles and Related Industries, 4% and Unclassifiable Industries, 1%. Compared with November, 1955, decreases were shown in Durable Consumers' Goods, 27%; Heavy Transportation Equipment, 4%; Export Goods, 1%; and Unclassifiable Industries, 4%; while increases occurred in Perishable Consumers' Goods, 11%; Semi-Durable Consumers' Goods, 4%; Other Capital Goods, 23%; Construction Goods, 25%; Motor Vehicles and Related Industries, 30%; and Intermediate Goods and Supplies, 3%.

Table 1. - ESTIMATED VALUE OF SHIPMENTS, ORDERS AND INVENTORY
IN ALL MANUFACTURING INDUSTRIES, by months. (1)

(in thousands of dollars)

(For definitions, see Page 42.)

| Date | SHIPMENTS (2) | ORDERS | | INVENTORY AT END OF MONTH | | | | | |
|---------------|---------------|----------------------------------|---------------------------------|---------------------------|--------------------|--------------------|---------------|------------------|-------------------|
| | | New Orders Received During Month | Unfilled Orders at end of Month | Owned | Held but not Owned | All Inventory Held | | | |
| | | | | | | TOTAL | Raw Materials | Goods in Process | Finished Products |
| 1952 - | | | | | | | | | |
| January | 1,301,514 | N/A | 3,962,772 | 3,531,550 | 217,434 | 3,748,984 | 1,829,158 | 830,032 | 1,089,794 |
| February | 1,326,577 | 1,310,467 | 3,946,662 | 3,530,702 | 242,913 | 3,773,615 | 1,830,178 | 853,913 | 1,089,524 |
| March | 1,378,797 | 1,314,491 | 3,882,356 | 3,512,627 | 270,939 | 3,783,566 | 1,816,069 | 878,848 | 1,088,649 |
| April | 1,404,459 | 1,307,009 | 3,784,906 | 3,445,529 | 288,340 | 3,733,869 | 1,786,230 | 885,769 | 1,061,870 |
| May | 1,498,714 | 1,514,862 | 3,801,054 | 3,441,051 | 304,616 | 3,745,667 | 1,797,377 | 888,708 | 1,059,582 |
| June | 1,450,649 | 1,364,997 | 3,715,402 | 3,457,573 | 323,721 | 3,781,294 | 1,792,891 | 911,863 | 1,076,540 |
| July | 1,387,266 | 1,359,160 | 3,687,296 | 3,444,422 | 336,508 | 3,780,930 | 1,807,903 | 910,681 | 1,062,346 |
| August | 1,351,762 | 1,109,008 | 3,444,542 | 3,449,882 | 366,814 | 3,816,696 | 1,815,699 | 938,830 | 1,062,167 |
| September | 1,480,136 | 1,377,352 | 3,341,758 | 3,463,071 | 382,758 | 3,845,829 | 1,825,492 | 944,452 | 1,075,885 |
| October | 1,540,969 | 1,271,411 | 3,072,200 | 3,452,374 | 414,093 | 3,866,467 | 1,812,908 | 967,481 | 1,086,078 |
| November | 1,409,825 | 1,413,160 | 3,075,535 | 3,458,799 | 428,033 | 3,886,832 | 1,816,161 | 983,121 | 1,087,550 |
| December | 1,408,607 | 1,559,270 | 3,226,198 | 3,510,891 | 410,030 | 3,920,921 | 1,841,423 | 966,184 | 1,113,314 |
| Total | 16,939,275 | | | | | | | | |
| 1953 - | | | | | | | | | |
| January | 1,347,187 | 1,328,042 | 3,207,053 | 3,507,154 | 435,019 | 3,942,173 | 1,834,328 | 1,002,617 | 1,105,228 |
| February | 1,390,021 | 1,391,019 | 3,208,051 | 3,528,945 | 450,067 | 3,979,012 | 1,826,565 | 1,031,081 | 1,121,366 |
| March | 1,554,699 | 1,498,531 | 3,151,883 | 3,524,546 | 464,736 | 3,989,282 | 1,798,697 | 1,058,758 | 1,131,827 |
| April | 1,545,309 | 1,408,646 | 3,015,220 | 3,524,631 | 482,057 | 4,006,688 | 1,788,575 | 1,089,082 | 1,129,031 |
| May | 1,556,442 | 1,375,386 | 2,834,164 | 3,558,638 | 490,799 | 4,049,437 | 1,803,877 | 1,095,770 | 1,149,790 |
| June | 1,586,835 | 1,531,391 | 2,778,720 | 3,611,162 | 493,369 | 4,104,531 | 1,816,787 | 1,112,273 | 1,175,471 |
| July | 1,489,175 | 1,358,955 | 2,648,500 | 3,633,387 | 502,823 | 4,136,210 | 1,840,308 | 1,120,331 | 1,175,571 |
| August | 1,422,636 | 1,366,820 | 2,592,684 | 3,687,568 | 524,395 | 4,211,963 | 1,872,384 | 1,154,559 | 1,185,020 |
| September | 1,538,289 | 1,460,022 | 2,514,417 | 3,659,124 | 535,229 | 4,194,353 | 1,847,958 | 1,155,236 | 1,191,159 |
| October | 1,528,088 | 1,459,566 | 2,445,895 | 3,673,852 | 533,859 | 4,207,711 | 1,847,697 | 1,146,511 | 1,213,503 |
| November | 1,407,783 | 1,528,737 | 2,566,849 | 3,667,752 | 552,867 | 4,220,619 | 1,839,965 | 1,166,462 | 1,214,192 |
| December | 1,395,140 | 1,433,894 | 2,605,603 | 3,698,551 | 520,626 | 4,219,177 | 1,865,070 | 1,130,234 | 1,223,873 |
| Total | 17,761,604 | | | | | | | | |
| 1954 - | | | | | | | | | |
| January | 1,297,014 | 1,430,478 | 2,739,067 | 3,696,418 | 535,027 | 4,231,445 | 1,832,688 | 1,163,262 | 1,235,495 |
| February | 1,388,766 | 1,523,444 | 2,873,745 | 3,695,095 | 517,745 | 4,212,840 | 1,811,464 | 1,161,177 | 1,240,199 |
| March | 1,556,557 | 1,457,669 | 2,774,857 | 3,658,256 | 513,130 | 4,171,386 | 1,792,039 | 1,150,057 | 1,229,290 |
| April | 1,482,807 | 1,385,647 | 2,667,697 | 3,583,337 | 527,026 | 4,110,363 | 1,743,010 | 1,152,279 | 1,215,074 |
| May | 1,488,055 | 1,454,485 | 2,644,127 | 3,591,657 | 525,818 | 4,117,475 | 1,742,253 | 1,141,496 | 1,233,726 |
| June | 1,543,491 | 1,541,082 | 2,641,718 | 3,609,364 | 535,820 | 4,145,184 | 1,749,094 | 1,143,362 | 1,252,728 |
| July | 1,412,968 | 1,405,780 | 2,634,530 | 3,576,311 | 532,213 | 4,108,524 | 1,743,434 | 1,124,522 | 1,240,568 |
| August | 1,430,678 | 1,379,478 | 2,583,330 | 3,554,494 | 539,989 | 4,094,483 | 1,733,384 | 1,127,015 | 1,234,084 |
| September | 1,515,791 | 1,552,956 | 2,620,495 | 3,537,040 | 561,669 | 4,098,709 | 1,718,144 | 1,151,417 | 1,229,148 |
| October | 1,457,178 | 1,341,460 | 2,504,777 | 3,535,315 | 552,439 | 4,087,754 | 1,713,056 | 1,147,273 | 1,227,425 |
| November | 1,483,530 | 1,452,694 | 2,473,941 | 3,542,131 | 550,636 | 4,092,767 | 1,718,517 | 1,148,514 | 1,225,736 |
| December | 1,453,205 | 1,450,270 | 2,471,006 | 3,544,504 | 528,255 | 4,072,759 | 1,730,050 | 1,123,657 | 1,219,052 |
| Total | 17,510,040 | | | | | | | | |
| 1955 - | | | | | | | | | |
| January | 1,391,452 | 1,459,468 | 2,538,638 | 3,542,636 | 532,471 | 4,075,107 | 1,749,350 | 1,133,673 | 1,192,084 |
| February | 1,447,827 | 1,489,194 | 2,580,005 | 3,562,947 | 545,822 | 4,108,769 | 1,748,416 | 1,159,951 | 1,200,402 |
| March | 1,603,457 | 1,562,952 | 2,539,500 | 3,606,697 | 542,059 | 4,148,756 | 1,749,412 | 1,155,804 | 1,243,540 |
| April | 1,582,217 | 1,557,974 | 2,515,257 | 3,541,600 | 539,331 | 4,080,931 | 1,733,022 | 1,149,823 | 1,198,086 |
| May | 1,685,120 | 1,748,939 | 2,579,076 | 3,543,087 | 538,866 | 4,081,953 | 1,727,755 | 1,150,599 | 1,203,599 |
| June | 1,745,515 | 1,724,975 | 2,558,536 | 3,550,913 | 546,172 | 4,097,085 | 1,715,113 | 1,165,832 | 1,216,140 |
| July | 1,583,876 | 1,611,855 | 2,586,515 | 3,537,064 | 533,321 | 4,070,385 | 1,743,465 | 1,145,659 | 1,181,261 |
| August | 1,685,029 | 1,724,233 | 2,625,719 | 3,522,254 | 543,947 | 4,066,201 | 1,718,349 | 1,163,444 | 1,184,408 |
| September | 1,764,438 | 1,744,396 | 2,605,677 | 3,546,701 | 553,439 | 4,100,140 | 1,719,967 | 1,171,394 | 1,208,779 |
| October | 1,717,071 | 1,685,372 | 2,573,978 | 3,576,809 | 566,045 | 4,142,854 | 1,762,698 | 1,194,045 | 1,186,111 |
| November | 1,706,628 | 1,738,503 | 2,605,853 | 3,606,633 | 556,280 | 4,162,913 | 1,791,532 | 1,173,663 | 1,197,718 |
| December | 1,652,630 | 1,669,638 | (3)2,622,861 | 3,691,444 | 515,766 | 4,207,210 | 1,820,414 | 1,168,291 | 1,218,505 |
| TOTAL | 19,565,260 | | | | | | | | |
| 1956 - | | | | | | | | | |
| January | 1,546,084 | 1,690,333 | 2,767,110 | 3,760,212 | 508,658 | 4,268,870 | 1,842,717 | 1,167,160 | 1,258,993 |
| February | 1,637,075 | 1,692,501 | 2,822,536 | 3,842,838 | 520,831 | 4,363,669 | 1,874,307 | 1,206,351 | 1,283,011 |
| March | 1,776,057 | 1,740,502 | 2,786,981 | 3,881,960 | 507,617 | 4,389,577 | 1,881,083 | 1,213,436 | 1,295,058 |
| April | 1,754,167 | 1,815,932 | 2,848,746 | 3,894,984 | 523,425 | 4,418,409 | 1,880,597 | 1,221,648 | 1,316,164 |
| May | 1,903,238 | 1,873,540 | 2,819,048 | 3,930,912 | 544,576 | 4,475,488 | 1,900,456 | 1,248,426 | 1,326,506 |
| June | 1,881,282 | 1,786,889 | 2,724,655 | 3,993,391 | 547,148 | 4,540,535 | 1,922,186 | 1,254,919 | 1,363,434 |
| July | 1,777,520 | 1,771,753 | 2,718,888 | 4,006,231 | 538,947 | 4,545,178 | 1,952,390 | 1,234,227 | 1,358,561 |
| August | 1,826,286 | 1,857,940 | 2,750,542 | 4,008,507 | 544,196 | 4,552,703 | 1,963,518 | 1,243,120 | 1,347,065 |
| September (4) | 1,828,924 | 1,841,695 | 2,763,313 | 4,040,187 | 555,892 | 4,596,079 | 1,967,754 | 1,255,792 | 1,372,533 |
| October (4) | 1,941,324 | 1,907,900 | 2,729,889 | 4,072,337 | 568,144 | 4,640,481 | 1,996,430 | 1,280,969 | 1,363,082 |
| November (4) | 1,895,291 | 1,887,626 | 2,722,224 | 4,097,807 | 575,957 | 4,673,764 | 2,018,471 | 1,284,969 | 1,370,324 |
| December | | | | | | | | | |

(4) Table 1 includes estimates for all items in all industries; in Tables 2 and 3 following, which represent two different breakdowns of the all-industry totals, some items were omitted as noted, and SIC group 9 (Printing and Publishing) has been omitted from Table 2. (2) Annual shipments values differ slightly from published Census of Industry totals, due to inventory adjustments for certain industries where Census of Industry data represent production rather than shipments values. (3) December, 1955 value includes a downward revision of \$16.7 million because of a change in method of reporting by one firm. (4) Preliminary.

Table 2 - ESTIMATED VALUE OF SHIPMENTS; ORDERS AND INVENTORY IN MANUFACTURING INDUSTRIES GROUPED ACCORDING TO THE STANDARD INDUSTRIAL CLASSIFICATION, by months. (1)
(in thousands of dollars)

(a) S.I.C. Groups 1 and 2 - FOODS AND BEVERAGES,
and TOBACCO AND TOBACCO PRODUCTS
(For definitions, see Page 42.)
(For industries included, see Page 40.)

| Date | SHIPMENTS (2) | ORDERS | | INVENTORY AT END OF MONTH | | | | | |
|--------------------------|---------------|----------------------------------|---------------------------------|---------------------------|--------------------|--------------------|---------------|------------------|-------------------|
| | | New Orders Received During Month | Unfilled Orders at end of Month | Owned | Held but not Owned | All Inventory Held | | | |
| | | | | | | TOTAL | Raw Materials | Goods in Process | Finished Products |
| 1952 - | | | | | | | | | |
| January | 288,461 | (3) | (3) | 699,888 | - | 699,888 | 383,133 | 96,036 | 220,719 |
| February | 274,505 | | | 681,243 | - | 681,243 | 376,110 | 97,604 | 207,529 |
| March | 273,133 | | | 666,750 | - | 666,750 | 369,115 | 101,989 | 195,646 |
| April | 299,975 | | | 648,109 | - | 648,109 | 357,471 | 104,485 | 186,153 |
| May | 332,813 | | | 654,173 | - | 654,173 | 356,533 | 107,183 | 190,457 |
| June | 319,390 | | | 653,280 | - | 653,280 | 343,130 | 108,246 | 201,904 |
| July | 329,126 | | | 648,925 | - | 648,925 | 334,779 | 108,050 | 206,096 |
| August | 295,299 | | | 657,360 | - | 651,360 | 319,605 | 108,811 | 222,944 |
| September | 302,858 | | | 678,015 | - | 678,015 | 313,360 | 109,202 | 255,453 |
| October | 324,464 | | | 687,919 | - | 687,919 | 311,947 | 108,856 | 267,116 |
| November | 311,166 | | | 688,925 | - | 688,925 | 315,898 | 110,632 | 262,395 |
| December | 316,589 | | | 687,235 | - | 687,235 | 328,841 | 107,536 | 250,858 |
| Total | 3,667,779 | | | | | | | | |
| 1953 - | | | | | | | | | |
| January | 269,718 | | | 675,227 | - | 675,227 | 330,860 | 108,521 | 235,846 |
| February | 262,849 | | | 670,424 | - | 670,424 | 338,052 | 112,013 | 220,359 |
| March | 294,087 | | | 651,570 | - | 651,570 | 330,614 | 113,528 | 207,428 |
| April | 295,095 | | | 651,167 | - | 651,167 | 332,077 | 114,996 | 204,094 |
| May | 315,360 | | | 659,436 | - | 659,436 | 332,113 | 117,220 | 210,103 |
| June | 330,126 | | | 670,210 | - | 670,210 | 332,069 | 117,984 | 220,157 |
| July | 327,342 | | | 670,998 | - | 670,998 | 331,502 | 116,291 | 223,205 |
| August | 310,910 | | | 685,349 | - | 685,349 | 330,249 | 115,968 | 239,132 |
| September | 317,730 | | | 693,446 | - | 693,446 | 319,660 | 114,091 | 259,695 |
| October | 333,989 | | | 717,449 | - | 717,449 | 327,117 | 114,429 | 275,903 |
| November | 322,556 | | | 718,193 | - | 718,193 | 331,741 | 114,614 | 271,838 |
| December | 326,573 | | | 704,811 | - | 704,811 | 345,206 | 111,471 | 248,134 |
| Total | 3,706,335 | | | | | | | | |
| 1954 - | | | | | | | | | |
| January | 266,848 | | | 692,133 | - | 692,133 | 346,783 | 113,883 | 231,467 |
| February | 279,796 | | | 682,363 | - | 682,363 | 351,135 | 113,090 | 218,138 |
| March | 315,435 | | | 680,633 | - | 680,633 | 362,188 | 114,937 | 203,508 |
| April | 301,699 | | | 660,122 | - | 660,122 | 350,303 | 116,219 | 193,600 |
| May | 314,280 | | | 673,762 | - | 673,762 | 356,234 | 117,478 | 200,050 |
| June | 348,245 | | | 686,517 | - | 686,517 | 361,678 | 117,773 | 207,066 |
| July | 319,103 | | | 673,343 | - | 673,343 | 344,512 | 115,247 | 213,584 |
| August | 308,292 | | | 690,363 | - | 690,363 | 337,199 | 115,068 | 238,096 |
| September | 326,370 | | | 720,304 | - | 720,304 | 338,578 | 114,649 | 267,077 |
| October | 321,734 | | | 722,603 | - | 722,603 | 331,763 | 114,641 | 276,199 |
| November | 323,593 | | | 739,600 | - | 739,600 | 351,426 | 113,760 | 274,414 |
| December | 342,938 | | | 726,909 | - | 726,909 | 359,067 | 110,290 | 257,552 |
| Total | 3,768,333 | | | | | | | | |
| 1955 - | | | | | | | | | |
| January | 288,399 | | | 704,289 | - | 704,289 | 365,124 | 112,201 | 226,964 |
| February | 281,892 | | | 695,285 | - | 695,285 | 369,225 | 113,340 | 212,720 |
| March | 311,024 | | | 688,065 | - | 688,065 | 371,603 | 114,397 | 202,065 |
| April | 311,473 | | | 667,298 | - | 667,298 | 367,794 | 114,952 | 184,552 |
| May | 335,156 | | | 675,177 | - | 675,177 | 362,776 | 118,689 | 193,712 |
| June | 354,009 | | | 680,149 | - | 680,149 | 354,140 | 119,425 | 206,584 |
| July | 345,092 | | | 669,254 | - | 669,254 | 348,410 | 120,444 | 200,400 |
| August | 356,068 | | | 679,712 | - | 679,712 | 335,722 | 117,640 | 226,350 |
| September | 355,722 | | | 700,709 | - | 700,709 | 320,902 | 118,821 | 260,986 |
| October | 341,872 | | | 721,768 | - | 721,768 | 329,346 | 132,561 | 259,861 |
| November | 343,202 | | | 721,205 | - | 721,205 | 346,747 | 117,525 | 256,933 |
| December | 347,283 | | | 718,014 | - | 718,014 | 357,182 | 110,946 | 249,886 |
| TOTAL | 3,971,192 | | | | | | | | |
| 1956 - | | | | | | | | | |
| January | 303,412 | | | 720,164 | - | 720,164 | 368,399 | 108,186 | 243,579 |
| February | 306,384 | | | 703,497 | - | 703,497 | 366,630 | 109,959 | 226,908 |
| March | 329,139 | | | 683,723 | - | 683,723 | 364,902 | 110,503 | 208,318 |
| April | 323,513 | | | 683,718 | - | 683,718 | 366,853 | 113,404 | 203,461 |
| May | 361,998 | | | 681,108 | - | 681,108 | 366,682 | 116,336 | 198,090 |
| June | 376,122 | | | 694,342 | - | 694,342 | 363,253 | 120,173 | 210,916 |
| July | 372,895 | | | 698,140 | - | 698,140 | 358,930 | 123,194 | 216,016 |
| August | 380,328 | | | 711,985 | - | 711,985 | 350,769 | 124,401 | 236,815 |
| September ⁽³⁾ | 372,877 | | | 739,861 | - | 739,861 | 345,456 | 124,510 | 269,895 |
| October ⁽⁴⁾ | 392,240 | | | 750,912 | - | 750,912 | 356,674 | 127,367 | 266,871 |
| November ⁽⁴⁾ | 379,355 | | | 766,220 | - | 766,220 | 374,889 | 124,258 | 267,073 |
| December | | | | | | | | | |

(1) See footnote 1, page 12. (2) See footnote 2, page 4.

(3) The value of Unfilled Orders for industries in this group is small, and sample coverage is not adequate to provide separate estimates for the group.

(4) Preliminary.

Table 2 (Cont'd) - ESTIMATED VALUE OF SHIPMENTS, ORDERS AND INVENTORY IN MANUFACTURING INDUSTRIES
 GROUPED ACCORDING TO THE STANDARD INDUSTRIAL CLASSIFICATION, by months. (1)
 (in thousands of dollars)
 (b) S.I.C. Group 3 - RUBBER PRODUCTS
 (For definitions, see Page 42)
 (For industries included, see Page 40)

| Date | SHIPMENTS(2) | ORDERS | | INVENTORY AT END OF MONTH | | | | | |
|--------------|--------------|----------------------------------|---------------------------------|---------------------------|--------------------|--------------------|---------------|------------------|-------------------|
| | | New Orders Received During Month | Unfilled Orders at end of Month | Owned | Held but not Owned | All Inventory Held | | | |
| | | | | | | TOTAL | Raw Materials | Goods in Process | Finished Products |
| 1952 - | | | | | | | | | |
| January | 21,829 | (3) | (3) | 73,589 | - | 73,589 | 22,311 | 7,616 | 43,662 |
| February | 23,237 | | | 72,925 | - | 72,925 | 21,124 | 7,649 | 44,152 |
| March | 25,134 | | | 72,033 | - | 72,033 | 20,240 | 7,494 | 44,299 |
| April | 23,274 | | | 71,570 | - | 71,570 | 18,751 | 7,365 | 45,454 |
| May | 24,912 | | | 70,058 | - | 70,058 | 17,932 | 7,020 | 45,106 |
| June | 24,840 | | | 69,041 | - | 69,041 | 17,982 | 6,774 | 44,285 |
| July | 22,737 | | | 67,287 | - | 67,287 | 17,906 | 6,784 | 42,597 |
| August | 23,460 | | | 62,351 | - | 62,351 | 17,078 | 6,738 | 38,535 |
| September | 28,263 | | | 59,328 | - | 59,328 | 16,581 | 6,764 | 35,983 |
| October | 28,061 | | | 58,299 | - | 58,299 | 15,467 | 6,788 | 36,044 |
| November | 22,798 | | | 60,132 | - | 60,132 | 14,770 | 6,744 | 38,618 |
| December | 22,505 | | | 63,566 | - | 63,566 | 17,422 | 6,716 | 39,428 |
| Total | 291,050 | | | | | | | | |
| 1953 - | | | | | | | | | |
| January | 19,532 | | | 63,396 | - | 63,396 | 15,379 | 7,133 | 40,884 |
| February | 22,574 | | | 65,177 | - | 65,177 | 15,018 | 7,131 | 43,028 |
| March | 25,232 | | | 66,685 | - | 66,685 | 15,299 | 7,089 | 44,297 |
| April | 25,496 | | | 66,835 | - | 66,835 | 15,478 | 6,921 | 44,436 |
| May | 24,933 | | | 67,223 | - | 67,223 | 15,297 | 6,861 | 45,065 |
| June | 26,003 | | | 67,335 | - | 67,335 | 15,109 | 6,713 | 45,513 |
| July | 23,606 | | | 65,611 | - | 65,611 | 15,070 | 6,394 | 44,147 |
| August | 23,912 | | | 63,967 | - | 63,967 | 15,490 | 7,009 | 41,468 |
| September | 25,720 | | | 63,494 | - | 63,494 | 16,004 | 6,959 | 40,531 |
| October | 25,082 | | | 62,982 | - | 62,982 | 15,541 | 6,446 | 40,995 |
| November | 21,228 | | | 65,320 | - | 65,320 | 15,305 | 6,180 | 43,835 |
| December | 20,227 | | | 68,173 | - | 68,173 | 16,023 | 6,422 | 45,728 |
| Total | 283,545 | | | | | | | | |
| 1954 - | | | | | | | | | |
| January | 19,451 | | | 67,560 | - | 67,560 | 14,801 | 6,554 | 46,205 |
| February | 21,792 | | | 68,547 | - | 68,547 | 14,665 | 6,443 | 47,439 |
| March | 21,771 | | | 69,374 | - | 69,374 | 14,270 | 6,470 | 48,634 |
| April | 23,263 | | | 67,818 | - | 67,818 | 13,791 | 6,283 | 47,744 |
| May | 22,433 | | | 68,529 | - | 68,529 | 13,960 | 6,207 | 48,362 |
| June | 21,698 | | | 69,595 | - | 69,595 | 13,790 | 6,042 | 49,763 |
| July | 20,094 | | | 68,411 | - | 68,411 | 13,887 | 6,168 | 48,356 |
| August | 22,587 | | | 64,827 | - | 64,827 | 13,595 | 6,482 | 44,750 |
| September | 24,915 | | | 62,630 | - | 62,630 | 13,430 | 6,572 | 42,628 |
| October | 23,527 | | | 62,020 | - | 62,020 | 13,775 | 6,543 | 41,702 |
| November | 21,285 | | | 64,652 | - | 64,652 | 13,489 | 6,644 | 44,519 |
| December | 21,372 | | | 66,489 | - | 66,489 | 16,421 | 6,462 | 43,606 |
| Total | 264,188 | | | | | | | | |
| 1955 - | | | | | | | | | |
| January | 24,946 | | | 61,034 | - | 61,034 | 15,081 | 6,613 | 39,340 |
| February | 23,337 | | | 62,288 | - | 62,288 | 15,293 | 6,766 | 40,229 |
| March | 23,045 | | | 65,202 | - | 65,202 | 16,141 | 6,918 | 42,143 |
| April | 23,011 | | | 67,958 | - | 67,958 | 17,065 | 7,014 | 43,879 |
| May | 25,968 | | | 68,570 | - | 68,570 | 17,106 | 6,992 | 44,472 |
| June | 27,756 | | | 67,996 | - | 67,996 | 16,219 | 6,739 | 45,038 |
| July | 27,879 | | | 65,423 | - | 65,423 | 16,829 | 6,569 | 42,025 |
| August | 26,315 | | | 64,652 | - | 64,652 | 18,200 | 7,103 | 39,349 |
| September | 28,213 | | | 66,162 | - | 66,162 | 19,393 | 7,427 | 39,342 |
| October | 28,740 | | | 66,756 | - | 66,756 | 19,983 | 7,373 | 39,400 |
| November | 27,156 | | | 71,504 | - | 71,504 | 20,535 | 7,684 | 43,285 |
| December | 24,347 | | | 79,074 | - | 79,074 | 24,747 | 8,138 | 46,189 |
| TOTAL | 310,713 | | | | | | | | |
| 1956 - | | | | | | | | | |
| January | 22,748 | | | 81,832 | - | 81,832 | 23,757 | 8,396 | 49,679 |
| February | 23,769 | | | 84,869 | - | 84,869 | 23,071 | 8,428 | 53,370 |
| March | 26,352 | | | 87,051 | - | 87,051 | 23,743 | 8,457 | 54,851 |
| April | 30,442 | | | 86,072 | - | 86,072 | 21,826 | 8,429 | 55,817 |
| May | 32,858 | | | 83,930 | - | 83,930 | 20,078 | 8,477 | 55,375 |
| June | 31,568 | | | 83,226 | - | 83,226 | 20,001 | 8,555 | 54,670 |
| July | 29,334 | | | 81,051 | - | 81,051 | 19,509 | 8,153 | 53,389 |
| August | 28,388 | | | 80,279 | - | 80,279 | 19,711 | 8,743 | 51,825 |
| September(4) | 29,279 | | | 81,672 | - | 81,672 | 20,249 | 8,936 | 52,487 |
| October (4) | 33,455 | | | 82,423 | - | 82,423 | 20,416 | 8,756 | 53,251 |
| November (4) | 28,762 | | | 83,818 | - | 83,818 | 20,338 | 8,838 | 54,642 |
| December | | | | | | | | | |

(1) See footnote 1, page 4. (2) See footnote 2, page 4.

(3) The value of Unfilled Orders for industries in this group is small, and sample coverage is not adequate to provide separate estimates for the group.

(4) Preliminary.

Table 2 (Cont'd.) - ESTIMATED VALUE OF SHIPMENTS, ORDERS AND INVENTORY IN MANUFACTURING INDUSTRIES
GROUPED ACCORDING TO THE STANDARD INDUSTRIAL CLASSIFICATION, by months. (1)

(in thousands of dollars)

(c) S.I.C. Group 4 - LEATHER PRODUCTS

(For definitions, see Page 42)

(For industries included, see Page 40)

| Date | SHIPMENTS (2) | ORDERS | | INVENTORY AT END OF MONTH | | | | | |
|---------------|---------------|---|--|---------------------------|-----------------------|--------------------|------------------|---------------------|----------------------|
| | | New Orders Received During Month | Unfilled Orders at end of Month | Owned | Held but not Owned | All Inventory Held | | | |
| | | | | | | TOTAL | Raw Materials | Goods in Process | Finished Products |
| 1952 - | | | | | | | | | |
| January | 16,309 | N/A | 19,838 | 65,946 | - | 65,946 | 32,892 | 13,873 | 19,181 |
| February | 19,156 | 18,464 | 19,146 | 63,458 | - | 63,458 | 31,797 | 12,916 | 18,745 |
| March | 20,176 | 19,847 | 18,817 | 58,319 | - | 58,319 | 28,858 | 12,485 | 16,976 |
| April | 18,931 | 18,887 | 18,773 | 55,360 | - | 55,360 | 27,323 | 12,200 | 15,837 |
| May | 18,196 | 18,682 | 19,259 | 53,614 | - | 53,614 | 26,359 | 11,669 | 15,586 |
| June | 16,018 | 17,884 | 21,125 | 54,560 | - | 54,560 | 27,000 | 11,691 | 15,869 |
| July | 14,293 | 14,834 | 21,666 | 54,918 | - | 54,918 | 27,805 | 12,189 | 14,924 |
| August | 19,588 | 18,054 | 20,132 | 53,205 | - | 53,205 | 27,486 | 12,155 | 13,564 |
| September | 21,219 | 21,884 | 20,797 | 52,193 | - | 52,193 | 26,864 | 12,991 | 12,338 |
| October | 21,196 | 21,650 | 21,251 | 52,133 | - | 52,133 | 26,865 | 12,809 | 12,459 |
| November | 17,661 | 21,806 | 25,396 | 51,648 | - | 51,648 | 25,730 | 13,003 | 12,915 |
| December | 16,458 | 18,606 | 27,544 | 53,215 | - | 53,215 | 24,702 | 13,172 | 15,341 |
| Total | 219,201 | | | | | | | | |
| 1953 - | | | | | | | | | |
| January | 18,477 | 19,734 | 28,801 | 55,033 | - | 55,033 | 25,678 | 14,498 | 14,857 |
| February | 20,730 | 17,119 | 25,190 | 54,562 | - | 54,562 | 25,125 | 14,619 | 14,818 |
| March | 23,451 | 21,395 | 23,134 | 53,359 | - | 53,359 | 24,603 | 14,498 | 14,258 |
| April | 21,464 | 19,060 | 20,730 | 52,124 | - | 52,124 | 23,776 | 13,909 | 14,439 |
| May | 19,277 | 18,105 | 19,558 | 52,699 | - | 52,699 | 24,006 | 13,518 | 15,175 |
| June | 16,841 | 16,158 | 18,875 | 52,987 | - | 52,987 | 23,827 | 13,339 | 15,821 |
| July | 14,912 | 15,578 | 19,541 | 53,084 | - | 53,084 | 24,287 | 13,059 | 15,738 |
| August | 20,366 | 20,684 | 19,859 | 52,772 | - | 52,772 | 23,734 | 13,584 | 15,454 |
| September | 19,942 | 15,280 | 15,197 | 51,690 | - | 51,690 | 23,033 | 13,202 | 15,455 |
| October | 18,086 | 19,675 | 16,786 | 51,504 | - | 51,504 | 22,685 | 13,122 | 15,697 |
| November | 14,991 | 18,704 | 20,499 | 51,319 | - | 51,319 | 21,293 | 13,362 | 16,664 |
| December | 13,873 | 17,801 | 24,427 | 53,370 | - | 53,370 | 23,340 | 12,087 | 17,943 |
| Total | 222,410 | | | | | | | | |
| 1954 - | | | | | | | | | |
| January | 16,436 | 10,068 | 18,059 | 53,099 | - | 53,099 | 22,522 | 12,970 | 17,607 |
| February | 19,104 | 24,888 | 23,843 | 51,363 | - | 51,363 | 21,875 | 12,636 | 16,852 |
| March | 21,497 | 17,450 | 19,796 | 49,656 | - | 49,656 | 21,127 | 11,980 | 16,549 |
| April | 18,715 | 17,494 | 18,575 | 48,803 | - | 48,803 | 20,227 | 11,755 | 16,821 |
| May | 15,931 | 17,653 | 20,297 | 48,957 | - | 48,957 | 20,357 | 11,173 | 17,427 |
| June | 14,851 | 13,570 | 19,016 | 50,381 | - | 50,381 | 20,266 | 10,916 | 19,199 |
| July | 13,454 | 12,219 | 17,781 | 50,332 | - | 50,332 | 21,277 | 10,630 | 18,425 |
| August | 19,216 | 18,766 | 17,331 | 48,850 | - | 48,850 | 20,713 | 10,697 | 17,440 |
| September | 20,185 | 18,275 | 15,421 | 47,365 | - | 47,365 | 20,424 | 10,297 | 16,644 |
| October | 16,668 | 16,304 | 15,057 | 46,511 | - | 46,511 | 19,949 | 10,274 | 16,288 |
| November | 14,755 | 19,369 | 19,671 | 48,004 | - | 48,004 | 20,021 | 10,522 | 17,461 |
| December | 13,623 | 15,331 | 21,379 | 49,972 | - | 49,972 | 20,913 | 9,854 | 19,205 |
| Total | 204,435 | | | | | | | | |
| 1955 - | | | | | | | | | |
| January | 16,996 | 19,293 | 23,676 | 51,207 | - | 51,207 | 20,981 | 10,659 | 19,567 |
| February | 18,628 | 18,499 | 23,547 | 51,716 | - | 51,716 | 21,317 | 11,246 | 19,153 |
| March | 22,234 | 18,827 | 20,140 | 51,778 | - | 51,778 | 21,876 | 11,461 | 18,441 |
| April | 19,526 | 17,806 | 18,420 | 50,284 | - | 50,284 | 21,304 | 11,163 | 17,817 |
| May | 17,870 | 20,566 | 21,116 | 50,841 | - | 50,841 | 21,765 | 11,317 | 17,759 |
| June | 16,200 | 18,543 | 23,459 | 52,948 | - | 52,948 | 21,974 | 11,938 | 19,036 |
| July | 13,413 | 13,905 | 23,951 | 53,219 | - | 53,219 | 22,733 | 12,142 | 18,344 |
| August | 21,758 | 20,409 | 22,602 | 50,727 | - | 50,727 | 21,699 | 12,323 | 16,705 |
| September | 22,751 | 20,294 | 20,145 | 49,658 | - | 49,658 | 22,001 | 11,818 | 15,839 |
| October | 19,904 | 24,066 | 24,307 | 49,142 | - | 49,142 | 21,993 | 11,752 | 15,397 |
| November | 18,943 | 25,266 | 30,630 | 50,710 | - | 50,710 | 22,348 | 11,809 | 16,553 |
| December | 16,791 | 15,412 | 29,251 | 54,110 | - | 54,110 | 23,403 | 12,467 | 18,240 |
| TOTAL | 225,014 | | | | | | | | |
| 1956 - | | | | | | | | | |
| January | 18,695 | 20,537 | 31,093 | 55,875 | - | 55,875 | 25,049 | 12,340 | 18,486 |
| February | 21,848 | 19,318 | 28,563 | 56,936 | - | 56,936 | 26,078 | 12,534 | 18,324 |
| March | 22,401 | 18,072 | 24,234 | 56,386 | - | 56,386 | 26,009 | 12,409 | 17,968 |
| April | 20,148 | 18,315 | 22,401 | 57,201 | - | 57,201 | 26,405 | 12,264 | 18,532 |
| May | 19,990 | 20,226 | 22,637 | 57,585 | - | 57,585 | 26,029 | 12,065 | 19,491 |
| June | 16,691 | 20,264 | 26,210 | 59,449 | - | 59,449 | 26,435 | 11,978 | 21,036 |
| July | 14,797 | 14,360 | 25,773 | 59,762 | - | 59,762 | 26,770 | 12,098 | 20,894 |
| August | 22,276 | 19,804 | 23,301 | 56,794 | - | 56,794 | 26,069 | 11,785 | 18,940 |
| September (3) | 21,264 | 21,754 | 23,791 | 55,595 | - | 55,595 | 25,592 | 12,162 | 17,841 |
| October (3) | 21,825 | 24,568 | 26,526 | 55,813 | - | 55,813 | 25,824 | 12,090 | 17,899 |
| November (3) | 20,088 | 22,647 | 29,085 | 56,622 | - | 56,622 | 25,257 | 12,518 | 18,847 |
| December | | | | | | | | | |

(1) See footnote 1, page 4. (2) See footnote 2, page 4. (3) Preliminary.

Table 2 (Cont'd) - ESTIMATED VALUE OF SHIPMENTS, ORDERS AND INVENTORY IN MANUFACTURING INDUSTRIES GROUPED ACCORDING TO THE STANDARD INDUSTRIAL CLASSIFICATION, by months. (1)

(In thousands of dollars)

(d) S.I.C. Group 5 - TEKILE PRODUCTS (except Clothing)

(For definitions, see Page 42)

(For industries included, see Page 40)

| Date | SHIPMENTS (2) | ORDERS | | INVENTORY AT END OF MONTH | | | | | |
|--------------|---------------|----------------------------------|---------------------------------|---------------------------|--------------------|--------------------|---------------|------------------|-------------------|
| | | New Orders Received During Month | Unfilled Orders at end of Month | Owned | Held but not Owned | All Inventory Held | | | |
| | | | | | | TOTAL | Raw Materials | Goods in Process | Finished Products |
| 1952 - | | | | | | | | | |
| January | 67,086 | N/A | 129,341 | 234,673 | - | 234,673 | 110,935 | 57,150 | 66,588 |
| February | 65,565 | 52,416 | 116,192 | 230,989 | - | 230,989 | 107,724 | 56,361 | 66,904 |
| March | 70,042 | 53,545 | 99,695 | 221,604 | - | 221,604 | 102,833 | 53,578 | 65,193 |
| April | 60,459 | 58,281 | 97,517 | 210,222 | - | 210,222 | 95,267 | 50,564 | 64,391 |
| May | 59,202 | 57,609 | 95,924 | 203,744 | - | 203,744 | 90,534 | 49,210 | 64,000 |
| June | 57,552 | 52,304 | 90,676 | 200,432 | - | 200,432 | 88,758 | 47,543 | 64,131 |
| July | 56,097 | 56,414 | 90,993 | 195,448 | - | 195,448 | 88,409 | 46,133 | 60,906 |
| August | 59,319 | 64,762 | 96,436 | 192,657 | - | 192,657 | 86,995 | 48,136 | 57,526 |
| September | 66,949 | 71,762 | 101,249 | 188,647 | - | 188,647 | 85,837 | 46,700 | 56,110 |
| October | 69,593 | 70,801 | 102,457 | 189,171 | - | 189,171 | 84,579 | 47,799 | 56,793 |
| November | 64,498 | 68,887 | 106,846 | 193,739 | - | 193,739 | 86,373 | 48,110 | 59,256 |
| December | 58,436 | 60,572 | 108,982 | 196,635 | - | 196,635 | 86,174 | 48,955 | 61,506 |
| Total | 754,798 | | | | | | | | |
| 1953 - | | | | | | | | | |
| January | 65,839 | 62,333 | 105,476 | 198,808 | - | 198,808 | 85,443 | 50,342 | 63,023 |
| February | 66,066 | 62,947 | 102,357 | 198,908 | - | 198,908 | 86,741 | 48,700 | 63,467 |
| March | 67,303 | 63,489 | 98,543 | 199,294 | - | 199,294 | 85,590 | 48,832 | 64,872 |
| April | 61,307 | 55,791 | 93,027 | 204,140 | - | 204,140 | 84,306 | 49,036 | 70,798 |
| May | 58,272 | 48,578 | 83,333 | 206,265 | - | 206,265 | 84,270 | 49,493 | 72,502 |
| June | 60,099 | 58,911 | 82,145 | 207,328 | - | 207,328 | 83,664 | 48,646 | 75,018 |
| July | 53,670 | 52,319 | 80,794 | 206,207 | - | 206,207 | 85,035 | 49,703 | 71,469 |
| August | 53,094 | 48,291 | 75,991 | 204,890 | - | 204,890 | 85,143 | 48,893 | 70,854 |
| September | 58,399 | 45,939 | 63,531 | 202,160 | - | 202,160 | 81,229 | 49,022 | 71,909 |
| October | 57,305 | 59,102 | 65,328 | 199,453 | - | 199,453 | 78,846 | 47,765 | 72,842 |
| November | 52,001 | 51,692 | 65,019 | 199,235 | - | 199,235 | 78,899 | 47,349 | 72,987 |
| December | 47,335 | 46,534 | 64,218 | 197,947 | - | 197,947 | 77,171 | 47,191 | 73,585 |
| Total | 700,690 | | | | | | | | |
| 1954 - | | | | | | | | | |
| January | 52,440 | 48,450 | 60,228 | 196,620 | - | 196,620 | 74,916 | 48,104 | 73,600 |
| February | 51,077 | 48,867 | 58,018 | 193,720 | - | 193,720 | 72,559 | 48,053 | 73,108 |
| March | 57,799 | 58,918 | 59,137 | 191,164 | - | 191,164 | 72,031 | 48,044 | 71,089 |
| April | 51,627 | 51,137 | 58,647 | 188,659 | - | 188,659 | 70,659 | 46,803 | 71,197 |
| May | 51,804 | 51,891 | 58,734 | 187,534 | - | 187,534 | 70,049 | 45,480 | 72,005 |
| June | 54,494 | 55,646 | 59,886 | 185,609 | - | 185,609 | 70,340 | 44,379 | 70,890 |
| July | 45,715 | 42,411 | 56,582 | 181,998 | - | 181,998 | 72,174 | 43,288 | 66,536 |
| August | 51,889 | 56,227 | 60,920 | 178,295 | - | 178,295 | 70,576 | 44,355 | 63,364 |
| September | 58,216 | 58,915 | 61,619 | 177,998 | - | 177,998 | 68,459 | 46,589 | 62,950 |
| October | 55,499 | 59,856 | 65,976 | 176,570 | - | 176,570 | 67,572 | 46,232 | 62,766 |
| November | 56,830 | 60,692 | 69,838 | 175,466 | - | 175,466 | 67,316 | 45,121 | 63,029 |
| December | 54,045 | 58,407 | 74,200 | 180,224 | - | 180,224 | 70,443 | 44,043 | 65,738 |
| Total | 641,435 | | | | | | | | |
| 1955 - | | | | | | | | | |
| January | 56,797 | 60,708 | 78,111 | 185,512 | - | 185,512 | 73,357 | 45,025 | 67,130 |
| February | 60,758 | 63,855 | 81,208 | 185,691 | - | 185,691 | 73,184 | 45,829 | 66,678 |
| March | 65,596 | 60,915 | 76,527 | 186,009 | - | 186,009 | 72,725 | 46,208 | 67,076 |
| April | 56,653 | 54,332 | 74,206 | 190,887 | - | 190,887 | 73,746 | 48,364 | 68,777 |
| May | 59,905 | 55,946 | 70,247 | 195,425 | - | 195,425 | 74,580 | 49,329 | 71,516 |
| June | 65,137 | 64,148 | 69,258 | 196,939 | - | 196,939 | 71,954 | 52,393 | 72,592 |
| July | 53,678 | 58,861 | 74,441 | 192,575 | - | 192,575 | 72,756 | 50,117 | 69,702 |
| August | 59,124 | 65,638 | 80,955 | 190,322 | - | 190,322 | 72,275 | 50,357 | 67,690 |
| September | 69,265 | 76,652 | 88,342 | 188,968 | - | 188,968 | 72,210 | 48,466 | 68,292 |
| October | 68,869 | 72,485 | 91,958 | 188,823 | - | 188,823 | 73,419 | 48,588 | 66,816 |
| November | 67,797 | 71,142 | 95,303 | 188,333 | - | 188,333 | 71,662 | 48,001 | 68,670 |
| December | 64,238 | 58,493 | 89,868 | 189,289 | - | 189,289 | 71,881 | 47,107 | 70,301 |
| TOTAL | 747,817 | | | | | | | | |
| 1956 - | | | | | | | | | |
| January | 67,861 | 83,451 | 105,458 | 194,549 | - | 194,549 | 74,161 | 49,344 | 71,044 |
| February | 70,849 | 73,985 | 108,594 | 196,494 | - | 196,494 | 75,787 | 50,712 | 69,995 |
| March | 72,917 | 62,475 | 98,152 | 193,935 | - | 193,935 | 75,609 | 49,072 | 69,254 |
| April | 61,208 | 57,797 | 94,741 | 199,165 | - | 199,165 | 77,419 | 47,133 | 74,613 |
| May | 62,789 | 62,491 | 94,443 | 204,249 | - | 204,249 | 78,763 | 45,480 | 80,006 |
| June | 63,546 | 54,507 | 85,404 | 203,209 | - | 203,209 | 76,660 | 47,397 | 79,152 |
| July | 54,491 | 56,030 | 86,943 | 200,878 | - | 200,878 | 77,285 | 46,943 | 76,650 |
| August | 58,232 | 63,525 | 92,236 | 199,711 | - | 199,711 | 78,010 | 48,105 | 73,596 |
| September(3) | 65,142 | 60,764 | 87,858 | 196,516 | - | 196,516 | 76,065 | 45,928 | 74,523 |
| October (3) | 69,668 | 81,603 | 99,793 | 198,708 | - | 198,708 | 76,297 | 46,057 | 76,354 |
| November (3) | 68,660 | 70,679 | 101,812 | 198,190 | - | 198,190 | 75,422 | 46,714 | 76,854 |
| December | | | | | | | | | |

(1) See footnote 1, page 4.

(2) See footnote 2, page 4.

(3) Preliminary

Table 2 (Cont'd) - ESTIMATED VALUE OF SHIPMENTS, ORDERS AND INVENTORY IN MANUFACTURING INDUSTRIES GROUPED ACCORDING TO THE STANDARD INDUSTRIAL CLASSIFICATION, by months. (1)

(in thousands of dollars)

(e) S.I.C. Group 6 - CLOTHING (TEXTILE AND FUR)

(For definitions, see Page 42)

(For industries included, see Page 40)

| Date | SHIPMENTS (2) | ORDERS | | INVENTORY AT END OF MONTH | | | | | |
|--------------|---------------|----------------------------------|---------------------------------|---------------------------|--------------------|--------------------|---------------|------------------|-------------------|
| | | New Orders Received During Month | Unfilled Orders at end of Month | Owned | Held but not Owned | All Inventory Held | | | |
| | | | | | | TOTAL | Raw Materials | Goods in Process | Finished Products |
| 1952 - | | | | | | | | | |
| January | 53,627 | N/A | 102,371 | 205,746 | - | 205,746 | 115,908 | 26,536 | 63,302 |
| February | 70,323 | 68,028 | 100,076 | 201,658 | - | 201,658 | 112,884 | 27,599 | 61,175 |
| March | 78,089 | 64,047 | 86,034 | 192,160 | - | 192,160 | 107,194 | 27,655 | 57,311 |
| April | 74,175 | 63,788 | 75,647 | 188,491 | - | 188,491 | 107,483 | 26,977 | 54,031 |
| May | 66,910 | 77,715 | 86,452 | 183,499 | - | 183,499 | 104,599 | 26,106 | 52,794 |
| June | 57,100 | 70,781 | 100,133 | 189,567 | - | 189,567 | 105,720 | 27,895 | 55,952 |
| July | 52,374 | 65,084 | 112,843 | 193,126 | - | 193,126 | 107,824 | 30,636 | 54,666 |
| August | 73,193 | 65,113 | 104,763 | 185,916 | - | 185,916 | 105,098 | 30,941 | 49,877 |
| September | 90,130 | 77,709 | 92,342 | 176,211 | - | 176,211 | 100,203 | 30,548 | 45,460 |
| October | 95,455 | 81,115 | 78,002 | 169,845 | - | 169,845 | 97,075 | 27,708 | 45,062 |
| November | 79,630 | 90,364 | 88,736 | 167,492 | - | 167,492 | 95,993 | 27,737 | 43,762 |
| December | 62,144 | 74,091 | 100,683 | 179,894 | - | 179,894 | 100,217 | 28,467 | 51,210 |
| Total | 853,150 | | | | | | | | |
| 1953 - | | | | | | | | | |
| January | 62,122 | 73,185 | 111,746 | 185,724 | - | 185,724 | 101,726 | 30,489 | 53,509 |
| February | 77,359 | 71,860 | 106,247 | 189,336 | - | 189,336 | 102,836 | 31,551 | 54,949 |
| March | 89,704 | 61,107 | 77,650 | 188,595 | - | 188,595 | 102,736 | 31,836 | 54,023 |
| April | 76,884 | 66,849 | 67,615 | 189,836 | - | 189,836 | 103,349 | 31,590 | 54,897 |
| May | 65,425 | 85,709 | 87,899 | 192,030 | - | 192,030 | 103,988 | 31,828 | 56,214 |
| June | 55,962 | 72,451 | 104,388 | 200,794 | - | 200,794 | 103,878 | 33,474 | 63,442 |
| July | 56,345 | 56,236 | 104,279 | 204,702 | - | 204,702 | 108,581 | 33,504 | 62,617 |
| August | 79,533 | 68,521 | 93,267 | 202,598 | - | 202,598 | 108,039 | 34,674 | 59,885 |
| September | 90,248 | 75,141 | 78,160 | 191,963 | - | 191,963 | 104,349 | 33,436 | 54,178 |
| October | 85,513 | 66,090 | 58,737 | 181,447 | - | 181,447 | 100,558 | 30,586 | 50,303 |
| November | 67,897 | 77,586 | 68,426 | 179,368 | - | 179,368 | 99,064 | 29,493 | 50,811 |
| December | 50,989 | 53,883 | 71,320 | 188,369 | - | 188,369 | 100,873 | 26,850 | 60,646 |
| Total | 857,981 | | | | | | | | |
| 1954 - | | | | | | | | | |
| January | 51,418 | 53,100 | 73,002 | 192,998 | - | 192,998 | 103,174 | 29,499 | 60,325 |
| February | 70,619 | 65,957 | 68,340 | 188,456 | - | 188,456 | 100,219 | 28,988 | 59,249 |
| March | 82,613 | 63,602 | 49,329 | 181,174 | - | 181,174 | 95,842 | 28,137 | 57,195 |
| April | 67,824 | 63,827 | 45,332 | 178,597 | - | 178,597 | 93,845 | 27,297 | 57,455 |
| May | 54,562 | 71,922 | 62,692 | 183,341 | - | 183,341 | 94,915 | 28,318 | 60,108 |
| June | 51,485 | 61,960 | 73,167 | 187,422 | - | 187,422 | 95,746 | 30,705 | 60,971 |
| July | 47,000 | 49,388 | 75,555 | 190,239 | - | 190,239 | 99,472 | 30,125 | 60,642 |
| August | 73,742 | 62,832 | 64,645 | 183,720 | - | 183,720 | 96,101 | 29,593 | 58,026 |
| September | 85,267 | 75,487 | 54,865 | 171,477 | - | 171,477 | 91,185 | 28,304 | 51,988 |
| October | 77,418 | 64,455 | 41,902 | 166,662 | - | 166,662 | 90,363 | 26,987 | 49,312 |
| November | 70,462 | 78,588 | 50,028 | 163,550 | - | 163,550 | 87,561 | 26,243 | 49,746 |
| December | 53,197 | 62,248 | 59,079 | 163,706 | - | 163,706 | 84,853 | 24,686 | 54,167 |
| Total | 785,607 | | | | | | | | |
| 1955 - | | | | | | | | | |
| January | 52,890 | 57,195 | 63,386 | 173,445 | - | 173,445 | 90,996 | 25,986 | 56,463 |
| February | 70,367 | 66,231 | 59,250 | 177,158 | - | 177,158 | 89,343 | 26,521 | 61,294 |
| March | 79,688 | 73,319 | 52,881 | 172,860 | - | 172,860 | 86,313 | 26,312 | 60,235 |
| April | 67,858 | 63,770 | 48,793 | 166,732 | - | 166,732 | 80,618 | 25,273 | 60,841 |
| May | 60,098 | 77,340 | 66,035 | 170,505 | - | 170,505 | 82,268 | 27,304 | 60,933 |
| June | 54,778 | 64,755 | 76,012 | 176,110 | - | 176,110 | 84,322 | 27,266 | 64,522 |
| July | 48,465 | 47,260 | 74,807 | 187,169 | - | 187,169 | 91,885 | 29,423 | 65,861 |
| August | 79,469 | 78,261 | 73,599 | 185,014 | - | 185,014 | 89,871 | 29,780 | 65,363 |
| September | 92,850 | 82,472 | 63,221 | 177,558 | - | 177,558 | 87,495 | 28,746 | 61,317 |
| October | 85,308 | 82,736 | 60,649 | 167,917 | - | 167,917 | 83,761 | 27,235 | 56,921 |
| November | 80,319 | 86,796 | 67,126 | 162,814 | - | 162,814 | 82,143 | 26,012 | 54,659 |
| December | 63,179 | 64,066 | 67,813 | 167,090 | - | 167,090 | 81,615 | 26,781 | 58,694 |
| TOTAL | 835,469 | | | | | | | | |
| 1956 - | | | | | | | | | |
| January | 59,767 | 66,841 | 74,887 | 168,735 | - | 168,735 | 81,873 | 28,439 | 58,423 |
| February | 77,159 | 74,366 | 72,094 | 176,669 | - | 176,669 | 86,965 | 29,454 | 60,250 |
| March | 80,517 | 69,580 | 61,157 | 176,218 | - | 176,218 | 84,826 | 29,358 | 62,034 |
| April | 72,255 | 71,888 | 60,790 | 175,919 | - | 175,919 | 82,643 | 29,891 | 63,385 |
| May | 68,174 | 85,523 | 78,139 | 180,723 | - | 180,723 | 83,792 | 31,340 | 65,591 |
| June | 59,469 | 63,276 | 81,946 | 188,638 | - | 188,638 | 87,734 | 32,366 | 68,538 |
| July | 57,445 | 58,863 | 83,364 | 192,417 | - | 192,417 | 91,526 | 32,719 | 68,172 |
| August | 83,710 | 74,116 | 73,770 | 187,876 | - | 187,876 | 89,015 | 32,445 | 66,416 |
| September(3) | 86,613 | 78,864 | 66,021 | 181,522 | - | 181,522 | 86,189 | 32,201 | 63,132 |
| October (3) | 93,071 | 95,580 | 68,530 | 173,245 | - | 173,245 | 83,754 | 30,531 | 58,960 |
| November(3) | 85,372 | 87,859 | 71,017 | 169,397 | - | 169,397 | 81,445 | 29,949 | 58,003 |
| December | | | | | | | | | |

(1) See footnote 1, page 4. (2) See footnote 2, page 4. (3) Preliminary.

Table 2 (Cont'd) - ESTIMATED VALUE OF SHIPMENTS, ORDERS AND INVENTORY IN MANUFACTURING INDUSTRIES GROUPED ACCORDING TO THE STANDARD INDUSTRIAL CLASSIFICATION, by months. (1)

(in thousands of dollars)

(f) S.I.C. Group 7 - WOOD PRODUCTS

(For definitions, see Page 42)

(For industries included, see Page 40)

| Date | SHIPMENTS(2) | ORDERS | | INVENTORY AT END OF MONTH | | | | | |
|--------------|--------------|----------------------------------|---------------------------------|---------------------------|--------------------|--------------------|---------------|------------------|-------------------|
| | | New Orders Received During Month | Unfilled Orders at end of Month | Owned | Held but not Owned | All Inventory Held | | | |
| | | | | | | TOTAL | Raw Materials | Goods in Process | Finished Products |
| 1952 - | | | | | | | | | |
| January | 81,838 | (3) | (3) | 221,407 | - | 221,407 | 123,918 | 26,554 | 70,935 |
| February | 80,502 | | | 234,311 | - | 234,311 | 129,922 | 28,224 | 76,165 |
| March | 92,863 | | | 243,602 | - | 243,602 | 134,038 | 29,630 | 79,934 |
| April | 80,097 | | | 227,673 | - | 227,673 | 125,686 | 27,760 | 74,227 |
| May | 104,648 | | | 241,365 | - | 241,365 | 130,777 | 29,753 | 80,835 |
| June | 110,870 | | | 240,274 | - | 240,274 | 128,892 | 30,212 | 81,170 |
| July | 100,921 | | | 247,321 | - | 247,321 | 131,483 | 31,519 | 84,319 |
| August | 116,724 | | | 247,088 | - | 247,088 | 129,853 | 32,832 | 84,403 |
| September | 114,915 | | | 241,672 | - | 241,672 | 127,278 | 31,128 | 83,266 |
| October | 108,071 | | | 232,836 | - | 232,836 | 122,095 | 29,849 | 80,892 |
| November | 86,789 | | | 219,997 | - | 219,997 | 117,231 | 28,232 | 74,534 |
| December | 81,775 | | | 230,679 | - | 230,679 | 128,377 | 27,285 | 75,017 |
| TOTAL | 1,160,013 | | | | | | | | |
| 1953 - | | | | | | | | | |
| January | 82,229 | | | 236,858 | - | 236,858 | 134,087 | 27,014 | 75,757 |
| February | 98,568 | | | 253,841 | - | 253,841 | 143,588 | 28,786 | 81,467 |
| March | 108,558 | | | 274,143 | - | 274,143 | 153,795 | 30,186 | 90,162 |
| April | 93,398 | | | 263,330 | - | 263,330 | 149,755 | 28,670 | 84,905 |
| May | 114,652 | | | 276,045 | - | 276,045 | 154,026 | 30,358 | 91,661 |
| June | 126,899 | | | 277,640 | - | 277,640 | 152,727 | 31,011 | 93,902 |
| July | 119,288 | | | 276,585 | - | 276,585 | 149,015 | 31,377 | 96,193 |
| August | 113,119 | | | 287,007 | - | 287,007 | 151,624 | 33,256 | 102,127 |
| September | 112,724 | | | 264,887 | - | 264,887 | 140,264 | 30,771 | 93,852 |
| October | 101,776 | | | 254,442 | - | 254,442 | 135,677 | 29,697 | 89,068 |
| November | 85,648 | | | 240,764 | - | 240,764 | 128,715 | 28,430 | 83,619 |
| December | 80,121 | | | 253,248 | - | 253,248 | 142,878 | 27,402 | 82,968 |
| TOTAL | 1,236,980 | | | | | | | | |
| 1954 - | | | | | | | | | |
| January | 77,038 | | | 258,573 | - | 258,573 | 146,961 | 27,486 | 84,126 |
| February | 89,799 | | | 265,150 | - | 265,150 | 151,845 | 28,142 | 85,163 |
| March | 100,810 | | | 277,443 | - | 277,443 | 160,666 | 29,139 | 87,638 |
| April | 85,034 | | | 268,304 | - | 268,304 | 154,101 | 28,396 | 85,807 |
| May | 101,146 | | | 270,097 | - | 270,097 | 153,212 | 28,742 | 88,143 |
| June | 122,686 | | | 279,379 | - | 279,379 | 155,453 | 29,543 | 94,383 |
| July | 117,584 | | | 272,352 | - | 272,352 | 151,011 | 29,741 | 91,600 |
| August | 119,988 | | | 271,622 | - | 271,622 | 149,137 | 29,576 | 92,909 |
| September | 121,394 | | | 257,780 | - | 257,780 | 140,436 | 29,241 | 88,103 |
| October | 107,991 | | | 250,104 | - | 250,104 | 135,470 | 28,866 | 85,768 |
| November | 98,523 | | | 246,079 | - | 246,079 | 132,657 | 28,910 | 84,512 |
| December | 82,013 | | | 241,035 | - | 241,035 | 131,571 | 29,259 | 80,205 |
| TOTAL | 1,224,006 | | | | | | | | |
| 1955 - | | | | | | | | | |
| January | 94,172 | | | 242,760 | - | 242,760 | 133,338 | 27,749 | 81,673 |
| February | 98,178 | | | 259,006 | - | 259,006 | 142,318 | 29,365 | 87,323 |
| March | 107,010 | | | 281,762 | - | 281,762 | 155,655 | 31,269 | 94,838 |
| April | 91,552 | | | 267,921 | - | 267,921 | 147,829 | 29,295 | 90,797 |
| May | 122,304 | | | 265,797 | - | 265,797 | 142,674 | 30,147 | 92,976 |
| June | 153,765 | | | 261,344 | - | 261,344 | 139,107 | 29,658 | 92,579 |
| July | 124,911 | | | 254,223 | - | 254,223 | 135,089 | 29,845 | 89,289 |
| August | 142,706 | | | 239,018 | - | 239,018 | 128,244 | 30,453 | 80,321 |
| September | 142,593 | | | 239,439 | - | 239,439 | 126,976 | 29,706 | 82,757 |
| October | 123,983 | | | 222,502 | - | 222,502 | 121,522 | 27,376 | 73,604 |
| November | 111,472 | | | 219,462 | - | 219,462 | 119,770 | 26,806 | 72,886 |
| December | 110,899 | | | 221,832 | - | 221,832 | 122,522 | 26,441 | 72,869 |
| TOTAL | 1,423,545 | | | | | | | | |
| 1956 - | | | | | | | | | |
| January | 106,021 | | | 229,249 | - | 229,249 | 130,611 | 26,160 | 72,478 |
| February | 113,533 | | | 241,622 | - | 241,622 | 139,077 | 27,344 | 75,201 |
| March | 120,634 | | | 259,260 | - | 259,260 | 149,141 | 28,819 | 81,300 |
| April | 105,165 | | | 255,193 | - | 255,193 | 147,012 | 29,168 | 79,013 |
| May | 127,837 | | | 260,936 | - | 260,936 | 146,807 | 29,868 | 84,261 |
| June | 146,898 | | | 260,033 | - | 260,033 | 144,922 | 30,488 | 84,623 |
| July | 138,058 | | | 255,568 | - | 255,568 | 143,829 | 30,315 | 81,424 |
| August | 152,615 | | | 257,049 | - | 257,049 | 147,756 | 31,264 | 83,029 |
| September(4) | 136,515 | | | 264,386 | - | 264,386 | 143,921 | 32,647 | 87,818 |
| October (4) | 130,943 | | | 252,497 | - | 252,497 | 137,733 | 31,752 | 83,012 |
| November(4) | 113,130 | | | 242,703 | - | 242,703 | 133,309 | 31,033 | 78,361 |
| December | | | | | | | | | |

(1) See footnote 1, page 4.

(2) See footnote 2, page 4.

(3) Sample coverage is not adequate to provide separate estimates of value of New and Unfilled Orders for this group.

(4) Preliminary.

Table 2 (Cont'd) - ESTIMATED VALUE OF SHIPMENTS, ORDERS AND INVENTORY IN MANUFACTURING INDUSTRIES GROUPED ACCORDING TO THE STANDARD INDUSTRIAL CLASSIFICATION, by months. (1)

(in thousands of dollars)

(g) S.I.C. Group 8 - PAPER PRODUCTS

(For definitions, see Page 42)

(For industries included, see Page 40)

| Date | SHIPMENTS (2) | ORDERS | | INVENTORY AT END OF MONTH | | | | | |
|---------------|---------------|----------------------------------|---------------------------------|---------------------------|--------------------|--------------------|---------------|------------------|-------------------|
| | | New Orders Received During Month | Unfilled Orders at end of Month | Owned (| Held but not Owned | All Inventory Held | | | |
| | | | | | | TOTAL | Raw Materials | Goods in Process | Finished Products |
| 1952 - | | | | | | | | | |
| January | 125,914 | (3) | (3) | (4) | (4) | 264,193 | 220,251 | 7,522 | 36,420 |
| February | 127,575 | | | | | 274,252 | 226,803 | 8,040 | 39,409 |
| March | 128,642 | | | | | 280,357 | 228,072 | 8,492 | 43,793 |
| April | 125,777 | | | | | 275,712 | 224,565 | 8,775 | 42,372 |
| May | 124,791 | | | | | 280,256 | 228,518 | 9,107 | 42,631 |
| June | 119,104 | | | | | 281,076 | 231,981 | 9,627 | 39,468 |
| July | 121,876 | | | | | 284,777 | 235,435 | 10,010 | 39,332 |
| August | 122,011 | | | | | 291,102 | 240,308 | 10,735 | 40,059 |
| September | 124,444 | | | | | 301,413 | 251,598 | 10,596 | 39,219 |
| October | 131,757 | | | | | 306,591 | 255,072 | 10,537 | 40,982 |
| November | 130,831 | | | | | 304,999 | 256,075 | 11,434 | 37,490 |
| December | 120,113 | | | | | 305,234 | 255,989 | 11,505 | 37,740 |
| TOTAL | 1,502,835 | | | | | | | | |
| 1953 - | | | | | | | | | |
| January | 125,097 | | | | | 301,712 | 249,381 | 13,253 | 39,078 |
| February | 117,504 | | | | | 295,550 | 239,671 | 13,190 | 42,689 |
| March | 128,685 | | | | | 290,654 | 230,918 | 13,115 | 46,621 |
| April | 137,625 | | | | | 273,997 | 218,189 | 13,032 | 42,776 |
| May | 132,771 | | | | | 266,887 | 213,257 | 11,768 | 41,862 |
| June | 133,496 | | | | | 268,824 | 217,861 | 10,765 | 40,198 |
| July | 129,740 | | | | | 271,901 | 222,584 | 9,710 | 39,607 |
| August | 132,561 | | | | | 270,856 | 224,557 | 8,739 | 37,560 |
| September | 132,075 | | | | | 272,523 | 226,681 | 8,703 | 37,139 |
| October | 142,218 | | | | | 277,280 | 229,949 | 8,877 | 38,454 |
| November | 134,567 | | | | | 271,824 | 228,300 | 8,999 | 34,525 |
| December | 126,681 | | | | | 282,766 | 239,683 | 8,085 | 34,998 |
| TOTAL | 1,573,020 | | | | | | | | |
| 1954 - | | | | | | | | | |
| January | 125,060 | | | | | 271,908 | 224,420 | 9,104 | 38,384 |
| February | 125,289 | | | | | 271,398 | 220,625 | 9,044 | 41,729 |
| March | 136,924 | | | | | 266,010 | 210,032 | 9,070 | 46,908 |
| April | 139,978 | | | | | 253,930 | 199,364 | 9,249 | 45,317 |
| May | 137,927 | | | | | 249,965 | 195,018 | 8,623 | 46,324 |
| June | 139,279 | | | | | 249,961 | 198,296 | 8,233 | 43,432 |
| July | 132,532 | | | | | 256,528 | 203,503 | 7,966 | 45,059 |
| August | 139,206 | | | | | 258,604 | 208,089 | 7,877 | 42,638 |
| September | 137,781 | | | | | 261,787 | 210,844 | 7,945 | 42,998 |
| October | 143,373 | | | | | 266,278 | 217,031 | 7,914 | 41,333 |
| November | 146,659 | | | | | 265,012 | 219,409 | 8,717 | 36,886 |
| December | 133,313 | | | | | 278,117 | 231,698 | 7,764 | 38,655 |
| TOTAL | 1,637,321 | | | | | | | | |
| 1955 - | | | | | | | | | |
| January | 128,385 | | | | | 284,035 | 232,033 | 10,363 | 41,639 |
| February | 127,525 | | | | | 288,759 | 232,558 | 10,393 | 45,808 |
| March | 142,747 | | | | | 283,348 | 225,384 | 9,795 | 48,169 |
| April | 147,840 | | | | | 269,715 | 216,323 | 9,486 | 43,906 |
| May | 149,367 | | | | | 262,678 | 209,894 | 9,490 | 43,294 |
| June | 152,470 | | | | | 262,291 | 213,260 | 9,508 | 39,523 |
| July | 142,411 | | | | | 269,907 | 220,782 | 10,856 | 38,269 |
| August | 154,425 | | | | | 268,498 | 217,843 | 11,349 | 39,306 |
| September | 151,682 | | | | | 270,004 | 219,843 | 11,495 | 38,666 |
| October | 158,569 | | | | | 271,086 | 223,529 | 11,129 | 36,428 |
| November | 156,507 | | | | | 273,292 | 227,210 | 10,291 | 35,791 |
| December | 148,426 | | | | | 290,137 | 247,285 | 9,793 | 33,059 |
| TOTAL | 1,760,354 | | | | | | | | |
| 1956 - | | | | | | | | | |
| January | 145,709 | | | | | 289,003 | 242,352 | 10,416 | 36,235 |
| February | 149,461 | | | | | 294,174 | 245,030 | 10,832 | 38,312 |
| March | 157,037 | | | | | 297,123 | 243,750 | 10,786 | 42,587 |
| April | 154,571 | | | | | 293,786 | 239,504 | 11,495 | 42,787 |
| May | 166,713 | | | | | 296,582 | 240,718 | 11,842 | 44,022 |
| June | 162,612 | | | | | 302,174 | 244,288 | 11,730 | 46,156 |
| July | 158,150 | | | | | 308,033 | 248,647 | 11,899 | 47,447 |
| August | 170,741 | | | | | 314,568 | 253,503 | 12,433 | 48,632 |
| September (5) | 159,287 | | | | | 317,987 | 259,208 | 13,015 | 45,764 |
| October (5) | 168,639 | | | | | 323,369 | 264,059 | 13,779 | 48,031 |
| November (5) | 160,958 | | | | | 326,646 | 266,109 | 13,368 | 47,169 |
| December | | | | | | | | | |

(1) See footnote 1, page 4. (2) See footnote 2, page 4. (3) The value of Unfilled Orders for industries in this group is small and sample coverage is not adequate to provide separate estimates for the group. (4) The value of Inventory Held but Not Owned in this group is very small, and sample coverage is not adequate to provide separate data. Estimates for this type of inventory are included with Total Inventory Held; for all practical purposes this can be considered the equivalent of Inventory Owned as well. (5) Preliminary.

Table 2 (Cont'd) - ESTIMATED VALUE OF SHIPMENTS, ORDERS AND INVENTORY IN MANUFACTURING INDUSTRIES
GROUPED ACCORDING TO THE STANDARD INDUSTRIAL CLASSIFICATION, by months. (1)
(in thousands of dollars)

(h) S.I.C. Group 10 - IRON AND STEEL PRODUCTS

(For definitions, see Page 42)

(For industries included, see Page 40)

| Date | SHIPMENTS(2) | ORDERS | | INVENTORY AT END OF MONTH | | | | | |
|--------------|--------------|----------------------------------|---------------------------------|---------------------------|--------------------|--------------------|---------------|------------------|-------------------|
| | | New Orders Received During Month | Unfilled Orders at end of Month | Owned | Held but not Owned | All Inventory Held | | | |
| | | | | | | TOTAL | Raw Materials | Goods in Process | Finished Products |
| 1952 - | | | | | | | | | |
| January | 161,239 | N/A | 712,608 | 538,759 | 49,719 | 588,478 | 261,737 | 190,597 | 136,144 |
| February | 172,427 | 181,387 | 721,568 | 543,806 | 61,775 | 605,581 | 264,412 | 198,381 | 142,788 |
| March | 175,785 | 177,189 | 722,972 | 550,701 | 71,770 | 622,471 | 265,499 | 207,825 | 149,147 |
| April | 182,250 | 169,696 | 710,418 | 556,985 | 75,021 | 632,006 | 266,002 | 211,645 | 154,359 |
| May | 194,734 | 178,073 | 693,757 | 553,094 | 79,982 | 633,076 | 265,602 | 210,940 | 156,534 |
| June | 188,669 | 147,863 | 652,951 | 564,126 | 86,950 | 651,076 | 267,459 | 218,277 | 165,340 |
| July | 182,670 | 153,525 | 623,806 | 546,288 | 91,194 | 637,482 | 265,541 | 212,187 | 159,754 |
| August | 166,338 | 166,726 | 624,194 | 539,940 | 105,222 | 645,162 | 267,963 | 221,620 | 155,579 |
| September | 182,158 | 156,086 | 598,122 | 536,989 | 100,525 | 637,514 | 267,970 | 218,189 | 151,355 |
| October | 193,270 | 187,221 | 592,173 | 541,282 | 110,601 | 651,883 | 271,705 | 226,632 | 153,546 |
| November | 167,896 | 172,828 | 597,105 | 550,990 | 113,912 | 664,902 | 275,650 | 230,475 | 158,777 |
| December | 167,323 | 185,998 | 615,780 | 562,554 | 99,165 | 661,719 | 273,029 | 220,388 | 168,302 |
| TOTAL | 2,134,759 | | | | | | | | |
| 1953 - | | | | | | | | | |
| January | 164,214 | 168,749 | 620,315 | 562,318 | 111,932 | 674,250 | 270,743 | 234,714 | 168,793 |
| February | 165,391 | 178,133 | 633,057 | 563,510 | 119,638 | 683,148 | 262,753 | 244,143 | 176,252 |
| March | 189,463 | 179,222 | 622,816 | 575,093 | 123,558 | 698,651 | 260,681 | 257,881 | 180,089 |
| April | 189,618 | 167,480 | 600,678 | 584,093 | 123,862 | 707,955 | 254,788 | 274,297 | 178,870 |
| May | 186,765 | 158,310 | 572,223 | 584,724 | 127,912 | 712,636 | 256,476 | 276,414 | 179,746 |
| June | 191,491 | 184,152 | 564,884 | 589,612 | 129,681 | 719,293 | 261,700 | 279,356 | 178,237 |
| July | 170,879 | 138,233 | 532,238 | 591,756 | 137,777 | 729,533 | 265,338 | 287,287 | 176,908 |
| August | 169,361 | 151,465 | 514,342 | 592,847 | 146,666 | 739,513 | 275,342 | 300,494 | 163,677 |
| September | 184,920 | 180,776 | 510,198 | 575,240 | 162,324 | 737,564 | 271,448 | 309,046 | 157,070 |
| October | 176,837 | 164,604 | 497,965 | 571,994 | 170,695 | 742,689 | 269,168 | 309,379 | 164,142 |
| November | 159,239 | 122,526 | 461,252 | 570,102 | 177,967 | 748,069 | 268,387 | 315,200 | 164,482 |
| December | 150,926 | 141,310 | 451,636 | 564,374 | 152,504 | 716,878 | 261,627 | 281,891 | 173,360 |
| TOTAL | 2,099,104 | | | | | | | | |
| 1954 - | | | | | | | | | |
| January | 137,593 | 128,753 | 442,796 | 569,930 | 157,792 | 727,722 | 254,606 | 289,685 | 183,431 |
| February | 151,611 | 136,103 | 427,288 | 576,001 | 143,478 | 719,479 | 249,772 | 280,876 | 188,831 |
| March | 168,621 | 162,715 | 421,382 | 568,481 | 139,419 | 707,900 | 239,142 | 277,452 | 191,306 |
| April | 164,371 | 152,622 | 409,633 | 561,574 | 144,820 | 706,394 | 234,297 | 277,750 | 194,347 |
| May | 167,112 | 135,320 | 377,841 | 557,653 | 150,995 | 708,648 | 230,986 | 283,592 | 194,070 |
| June | 177,954 | 168,050 | 367,937 | 550,458 | 159,984 | 710,442 | 228,776 | 289,992 | 191,674 |
| July | 166,241 | 151,216 | 352,912 | 549,315 | 160,556 | 709,871 | 229,321 | 293,786 | 186,764 |
| August | 165,185 | 177,438 | 365,165 | 530,414 | 169,596 | 700,010 | 226,293 | 297,775 | 175,942 |
| September | 167,471 | 172,521 | 370,215 | 517,237 | 178,694 | 695,931 | 220,294 | 304,286 | 171,351 |
| October | 160,164 | 136,694 | 346,745 | 515,422 | 167,967 | 683,389 | 221,220 | 292,915 | 169,254 |
| November | 155,992 | 168,850 | 359,703 | 505,239 | 169,112 | 674,351 | 214,891 | 286,603 | 172,857 |
| December | 151,291 | 156,018 | 364,430 | 503,830 | 158,032 | 661,862 | 212,316 | 277,768 | 171,778 |
| TOTAL | 1,933,606 | | | | | | | | |
| 1955 - | | | | | | | | | |
| January | 135,187 | 154,160 | 383,403 | 500,474 | 164,917 | 665,391 | 208,864 | 281,026 | 175,501 |
| February | 156,214 | 222,233 | 449,422 | 499,943 | 167,755 | 667,698 | 201,464 | 288,485 | 177,749 |
| March | 179,574 | 197,574 | 467,642 | 504,279 | 166,015 | 670,294 | 200,859 | 284,344 | 185,091 |
| April | 175,700 | 190,535 | 482,477 | 509,832 | 167,266 | 677,098 | 203,293 | 284,418 | 189,387 |
| May | 194,693 | 224,354 | 512,138 | 512,508 | 167,018 | 679,526 | 203,066 | 285,422 | 191,038 |
| June | 201,826 | 212,480 | 522,792 | 512,981 | 171,838 | 684,819 | 204,696 | 293,211 | 186,912 |
| July | 186,288 | 203,703 | 540,209 | 505,295 | 170,949 | 676,244 | 212,310 | 289,544 | 174,390 |
| August | 204,172 | 233,504 | 569,541 | 500,026 | 173,835 | 673,861 | 214,755 | 296,542 | 162,564 |
| September | 214,159 | 193,776 | 549,158 | 496,027 | 177,966 | 673,993 | 218,536 | 301,243 | 154,214 |
| October | 216,982 | 233,194 | 565,370 | 503,651 | 172,930 | 676,581 | 226,881 | 295,296 | 154,404 |
| November | 204,213 | 218,029 | 579,186 | 513,396 | 172,518 | 685,914 | 231,907 | 293,652 | 160,355 |
| December | 196,326 | 254,930 | 637,790 | 538,294 | 171,141 | 709,435 | 232,799 | 305,010 | 171,626 |
| TOTAL | 2,265,334 | | | | | | | | |
| 1956 - | | | | | | | | | |
| January | 183,664 | 217,772 | 671,898 | 555,293 | 163,371 | 718,664 | 236,188 | 301,252 | 181,224 |
| February | 204,467 | 236,963 | 704,394 | 574,727 | 170,282 | 745,009 | 243,027 | 313,725 | 188,257 |
| March | 229,729 | 242,151 | 716,816 | 590,044 | 179,267 | 769,311 | 251,609 | 324,012 | 193,690 |
| April | 222,190 | 229,355 | 723,981 | 600,230 | 189,785 | 790,015 | 250,486 | 335,524 | 204,005 |
| May | 243,634 | 230,600 | 710,947 | 614,559 | 198,104 | 812,663 | 258,095 | 353,518 | 201,050 |
| June | 239,204 | 227,825 | 699,568 | 635,716 | 204,853 | 840,569 | 271,234 | 362,420 | 206,915 |
| July | 231,982 | 224,883 | 692,469 | 632,089 | 207,789 | 839,878 | 276,142 | 368,774 | 194,962 |
| August | 234,084 | 250,919 | 709,304 | 635,641 | 208,279 | 843,920 | 284,391 | 370,689 | 188,840 |
| September(3) | 252,335 | 254,466 | 711,435 | 622,738 | 213,872 | 835,810 | 284,192 | 372,443 | 179,175 |
| October (3) | 262,947 | 245,443 | 703,931 | 635,577 | 214,915 | 850,492 | 292,253 | 379,788 | 178,451 |
| November(3) | 255,605 | 279,575 | 727,901 | 635,392 | 218,985 | 854,377 | 289,982 | 379,668 | 184,727 |
| December | | | | | | | | | |

(1) See footnote 1, page 4.

(2) See footnote 2, page 4.

(3) Preliminary

Table 2 (Cont'd) - ESTIMATED VALUE OF SHIPMENTS, ORDERS AND INVENTORY IN MANUFACTURING INDUSTRIES GROUPED ACCORDING TO THE STANDARD INDUSTRIAL CLASSIFICATION, by months. (1)

(in thousands of dollars)

(1) S.I.C. Group 11 - TRANSPORTATION EQUIPMENT

(For definitions, see Page 42)

(For industries included, see Page 40)

| Date | SHIPMENTS (2) | ORDERS | | INVENTORY AT END OF MONTH | | | | | |
|---------------|---------------|----------------------------------|---------------------------------|---------------------------|--------------------|--------------------|---------------|------------------|-------------------|
| | | New Orders Received During Month | Unfilled Orders at end of Month | Owned | Held but not Owned | All Inventory Held | | | |
| | | | | | | TOTAL | Raw Materials | Goods in Process | Finished Products |
| 1952 - | | | | | | | | | |
| January | 127,202 | N/A | 1,659,829 | 283,925 | 124,486 | 408,411 | 114,927 | 220,150 | 73,334 |
| February | 130,165 | 144,838 | 1,674,502 | 295,382 | 132,884 | 428,266 | 125,663 | 231,671 | 70,932 |
| March | 142,549 | 158,906 | 1,690,859 | 303,898 | 144,646 | 448,544 | 132,818 | 241,987 | 73,739 |
| April | 166,277 | 115,744 | 1,640,326 | 294,437 | 156,343 | 450,780 | 137,739 | 247,007 | 66,034 |
| May | 165,804 | 242,496 | 1,717,018 | 287,834 | 164,788 | 452,622 | 144,142 | 246,464 | 62,016 |
| June | 166,333 | 145,116 | 1,695,801 | 383,992 | 177,232 | 461,224 | 144,524 | 255,731 | 60,969 |
| July | 146,336 | 119,018 | 1,668,483 | 273,463 | 183,197 | 456,660 | 148,204 | 252,870 | 55,586 |
| August | 116,119 | 133,773 | 1,418,591 | 281,065 | 196,862 | 477,927 | 156,300 | 266,304 | 55,323 |
| September | 158,093 | 124,793 | 1,385,291 | 279,644 | 214,295 | 493,939 | 165,297 | 277,036 | 51,606 |
| October | 156,475 | 83,413 | 1,145,403 | 274,797 | 232,469 | 507,266 | 162,814 | 292,284 | 52,168 |
| November | 145,102 | 165,765 | 1,166,066 | 275,712 | 240,531 | 516,243 | 160,428 | 308,830 | 51,985 |
| December | 180,287 | 174,073 | 1,159,852 | 278,934 | 239,441 | 518,375 | 162,839 | 299,545 | 55,991 |
| TOTAL | 1,800,742 | | | | | | | | |
| 1953 - | | | | | | | | | |
| January | 153,441 | 117,270 | 1,121,681 | 280,326 | 249,583 | 529,909 | 169,179 | 304,052 | 56,678 |
| February | 173,653 | 165,426 | 1,113,454 | 389,049 | 253,704 | 542,753 | 168,968 | 314,817 | 58,968 |
| March | 200,577 | 150,142 | 1,063,019 | 290,333 | 264,268 | 554,601 | 171,197 | 325,508 | 57,896 |
| April | 216,472 | 163,265 | 1,009,812 | 287,912 | 280,628 | 568,540 | 172,055 | 336,452 | 60,033 |
| May | 199,606 | 60,000 | 870,206 | 290,373 | 289,267 | 579,640 | 172,798 | 346,164 | 60,678 |
| June | 206,242 | 178,693 | 842,657 | 293,947 | 293,813 | 587,760 | 171,888 | 353,815 | 62,057 |
| July | 199,173 | 133,297 | 776,781 | 286,214 | 294,070 | 580,284 | 167,745 | 349,437 | 63,102 |
| August | 123,034 | 96,369 | 750,116 | 291,042 | 305,041 | 596,083 | 170,142 | 363,954 | 61,987 |
| September | 157,182 | 125,361 | 718,295 | 292,823 | 304,143 | 596,966 | 169,243 | 363,223 | 64,500 |
| October | 152,376 | 126,275 | 692,194 | 294,538 | 294,489 | 589,027 | 169,076 | 356,399 | 63,552 |
| November | 134,146 | 79,472 | 637,520 | 300,092 | 307,938 | 608,030 | 170,418 | 371,524 | 66,088 |
| December | 171,534 | 231,464 | 697,450 | 312,685 | 300,995 | 613,680 | 171,069 | 374,713 | 67,898 |
| TOTAL | 2,089,436 | | | | | | | | |
| 1954 - | | | | | | | | | |
| January | 158,606 | 234,136 | 772,980 | 310,941 | 309,136 | 620,077 | 164,401 | 386,256 | 69,420 |
| February | 177,344 | 351,553 | 947,189 | 319,483 | 308,345 | 627,828 | 161,988 | 395,483 | 70,357 |
| March | 204,037 | 147,774 | 890,926 | 305,725 | 304,947 | 610,672 | 157,298 | 384,903 | 68,471 |
| April | 181,307 | 130,550 | 840,169 | 293,815 | 316,701 | 610,516 | 153,050 | 389,204 | 68,262 |
| May | 163,540 | 161,042 | 837,671 | 283,330 | 315,208 | 598,538 | 151,667 | 379,578 | 67,293 |
| June | 151,689 | 141,476 | 827,458 | 270,483 | 318,722 | 589,205 | 146,896 | 375,916 | 66,393 |
| July | 133,181 | 152,071 | 846,348 | 253,374 | 316,185 | 569,559 | 145,421 | 358,574 | 65,564 |
| August | 89,441 | 51,643 | 808,550 | 243,332 | 317,796 | 561,128 | 145,685 | 355,556 | 59,887 |
| September | 105,680 | 121,483 | 824,353 | 238,173 | 327,872 | 566,045 | 138,782 | 370,854 | 56,409 |
| October | 91,396 | 35,791 | 768,748 | 249,287 | 327,169 | 576,456 | 143,267 | 375,118 | 58,071 |
| November | 115,167 | 92,906 | 746,487 | 253,937 | 321,515 | 575,452 | 140,241 | 378,916 | 56,295 |
| December | 146,826 | 143,171 | 742,832 | 256,514 | 305,825 | 562,339 | 139,881 | 364,456 | 58,002 |
| TOTAL | 1,718,214 | | | | | | | | |
| 1955 - | | | | | | | | | |
| January | 144,827 | 146,370 | 744,375 | 261,316 | 298,023 | 559,339 | 139,260 | 361,800 | 58,279 |
| February | 154,617 | 122,658 | 712,416 | 275,235 | 303,915 | 579,150 | 140,561 | 377,337 | 61,252 |
| March | 165,224 | 133,746 | 680,938 | 311,542 | 296,334 | 607,876 | 140,383 | 376,616 | 90,877 |
| April | 215,104 | 203,820 | 669,654 | 279,650 | 294,068 | 573,718 | 138,321 | 370,436 | 64,961 |
| May | 206,477 | 227,081 | 690,258 | 272,559 | 293,828 | 566,387 | 140,042 | 364,812 | 61,533 |
| June | 201,027 | 181,500 | 670,731 | 261,136 | 294,532 | 555,668 | 136,420 | 363,132 | 56,116 |
| July | 176,707 | 185,250 | 679,274 | 249,451 | 282,324 | 531,775 | 133,141 | 342,336 | 56,298 |
| August | 116,206 | 120,765 | 683,833 | 253,324 | 284,325 | 537,649 | 132,714 | 343,729 | 61,206 |
| September | 123,555 | 116,177 | 676,455 | 260,804 | 284,572 | 546,376 | 136,218 | 346,678 | 62,480 |
| October | 131,297 | 105,220 | 650,378 | 265,377 | 297,556 | 562,933 | 142,286 | 361,719 | 58,928 |
| November | 135,905 | 169,695 | 684,168 | 278,928 | 285,234 | 564,162 | 146,199 | 355,679 | 62,284 |
| December | 155,177 | 153,716 | 682,707 | 290,974 | 252,618 | 543,592 | 144,066 | 338,662 | 60,864 |
| TOTAL | 1,926,123 | | | | | | | | |
| 1956 - | | | | | | | | | |
| January | 134,595 | 135,064 | 683,176 | 306,500 | 251,074 | 557,574 | 146,180 | 337,969 | 73,425 |
| February | 153,680 | 154,488 | 683,984 | 339,028 | 250,771 | 589,799 | 151,228 | 350,590 | 87,981 |
| March | 193,642 | 189,779 | 680,121 | 353,517 | 228,260 | 581,777 | 148,337 | 345,688 | 87,752 |
| April | 221,890 | 296,951 | 755,182 | 346,032 | 229,290 | 575,322 | 149,772 | 335,377 | 90,173 |
| May | 231,115 | 224,083 | 748,150 | 342,361 | 238,534 | 580,895 | 147,089 | 342,326 | 91,480 |
| June | 216,123 | 132,033 | 664,060 | 330,983 | 234,269 | 565,252 | 142,482 | 332,803 | 89,967 |
| July | 196,571 | 198,209 | 665,698 | 320,452 | 237,808 | 558,260 | 143,153 | 318,051 | 97,056 |
| August | 127,715 | 147,101 | 685,084 | 303,556 | 239,693 | 543,249 | 143,595 | 317,060 | 82,594 |
| September (3) | 132,257 | 163,789 | 716,616 | 311,936 | 243,888 | 555,824 | 150,457 | 323,715 | 81,652 |
| October (3) | 161,189 | 147,873 | 703,300 | 332,989 | 252,584 | 585,573 | 155,421 | 339,958 | 90,194 |
| November (3) | 190,302 | 168,000 | 680,998 | 339,001 | 256,208 | 595,209 | 157,023 | 346,593 | 91,593 |
| December | | | | | | | | | |

(1) See footnote 1, page 4.

(2) See footnote 2, page 4.

(3) Preliminary.

Table 2 (Cont'd) - ESTIMATED VALUE OF SHIPMENTS, ORDERS AND INVENTORY IN MANUFACTURING INDUSTRIES GROUPED ACCORDING TO THE STANDARD INDUSTRIAL CLASSIFICATION, by months. (1)

(in thousands of dollars)

(J) S.I.C. Group 12 - NON-FERROUS METAL PRODUCTS

(For definitions, see Page 42)

(For industries included, see Page 40)

| Date | SHIPMENTS(2) | ORDERS | | INVENTORY AT END OF MONTH | | | | | |
|--------------|--------------|----------------------------------|---------------------------------|---------------------------|--------------------|--------------------|---------------|------------------|-------------------|
| | | New Orders Received During Month | Unfilled Orders at end of Month | Owned | Held but not Owned | All Inventory Held | | | |
| | | | | | | TOTAL | Raw Materials | Goods in Process | Finished Products |
| 1952 - | | | | | | | | | |
| January | 102,504 | (3) | (3) | (4) | (4) | 197,669 | 119,526 | 35,641 | 42,502 |
| February | 107,801 | | | | | 199,033 | 121,579 | 35,963 | 41,491 |
| March | 107,971 | | | | | 199,860 | 120,590 | 36,426 | 42,844 |
| April | 101,350 | | | | | 201,241 | 119,993 | 37,001 | 44,247 |
| May | 106,837 | | | | | 202,834 | 121,316 | 35,698 | 45,820 |
| June | 108,833 | | | | | 203,461 | 125,851 | 35,469 | 42,141 |
| July | 90,759 | | | | | 213,718 | 130,882 | 35,715 | 47,121 |
| August | 90,181 | | | | | 217,297 | 134,900 | 36,533 | 45,864 |
| September | 96,652 | | | | | 214,729 | 134,425 | 34,515 | 45,789 |
| October | 101,009 | | | | | 213,274 | 133,332 | 34,734 | 45,208 |
| November | 97,936 | | | | | 209,812 | 132,325 | 34,904 | 42,583 |
| December | 99,128 | | | | | 208,800 | 126,583 | 36,868 | 45,349 |
| TOTAL | 1,210,961 | | | | | | | | |
| 1953 - | | | | | | | | | |
| January | 105,228 | | | | | 208,937 | 124,410 | 38,709 | 45,818 |
| February | 96,067 | | | | | 209,962 | 123,384 | 39,554 | 47,024 |
| March | 110,973 | | | | | 203,479 | 117,914 | 38,994 | 46,571 |
| April | 107,572 | | | | | 204,650 | 117,950 | 40,482 | 46,218 |
| May | 111,935 | | | | | 206,676 | 120,413 | 39,701 | 46,562 |
| June | 113,081 | | | | | 204,617 | 120,038 | 38,745 | 45,834 |
| July | 94,347 | | | | | 211,464 | 125,691 | 41,697 | 44,076 |
| August | 98,964 | | | | | 215,332 | 129,591 | 42,451 | 43,290 |
| September | 102,817 | | | | | 214,131 | 129,639 | 41,409 | 43,083 |
| October | 103,880 | | | | | 214,221 | 130,348 | 40,260 | 43,613 |
| November | 98,154 | | | | | 215,745 | 131,339 | 39,815 | 44,591 |
| December | 97,117 | | | | | 207,084 | 122,630 | 37,899 | 46,555 |
| TOTAL | 1,240,135 | | | | | | | | |
| 1954 - | | | | | | | | | |
| January | 88,961 | | | | | 210,344 | 125,465 | 38,578 | 46,301 |
| February | 90,920 | | | | | 207,882 | 123,996 | 38,964 | 44,922 |
| March | 104,885 | | | | | 203,557 | 121,543 | 38,721 | 43,293 |
| April | 114,093 | | | | | 195,628 | 116,659 | 37,477 | 41,492 |
| May | 111,064 | | | | | 196,832 | 118,087 | 37,063 | 41,682 |
| June | 112,735 | | | | | 196,674 | 119,591 | 36,646 | 40,437 |
| July | 99,089 | | | | | 199,934 | 119,485 | 38,523 | 41,926 |
| August | 104,295 | | | | | 205,253 | 121,721 | 40,765 | 42,767 |
| September | 109,154 | | | | | 210,556 | 125,751 | 42,178 | 42,627 |
| October | 109,520 | | | | | 211,517 | 127,665 | 41,211 | 42,641 |
| November | 114,938 | | | | | 208,511 | 125,895 | 39,672 | 42,944 |
| December | 107,169 | | | | | 203,857 | 119,637 | 39,849 | 45,171 |
| TOTAL | 1,266,823 | | | | | | | | |
| 1955 - | | | | | | | | | |
| January | 115,610 | | | | | 209,500 | 127,531 | 40,506 | 41,463 |
| February | 106,795 | | | | | 208,077 | 126,087 | 40,508 | 41,482 |
| March | 123,590 | | | | | 205,864 | 122,860 | 41,028 | 41,976 |
| April | 122,942 | | | | | 204,614 | 124,023 | 40,151 | 40,440 |
| May | 127,677 | | | | | 206,671 | 127,971 | 40,387 | 38,313 |
| June | 127,055 | | | | | 208,274 | 129,617 | 40,560 | 38,099 |
| July | 117,480 | | | | | 214,239 | 136,290 | 40,751 | 37,198 |
| August | 128,051 | | | | | 219,460 | 140,082 | 41,604 | 37,774 |
| September | 140,034 | | | | | 219,990 | 143,998 | 40,439 | 35,553 |
| October | 138,566 | | | | | 223,847 | 147,746 | 40,400 | 35,701 |
| November | 146,313 | | | | | 216,834 | 141,883 | 40,549 | 34,402 |
| December | 133,730 | | | | | 214,555 | 135,052 | 43,282 | 36,221 |
| TOTAL | 1,527,843 | | | | | | | | |
| 1956 - | | | | | | | | | |
| January | 133,592 | | | | | 220,658 | 138,189 | 43,588 | 38,881 |
| February | 131,194 | | | | | 225,139 | 140,378 | 44,101 | 40,660 |
| March | 135,756 | | | | | 230,164 | 140,701 | 45,058 | 44,405 |
| April | 137,975 | | | | | 233,433 | 141,592 | 46,259 | 45,582 |
| May | 151,308 | | | | | 238,216 | 145,880 | 46,314 | 46,022 |
| June | 139,441 | | | | | 246,080 | 151,538 | 45,097 | 49,445 |
| July | 125,984 | | | | | 254,977 | 157,399 | 44,734 | 52,844 |
| August | 148,324 | | | | | 254,627 | 158,857 | 45,081 | 50,689 |
| September(5) | 138,673 | | | | | 260,582 | 165,883 | 44,888 | 49,811 |
| October (5) | 151,932 | | | | | 263,140 | 167,610 | 45,469 | 50,061 |
| November (5) | 149,850 | | | | | 261,007 | 166,546 | 45,433 | 49,028 |
| December | | | | | | | | | |

(1) See footnote 1, page 4. (2) See footnote 2, page 4. (3) The value of Unfilled Orders for this group cannot be published separately, since less than 3 firms predominate. (4) The value of Inventory Held but Not Owned in this group is very small, and sample coverage is not adequate to provide separate data. Estimates for this type of inventory are included with Total Inventory Held; for all practical purposes this can be considered the equivalent of Inventory Owned as well. (5) Preliminary.

Table 2 (Cont'd)- ESTIMATED VALUE OF SHIPMENTS, ORDERS AND INVENTORY IN MANUFACTURING INDUSTRIES
GROUPED ACCORDING TO THE STANDARD INDUSTRIAL CLASSIFICATION, by months. (1)
(in thousands of dollars)

(k) S.I.C. Group 13 - ELECTRICAL APPARATUS AND SUPPLIES

(For definitions, see Page 42)

(For industries included, see Page 40)

| Date | SHIPMENTS(2) | ORDERS | | INVENTORY AT END OF MONTH | | | | | |
|--------------|--------------|----------------------------------|---------------------------------|---------------------------|--------------------|--------------------|---------------|------------------|-------------------|
| | | New Orders Received During Month | Unfilled Orders at end of Month | Owned | Held but not Owned | All Inventory Held | | | |
| | | | | | | TOTAL | Raw Materials | Goods in Process | Finished Products |
| 1952 - | | | | | | | | | |
| January | 47,983 | N.A. | 294,900 | 212,961 | 42,232 | 255,194 | 87,555 | 88,380 | 79,259 |
| February | 50,332 | 64,843 | 309,411 | 213,146 | 45,755 | 258,901 | 88,813 | 89,153 | 80,935 |
| March | 56,026 | 58,303 | 311,688 | 212,138 | 51,021 | 263,159 | 88,963 | 91,110 | 83,086 |
| April | 53,961 | 61,779 | 319,506 | 206,718 | 53,537 | 260,255 | 83,268 | 93,999 | 82,988 |
| May | 57,792 | 51,993 | 313,707 | 210,428 | 56,858 | 267,286 | 85,382 | 99,627 | 82,277 |
| June | 58,570 | 59,375 | 314,512 | 209,018 | 58,882 | 267,900 | 80,525 | 102,754 | 84,621 |
| July | 51,313 | 40,044 | 303,243 | 204,603 | 61,438 | 266,041 | 80,910 | 103,516 | 81,615 |
| August | 52,971 | 66,529 | 316,801 | 205,466 | 63,790 | 269,256 | 84,122 | 103,649 | 81,485 |
| September | 62,592 | 58,590 | 312,799 | 206,856 | 67,049 | 273,905 | 84,600 | 105,947 | 83,358 |
| October | 70,324 | 73,279 | 315,754 | 197,805 | 70,280 | 268,085 | 77,484 | 106,703 | 83,898 |
| November | 64,541 | 54,243 | 305,456 | 197,118 | 72,840 | 269,958 | 77,776 | 105,771 | 86,411 |
| December | 65,714 | 81,301 | 321,043 | 207,420 | 70,476 | 277,896 | 83,428 | 104,424 | 90,044 |
| Total | 692,119 | | | | | | | | |
| 1953 - | | | | | | | | | |
| January | 56,252 | 58,818 | 323,609 | 205,244 | 72,397 | 277,641 | 81,377 | 109,270 | 86,994 |
| February | 69,358 | 67,436 | 321,687 | 208,940 | 74,090 | 283,030 | 83,465 | 110,465 | 89,100 |
| March | 78,877 | 127,710 | 370,520 | 211,269 | 72,742 | 284,011 | 78,176 | 112,900 | 92,935 |
| April | 75,237 | 61,728 | 357,011 | 215,469 | 73,217 | 288,686 | 79,504 | 114,461 | 94,721 |
| May | 72,397 | 102,070 | 386,684 | 222,150 | 69,541 | 291,691 | 84,156 | 109,147 | 98,388 |
| June | 73,214 | 69,136 | 382,606 | 235,019 | 66,083 | 301,102 | 80,094 | 115,471 | 105,537 |
| July | 60,695 | 42,413 | 364,324 | 233,714 | 67,954 | 301,668 | 80,580 | 117,248 | 103,840 |
| August | 59,767 | 71,091 | 375,648 | 237,343 | 70,442 | 307,785 | 79,562 | 118,309 | 109,914 |
| September | 75,565 | 73,339 | 373,422 | 242,522 | 66,479 | 309,001 | 80,127 | 119,166 | 109,708 |
| October | 75,660 | 77,537 | 375,299 | 243,913 | 66,210 | 310,123 | 79,228 | 118,944 | 111,951 |
| November | 72,864 | 75,908 | 378,343 | 242,775 | 64,364 | 307,139 | 77,706 | 118,544 | 110,889 |
| December | 78,304 | 65,324 | 365,363 | 248,165 | 64,345 | 312,510 | 80,210 | 123,652 | 108,648 |
| Total | 848,190 | | | | | | | | |
| 1954 - | | | | | | | | | |
| January | 60,946 | 49,450 | 353,867 | 249,097 | 65,724 | 314,821 | 77,404 | 121,688 | 115,729 |
| February | 62,818 | 60,508 | 351,557 | 260,079 | 62,028 | 322,107 | 79,330 | 122,484 | 120,293 |
| March | 78,050 | 68,736 | 342,243 | 261,389 | 63,386 | 324,775 | 79,404 | 122,788 | 122,583 |
| April | 74,671 | 62,793 | 330,365 | 262,353 | 59,347 | 321,700 | 78,541 | 121,462 | 121,697 |
| May | 68,601 | 71,594 | 333,358 | 263,347 | 53,379 | 316,726 | 77,829 | 116,672 | 122,225 |
| June | 70,277 | 61,077 | 324,158 | 262,434 | 54,057 | 316,491 | 76,999 | 114,049 | 125,443 |
| July | 56,152 | 55,119 | 323,125 | 255,949 | 53,054 | 309,003 | 76,162 | 110,562 | 122,279 |
| August | 66,588 | 71,223 | 327,760 | 247,599 | 50,379 | 297,978 | 72,849 | 106,853 | 118,276 |
| September | 78,158 | 83,775 | 333,377 | 244,058 | 52,885 | 296,943 | 75,172 | 111,517 | 110,254 |
| October | 77,210 | 68,987 | 325,154 | 236,997 | 55,085 | 292,082 | 74,286 | 112,403 | 105,393 |
| November | 87,076 | 84,885 | 322,963 | 236,821 | 57,791 | 294,612 | 73,130 | 114,867 | 106,615 |
| December | 83,335 | 78,083 | 317,711 | 238,894 | 62,175 | 301,069 | 71,783 | 121,325 | 107,961 |
| Total | 863,882 | | | | | | | | |
| 1955 - | | | | | | | | | |
| January | 74,736 | 43,625 | 286,600 | 238,543 | 67,308 | 305,851 | 74,021 | 124,458 | 107,372 |
| February | 82,374 | 83,627 | 287,853 | 236,401 | 71,916 | 308,317 | 74,723 | 124,775 | 108,819 |
| March | 94,263 | 100,096 | 293,686 | 236,686 | 77,469 | 314,155 | 74,420 | 125,361 | 114,374 |
| April | 75,466 | 84,366 | 302,586 | 243,684 | 75,756 | 319,440 | 81,428 | 127,984 | 110,028 |
| May | 77,845 | 88,801 | 313,542 | 248,078 | 75,779 | 323,857 | 83,646 | 128,076 | 112,135 |
| June | 81,021 | 84,616 | 317,137 | 252,047 | 77,563 | 329,610 | 82,377 | 129,830 | 117,403 |
| July | 67,671 | 62,734 | 312,200 | 247,590 | 77,794 | 325,384 | 85,988 | 131,193 | 108,203 |
| August | 86,614 | 92,197 | 317,783 | 242,885 | 83,532 | 326,417 | 83,518 | 137,174 | 105,725 |
| September | 106,712 | 124,012 | 335,083 | 241,619 | 88,136 | 329,755 | 85,829 | 140,265 | 103,661 |
| October | 97,662 | 95,949 | 333,370 | 241,602 | 92,894 | 334,496 | 90,426 | 143,008 | 101,062 |
| November | 103,863 | 92,263 | 321,770 | 245,803 | 96,050 | 341,853 | 91,927 | 146,661 | 103,265 |
| December | 96,524 | 77,403 | (3) 302,649 | 255,123 | 88,338 | 343,461 | 91,447 | 146,034 | 105,980 |
| TOTAL | 1,044,751 | | | | | | | | |
| 1956 - | | | | | | | | | |
| January | 77,220 | 80,629 | 306,058 | 257,602 | 90,530 | 348,132 | 90,165 | 149,010 | 108,957 |
| February | 87,101 | 90,588 | 309,545 | 265,428 | 96,012 | 361,440 | 93,858 | 155,649 | 111,933 |
| March | 96,448 | 90,690 | 303,787 | 275,943 | 96,299 | 372,242 | 95,783 | 155,884 | 120,575 |
| April | 90,921 | 94,512 | 307,378 | 284,440 | 100,571 | 385,011 | 102,913 | 155,869 | 126,229 |
| May | 90,871 | 97,566 | 314,073 | 293,598 | 104,379 | 397,977 | 110,263 | 158,294 | 129,440 |
| June | 98,924 | 106,725 | 321,874 | 305,181 | 104,402 | 409,583 | 112,539 | 159,492 | 137,552 |
| July | 80,689 | 81,633 | 322,818 | 302,131 | 89,749 | 391,880 | 115,647 | 143,103 | 133,130 |
| August | 84,340 | 80,055 | 318,533 | 298,785 | 92,543 | 391,328 | 115,370 | 145,216 | 130,742 |
| September(4) | 104,602 | 98,864 | 312,795 | 297,278 | 95,125 | 392,403 | 114,468 | 148,915 | 129,020 |
| October (4) | 99,171 | 90,477 | 304,101 | 289,689 | 97,029 | 386,718 | 113,424 | 148,529 | 124,765 |
| November (4) | 97,318 | 95,443 | 302,226 | 289,837 | 97,295 | 387,132 | 111,517 | 149,688 | 125,927 |

(1) See footnote 1, page 4 (2) See footnote 2, page 4. (3) December, 1955 value includes a downward revision of \$16.7 million because of a change in method of reporting by one firm. (4) Preliminary.

Table 2. (Cont'd) - ESTIMATED VALUE OF SHIPMENTS, ORDERS AND INVENTORY IN MANUFACTURING INDUSTRIES GROUPED ACCORDING TO THE STANDARD INDUSTRIAL CLASSIFICATION, by months. (1)
(in thousands of dollars)

(1) S.I.C. Group 14 - NON-METALLIC MINERAL PRODUCTS

(For definitions, see Page 74)

(For industries included, see Page 40)

| Date | SHIPMENTS(2) | ORDERS | | INVENTORY AT END OF MONTH | | | | | |
|--------------|--------------|----------------------------------|---------------------------------|---------------------------|--------------------|--------------------|---------------|------------------|-------------------|
| | | New Orders Received During Month | Unfilled Orders at end of Month | Owned | Held but not Owned | All Inventory Held | | | |
| | | | | | | TOTAL | Raw Materials | Goods in Process | Finished Products |
| 1952 - | | | | | | | | | |
| January | 21,348 | (3) | (3) | (4) | (4) | 60,172 | 34,260 | 4,550 | 21,362 |
| February | 24,166 | | | | | 60,658 | 33,377 | 4,702 | 22,579 |
| March | 26,809 | | | | | 60,687 | 32,657 | 4,787 | 23,243 |
| April | 28,134 | | | | | 60,588 | 33,018 | 4,838 | 22,732 |
| May | 33,439 | | | | | 59,032 | 33,048 | 4,885 | 21,099 |
| June | 32,823 | | | | | 58,450 | 33,267 | 5,075 | 20,108 |
| July | 31,438 | | | | | 58,535 | 33,854 | 5,507 | 19,174 |
| August | 29,755 | | | | | 58,585 | 34,609 | 5,636 | 18,340 |
| September | 31,683 | | | | | 58,406 | 35,446 | 4,776 | 18,184 |
| October | 33,381 | | | | | 57,401 | 34,796 | 5,034 | 17,571 |
| November | 30,960 | | | | | 56,853 | 34,559 | 4,595 | 17,699 |
| December | 26,342 | | | | | 59,161 | 35,120 | 4,637 | 19,404 |
| Total | 350,278 | | | | | | | | |
| 1953 - | | | | | | | | | |
| January | 25,413 | | | | | 61,900 | 34,936 | 5,561 | 21,403 |
| February | 26,235 | | | | | 62,988 | 34,571 | 5,291 | 23,126 |
| March | 32,672 | | | | | 63,089 | 34,062 | 4,492 | 24,535 |
| April | 35,186 | | | | | 62,426 | 34,444 | 4,432 | 23,550 |
| May | 37,796 | | | | | 62,412 | 35,226 | 4,599 | 22,587 |
| June | 37,964 | | | | | 62,755 | 36,555 | 4,311 | 21,889 |
| July | 36,943 | | | | | 62,008 | 36,974 | 3,972 | 21,062 |
| August | 35,397 | | | | | 62,150 | 37,607 | 3,761 | 20,782 |
| September | 38,591 | | | | | 61,406 | 37,347 | 3,635 | 20,424 |
| October | 38,712 | | | | | 62,566 | 38,106 | 3,935 | 20,525 |
| November | 34,596 | | | | | 61,404 | 37,768 | 3,450 | 20,186 |
| December | 29,404 | | | | | 64,603 | 38,362 | 4,296 | 21,945 |
| Total | 408,909 | | | | | | | | |
| 1954 - | | | | | | | | | |
| January | 23,961 | | | | | 65,758 | 36,614 | 4,687 | 24,457 |
| February | 26,925 | | | | | 67,528 | 36,751 | 4,477 | 26,300 |
| March | 33,623 | | | | | 67,709 | 36,128 | 4,623 | 26,958 |
| April | 34,345 | | | | | 67,077 | 34,874 | 4,105 | 28,098 |
| May | 37,976 | | | | | 66,598 | 34,600 | 4,268 | 27,730 |
| June | 43,606 | | | | | 64,493 | 34,662 | 3,363 | 26,468 |
| July | 41,821 | | | | | 62,307 | 34,553 | 3,476 | 24,278 |
| August | 41,121 | | | | | 61,944 | 35,597 | 3,604 | 22,743 |
| September | 40,680 | | | | | 62,040 | 36,794 | 3,403 | 21,843 |
| October | 38,451 | | | | | 61,137 | 36,359 | 3,042 | 21,736 |
| November | 37,875 | | | | | 60,106 | 35,448 | 2,985 | 21,673 |
| December | 28,078 | | | | | 63,607 | 35,108 | 3,854 | 24,645 |
| Total | 428,462 | | | | | | | | |
| 1955 - | | | | | | | | | |
| January | 26,169 | | | | | 67,135 | 34,696 | 4,699 | 27,740 |
| February | 26,619 | | | | | 69,695 | 33,870 | 4,876 | 30,949 |
| March | 32,377 | | | | | 72,518 | 33,246 | 5,377 | 33,895 |
| April | 35,065 | | | | | 73,392 | 34,112 | 5,826 | 33,454 |
| May | 45,530 | | | | | 69,996 | 34,558 | 5,462 | 29,976 |
| June | 50,757 | | | | | 65,288 | 35,410 | 4,936 | 24,942 |
| July | 43,087 | | | | | 63,732 | 35,699 | 4,513 | 23,520 |
| August | 47,044 | | | | | 62,339 | 36,706 | 4,334 | 21,299 |
| September | 45,951 | | | | | 62,501 | 37,860 | 3,749 | 20,892 |
| October | 42,541 | | | | | 63,726 | 39,596 | 3,556 | 20,574 |
| November | 38,527 | | | | | 64,792 | 39,261 | 3,555 | 21,976 |
| December | 30,604 | | | | | 70,941 | 39,846 | 5,554 | 25,541 |
| TOTAL | 464,271 | | | | | | | | |
| 1956 - | | | | | | | | | |
| January | 32,497 | | | | | 74,302 | 39,056 | 6,605 | 28,641 |
| February | 33,353 | | | | | 78,202 | 39,384 | 7,160 | 31,658 |
| March | 39,318 | | | | | 81,526 | 39,470 | 7,712 | 34,344 |
| April | 44,822 | | | | | 82,601 | 39,952 | 7,211 | 35,438 |
| May | 52,778 | | | | | 82,314 | 41,271 | 6,948 | 34,095 |
| June | 53,552 | | | | | 78,027 | 40,547 | 6,062 | 31,418 |
| July | 49,680 | | | | | 77,523 | 42,376 | 6,245 | 28,902 |
| August | 50,227 | | | | | 77,768 | 45,511 | 6,206 | 26,051 |
| September(5) | 46,281 | | | | | 76,437 | 44,072 | 6,264 | 26,101 |
| October (5) | 53,667 | | | | | 75,420 | 45,170 | 5,851 | 24,799 |
| November(5) | 51,382 | | | | | 75,445 | 45,186 | 5,186 | 25,073 |
| December | | | | | | | | | |

(1) See footnote 1, page 4. (2) See footnote 2, page 4. (3) The value of Unfilled Orders for industries in this group is small, and sample coverage is not adequate to provide separate estimates for the group. (4) The value of Inventory Held but Not Owned in this group is very small, and sample coverage is not adequate to provide separate data. Estimates for this type of inventory are included with Total Inventory Held; for all practical purposes this can be considered the equivalent of Inventory Owned as well. (5) Preliminary.

Table 2 (Cont'd) - ESTIMATED VALUE OF SHIPMENTS, ORDERS AND INVENTORY IN MANUFACTURING INDUSTRIES GROUPED ACCORDING TO THE STANDARD INDUSTRIAL CLASSIFICATION, by months. (1)
(in thousands of dollars)

(a) S.I.C. Group 15 - PRODUCTS OF PETROLEUM AND COAL

(For definitions, see Page 42)

(For industries included, see Page 40)

| Date | SHIPMENTS(2) | ORDERS | | INVENTORY AT END OF MONTH | | | | | |
|--------------|--------------|----------------------------------|---------------------------------|---------------------------|--------------------|--------------------|---------------|------------------|-------------------|
| | | New Orders Received During Month | Unfilled Orders at end of Month | Owned | Held but not Owned | All Inventory Held | | | |
| | | | | | | TOTAL | Raw Materials | Goods in Process | Finished Products |
| 1952 - | | | | | | | | | |
| January | 64,228 | (3) | (3) | 188,190 | - | 188,190 | 51,790 | 12,972 | 123,428 |
| February | 58,119 | | | 178,833 | - | 178,833 | 43,125 | 12,680 | 123,028 |
| March | 58,075 | | | 171,966 | - | 171,966 | 41,488 | 11,742 | 118,736 |
| April | 59,195 | | | 175,834 | - | 175,834 | 47,749 | 12,260 | 115,825 |
| May | 71,769 | | | 176,261 | - | 176,261 | 53,344 | 11,776 | 111,141 |
| June | 64,669 | | | 184,299 | - | 184,299 | 58,091 | 12,826 | 113,382 |
| July | 67,676 | | | 189,158 | - | 189,158 | 62,301 | 14,934 | 111,923 |
| August | 66,810 | | | 197,752 | - | 197,752 | 67,241 | 12,996 | 117,515 |
| September | 69,012 | | | 205,646 | - | 205,646 | 73,378 | 13,074 | 119,194 |
| October | 75,416 | | | 204,295 | - | 204,295 | 74,447 | 13,276 | 116,572 |
| November | 63,664 | | | 211,540 | - | 211,540 | 77,209 | 13,258 | 121,073 |
| December | 69,036 | | | 206,868 | - | 206,868 | 72,079 | 13,666 | 121,123 |
| Total | 787,669 | | | | | | | | |
| 1953 - | | | | | | | | | |
| January | 62,814 | | | 198,844 | - | 198,844 | 63,802 | 13,888 | 121,154 |
| February | 57,190 | | | 192,479 | - | 192,479 | 54,784 | 14,810 | 122,885 |
| March | 60,580 | | | 183,910 | - | 183,910 | 45,248 | 14,186 | 124,476 |
| April | 59,314 | | | 193,274 | - | 193,274 | 52,156 | 15,640 | 125,478 |
| May | 65,801 | | | 197,225 | - | 197,225 | 54,892 | 16,684 | 125,649 |
| June | 68,540 | | | 201,413 | - | 201,413 | 61,339 | 15,692 | 124,382 |
| July | 70,326 | | | 210,919 | - | 210,919 | 65,910 | 14,082 | 130,927 |
| August | 71,028 | | | 222,749 | - | 222,749 | 72,389 | 14,746 | 135,614 |
| September | 76,476 | | | 231,078 | - | 231,078 | 77,198 | 13,998 | 139,882 |
| October | 74,853 | | | 232,215 | - | 232,215 | 75,754 | 16,230 | 140,231 |
| November | 70,005 | | | 233,850 | - | 233,850 | 71,973 | 16,564 | 145,313 |
| December | 71,403 | | | 223,610 | - | 223,610 | 63,607 | 14,503 | 145,500 |
| Total | 808,330 | | | | | | | | |
| 1954 - | | | | | | | | | |
| January | 81,676 | | | 225,444 | - | 225,444 | 63,189 | 16,266 | 145,989 |
| February | 78,136 | | | 218,613 | - | 218,613 | 55,180 | 15,503 | 147,930 |
| March | 81,871 | | | 214,558 | - | 214,558 | 54,866 | 15,544 | 144,148 |
| April | 76,777 | | | 215,292 | - | 215,292 | 57,635 | 17,862 | 139,795 |
| May | 82,438 | | | 219,944 | - | 219,944 | 56,383 | 17,682 | 145,879 |
| June | 83,404 | | | 225,327 | - | 225,327 | 57,022 | 16,044 | 152,261 |
| July | 85,958 | | | 227,208 | - | 227,208 | 57,548 | 15,128 | 154,532 |
| August | 85,434 | | | 232,208 | - | 232,208 | 60,438 | 15,211 | 156,559 |
| September | 88,169 | | | 231,724 | - | 231,724 | 62,059 | 13,935 | 155,730 |
| October | 88,481 | | | 238,445 | - | 238,445 | 63,357 | 16,113 | 158,975 |
| November | 91,146 | | | 235,095 | - | 235,095 | 62,676 | 17,418 | 155,001 |
| December | 95,323 | | | 224,834 | - | 224,834 | 59,398 | 18,070 | 147,366 |
| Total(4) | 1,018,763 | | | | | | | | |
| 1955 - | | | | | | | | | |
| January | 86,034 | | | 222,168 | - | 222,168 | 56,785 | 18,038 | 147,345 |
| February | 86,076 | | | 216,653 | - | 216,653 | 53,366 | 18,047 | 145,240 |
| March | 92,762 | | | 210,652 | - | 210,652 | 53,102 | 15,733 | 141,817 |
| April | 81,642 | | | 215,218 | - | 215,218 | 54,529 | 15,545 | 145,144 |
| May | 92,236 | | | 218,456 | - | 218,456 | 58,123 | 15,514 | 144,819 |
| June | 96,615 | | | 225,612 | - | 225,612 | 58,971 | 18,092 | 148,549 |
| July | 94,009 | | | 234,362 | - | 234,362 | 59,851 | 18,327 | 156,184 |
| August | 106,198 | | | 236,720 | - | 236,720 | 60,454 | 17,570 | 158,696 |
| September | 105,119 | | | 243,914 | - | 243,914 | 62,686 | 17,039 | 164,189 |
| October | 100,347 | | | 251,727 | - | 251,727 | 70,161 | 16,393 | 165,173 |
| November | 108,518 | | | 252,588 | - | 252,588 | 72,424 | 16,222 | 163,942 |
| December | 111,217 | | | 247,110 | - | 247,110 | 66,774 | 17,410 | 162,926 |
| TOTAL | 1,160,773 | | | | | | | | |
| 1956 - | | | | | | | | | |
| January | 103,307 | | | 245,534 | - | 245,534 | 63,632 | 17,340 | 164,562 |
| February | 96,768 | | | 244,275 | - | 244,275 | 61,905 | 17,753 | 164,617 |
| March | 100,952 | | | 234,419 | - | 234,419 | 57,519 | 17,278 | 159,622 |
| April | 93,302 | | | 238,065 | - | 238,065 | 57,364 | 20,132 | 160,569 |
| May | 108,166 | | | 238,615 | - | 238,615 | 62,497 | 17,715 | 158,403 |
| June | 104,269 | | | 247,183 | - | 247,183 | 68,289 | 16,876 | 162,018 |
| July | 105,694 | | | 262,470 | - | 262,470 | 74,057 | 17,591 | 170,822 |
| August | 110,865 | | | 271,238 | - | 271,238 | 77,917 | 18,521 | 174,800 |
| September(5) | 107,654 | | | 280,605 | - | 280,605 | 77,760 | 18,679 | 184,166 |
| October (5) | 119,859 | | | 285,090 | - | 285,090 | 80,483 | 18,655 | 185,952 |
| November (5) | 116,991 | | | 287,101 | - | 287,101 | 82,845 | 17,694 | 186,562 |
| December | | | | | | | | | |

(1) See footnote 1, page 4. (2) See footnote 2, page 4. (3) The value of Unfilled Orders for industries in this group is small, and sample coverage is not adequate to provide separate estimates for the group. (4) Shipments values in the Petroleum Products Industry for 1954 were affected by a change in method of valuation for Census of Industry purposes. This change accounted for an increase of approximately \$140 million for the year. (5) Preliminary.

Table 2. (Cont'd) - ESTIMATED VALUE OF SHIPMENTS, ORDERS AND INVENTORY IN MANUFACTURING INDUSTRIES GROUPED ACCORDING TO THE STANDARD INDUSTRIAL CLASSIFICATION, by months. (1)

(in thousands of dollars)

(n) S.I.C. Group 16 - CHEMICAL PRODUCTS

(For definitions, see Page 42)

(For industries included, see Page 40)

| Date | SHIPMENTS(2) | ORDERS | | INVENTORY AT END OF MONTH | | | | | |
|---------------|--------------|----------------------------------|---------------------------------|---------------------------|--------------------|--------------------|---------------|------------------|-------------------|
| | | New Orders Received During Month | Unfilled Orders at end of Month | Owned | Held but not Owned | All Inventory Held | | | |
| | | | | | | TOTAL | Raw Materials | Goods in Process | Finished Products |
| 1952 - | | | | | | | | | |
| January | 65,349 | (3) | (3) | (4) | (4) | 178,397 | 92,034 | 21,349 | 65,014 |
| February | 64,244 | | | | | 178,479 | 89,636 | 22,270 | 66,573 |
| March | 64,096 | | | | | 178,937 | 87,526 | 23,079 | 68,332 |
| April | 71,218 | | | | | 173,651 | 84,892 | 21,859 | 66,900 |
| May | 76,706 | | | | | 166,828 | 84,289 | 19,399 | 63,140 |
| June | 65,501 | | | | | 166,473 | 84,899 | 20,162 | 61,412 |
| July | 60,537 | | | | | 168,261 | 87,563 | 21,189 | 59,509 |
| August | 61,074 | | | | | 170,020 | 89,780 | 22,430 | 57,810 |
| September | 69,862 | | | | | 168,337 | 88,778 | 23,659 | 55,900 |
| October | 69,598 | | | | | 171,965 | 91,206 | 25,175 | 55,584 |
| November | 64,911 | | | | | 175,371 | 92,589 | 25,458 | 57,324 |
| December | 64,034 | | | | | 175,894 | 92,964 | 24,445 | 58,485 |
| Total | 797,130 | | | | | | | | |
| 1953 - | | | | | | | | | |
| January | 73,232 | | | | | 176,083 | 92,719 | 25,026 | 58,338 |
| February | 72,644 | | | | | 177,859 | 92,581 | 25,401 | 59,877 |
| March | 77,003 | | | | | 177,946 | 92,905 | 25,004 | 60,037 |
| April | 83,023 | | | | | 178,242 | 95,700 | 23,890 | 58,652 |
| May | 83,318 | | | | | 176,547 | 97,569 | 20,932 | 58,046 |
| June | 78,238 | | | | | 179,550 | 100,888 | 22,089 | 56,573 |
| July | 65,719 | | | | | 187,741 | 106,106 | 25,516 | 56,119 |
| August | 64,930 | | | | | 196,673 | 112,505 | 27,307 | 56,861 |
| September | 76,734 | | | | | 198,949 | 114,800 | 26,955 | 57,194 |
| October | 71,986 | | | | | 207,180 | 118,938 | 28,124 | 60,118 |
| November | 70,965 | | | | | 214,657 | 121,924 | 30,455 | 62,278 |
| December | 63,712 | | | | | 224,519 | 124,954 | 31,299 | 68,266 |
| Total | 881,504 | | | | | | | | |
| 1954 - | | | | | | | | | |
| January | 71,231 | | | | | 225,473 | 120,057 | 35,342 | 70,074 |
| February | 75,748 | | | | | 219,830 | 114,338 | 33,989 | 71,503 |
| March | 77,633 | | | | | 218,718 | 110,596 | 35,086 | 73,036 |
| April | 79,955 | | | | | 218,224 | 108,215 | 35,922 | 74,087 |
| May | 90,331 | | | | | 217,660 | 111,259 | 34,023 | 72,378 |
| June | 80,672 | | | | | 222,722 | 111,534 | 37,134 | 74,054 |
| July | 66,863 | | | | | 226,927 | 116,607 | 39,193 | 71,127 |
| August | 73,953 | | | | | 228,604 | 116,586 | 41,119 | 70,899 |
| September | 80,489 | | | | | 225,007 | 117,121 | 39,171 | 68,715 |
| October | 74,450 | | | | | 226,877 | 115,099 | 41,962 | 69,816 |
| November | 77,734 | | | | | 235,109 | 118,268 | 45,054 | 71,787 |
| December | 72,044 | | | | | 240,247 | 120,110 | 43,728 | 76,409 |
| Total | 921,103 | | | | | | | | |
| 1955 - | | | | | | | | | |
| January | 78,052 | | | | | 236,903 | 122,292 | 41,765 | 72,846 |
| February | 82,967 | | | | | 232,315 | 119,904 | 39,386 | 73,025 |
| March | 90,338 | | | | | 229,868 | 118,660 | 37,927 | 73,281 |
| April | 86,293 | | | | | 227,459 | 116,923 | 37,122 | 73,414 |
| May | 97,395 | | | | | 218,073 | 113,283 | 34,795 | 69,995 |
| June | 89,300 | | | | | 217,355 | 110,820 | 35,924 | 70,611 |
| July | 73,790 | | | | | 219,274 | 114,996 | 36,837 | 67,441 |
| August | 85,491 | | | | | 218,684 | 110,247 | 40,173 | 68,264 |
| September | 91,447 | | | | | 219,104 | 109,948 | 42,064 | 67,092 |
| October | 87,324 | | | | | 227,410 | 115,100 | 43,267 | 69,043 |
| November | 87,213 | | | | | 236,504 | 121,096 | 45,288 | 70,120 |
| December | 78,468 | | | | | 244,080 | 125,721 | 46,301 | 72,058 |
| TOTAL | 1,028,078 | | | | | | | | |
| 1956 - | | | | | | | | | |
| January | 83,716 | | | | | 244,770 | 124,177 | 43,587 | 77,006 |
| February | 90,030 | | | | | 243,538 | 121,274 | 42,915 | 79,349 |
| March | 91,263 | | | | | 242,215 | 117,578 | 42,726 | 81,911 |
| April | 98,643 | | | | | 241,128 | 116,217 | 43,246 | 81,665 |
| May | 104,809 | | | | | 236,631 | 112,094 | 41,479 | 83,058 |
| June | 93,089 | | | | | 237,910 | 111,173 | 42,928 | 83,809 |
| July | 84,375 | | | | | 238,842 | 114,308 | 44,193 | 80,341 |
| August | 93,399 | | | | | 237,230 | 114,957 | 43,989 | 78,284 |
| September (5) | 93,563 | | | | | 232,754 | 111,487 | 44,381 | 76,886 |
| October (5) | 96,309 | | | | | 235,276 | 114,632 | 45,483 | 75,161 |
| November (5) | 90,582 | | | | | 247,980 | 125,639 | 45,990 | 76,351 |
| December | | | | | | | | | |

(1) See footnote 1, page 4. (2) See footnote 2, page 4. (3) The value of Unfilled Orders in this group cannot be published separately, since less than 3 firms predominate. (4) The value of Inventory Held but Not Owned in this group is very small, and sample coverage is not adequate to provide separate data. Estimates for this type of inventory are included with Total Inventory Held; for all practical purposes this can be considered the equivalent of Inventory Owned as well. (5) Preliminary.

Table 2. (Concl'd) - ESTIMATED VALUE OF SHIPMENTS, ORDERS AND INVENTORY IN MANUFACTURING INDUSTRIES GROUPED ACCORDING TO THE STANDARD INDUSTRIAL CLASSIFICATION, by months. (1)

(in thousands of dollars)

(c) S.I.C. Group 17 - MISCELLANEOUS MANUFACTURING INDUSTRIES

(For definitions, see Page 42)

(For industries included, see Page 40)

| Date | SHIPMENTS(2) | ORDERS | | INVENTORY AT END OF MONTH | | | | | |
|--------------|--------------|----------------------------------|---------------------------------|---------------------------|--------------------|--------------------|---------------|------------------|-------------------|
| | | New Orders Received During Month | Unfilled Orders at end of Month | Owned | Held but not Owned | All Inventory Held | | | |
| | | | | | | TOTAL | Raw Materials | Goods in Process | Finished Products |
| 1952 - | | | | | | | | | |
| January | 17,142 | (3) | (3) | (4) | (4) | 61,149 | 29,387 | 10,757 | 21,005 |
| February | 18,762 | | | | | 59,592 | 28,912 | 10,459 | 20,221 |
| March | 19,342 | | | | | 58,127 | 28,178 | 10,436 | 19,513 |
| April | 18,790 | | | | | 57,833 | 29,320 | 9,009 | 19,504 |
| May | 19,158 | | | | | 56,921 | 27,596 | 9,954 | 19,371 |
| June | 19,048 | | | | | 56,529 | 27,703 | 9,772 | 19,054 |
| July | 17,865 | | | | | 56,067 | 28,195 | 9,741 | 18,131 |
| August | 18,243 | | | | | 54,258 | 27,866 | 9,721 | 16,691 |
| September | 19,977 | | | | | 53,560 | 27,659 | 9,842 | 16,059 |
| October | 20,755 | | | | | 53,636 | 28,103 | 9,920 | 15,613 |
| November | 18,809 | | | | | 53,799 | 27,931 | 9,669 | 16,199 |
| December | 17,965 | | | | | 54,771 | 28,332 | 9,410 | 17,029 |
| Total | 225,856 | | | | | | | | |
| 1953 - | | | | | | | | | |
| January | 19,366 | | | | | 56,783 | 29,295 | 10,900 | 16,588 |
| February | 21,138 | | | | | 57,838 | 29,729 | 11,281 | 16,828 |
| March | 23,915 | | | | | 58,049 | 29,674 | 11,298 | 17,077 |
| April | 22,732 | | | | | 60,151 | 29,777 | 11,781 | 18,593 |
| May | 22,586 | | | | | 60,601 | 30,133 | 11,508 | 18,960 |
| June | 22,719 | | | | | 61,410 | 29,907 | 11,205 | 20,298 |
| July | 20,725 | | | | | 61,903 | 30,661 | 11,315 | 19,927 |
| August | 21,277 | | | | | 62,548 | 31,195 | 11,593 | 19,760 |
| September | 22,999 | | | | | 63,315 | 31,735 | 11,717 | 19,863 |
| October | 22,944 | | | | | 63,264 | 31,519 | 12,333 | 19,412 |
| November | 21,351 | | | | | 63,744 | 31,960 | 12,416 | 19,368 |
| December | 19,531 | | | | | 65,566 | 32,281 | 12,320 | 20,965 |
| Total | 261,283 | | | | | | | | |
| 1954 - | | | | | | | | | |
| January | 18,723 | | | | | 66,872 | 32,219 | 13,007 | 21,646 |
| February | 20,593 | | | | | 66,533 | 32,030 | 12,852 | 21,651 |
| March | 23,263 | | | | | 66,000 | 31,750 | 13,010 | 21,240 |
| April | 21,219 | | | | | 67,256 | 32,293 | 12,342 | 22,621 |
| May | 21,185 | | | | | 68,301 | 32,541 | 12,444 | 23,316 |
| June | 22,284 | | | | | 68,923 | 32,889 | 12,474 | 23,560 |
| July | 19,927 | | | | | 68,469 | 33,345 | 11,962 | 23,162 |
| August | 21,528 | | | | | 69,034 | 33,649 | 12,331 | 23,054 |
| September | 22,875 | | | | | 69,079 | 33,659 | 12,323 | 23,097 |
| October | 21,911 | | | | | 65,060 | 30,724 | 12,899 | 21,437 |
| November | 21,816 | | | | | 65,125 | 30,933 | 12,929 | 21,263 |
| December | 19,936 | | | | | 66,449 | 31,695 | 12,896 | 21,858 |
| Total | 255,260 | | | | | | | | |
| 1955 - | | | | | | | | | |
| January | 19,156 | | | | | 65,196 | 30,489 | 12,632 | 22,075 |
| February | 21,692 | | | | | 64,799 | 29,871 | 12,934 | 21,994 |
| March | 23,912 | | | | | 65,625 | 29,998 | 13,139 | 22,488 |
| April | 21,774 | | | | | 65,670 | 29,174 | 12,763 | 23,733 |
| May | 21,630 | | | | | 66,132 | 20,338 | 12,629 | 24,165 |
| June | 22,342 | | | | | 68,696 | 29,412 | 12,752 | 26,532 |
| July | 18,759 | | | | | 68,977 | 29,789 | 12,223 | 26,965 |
| August | 21,030 | | | | | 68,971 | 29,756 | 12,571 | 26,644 |
| September | 22,643 | | | | | 69,195 | 30,161 | 12,767 | 26,267 |
| October | 22,876 | | | | | 69,556 | 30,258 | 13,731 | 25,567 |
| November | 23,431 | | | | | 68,654 | 30,031 | 13,279 | 25,344 |
| December | 22,624 | | | | | 70,399 | 30,214 | 13,420 | 26,765 |
| Total | 261,869 | | | | | | | | |
| 1956 - | | | | | | | | | |
| January | 20,642 | | | | | 74,446 | 32,011 | 13,624 | 28,811 |
| February | 24,067 | | | | | 74,945 | 32,314 | 14,118 | 28,513 |
| March | 25,889 | | | | | 75,877 | 32,523 | 14,577 | 28,777 |
| April | 22,611 | | | | | 73,144 | 31,257 | 14,763 | 27,124 |
| May | 25,362 | | | | | 74,449 | 31,041 | 14,971 | 28,437 |
| June | 24,205 | | | | | 75,810 | 31,608 | 14,929 | 29,273 |
| July | 22,661 | | | | | 75,300 | 32,323 | 14,559 | 28,418 |
| August | 25,799 | | | | | 74,756 | 32,749 | 15,283 | 26,724 |
| September(5) | 25,954 | | | | | 74,227 | 32,995 | 15,199 | 26,033 |
| October | 29,781 | | | | | 72,234 | 33,197 | 15,844 | 23,193 |
| November(5) | 30,308 | | | | | 72,236 | 33,280 | 16,190 | 22,766 |
| December | | | | | | | | | |

(1) See footnote 1, page 4. (2) See footnote 2, page 4. (3) The value of Unfilled Orders for industries in this group is small, and sample coverage is not adequate to provide separate estimates for the group. (4) The value of Inventory Held but Not Owned in this group is very small, and sample coverage is not adequate to provide separate data. Estimates for this type of inventory are included with Total Inventory Held; for all practical purposes, this can be considered the equivalent of Inventory Owned as well. (5) Preliminary.

Table 3 - ESTIMATED VALUE OF SHIPMENTS, ORDERS AND INVENTORY IN MANUFACTURING INDUSTRIES GROUPED ACCORDING TO AN ECONOMIC USE CLASSIFICATION, by months.

(in thousands of dollars)
 CONSUMER GOODS INDUSTRIES
 (a1)- Total Consumer Goods Industries (1)
 (For definitions, see Page 42)
 (For industries included, see Page 72)

| Date | SHIPMENTS | ORDERS | | INVENTORY AT END OF MONTH | | | | | |
|--------------|-----------|----------------------------------|---------------------------------|---------------------------|--------------------|--------------------|---------------|------------------|-------------------|
| | | New Orders Received During Month | Unfilled Orders at end of Month | Owned | Held but not Owned | All Inventory Held | | | |
| | | | | | | TOTAL | Raw Materials | Goods in Process | Finished Products |
| 1952 - | | | | | | | | | |
| January | 346,308 | N/A | 233,982 | (2) | (2) | 1,047,600 | 555,554 | 191,522 | 300,524 |
| February | 364,258 | 361,504 | 231,228 | | | 1,033,411 | 550,532 | 195,027 | 287,852 |
| March | 371,051 | 365,735 | 225,912 | | | 1,018,711 | 540,510 | 199,943 | 278,258 |
| April | 394,513 | 383,212 | 214,611 | | | 993,980 | 524,993 | 203,455 | 265,532 |
| May | 415,197 | 429,523 | 228,937 | | | 996,129 | 519,918 | 208,645 | 267,566 |
| June | 391,650 | 411,270 | 248,557 | | | 999,935 | 507,847 | 213,715 | 278,373 |
| July | 384,676 | 399,540 | 263,421 | | | 996,822 | 503,625 | 216,712 | 276,485 |
| August | 395,910 | 400,054 | 267,565 | | | 980,954 | 484,073 | 217,122 | 279,759 |
| September | 431,050 | 423,198 | 259,713 | | | 982,228 | 461,012 | 218,211 | 303,005 |
| October | 462,578 | 455,543 | 252,678 | | | 960,773 | 443,501 | 214,555 | 302,717 |
| November | 425,667 | 438,391 | 265,402 | | | 947,479 | 440,370 | 214,982 | 292,127 |
| December | 414,533 | 445,445 | 296,314 | 945,411 | 24,375 | 969,786 | 467,514 | 209,801 | 292,471 |
| Total | 4,797,391 | | | | | | | | |
| 1953 - | | | | | | | | | |
| January | 366,216 | 384,683 | 314,781 | 964,248 | 26,184 | 990,432 | 483,328 | 217,958 | 289,146 |
| February | 389,691 | 373,299 | 298,389 | 978,683 | 28,530 | 1,007,213 | 498,002 | 225,944 | 283,267 |
| March | 434,480 | 404,495 | 268,404 | 981,178 | 30,151 | 1,011,329 | 503,513 | 230,763 | 277,053 |
| April | 419,054 | 396,578 | 245,928 | 989,240 | 31,762 | 1,021,002 | 507,745 | 243,077 | 280,180 |
| May | 411,963 | 463,900 | 297,865 | 1,002,555 | 32,238 | 1,034,793 | 511,045 | 232,171 | 291,577 |
| June | 418,569 | 436,431 | 315,727 | 1,024,109 | 33,175 | 1,057,284 | 507,741 | 239,349 | 310,194 |
| July | 399,660 | 387,786 | 303,853 | 1,027,485 | 34,283 | 1,061,768 | 505,027 | 239,651 | 317,090 |
| August | 427,008 | 425,846 | 302,691 | 1,026,983 | 36,153 | 1,063,136 | 495,602 | 241,612 | 325,922 |
| September | 460,319 | 443,554 | 285,926 | 1,021,439 | 35,665 | 1,057,104 | 483,488 | 237,699 | 335,917 |
| October | 467,140 | 452,575 | 271,361 | 1,016,298 | 37,449 | 1,053,747 | 483,113 | 233,864 | 336,770 |
| November | 429,808 | 444,455 | 286,008 | 1,007,657 | 37,519 | 1,045,176 | 481,378 | 232,701 | 331,097 |
| December | 414,135 | 410,944 | 282,817 | 1,016,882 | 37,236 | 1,054,118 | 499,016 | 229,108 | 325,994 |
| Total | 5,038,043 | | | | | | | | |
| 1954 - | | | | | | | | | |
| January | 359,981 | 350,587 | 273,423 | 1,033,170 | 37,306 | 1,070,476 | 512,685 | 235,909 | 321,882 |
| February | 393,881 | 396,459 | 276,001 | 1,034,976 | 37,094 | 1,072,070 | 520,114 | 236,619 | 315,337 |
| March | 448,525 | 418,002 | 245,478 | 1,040,599 | 38,416 | 1,079,015 | 528,538 | 237,636 | 312,841 |
| April | 412,907 | 395,972 | 228,543 | 1,021,549 | 39,289 | 1,060,838 | 515,713 | 238,253 | 306,872 |
| May | 404,647 | 428,643 | 252,539 | 1,039,453 | 33,104 | 1,072,557 | 521,477 | 235,045 | 316,035 |
| June | 430,444 | 441,904 | 263,999 | 1,050,963 | 33,198 | 1,084,161 | 523,291 | 234,737 | 326,133 |
| July | 384,948 | 391,286 | 270,337 | 1,033,652 | 33,954 | 1,067,606 | 509,251 | 230,859 | 327,496 |
| August | 420,403 | 419,574 | 269,508 | 1,024,331 | 29,704 | 1,054,035 | 493,318 | 225,483 | 335,324 |
| September | 462,689 | 455,022 | 261,841 | 1,015,992 | 31,159 | 1,047,151 | 485,782 | 225,412 | 335,957 |
| October | 440,590 | 422,025 | 243,276 | 995,673 | 29,114 | 1,024,787 | 468,356 | 223,381 | 333,050 |
| November | 444,601 | 455,253 | 253,928 | 996,706 | 29,161 | 1,025,867 | 471,940 | 221,267 | 332,660 |
| December | 434,185 | 434,352 | 254,095 | 998,023 | 32,325 | 1,030,348 | 484,161 | 221,759 | 324,428 |
| Total | 5,037,801 | | | | | | | | |
| 1955 - | | | | | | | | | |
| January | 385,776 | 361,538 | 229,857 | 1,010,559 | 36,254 | 1,046,813 | 503,064 | 224,290 | 319,459 |
| February | 404,016 | 399,712 | 225,553 | 1,019,659 | 36,745 | 1,056,404 | 510,470 | 227,483 | 318,451 |
| March | 449,501 | 426,685 | 202,737 | 1,029,962 | 38,079 | 1,068,041 | 515,337 | 228,564 | 324,140 |
| April | 426,333 | 422,052 | 198,456 | 1,015,890 | 35,075 | 1,050,965 | 507,704 | 228,307 | 314,954 |
| May | 438,829 | 465,942 | 225,569 | 1,025,600 | 34,195 | 1,059,795 | 506,522 | 230,039 | 323,234 |
| June | 452,757 | 466,879 | 239,691 | 1,039,115 | 34,798 | 1,073,913 | 495,630 | 231,175 | 347,108 |
| July | 424,506 | 427,131 | 242,316 | 1,033,164 | 34,470 | 1,067,634 | 500,825 | 231,464 | 335,345 |
| August | 486,256 | 495,043 | 251,103 | 1,037,085 | 34,775 | 1,071,860 | 490,939 | 235,115 | 345,806 |
| September | 524,277 | 522,206 | 249,032 | 1,027,105 | 37,143 | 1,064,248 | 472,209 | 233,497 | 358,542 |
| October | 496,552 | 498,965 | 251,445 | 1,032,363 | 39,633 | 1,071,996 | 473,830 | 247,757 | 350,409 |
| November | 492,080 | 486,056 | 245,421 | 1,024,211 | 39,097 | 1,063,308 | 484,381 | 233,325 | 345,602 |
| December | 464,076 | 445,337 | 226,682 | 1,036,066 | 32,441 | 1,068,507 | 494,716 | 227,454 | 346,337 |
| Total | 5,444,959 | | | | | | | | |
| 1956 - | | | | | | | | | |
| January | 409,148 | 425,728 | 243,262 | 1,056,858 | 33,113 | 1,089,971 | 514,891 | 228,890 | 346,190 |
| February | 439,481 | 439,338 | 243,119 | 1,065,637 | 33,614 | 1,099,251 | 527,764 | 236,713 | 334,774 |
| March | 460,069 | 434,921 | 217,971 | 1,068,249 | 31,024 | 1,099,273 | 526,389 | 235,841 | 337,043 |
| April | 448,961 | 436,309 | 205,319 | 1,073,199 | 32,294 | 1,105,493 | 525,640 | 233,593 | 346,260 |
| May | 475,893 | 493,807 | 223,233 | 1,079,415 | 32,294 | 1,111,709 | 526,335 | 235,252 | 350,122 |
| June | 479,037 | 492,597 | 236,793 | 1,106,728 | 30,612 | 1,137,340 | 525,847 | 236,417 | 375,076 |
| July | 462,278 | 463,199 | 237,714 | 1,105,011 | 13,685 | 1,118,696 | 528,806 | 237,969 | 371,921 |
| August | 510,895 | 495,237 | 222,056 | 1,091,205 | 13,389 | 1,104,594 | 519,730 | 215,344 | 369,520 |
| September(3) | 520,180 | 517,257 | 219,133 | 1,092,024 | 13,214 | 1,105,238 | 502,859 | 216,051 | 386,328 |
| October (3) | 547,684 | 544,495 | 215,944 | 1,072,224 | 14,187 | 1,086,411 | 499,024 | 214,598 | 372,789 |
| November (3) | 521,207 | 522,311 | 217,048 | 1,072,530 | 14,361 | 1,086,891 | 503,455 | 215,523 | 367,913 |
| December | | | | | | | | | |

(1) This table is a sub-total for Tables 3, a2; 3, a3; and 3, a4.

(2) Coverage during 1952 was not adequate to provide separate estimates of Inventory Owned, and Inventory Held but Not Owned, for this group.

(3) Preliminary.

Table 3. (Cont'd) - ESTIMATED VALUE OF SHIPMENTS, ORDERS AND INVENTORY IN MANUFACTURING INDUSTRIES
GROUPED ACCORDING TO AN ECONOMIC USE CLASSIFICATION, by months. (1)

(in thousands of dollars)
CONSUMER GOODS INDUSTRIES

(a2) - Perishable Consumer Goods Industries.

(For definitions, see Page 42)

(For industries included, see Page 40)

| Date | SHIPMENTS | ORDERS | | INVENTORY AT END OF MONTH | | | | | |
|--------------|-----------|----------------------------------|---------------------------------|---------------------------|--------------------|--------------------|---------------|------------------|-------------------|
| | | New Orders Received During Month | Unfilled Orders at end of Month | Owned | Held but not Owned | All Inventory Held | | | |
| | | | | | | TOTAL | Raw Materials | Goods in Process | Finished Products |
| 1952 - | | | | | | | | | |
| January | 240,035 | N/A | 8,603 | 581,184 | - | 581,184 | 324,061 | 101,751 | 155,372 |
| February | 231,339 | 231,178 | 8,442 | 575,353 | - | 575,353 | 324,460 | 103,898 | 146,995 |
| March | 224,208 | 223,761 | 7,995 | 574,729 | - | 574,729 | 322,870 | 108,141 | 143,718 |
| April | 252,804 | 252,529 | 7,720 | 558,476 | - | 558,476 | 310,866 | 110,536 | 137,074 |
| May | 278,231 | 277,234 | 6,723 | 564,073 | - | 564,073 | 310,272 | 112,300 | 141,501 |
| June | 264,436 | 264,713 | 7,000 | 558,554 | - | 558,554 | 297,218 | 112,742 | 148,594 |
| July | 270,000 | 270,265 | 7,265 | 553,032 | - | 553,032 | 288,918 | 112,433 | 151,681 |
| August | 250,500 | 251,042 | 7,807 | 552,101 | - | 552,101 | 273,420 | 112,973 | 165,708 |
| September | 258,032 | 259,118 | 8,893 | 566,101 | - | 566,101 | 258,778 | 113,038 | 194,285 |
| October | 276,927 | 275,973 | 7,939 | 555,150 | - | 555,150 | 246,936 | 112,474 | 195,740 |
| November | 266,668 | 265,235 | 6,506 | 543,741 | - | 543,741 | 244,635 | 114,176 | 184,930 |
| December | 276,937 | 279,574 | 9,143 | 548,954 | - | 548,954 | 263,999 | 111,319 | 173,636 |
| Total | 3,090,117 | | | | | | | | |
| 1953 - | | | | | | | | | |
| January | 232,883 | 231,594 | 7,854 | 555,403 | - | 555,403 | 274,807 | 112,795 | 167,801 |
| February | 228,738 | 228,869 | 7,985 | 563,034 | - | 563,034 | 288,444 | 116,144 | 158,446 |
| March | 251,685 | 252,492 | 8,792 | 563,620 | - | 563,620 | 292,618 | 117,981 | 153,021 |
| April | 251,498 | 251,112 | 8,406 | 568,054 | - | 568,054 | 295,127 | 119,944 | 152,983 |
| May | 262,182 | 260,491 | 6,715 | 572,507 | - | 572,507 | 293,027 | 121,716 | 157,764 |
| June | 279,964 | 279,437 | 6,188 | 577,300 | - | 577,300 | 293,032 | 122,114 | 162,154 |
| July | 273,161 | 277,501 | 10,528 | 573,011 | - | 573,011 | 286,308 | 120,392 | 166,311 |
| August | 270,660 | 273,026 | 12,894 | 573,161 | - | 573,161 | 276,977 | 119,777 | 176,407 |
| September | 276,305 | 278,725 | 15,314 | 580,946 | - | 580,946 | 268,412 | 118,031 | 194,503 |
| October | 289,303 | 287,680 | 13,691 | 588,923 | - | 588,923 | 271,676 | 117,949 | 199,298 |
| November | 277,571 | 275,584 | 11,704 | 584,435 | - | 584,435 | 274,890 | 118,076 | 191,469 |
| December | 283,073 | 280,365 | 8,996 | 577,434 | - | 577,434 | 288,177 | 115,335 | 173,922 |
| Total | 3,177,023 | | | | | | | | |
| 1954 - | | | | | | | | | |
| January | 234,737 | 234,641 | 8,900 | 585,054 | - | 585,054 | 299,809 | 119,100 | 166,145 |
| February | 241,877 | 241,660 | 8,683 | 590,226 | - | 590,226 | 311,802 | 118,518 | 159,906 |
| March | 265,024 | 264,942 | 8,601 | 605,540 | - | 605,540 | 326,488 | 120,479 | 158,573 |
| April | 257,574 | 256,327 | 7,354 | 591,702 | - | 591,702 | 318,422 | 121,952 | 151,328 |
| May | 268,770 | 267,534 | 6,118 | 601,855 | - | 601,855 | 323,926 | 123,280 | 154,649 |
| June | 297,650 | 303,506 | 11,974 | 609,390 | - | 609,390 | 328,325 | 122,972 | 158,093 |
| July | 271,528 | 274,087 | 14,533 | 591,595 | - | 591,595 | 310,588 | 120,054 | 160,953 |
| August | 261,434 | 263,423 | 16,522 | 597,440 | - | 597,440 | 299,306 | 120,251 | 177,883 |
| September | 279,845 | 282,241 | 18,918 | 607,815 | - | 607,815 | 295,089 | 119,595 | 193,131 |
| October | 273,377 | 271,285 | 16,826 | 594,958 | - | 594,958 | 278,942 | 119,078 | 196,938 |
| November | 278,999 | 276,221 | 14,048 | 598,691 | - | 598,691 | 287,070 | 118,311 | 193,310 |
| December | 297,278 | 296,177 | 12,947 | 591,812 | - | 591,812 | 299,077 | 115,170 | 177,565 |
| Total | 3,228,093 | | | | | | | | |
| 1955 - | | | | | | | | | |
| January | 252,207 | 252,211 | 12,951 | 593,420 | - | 593,420 | 310,103 | 115,930 | 167,387 |
| February | 245,563 | 241,584 | 8,972 | 597,651 | - | 597,651 | 321,119 | 117,214 | 159,318 |
| March | 266,457 | 265,504 | 8,019 | 607,644 | - | 607,644 | 328,214 | 117,971 | 161,459 |
| April | 271,374 | 271,731 | 8,376 | 597,118 | - | 597,118 | 329,342 | 117,538 | 150,238 |
| May | 291,332 | 291,004 | 8,048 | 599,228 | - | 599,228 | 324,632 | 118,830 | 155,766 |
| June | 308,631 | 308,991 | 8,408 | 603,528 | - | 603,528 | 313,528 | 118,147 | 171,853 |
| July | 301,621 | 307,462 | 14,249 | 588,200 | - | 588,200 | 308,102 | 115,520 | 164,578 |
| August | 309,829 | 314,395 | 18,815 | 595,794 | - | 595,794 | 301,065 | 114,473 | 180,256 |
| September | 310,592 | 308,281 | 16,504 | 600,512 | - | 600,512 | 283,450 | 113,445 | 203,617 |
| October | 300,197 | 302,519 | 18,826 | 618,461 | - | 618,461 | 286,878 | 128,327 | 203,256 |
| November | 300,939 | 298,776 | 16,663 | 610,375 | - | 610,375 | 297,306 | 118,328 | 198,501 |
| December | 303,533 | 300,604 | 13,734 | 608,281 | - | 608,281 | 304,567 | 113,850 | 189,864 |
| Total | 3,462,275 | | | | | | | | |
| 1956 - | | | | | | | | | |
| January | 265,969 | 266,630 | 14,395 | 620,078 | - | 620,078 | 321,137 | 113,723 | 185,218 |
| February | 269,090 | 269,820 | 15,125 | 613,867 | - | 613,867 | 325,573 | 115,316 | 172,978 |
| March | 282,144 | 284,255 | 17,236 | 613,299 | - | 613,299 | 326,996 | 116,512 | 169,791 |
| April | 284,867 | 284,545 | 16,914 | 616,578 | - | 616,578 | 326,881 | 118,555 | 171,142 |
| May | 314,627 | 311,346 | 13,633 | 615,048 | - | 615,048 | 326,426 | 119,139 | 169,483 |
| June | 326,161 | 327,690 | 15,162 | 627,058 | - | 627,058 | 322,867 | 120,689 | 183,502 |
| July | 321,784 | 326,203 | 19,581 | 625,104 | - | 625,104 | 321,084 | 121,007 | 183,013 |
| August | 331,847 | 333,968 | 21,702 | 618,200 | - | 618,200 | 313,828 | 118,146 | 186,426 |
| September(2) | 325,222 | 326,442 | 22,922 | 635,145 | - | 635,145 | 300,706 | 117,723 | 216,714 |
| October(2) | 344,708 | 341,181 | 19,395 | 627,746 | - | 627,746 | 300,189 | 119,291 | 208,266 |
| November(2) | 331,609 | 330,718 | 18,504 | 629,635 | - | 629,635 | 308,512 | 118,938 | 202,185 |
| December | | | | | | | | | |

(1) See footnote 1, page 4.
(2) Preliminary.

Table 3. (Cont'd) - ESTIMATED VALUE OF SHIPMENTS, ORDERS AND INVENTORY IN MANUFACTURING INDUSTRIES
GROUPED ACCORDING TO AN ECONOMIC USE CLASSIFICATION, by months. (1)

(in thousands of dollars)
CONSUMER GOODS INDUSTRIES

(a3) - Semi-Durable Consumer Goods Industries

(For definitions, see Page 42)

(For industries included, see Page 40)

| Date | SHIPMENTS | ORDERS | | INVENTORY AT END OF MONTH | | | | | |
|---------------|-----------|----------------------------------|---------------------------------|---------------------------|--------------------|--------------------|---------------|------------------|-------------------|
| | | New Orders Received During Month | Unfilled Orders at end of Month | Owned | Held but not Owned | All Inventory Held | | | |
| | | | | | | TOTAL | Raw Materials | Goods in Process | Finished Products |
| 1952 - | | | | | | | | | |
| January | 79,022 | N/A | 129,313 | 306,545 | - | 306,545 | 168,016 | 40,957 | 97,572 |
| February | 100,258 | 97,384 | 126,439 | 299,636 | - | 299,636 | 163,642 | 41,961 | 94,033 |
| March | 111,013 | 96,784 | 112,210 | 284,402 | - | 284,402 | 154,482 | 41,831 | 88,089 |
| April | 104,891 | 94,011 | 101,330 | 278,359 | - | 278,359 | 153,029 | 40,950 | 84,380 |
| May | 96,159 | 106,135 | 111,306 | 271,973 | - | 271,973 | 148,286 | 391,540 | 84,147 |
| June | 83,612 | 99,524 | 127,218 | 279,906 | - | 279,906 | 149,565 | 41,091 | 89,250 |
| July | 76,627 | 90,278 | 140,869 | 283,638 | - | 283,638 | 153,729 | 44,117 | 85,792 |
| August | 105,550 | 95,505 | 130,824 | 271,958 | - | 271,958 | 150,119 | 44,590 | 77,249 |
| September | 125,959 | 112,985 | 117,850 | 258,383 | - | 258,383 | 144,035 | 44,263 | 70,085 |
| October | 132,357 | 118,449 | 103,942 | 250,357 | - | 250,357 | 140,400 | 41,073 | 68,884 |
| November | 108,846 | 123,997 | 119,093 | 247,436 | - | 247,436 | 137,826 | 41,467 | 68,143 |
| December | 88,872 | 103,759 | 133,980 | 265,115 | - | 265,115 | 143,367 | 41,537 | 80,211 |
| Total | 1,213,166 | | | | | | | | |
| 1953 - | | | | | | | | | |
| January | 91,453 | 104,360 | 146,887 | 273,995 | - | 273,995 | 146,821 | 44,983 | 82,191 |
| February | 110,902 | 101,507 | 137,492 | 277,965 | - | 277,965 | 147,972 | 46,303 | 83,690 |
| March | 127,511 | 96,471 | 106,452 | 276,861 | - | 276,861 | 147,099 | 46,857 | 82,905 |
| April | 111,305 | 98,102 | 93,249 | 277,927 | - | 277,927 | 146,918 | 46,485 | 84,524 |
| May | 95,686 | 114,784 | 112,347 | 282,830 | - | 282,830 | 147,957 | 46,395 | 88,478 |
| June | 83,963 | 100,514 | 128,898 | 293,141 | - | 293,141 | 147,388 | 47,927 | 97,826 |
| July | 82,743 | 83,314 | 129,469 | 297,668 | - | 297,668 | 152,523 | 48,258 | 96,887 |
| August | 111,799 | 100,769 | 118,439 | 292,508 | - | 292,508 | 151,362 | 49,384 | 91,762 |
| September | 125,099 | 105,003 | 98,343 | 278,795 | - | 278,795 | 146,150 | 47,814 | 84,831 |
| October | 118,199 | 100,418 | 80,562 | 266,407 | - | 266,407 | 141,689 | 44,057 | 80,661 |
| November | 94,208 | 108,445 | 94,799 | 265,205 | - | 265,205 | 139,414 | 42,850 | 82,941 |
| December | 74,312 | 82,291 | 102,778 | 278,638 | - | 278,638 | 142,914 | 39,141 | 96,583 |
| Total | 1,227,180 | | | | | | | | |
| 1954 - | | | | | | | | | |
| January | 80,162 | 75,821 | 98,437 | 284,071 | - | 284,071 | 144,766 | 43,380 | 95,925 |
| February | 102,403 | 103,932 | 99,966 | 278,008 | - | 278,008 | 141,116 | 42,609 | 94,283 |
| March | 118,761 | 95,161 | 76,366 | 269,248 | - | 269,248 | 135,942 | 41,289 | 92,017 |
| April | 99,467 | 93,799 | 70,698 | 265,057 | - | 265,057 | 132,736 | 39,863 | 92,458 |
| May | 81,591 | 100,208 | 89,315 | 271,433 | - | 271,433 | 133,643 | 40,665 | 97,125 |
| June | 77,735 | 87,241 | 98,821 | 277,622 | - | 277,622 | 134,050 | 43,235 | 100,377 |
| July | 69,877 | 71,488 | 100,432 | 279,992 | - | 279,992 | 139,527 | 41,982 | 98,483 |
| August | 105,262 | 93,926 | 89,096 | 270,552 | - | 270,552 | 135,141 | 41,915 | 93,496 |
| September | 119,533 | 107,644 | 77,207 | 255,605 | - | 255,605 | 130,353 | 39,911 | 85,341 |
| October | 107,073 | 93,174 | 63,308 | 249,006 | - | 249,006 | 129,456 | 38,356 | 81,194 |
| November | 97,016 | 110,273 | 76,565 | 247,226 | - | 247,226 | 126,306 | 37,865 | 83,055 |
| December | 75,855 | 86,920 | 87,630 | 250,919 | - | 250,919 | 124,735 | 35,114 | 91,070 |
| Total | 1,134,735 | | | | | | | | |
| 1955 - | | | | | | | | | |
| January | 79,926 | 86,768 | 94,472 | 262,320 | - | 262,320 | 130,852 | 37,287 | 94,181 |
| February | 101,991 | 97,782 | 90,263 | 266,149 | - | 266,149 | 128,730 | 38,367 | 99,052 |
| March | 117,109 | 107,737 | 80,891 | 260,991 | - | 260,991 | 125,819 | 38,558 | 96,614 |
| April | 100,488 | 93,166 | 73,569 | 254,630 | - | 254,630 | 119,554 | 37,165 | 97,911 |
| May | 92,064 | 111,796 | 93,301 | 259,723 | - | 259,723 | 121,132 | 39,488 | 99,103 |
| June | 85,125 | 97,237 | 105,413 | 267,778 | - | 267,778 | 122,616 | 39,787 | 105,375 |
| July | 74,401 | 72,921 | 103,933 | 278,420 | - | 278,420 | 131,633 | 41,165 | 105,622 |
| August | 113,332 | 112,518 | 103,119 | 274,979 | - | 274,979 | 130,467 | 42,322 | 102,190 |
| September | 132,330 | 118,513 | 89,302 | 266,815 | - | 266,815 | 129,390 | 40,886 | 96,539 |
| October | 121,505 | 121,660 | 89,457 | 255,619 | - | 255,619 | 126,056 | 39,188 | 90,375 |
| November | 114,464 | 128,896 | 103,889 | 252,281 | - | 252,281 | 124,582 | 37,617 | 90,082 |
| December | 90,821 | 91,494 | 104,562 | 261,243 | - | 261,243 | 125,615 | 39,017 | 96,611 |
| Total | 1,223,556 | | | | | | | | |
| 1956 - | | | | | | | | | |
| January | 90,097 | 99,120 | 113,585 | 265,987 | - | 265,987 | 127,402 | 40,801 | 97,784 |
| February | 112,625 | 108,699 | 109,659 | 274,525 | - | 274,525 | 133,233 | 42,632 | 98,660 |
| March | 117,159 | 100,423 | 92,923 | 273,255 | - | 273,255 | 130,526 | 42,564 | 100,165 |
| April | 106,284 | 103,064 | 89,703 | 275,077 | - | 275,077 | 129,002 | 42,654 | 103,421 |
| May | 101,260 | 118,675 | 107,118 | 281,667 | - | 281,667 | 128,960 | 44,367 | 108,340 |
| June | 86,599 | 96,701 | 115,220 | 292,302 | - | 292,302 | 132,555 | 45,789 | 113,958 |
| July | 84,120 | 85,695 | 116,795 | 296,149 | - | 296,149 | 137,384 | 46,177 | 112,588 |
| August | 119,775 | 106,523 | 103,543 | 288,847 | - | 288,847 | 134,234 | 46,446 | 108,167 |
| September (2) | 122,103 | 114,123 | 95,563 | 280,016 | - | 280,016 | 131,685 | 45,946 | 102,385 |
| October (2) | 130,198 | 136,829 | 102,194 | 271,478 | - | 271,478 | 129,590 | 44,054 | 97,834 |
| November (2) | 120,553 | 125,995 | 107,636 | 267,775 | - | 267,775 | 126,388 | 44,296 | 97,091 |
| December | | | | | | | | | |

(1) See footnote 1, page 4.
(2) Preliminary.

Table 3. (Cont'd) - ESTIMATED VALUE OF SHIPMENTS, ORDERS AND INVENTORY IN MANUFACTURING INDUSTRIES GROUPED ACCORDING TO AN ECONOMIC USE CLASSIFICATION, by months. (1)

(in thousands of dollars)
CONSUMER GOODS INDUSTRIES

(a4) - Durable Consumer Goods Industries (4)

(For definitions, see Page 42)

(For industries included, see Page 40)

| Date | SHIPMENTS | ORDERS | | INVENTORY AT END OF MONTH | | | | | |
|---------------|-----------|----------------------------------|---------------------------------|---------------------------|--------------------|--------------------|---------------|------------------|-------------------|
| | | New Orders Received During Month | Unfilled Orders at end of Month | Owned | Held but not Owned | All Inventory Held | | | |
| | | | | | | TOTAL | Raw Materials | Goods in Process | Finished Products |
| 1952 - | | | | | | | | | |
| January | 27,251 | N/A | 96,066 | (2) | (2) | 159,871 | 63,477 | 48,814 | 47,580 |
| February | 32,661 | 32,942 | 96,347 | | | 158,422 | 62,430 | 49,168 | 46,824 |
| March | 35,830 | 45,190 | 105,707 | | | 159,580 | 63,158 | 49,971 | 46,451 |
| April | 36,818 | 36,672 | 105,561 | | | 157,145 | 61,098 | 51,969 | 44,078 |
| May | 40,807 | 46,154 | 110,908 | | | 160,083 | 61,360 | 56,805 | 41,918 |
| June | 43,602 | 47,033 | 114,339 | | | 161,475 | 61,064 | 59,882 | 40,529 |
| July | 38,049 | 38,997 | 115,287 | | | 160,152 | 60,978 | 60,162 | 39,012 |
| August | 39,860 | 53,507 | 128,934 | | | 156,895 | 60,534 | 59,559 | 36,802 |
| September | 47,059 | 51,095 | 132,970 | | | 157,744 | 58,199 | 60,910 | 38,635 |
| October | 53,294 | 61,121 | 140,797 | | | 155,266 | 56,165 | 61,008 | 38,093 |
| November | 50,153 | 49,159 | 139,803 | | | 156,302 | 57,909 | 59,339 | 39,054 |
| December | 48,724 | 62,112 | 153,191 | 131,342 | 24,375 | 155,717 | 60,148 | 56,945 | 38,624 |
| Total | 494,108 | | | | | | | | |
| 1953 - | | | | | | | | | |
| January | 41,880 | 48,729 | 160,040 | 134,850 | 26,184 | 161,034 | 61,700 | 60,180 | 39,154 |
| February | 50,051 | 42,923 | 152,912 | 137,684 | 28,530 | 166,214 | 61,586 | 63,497 | 41,131 |
| March | 55,284 | 55,532 | 153,160 | 140,697 | 30,151 | 170,848 | 63,796 | 65,925 | 41,127 |
| April | 56,251 | 47,364 | 144,273 | 143,259 | 31,762 | 175,021 | 65,700 | 66,648 | 42,673 |
| May | 54,095 | 88,625 | 178,803 | 147,218 | 32,238 | 179,456 | 70,061 | 64,060 | 45,335 |
| June | 54,642 | 56,480 | 180,641 | 153,668 | 33,175 | 186,843 | 67,321 | 69,308 | 50,214 |
| July | 43,756 | 26,971 | 163,856 | 156,806 | 34,283 | 191,089 | 66,196 | 71,001 | 53,892 |
| August | 44,549 | 52,051 | 171,358 | 161,314 | 36,153 | 197,467 | 67,263 | 72,451 | 57,753 |
| September | 58,915 | 59,826 | 172,269 | 161,698 | 35,665 | 197,363 | 68,926 | 71,854 | 56,583 |
| October | 59,638 | 64,477 | 177,108 | 160,968 | 37,449 | 198,417 | 69,748 | 71,858 | 56,811 |
| November | 58,029 | 60,426 | 179,505 | 158,017 | 37,519 | 195,536 | 67,074 | 71,775 | 56,687 |
| December | 56,750 | 48,288 | 171,043 | 160,810 | 37,236 | 198,046 | 67,925 | 74,632 | 55,489 |
| Total | 633,840 | | | | | | | | |
| 1954 - | | | | | | | | | |
| January | 45,082 | 40,125 | 166,086 | 164,045 | 37,306 | 201,351 | 68,110 | 73,429 | 59,812 |
| February | 49,601 | 50,867 | 167,352 | 166,742 | 37,094 | 203,836 | 67,196 | 75,492 | 61,148 |
| March | 64,740 | 57,899 | 160,511 | 165,811 | 38,416 | 204,227 | 66,108 | 75,868 | 62,251 |
| April | 55,866 | 45,846 | 150,491 | 164,790 | 39,289 | 204,079 | 64,555 | 76,438 | 63,086 |
| May | 54,286 | 60,901 | 157,106 | 166,165 | 33,104 | 199,269 | 63,908 | 71,100 | 64,261 |
| June | 55,059 | 51,157 | 153,204 | 163,911 | 33,198 | 197,109 | 60,916 | 68,530 | 67,663 |
| July | 43,543 | 45,711 | 155,372 | 162,065 | 33,954 | 196,019 | 59,136 | 68,823 | 68,060 |
| August | 53,707 | 62,225 | 163,890 | 156,339 | 29,704 | 186,043 | 58,871 | 63,317 | 63,855 |
| September | 63,311 | 65,137 | 165,716 | 152,572 | 31,159 | 183,731 | 60,340 | 65,906 | 57,485 |
| October | 60,140 | 57,566 | 163,142 | 151,709 | 29,114 | 180,823 | 59,958 | 65,947 | 54,918 |
| November | 68,586 | 68,759 | 163,315 | 150,789 | 29,161 | 179,950 | 58,564 | 65,091 | 56,295 |
| December | 61,052 | 51,255 | 153,518 | 155,292 | 32,325 | 187,617 | 60,349 | 71,475 | 55,793 |
| Total | 674,973 | | | | | | | | |
| 1955 - | | | | | | | | | |
| January | 53,643 | 22,559 | 122,434 | 154,819 | 36,254 | 191,073 | 62,109 | 71,073 | 57,891 |
| February | 56,462 | 60,346 | 126,318 | 155,859 | 36,745 | 192,604 | 60,621 | 71,902 | 60,081 |
| March | 65,935 | 53,444 | 113,827 | 161,327 | 38,079 | 199,406 | 61,304 | 72,035 | 66,077 |
| April | 54,471 | 57,155 | 116,511 | 164,142 | 35,075 | 199,217 | 58,808 | 73,604 | 66,805 |
| May | 55,433 | 63,142 | 124,220 | 166,649 | 34,195 | 200,844 | 60,758 | 71,721 | 68,365 |
| June | 59,001 | 60,651 | 125,870 | 167,809 | 34,798 | 202,607 | 59,486 | 73,241 | 69,880 |
| July | 48,484 | 46,748 | 124,134 | 166,544 | 34,470 | 201,014 | 61,090 | 74,779 | 65,145 |
| August | 63,095 | 68,130 | 129,169 | 166,312 | 34,775 | 201,087 | 59,407 | 78,320 | 63,360 |
| September | 81,355 | 95,412 | 143,226 | 159,778 | 37,143 | 196,921 | 59,369 | 79,166 | 58,386 |
| October | 74,850 | 74,786 | 143,162 | 158,283 | 39,633 | 197,916 | 60,896 | 80,242 | 56,778 |
| November | 76,677 | 58,384 | 124,869 | 161,555 | 39,097 | 200,652 | 62,493 | 81,140 | 57,019 |
| December | 69,722 | 53,239 | 108,386 | 166,542 | 32,441 | 198,983 | 64,534 | 74,587 | 59,862 |
| Total | 759,128 | | | | | | | | |
| 1956 - | | | | | | | | | |
| January | 53,082 | 59,978 | 115,282 | 170,793 | 33,113 | 203,906 | 66,352 | 74,366 | 63,188 |
| February | 57,766 | 60,819 | 118,335 | 177,245 | 33,614 | 210,859 | 68,958 | 78,765 | 63,136 |
| March | 60,766 | 50,243 | 107,812 | 181,695 | 31,024 | 212,719 | 68,867 | 76,765 | 67,087 |
| April | 57,810 | 48,700 | 98,702 | 181,544 | 32,294 | 213,838 | 69,757 | 72,384 | 71,697 |
| May | 60,006 | 63,786 | 102,482 | 182,700 | 32,294 | 214,994 | 70,949 | 71,746 | 72,299 |
| June | 64,277 | 68,206 | 106,411 | 187,368 | 30,612 | 217,980 | 70,425 | 69,939 | 77,616 |
| July | 56,374 | 51,301 | 101,338 | 183,758 | 13,685 | 197,443 | 70,338 | 50,785 | 76,320 |
| August | 59,273 | 54,746 | 96,811 | 184,158 | 13,389 | 197,547 | 71,868 | 50,752 | 74,927 |
| September (3) | 72,855 | 76,692 | 100,648 | 176,863 | 13,214 | 190,077 | 70,468 | 52,380 | 67,229 |
| October (3) | 72,778 | 66,485 | 94,355 | 173,000 | 14,187 | 187,187 | 69,245 | 51,253 | 66,689 |
| November (3) | 69,045 | 65,598 | 90,908 | 175,120 | 14,361 | 189,481 | 68,555 | 52,289 | 68,637 |
| December | | | | | | | | | |

(1) See footnote 1, page 4.

(2) Coverage during 1952 was not adequate to provide separate estimates of Inventory Owned, and Inventory Held but Not Owned, for this group. (3) Preliminary. (4) This grouping does not include the Consumer portion of Motor Vehicles, nor of Heating and Cooking Apparatus; it does include the Electronic equipment portion of Radios and Parts, and the office and store equipment portion of Furniture.

Table 3 (Cont'd) - ESTIMATED VALUE OF SHIPMENTS, ORDERS AND INVENTORY IN MANUFACTURING INDUSTRIES
GROUPED ACCORDING TO AN ECONOMIC USE CLASSIFICATION, by months.
(in thousands of dollars)

CAPITAL GOODS INDUSTRIES

(b1) - Total Capital Goods Industries (1)

(For definitions, see Page 42)

(For industries included, see Page 40)

| Date | SHIPMENTS | ORDERS | | INVENTORY AT END OF MONTH | | | | | |
|--------------|-----------|----------------------------------|---------------------------------|---------------------------|--------------------|--------------------|---------------|------------------|-------------------|
| | | New Orders Received During Month | Unfilled Orders at end of Month | Owned | Held but not Owned | All Inventory Held | | | |
| | | | | | | TOTAL | Raw Materials | Goods in Process | Finished Products |
| 1952 - | | | | | | | | | |
| January | 122,965 | N/A | 1,914,694 | 387,873 | 179,775 | 567,648 | 194,099 | 279,587 | 93,962 |
| February | 125,620 | 136,493 | 1,925,567 | 402,884 | 190,519 | 593,403 | 205,508 | 290,092 | 97,803 |
| March | 136,979 | 143,872 | 1,932,460 | 414,035 | 207,417 | 621,452 | 213,711 | 305,632 | 102,109 |
| April | 145,421 | 87,527 | 1,874,566 | 411,142 | 220,878 | 632,020 | 214,899 | 312,721 | 104,400 |
| May | 149,724 | 203,971 | 1,928,813 | 410,932 | 233,844 | 644,776 | 222,336 | 315,106 | 107,334 |
| June | 144,971 | 117,878 | 1,901,720 | 401,975 | 246,969 | 648,944 | 215,914 | 322,464 | 110,566 |
| July | 139,144 | 95,886 | 1,858,462 | 395,579 | 252,135 | 647,714 | 220,591 | 316,315 | 110,808 |
| August | 121,098 | 127,992 | 1,609,372 | 401,768 | 265,738 | 667,506 | 230,451 | 329,102 | 107,953 |
| September | 127,821 | 85,921 | 1,567,472 | 408,004 | 284,722 | 692,726 | 240,537 | 344,570 | 107,619 |
| October | 135,962 | 107,805 | 1,323,705 | 408,323 | 305,674 | 713,997 | 233,919 | 365,569 | 114,509 |
| November | 132,788 | 144,075 | 1,334,992 | 412,463 | 316,078 | 728,541 | 232,864 | 377,317 | 118,360 |
| December | 169,157 | 152,877 | 1,318,712 | 426,163 | 308,067 | 734,230 | 234,691 | 375,024 | 124,515 |
| Total | 1,651,650 | | | | | | | | |
| 1953 - | | | | | | | | | |
| January | 138,847 | 99,098 | 1,278,963 | 425,922 | 318,494 | 744,416 | 241,324 | 378,350 | 124,742 |
| February | 158,610 | 148,476 | 1,268,829 | 427,054 | 322,937 | 749,991 | 239,663 | 385,223 | 125,105 |
| March | 167,852 | 169,989 | 1,270,966 | 422,113 | 331,090 | 753,203 | 235,239 | 393,269 | 124,695 |
| April | 180,263 | 117,538 | 1,208,241 | 417,137 | 348,040 | 765,177 | 233,826 | 408,573 | 122,778 |
| May | 164,414 | 12,706 | 1,056,533 | 418,095 | 350,441 | 768,536 | 232,789 | 412,009 | 123,738 |
| June | 167,902 | 140,663 | 1,029,294 | 417,723 | 349,662 | 767,385 | 224,323 | 419,473 | 123,589 |
| July | 156,927 | 94,174 | 966,541 | 413,503 | 351,424 | 764,927 | 222,380 | 423,586 | 118,961 |
| August | 127,051 | 97,280 | 936,770 | 410,498 | 363,180 | 773,678 | 222,763 | 435,142 | 115,773 |
| September | 140,344 | 110,478 | 906,904 | 413,985 | 359,439 | 773,424 | 222,797 | 436,859 | 113,768 |
| October | 134,525 | 120,574 | 892,953 | 425,621 | 346,908 | 772,529 | 223,070 | 427,933 | 121,526 |
| November | 138,751 | 95,801 | 850,003 | 421,110 | 359,368 | 780,478 | 222,514 | 434,077 | 123,887 |
| December | 151,279 | 213,899 | 912,623 | 427,724 | 346,928 | 774,652 | 221,713 | 428,594 | 124,345 |
| Total | 1,826,765 | | | | | | | | |
| 1954 - | | | | | | | | | |
| January | 119,359 | 186,745 | 980,009 | 426,658 | 357,094 | 783,752 | 214,816 | 440,165 | 128,771 |
| February | 137,837 | 305,697 | 1,147,869 | 441,973 | 354,338 | 796,311 | 215,755 | 448,431 | 132,125 |
| March | 167,121 | 110,311 | 1,091,059 | 429,601 | 352,004 | 781,605 | 210,863 | 440,283 | 130,459 |
| April | 148,034 | 89,684 | 1,032,709 | 423,737 | 359,620 | 783,357 | 205,568 | 447,320 | 130,469 |
| May | 143,661 | 133,596 | 1,022,644 | 410,898 | 359,763 | 770,661 | 201,371 | 441,104 | 128,186 |
| June | 147,350 | 130,911 | 1,006,205 | 397,781 | 364,230 | 762,011 | 199,053 | 437,242 | 125,716 |
| July | 130,578 | 150,849 | 1,026,476 | 383,477 | 359,332 | 742,809 | 197,990 | 424,611 | 120,208 |
| August | 102,927 | 79,580 | 1,003,129 | 379,303 | 362,170 | 741,473 | 197,252 | 429,694 | 114,527 |
| September | 125,450 | 125,660 | 1,003,339 | 373,107 | 375,435 | 748,542 | 189,622 | 447,726 | 114,194 |
| October | 110,143 | 42,808 | 936,004 | 372,714 | 375,329 | 748,043 | 193,460 | 442,136 | 112,447 |
| November | 120,945 | 90,677 | 905,736 | 374,803 | 372,140 | 746,943 | 190,554 | 444,450 | 111,939 |
| December | 131,092 | 124,448 | 899,092 | 379,213 | 352,865 | 732,078 | 188,803 | 431,314 | 111,961 |
| Total | 1,584,497 | | | | | | | | |
| 1955 - | | | | | | | | | |
| January | 112,493 | 108,534 | 895,133 | 382,683 | 348,075 | 730,758 | 187,550 | 426,938 | 116,270 |
| February | 131,294 | 114,413 | 878,252 | 377,067 | 360,091 | 737,158 | 187,704 | 430,192 | 119,262 |
| March | 146,097 | 129,477 | 861,632 | 374,206 | 355,000 | 729,206 | 186,209 | 422,902 | 120,095 |
| April | 131,290 | 122,480 | 852,822 | 370,931 | 355,693 | 726,624 | 190,657 | 421,158 | 114,809 |
| May | 134,647 | 177,980 | 896,155 | 367,790 | 354,528 | 722,318 | 188,507 | 420,308 | 113,503 |
| June | 135,217 | 131,210 | 892,148 | 358,225 | 357,041 | 715,266 | 184,049 | 422,834 | 108,383 |
| July | 127,960 | 138,689 | 902,877 | 343,830 | 345,510 | 689,340 | 181,805 | 405,216 | 102,319 |
| August | 118,133 | 117,461 | 902,205 | 337,565 | 351,353 | 688,918 | 180,509 | 411,492 | 96,917 |
| September | 132,654 | 138,726 | 908,277 | 339,043 | 355,458 | 694,501 | 182,473 | 415,757 | 96,271 |
| October | 125,931 | 109,330 | 891,676 | 344,863 | 372,555 | 717,418 | 185,498 | 433,087 | 98,833 |
| November | 129,419 | 174,107 | 936,364 | 349,690 | 364,632 | 714,322 | 186,115 | 424,273 | 103,934 |
| December | 148,507 | 171,613 | 959,470 | 373,203 | 323,914 | 697,117 | 184,800 | 403,183 | 109,134 |
| Total | 1,573,642 | | | | | | | | |
| 1956 - | | | | | | | | | |
| January | 128,575 | 124,893 | 955,788 | 383,624 | 324,949 | 708,573 | 187,785 | 406,503 | 114,285 |
| February | 150,280 | 142,847 | 948,355 | 392,649 | 329,946 | 722,595 | 194,636 | 409,801 | 118,158 |
| March | 155,860 | 149,485 | 941,980 | 404,947 | 312,933 | 717,880 | 195,146 | 404,485 | 118,249 |
| April | 154,605 | 248,510 | 1,035,885 | 413,368 | 319,578 | 732,946 | 201,233 | 412,505 | 119,208 |
| May | 168,156 | 171,298 | 1,039,027 | 406,119 | 334,637 | 740,756 | 200,831 | 423,556 | 116,369 |
| June | 165,953 | 109,052 | 982,126 | 413,248 | 332,653 | 745,901 | 202,972 | 424,952 | 117,977 |
| July | 158,191 | 160,691 | 984,626 | 408,175 | 339,643 | 747,818 | 204,899 | 428,556 | 114,363 |
| August | 137,268 | 141,622 | 988,980 | 404,415 | 344,705 | 749,120 | 205,014 | 434,203 | 109,903 |
| September(2) | 156,980 | 179,633 | 1,011,633 | 398,078 | 353,340 | 751,418 | 210,396 | 433,079 | 107,943 |
| October (2) | 156,263 | 134,018 | 989,388 | 399,859 | 365,279 | 765,138 | 213,840 | 443,426 | 107,872 |
| November (2) | 153,678 | 147,944 | 983,654 | 407,551 | 370,565 | 778,116 | 216,455 | 451,638 | 110,023 |
| December | | | | | | | | | |

(1) This table is a sub-total for Tables 3, b2 and 3, b3.

2. Preliminary.

Table 3 (Cont'd) - ESTIMATED VALUE OF SHIPMENTS, ORDERS AND INVENTORY IN MANUFACTURING INDUSTRIES
GROUPED ACCORDING TO AN ECONOMIC USE CLASSIFICATION, by months.(1)

(In thousands of dollars)

CAPITAL GOOD INDUSTRIES

(b2) Heavy Transportation Equipment Industries.(2)

(For definitions, see Page 42)

(For industries included, see Page 40)

| Date | SHIPMENTS | ORDERS | | INVENTORY AT END OF MONTH | | | | | |
|---------------|-----------|----------------------------------|---------------------------------|---------------------------|--------------------|--------------------|---------------|------------------|-------------------|
| | | New Orders Received During Month | Unfilled Orders at end of Month | Owned | Held but not Owned | All Inventory Held | | | |
| | | | | | | TOTAL | Raw Materials | Goods in Process | Finished Products |
| 1952 - | | | | | | | | | |
| January | 46,295 | N/A | 1,577,729 | 108,586 | 123,087 | 231,673 | 74,506 | 155,660 | 1,567 |
| February | 47,398 | 60,824 | 1,591,155 | 118,319 | 131,575 | 249,894 | 82,428 | 165,327 | 2,139 |
| March | 54,411 | 73,812 | 1,610,556 | 125,716 | 143,411 | 269,127 | 89,944 | 176,795 | 2,388 |
| April | 57,346 | 9,755 | 1,562,965 | 126,839 | 155,261 | 282,100 | 96,401 | 183,016 | 2,683 |
| May | 61,980 | 135,370 | 1,636,355 | 126,881 | 164,052 | 290,933 | 103,093 | 184,853 | 2,987 |
| June | 63,233 | 44,063 | 1,617,165 | 123,771 | 178,469 | 300,240 | 104,233 | 192,886 | 3,121 |
| July | 60,870 | 33,259 | 1,589,554 | 120,968 | 182,627 | 303,595 | 108,740 | 191,628 | 3,227 |
| August | 56,074 | 191,347 | 1,342,133 | 126,620 | 196,344 | 322,964 | 115,441 | 204,172 | 3,351 |
| September | 60,360 | 25,667 | 1,307,440 | 128,537 | 213,949 | 342,486 | 122,954 | 216,041 | 3,491 |
| October | 59,976 | 183,151 | 1,064,313 | 128,818 | 232,166 | 360,984 | 123,083 | 233,938 | 3,963 |
| November | 66,055 | 73,158 | 1,071,416 | 132,791 | 240,353 | 373,144 | 121,569 | 247,220 | 4,355 |
| December | 98,651 | 82,719 | 1,055,484 | 127,420 | 239,227 | 366,647 | 121,316 | 240,943 | 4,388 |
| Total | 732,669 | | | | | | | | |
| 1953 - | | | | | | | | | |
| January | 68,137 | 27,547 | 1,014,894 | 123,135 | 248,816 | 371,951 | 124,957 | 241,830 | 5,164 |
| February | 72,882 | 65,680 | 1,007,692 | 129,230 | 252,921 | 382,151 | 124,932 | 250,949 | 6,270 |
| March | 77,343 | 29,727 | 960,076 | 127,887 | 263,840 | 391,727 | 128,132 | 258,959 | 4,636 |
| April | 89,289 | 37,129 | 907,916 | 126,239 | 280,372 | 406,611 | 129,523 | 272,243 | 4,845 |
| May | 77,045 | 62,498 | 768,373 | 126,291 | 288,941 | 415,232 | 129,531 | 280,508 | 5,193 |
| June | 84,736 | 63,971 | 747,608 | 126,687 | 293,559 | 420,246 | 126,453 | 288,287 | 5,506 |
| July | 86,475 | 29,578 | 690,711 | 126,512 | 293,995 | 420,507 | 124,071 | 290,750 | 5,686 |
| August | 62,949 | 35,718 | 663,480 | 128,216 | 304,955 | 433,171 | 125,407 | 301,941 | 5,823 |
| September | 70,948 | 40,141 | 632,673 | 130,764 | 304,048 | 434,812 | 126,386 | 301,595 | 6,831 |
| October | 67,214 | 45,757 | 611,216 | 139,884 | 294,401 | 434,285 | 127,159 | 301,486 | 5,640 |
| November | 76,803 | 26,673 | 561,086 | 130,292 | 307,841 | 438,133 | 125,395 | 307,046 | 5,692 |
| December | 85,957 | 150,215 | 625,344 | 134,353 | 300,884 | 435,237 | 125,627 | 304,757 | 4,853 |
| Total | 919,778 | | | | | | | | |
| 1954 - | | | | | | | | | |
| January | 62,613 | 138,043 | 700,774 | 135,713 | 309,036 | 444,749 | 119,448 | 319,718 | 5,583 |
| February | 71,887 | 246,613 | 875,500 | 142,230 | 308,245 | 450,475 | 117,482 | 327,114 | 5,879 |
| March | 90,711 | 44,689 | 829,478 | 133,009 | 304,847 | 437,856 | 114,436 | 318,514 | 4,906 |
| April | 73,535 | 29,890 | 785,833 | 129,528 | 316,601 | 446,129 | 112,498 | 328,997 | 4,634 |
| May | 70,841 | 74,663 | 789,655 | 124,341 | 315,108 | 439,449 | 112,433 | 322,494 | 4,522 |
| June | 72,965 | 66,067 | 782,757 | 117,014 | 318,622 | 435,636 | 110,481 | 320,908 | 4,247 |
| July | 65,672 | 89,206 | 806,291 | 111,510 | 316,085 | 427,595 | 111,111 | 312,561 | 3,923 |
| August | 43,299 | 253 | 762,739 | 116,175 | 317,696 | 433,871 | 112,392 | 317,461 | 4,018 |
| September | 64,286 | 71,632 | 770,085 | 111,019 | 327,772 | 438,791 | 106,118 | 328,598 | 4,075 |
| October | 49,894 | 14,906 | 705,285 | 112,578 | 327,069 | 439,647 | 109,156 | 326,286 | 4,205 |
| November | 56,297 | 28,392 | 677,380 | 111,806 | 321,415 | 433,221 | 105,447 | 325,910 | 1,864 |
| December | 64,980 | 53,410 | 665,810 | 112,687 | 305,725 | 418,412 | 103,896 | 310,760 | 3,756 |
| Total | 786,980 | | | | | | | | |
| 1955 - | | | | | | | | | |
| January | 57,631 | 54,815 | 662,994 | 117,626 | 297,923 | 415,549 | 102,315 | 307,060 | 6,174 |
| February | 61,726 | 33,602 | 634,870 | 114,573 | 303,815 | 418,388 | 101,679 | 309,667 | 7,042 |
| March | 70,424 | 37,487 | 601,933 | 117,680 | 296,234 | 413,914 | 101,108 | 304,695 | 8,111 |
| April | 57,670 | 52,070 | 596,333 | 115,546 | 293,968 | 409,514 | 100,010 | 301,832 | 7,672 |
| May | 58,795 | 92,280 | 629,818 | 116,369 | 293,728 | 410,097 | 101,005 | 301,019 | 8,073 |
| June | 59,462 | 47,938 | 618,294 | 111,885 | 294,432 | 406,317 | 99,140 | 302,739 | 4,438 |
| July | 60,175 | 71,960 | 630,079 | 109,349 | 282,224 | 391,573 | 97,975 | 289,670 | 3,928 |
| August | 49,336 | 46,255 | 626,998 | 110,877 | 284,225 | 395,102 | 97,889 | 292,347 | 4,866 |
| September | 60,184 | 56,086 | 622,900 | 109,812 | 284,472 | 394,284 | 98,652 | 290,285 | 5,347 |
| October | 54,317 | 25,424 | 594,007 | 110,519 | 297,456 | 407,975 | 99,159 | 303,122 | 5,694 |
| November | 55,871 | 88,594 | 626,730 | 113,773 | 285,134 | 398,907 | 96,561 | 296,306 | 6,040 |
| December | 77,349 | 73,757 | 623,138 | 115,873 | 252,518 | 368,391 | 93,677 | 268,457 | 6,257 |
| Total | 722,940 | | | | | | | | |
| 1956 - | | | | | | | | | |
| January | 61,628 | 46,409 | 607,919 | 118,264 | 250,974 | 369,238 | 93,068 | 269,331 | 6,839 |
| February | 71,949 | 55,379 | 591,349 | 121,348 | 250,671 | 372,019 | 96,546 | 268,211 | 7,262 |
| March | 63,773 | 63,625 | 591,201 | 128,279 | 228,160 | 356,439 | 93,587 | 256,718 | 6,134 |
| April | 61,631 | 139,911 | 669,481 | 132,056 | 229,190 | 361,246 | 95,554 | 260,052 | 5,640 |
| May | 76,511 | 88,646 | 681,616 | 126,245 | 238,434 | 364,679 | 94,613 | 264,600 | 5,466 |
| June | 73,061 | 1,660 | 610,215 | 125,773 | 234,169 | 359,942 | 93,229 | 261,811 | 4,902 |
| July | 73,668 | 73,926 | 610,473 | 125,732 | 237,708 | 363,440 | 95,551 | 262,938 | 4,951 |
| August | 55,216 | 63,375 | 618,632 | 124,815 | 239,593 | 364,408 | 95,613 | 264,128 | 4,667 |
| September (3) | 71,264 | 90,159 | 637,527 | 123,186 | 243,788 | 366,974 | 101,065 | 261,244 | 4,665 |
| October (3) | 65,105 | 48,751 | 621,173 | 120,537 | 252,484 | 373,021 | 103,579 | 264,607 | 4,835 |
| November (3) | 63,309 | 44,357 | 602,221 | 125,294 | 256,108 | 381,402 | 106,925 | 269,675 | 4,802 |
| December | | | | | | | | | |

(1) See footnote 1, page 4. (2) Excludes trucks and buses, which are included in Table 3, d2.

(3) Preliminary.

Table 3 (Cont'd) - ESTIMATED VALUE OF SHIPMENTS, ORDERS AND INVENTORY IN MANUFACTURING INDUSTRIES
GROUPED ACCORDING TO AN ECONOMIC USE CLASSIFICATION, by months.(1)

(in thousands of dollars)

CAPITAL GOODS INDUSTRIES

(b) Other Capital Goods Industries.

(For definitions, see Page 42)

(For industries included, see Page 40)

| Date | SHIPMENTS | ORDERS | | INVENTORY AT END OF MONTH | | | | | |
|--------------|-----------|----------------------------------|---------------------------------|---------------------------|--------------------|--------------------|---------------|------------------|-------------------|
| | | New Orders Received During Month | Unfilled Orders at end of Month | Owned | Held but not Owned | All Inventory Held | | | |
| | | | | | | TOTAL | Raw Materials | Goods in Process | Finished Products |
| 1952 - | | | | | | | | | |
| January | 76,670 | N/A | 336,965 | 279,287 | 56,688 | 335,975 | 119,593 | 123,987 | 92,395 |
| February | 78,222 | 75,669 | 334,412 | 284,565 | 58,944 | 343,509 | 123,080 | 124,765 | 95,664 |
| March | 82,568 | 70,060 | 321,904 | 288,319 | 64,006 | 352,325 | 123,767 | 128,837 | 99,721 |
| April | 88,075 | 77,772 | 311,601 | 284,303 | 65,617 | 349,920 | 118,498 | 129,705 | 101,717 |
| May | 87,744 | 68,601 | 292,458 | 284,051 | 69,792 | 353,843 | 119,243 | 130,253 | 104,347 |
| June | 81,718 | 73,815 | 284,555 | 278,204 | 70,500 | 348,704 | 111,681 | 129,578 | 107,445 |
| July | 78,274 | 62,627 | 268,908 | 274,611 | 69,508 | 344,119 | 111,851 | 124,687 | 107,581 |
| August | 65,024 | 63,355 | 267,239 | 275,148 | 69,394 | 344,542 | 115,010 | 124,930 | 104,602 |
| September | 67,461 | 60,254 | 260,032 | 279,467 | 70,773 | 350,240 | 117,583 | 128,529 | 104,128 |
| October | 75,986 | 75,346 | 259,392 | 279,505 | 73,508 | 353,013 | 110,836 | 131,631 | 110,546 |
| November | 66,733 | 70,917 | 263,576 | 279,672 | 75,725 | 355,397 | 111,295 | 130,097 | 114,005 |
| December | 70,506 | 70,158 | 263,228 | 298,743 | 68,840 | 367,583 | 113,375 | 134,081 | 120,127 |
| Total | 918,981 | | | | | | | | |
| 1953 - | | | | | | | | | |
| January | 70,710 | 71,551 | 264,069 | 302,787 | 69,678 | 372,465 | 116,367 | 136,520 | 119,578 |
| February | 85,728 | 82,796 | 261,137 | 297,824 | 70,016 | 367,840 | 114,731 | 134,274 | 118,835 |
| March | 90,509 | 140,262 | 310,890 | 294,226 | 67,250 | 361,476 | 107,107 | 134,310 | 120,059 |
| April | 90,974 | 80,409 | 300,325 | 290,898 | 67,668 | 358,566 | 104,303 | 136,330 | 117,933 |
| May | 87,369 | 75,204 | 288,160 | 291,804 | 61,500 | 353,304 | 103,258 | 131,501 | 118,545 |
| June | 83,166 | 76,692 | 281,686 | 291,036 | 56,103 | 347,139 | 97,870 | 131,186 | 118,083 |
| July | 70,452 | 64,596 | 275,830 | 286,991 | 57,429 | 344,420 | 96,309 | 132,836 | 113,275 |
| August | 64,102 | 61,562 | 273,290 | 282,282 | 58,225 | 340,507 | 97,356 | 133,201 | 109,950 |
| September | 69,396 | 70,337 | 274,231 | 283,221 | 55,391 | 338,612 | 96,411 | 135,264 | 106,937 |
| October | 67,311 | 74,817 | 285,737 | 285,737 | 52,507 | 338,244 | 95,911 | 126,447 | 115,886 |
| November | 61,948 | 69,128 | 288,917 | 290,818 | 51,527 | 342,345 | 97,119 | 127,031 | 118,195 |
| December | 65,322 | 63,684 | 287,279 | 293,371 | 46,044 | 339,415 | 96,086 | 123,837 | 119,492 |
| Total | 906,987 | | | | | | | | |
| 1954 - | | | | | | | | | |
| January | 56,746 | 48,702 | 279,235 | 290,945 | 48,058 | 339,003 | 95,368 | 120,447 | 123,188 |
| February | 65,950 | 59,084 | 272,369 | 299,743 | 46,093 | 345,836 | 98,273 | 121,317 | 126,246 |
| March | 76,410 | 65,622 | 261,581 | 296,592 | 47,157 | 343,749 | 96,427 | 121,769 | 125,553 |
| April | 74,499 | 59,794 | 246,876 | 294,209 | 43,019 | 337,228 | 93,070 | 118,323 | 125,835 |
| May | 72,820 | 58,933 | 232,989 | 286,557 | 44,655 | 331,212 | 88,938 | 118,610 | 123,664 |
| June | 74,385 | 64,844 | 223,448 | 280,767 | 45,608 | 326,375 | 88,572 | 116,334 | 121,469 |
| July | 64,906 | 61,643 | 220,185 | 271,967 | 43,247 | 315,214 | 86,879 | 112,050 | 116,285 |
| August | 59,628 | 79,833 | 240,390 | 263,128 | 44,474 | 307,602 | 84,860 | 112,233 | 110,509 |
| September | 61,164 | 54,028 | 233,254 | 262,088 | 47,663 | 309,751 | 83,504 | 116,128 | 110,119 |
| October | 60,249 | 57,714 | 230,719 | 260,136 | 48,260 | 308,396 | 84,304 | 115,850 | 108,242 |
| November | 64,648 | 62,285 | 228,356 | 262,997 | 50,725 | 313,722 | 85,107 | 118,540 | 110,075 |
| December | 66,112 | 71,038 | 233,282 | 266,526 | 47,140 | 313,666 | 84,907 | 120,554 | 108,205 |
| Total | 797,517 | | | | | | | | |
| 1955 - | | | | | | | | | |
| January | 54,862 | 53,719 | 232,139 | 265,057 | 50,152 | 315,209 | 85,235 | 119,878 | 110,096 |
| February | 69,568 | 80,811 | 243,382 | 262,494 | 56,276 | 318,770 | 86,025 | 120,525 | 112,220 |
| March | 75,673 | 91,990 | 252,699 | 256,526 | 58,766 | 315,292 | 85,101 | 118,207 | 111,984 |
| April | 73,620 | 70,410 | 256,489 | 255,385 | 61,725 | 317,110 | 90,647 | 119,326 | 107,137 |
| May | 75,852 | 85,700 | 266,337 | 251,421 | 60,800 | 312,221 | 87,502 | 119,289 | 105,430 |
| June | 75,755 | 83,272 | 273,854 | 246,340 | 62,609 | 308,949 | 84,909 | 120,095 | 103,945 |
| July | 67,785 | 66,729 | 272,798 | 234,481 | 63,286 | 297,767 | 83,830 | 115,546 | 98,391 |
| August | 68,797 | 71,206 | 275,207 | 226,688 | 67,128 | 293,816 | 82,620 | 119,145 | 92,051 |
| September | 72,470 | 82,640 | 285,377 | 229,231 | 70,986 | 300,217 | 83,821 | 125,472 | 90,924 |
| October | 71,614 | 83,906 | 297,669 | 234,344 | 75,099 | 309,443 | 86,339 | 129,965 | 93,139 |
| November | 73,548 | 85,513 | 309,634 | 235,917 | 79,498 | 315,415 | 89,554 | 127,967 | 97,894 |
| December | 71,158 | 97,856 | 336,332 | 257,330 | 71,396 | 328,726 | 91,123 | 134,726 | 102,877 |
| Total | 850,702 | | | | | | | | |
| 1956 - | | | | | | | | | |
| January | 66,947 | 78,484 | 347,869 | 265,360 | 73,975 | 339,335 | 94,717 | 137,172 | 107,446 |
| February | 78,331 | 87,468 | 357,006 | 271,301 | 79,275 | 350,576 | 98,090 | 141,590 | 110,896 |
| March | 92,087 | 85,860 | 350,779 | 276,668 | 84,773 | 361,441 | 101,559 | 147,767 | 112,115 |
| April | 92,974 | 108,599 | 366,404 | 281,312 | 90,388 | 371,700 | 105,679 | 152,453 | 113,568 |
| May | 91,645 | 82,652 | 357,411 | 279,874 | 96,203 | 376,077 | 106,218 | 158,956 | 110,903 |
| June | 92,892 | 107,392 | 371,911 | 287,475 | 98,484 | 385,959 | 109,743 | 163,141 | 113,075 |
| July | 84,523 | 86,765 | 374,153 | 282,443 | 101,935 | 384,378 | 109,348 | 165,618 | 109,412 |
| August | 82,052 | 78,247 | 370,348 | 279,000 | 105,112 | 384,712 | 109,401 | 170,075 | 105,236 |
| September(2) | 85,716 | 89,474 | 374,106 | 274,892 | 109,552 | 384,444 | 109,331 | 171,835 | 103,278 |
| October (2) | 91,158 | 85,267 | 368,215 | 279,322 | 112,795 | 392,117 | 110,267 | 178,819 | 103,037 |
| November (2) | 90,369 | 103,587 | 381,433 | 282,257 | 114,457 | 396,714 | 109,530 | 181,963 | 105,221 |
| December | | | | | | | | | |

(1) See footnote 1, page 4

(2) Preliminary.

Table 3 (Cont'd) - ESTIMATED VALUE OF SHIPMENTS, ORDERS AND INVENTORY IN MANUFACTURING INDUSTRIES GROUPED ACCORDING TO AN ECONOMIC USE CLASSIFICATION, by months. (1)

(in thousands of dollars)

(C) CONSTRUCTION GOODS INDUSTRIES

(For definitions, see Page 42)

(For industries included, see Page 40)

| Date | SHIPMENTS | ORDERS | | INVENTORY AT END OF MONTH | | | | | |
|--------------------------|-----------|----------------------------------|---------------------------------|---------------------------|--------------------|--------------------|---------------|------------------|-------------------|
| | | New Orders Received During Month | Unfilled Orders at end of Month | Owned | Held but not Owned | All Inventory Held | | | |
| | | | | | | TOTAL | Raw Materials | Goods in Process | Finished Products |
| 1952 - | | | | | | | | | |
| January | 86,691 | N/A | 313,470 | 269,881 | 25,231 | 295,112 | 136,919 | 85,371 | 72,822 |
| February | 85,711 | 102,616 | 330,375 | 276,015 | 35,124 | 311,139 | 141,168 | 94,552 | 75,419 |
| March | 92,823 | 93,444 | 330,996 | 280,310 | 40,849 | 321,159 | 143,886 | 100,532 | 76,741 |
| April | 92,272 | 95,202 | 333,926 | 277,544 | 42,451 | 319,995 | 142,620 | 100,692 | 76,683 |
| May | 111,458 | 93,551 | 316,019 | 264,092 | 42,562 | 306,654 | 138,388 | 96,810 | 71,456 |
| June | 112,227 | 94,127 | 297,919 | 271,874 | 46,795 | 318,669 | 138,229 | 104,267 | 76,173 |
| July | 96,619 | 88,820 | 290,120 | 258,656 | 49,975 | 308,631 | 132,336 | 107,021 | 69,274 |
| August | 102,036 | 99,614 | 287,698 | 256,297 | 62,146 | 318,443 | 132,281 | 117,389 | 68,773 |
| September | 109,294 | 97,647 | 276,051 | 251,072 | 55,481 | 306,553 | 129,884 | 108,913 | 67,756 |
| October | 115,849 | 105,305 | 265,507 | 241,498 | 61,901 | 303,399 | 125,761 | 113,746 | 63,892 |
| November | 103,027 | 98,475 | 260,955 | 244,356 | 63,272 | 307,628 | 125,954 | 117,746 | 63,928 |
| December | 94,138 | 101,462 | 268,279 | 268,640 | 49,717 | 318,357 | 143,419 | 102,557 | 72,381 |
| Total | 1,192,145 | | | | | | | | |
| 1953 - | | | | | | | | | |
| January | 86,668 | 100,615 | 282,226 | 264,894 | 58,648 | 323,632 | 141,802 | 110,739 | 71,091 |
| February | 89,090 | 90,478 | 283,614 | 273,941 | 62,144 | 336,085 | 146,066 | 115,175 | 74,844 |
| March | 109,028 | 101,656 | 276,242 | 286,240 | 62,767 | 349,007 | 147,883 | 119,230 | 81,894 |
| April | 108,356 | 100,364 | 268,250 | 293,189 | 58,326 | 351,515 | 151,553 | 119,787 | 80,175 |
| May | 111,590 | 100,255 | 256,915 | 292,313 | 61,363 | 353,676 | 148,270 | 126,809 | 78,597 |
| June | 118,710 | 116,252 | 254,457 | 297,770 | 61,092 | 358,862 | 150,193 | 128,366 | 80,303 |
| July | 112,383 | 106,315 | 248,389 | 390,321 | 65,447 | 355,768 | 147,055 | 132,610 | 76,103 |
| August | 112,036 | 112,607 | 248,960 | 290,975 | 71,072 | 362,047 | 146,888 | 140,355 | 74,804 |
| September | 119,845 | 117,865 | 246,980 | 281,899 | 82,897 | 364,796 | 144,588 | 144,217 | 75,991 |
| October | 124,153 | 127,136 | 249,963 | 280,013 | 89,009 | 369,022 | 141,248 | 149,186 | 78,588 |
| November | 104,823 | 84,903 | 230,043 | 275,900 | 92,203 | 368,103 | 142,244 | 149,777 | 76,082 |
| December | 99,377 | 82,574 | 213,240 | 291,135 | 69,374 | 360,509 | 158,167 | 119,421 | 82,921 |
| Total | 1,296,059 | | | | | | | | |
| 1954 - | | | | | | | | | |
| January | 79,974 | 72,198 | 205,464 | 302,592 | 72,911 | 375,503 | 159,284 | 125,787 | 90,432 |
| February | 87,077 | 77,983 | 196,370 | 316,080 | 55,823 | 371,903 | 162,544 | 113,902 | 95,457 |
| March | 99,491 | 110,788 | 207,667 | 328,779 | 49,361 | 378,140 | 169,029 | 109,127 | 99,984 |
| April | 102,227 | 103,048 | 208,488 | 322,182 | 52,687 | 374,869 | 165,361 | 110,161 | 99,347 |
| May | 105,913 | 101,879 | 204,454 | 318,485 | 55,933 | 374,418 | 161,369 | 113,194 | 99,855 |
| June | 121,846 | 131,559 | 214,167 | 315,628 | 62,838 | 378,466 | 159,720 | 119,922 | 98,824 |
| July | 121,995 | 124,062 | 216,234 | 312,088 | 62,054 | 374,142 | 157,107 | 124,624 | 92,411 |
| August | 120,740 | 113,192 | 208,686 | 299,320 | 69,045 | 368,365 | 148,643 | 130,232 | 89,490 |
| September | 124,374 | 129,753 | 214,065 | 287,701 | 78,073 | 365,774 | 146,152 | 133,823 | 85,799 |
| October | 126,444 | 118,361 | 205,982 | 282,338 | 70,666 | 353,004 | 141,958 | 126,729 | 84,317 |
| November | 115,444 | 130,177 | 220,715 | 272,457 | 71,147 | 343,604 | 139,721 | 119,571 | 84,312 |
| December | 98,119 | 93,721 | 216,317 | 277,123 | 64,246 | 341,369 | 138,639 | 112,993 | 89,737 |
| Total | 1,303,644 | | | | | | | | |
| 1955 - | | | | | | | | | |
| January | 89,300 | 92,571 | 219,588 | 284,452 | 68,576 | 353,028 | 144,679 | 115,799 | 92,550 |
| February | 93,631 | 132,784 | 258,741 | 294,261 | 68,652 | 362,913 | 146,830 | 118,106 | 97,977 |
| March | 112,010 | 127,142 | 273,873 | 306,822 | 67,906 | 374,728 | 152,239 | 116,557 | 105,932 |
| April | 116,912 | 134,330 | 291,291 | 310,413 | 66,953 | 377,366 | 154,089 | 115,647 | 107,630 |
| May | 146,451 | 176,846 | 321,686 | 307,330 | 68,087 | 375,417 | 149,808 | 118,275 | 107,334 |
| June | 154,510 | 134,713 | 301,889 | 303,371 | 71,649 | 375,020 | 148,322 | 123,368 | 103,330 |
| July | 129,239 | 139,113 | 311,763 | 300,823 | 70,073 | 370,896 | 152,425 | 122,764 | 95,707 |
| August | 150,720 | 163,991 | 325,034 | 293,223 | 74,218 | 367,441 | 151,221 | 127,822 | 88,398 |
| September | 153,086 | 145,657 | 317,605 | 290,218 | 76,778 | 366,996 | 149,625 | 128,386 | 88,985 |
| October | 149,799 | 154,969 | 322,775 | 290,214 | 69,627 | 359,841 | 155,445 | 118,599 | 85,797 |
| November | 134,196 | 136,058 | 324,637 | 297,609 | 68,363 | 365,972 | 155,929 | 121,466 | 88,577 |
| December | 125,349 | 126,507 | (2)325,795 | 313,074 | 72,657 | 385,731 | 158,272 | 131,220 | 96,239 |
| Total | 1,555,203 | | | | | | | | |
| 1956 - | | | | | | | | | |
| January | 113,550 | 142,055 | 354,300 | 326,904 | 63,073 | 389,977 | 163,044 | 125,463 | 101,470 |
| February | 121,848 | 144,118 | 376,570 | 344,999 | 69,385 | 414,384 | 168,768 | 135,937 | 109,679 |
| March | 140,264 | 164,486 | 400,792 | 363,052 | 75,124 | 438,176 | 175,539 | 143,050 | 119,587 |
| April | 148,061 | 155,732 | 408,463 | 372,074 | 82,299 | 454,373 | 181,306 | 150,473 | 122,594 |
| May | 165,305 | 163,160 | 406,318 | 385,805 | 88,119 | 473,924 | 187,861 | 160,474 | 125,589 |
| June | 174,995 | 177,875 | 409,198 | 385,044 | 93,844 | 478,888 | 189,174 | 165,054 | 126,660 |
| July | 156,366 | 152,628 | 405,460 | 380,181 | 95,155 | 475,336 | 192,283 | 169,398 | 113,655 |
| August | 164,858 | 165,782 | 406,384 | 367,364 | 95,222 | 462,586 | 190,301 | 165,113 | 107,172 |
| September ⁽³⁾ | 171,248 | 171,554 | 406,690 | 365,439 | 97,891 | 463,330 | 187,531 | 166,527 | 109,272 |
| October ⁽³⁾ | 179,939 | 177,262 | 404,013 | 360,951 | 96,904 | 457,855 | 187,588 | 165,802 | 104,465 |
| November ⁽³⁾ | 170,245 | 171,169 | 404,937 | 357,149 | 99,394 | 456,543 | 185,377 | 167,665 | 103,501 |
| December | | | | | | | | | |

(1) See footnote 1, page 4.

(2) December, 1955 value includes a downward revision of \$16.7 million because of a change in method of reporting by one firm.

(3) Preliminary.

Table 3 (Cont'd) - ESTIMATED VALUE OF SHIPMENTS, ORDERS AND INVENTORY IN MANUFACTURING INDUSTRIES GROUP ACCORDING TO AN ECONOMIC USE CLASSIFICATION, by months. (1)

(in thousands of dollars)
MISCELLANEOUS INDUSTRIES

(d1) - Industries Producing Largely For Export

(For definitions, see Page 42)

(For industries included, see Page 40)

This group comprises only the 6 industries which cannot be fitted into any of the other groups because of the high proportion of total production exported. Shipments are not to be taken as total exports

| Date | SHIPMENTS | ORDERS | | INVENTORY AT END OF MONTH | | | | | |
|---------------|-----------|----------------------------------|---------------------------------|---------------------------|--------------------|--------------------|---------------|------------------|-------------------|
| | | New Orders Received During Month | Unfilled Orders at end of Month | Owned | Held but not Owned | All Inventory Held | | | |
| | | | | | | TOTAL | Raw Materials | Goods in Process | Finished Products |
| 1952 - | | | | | | | | | |
| January | 249,750 | N/A | 633,565 | (2) | (2) | 593,499 | 366,808 | 31,991 | 134,700 |
| February | 251,312 | 221,530 | 603,783 | | | 552,770 | 377,294 | 34,271 | 141,205 |
| March | 261,800 | 226,147 | 568,130 | | | 560,271 | 377,973 | 36,107 | 146,191 |
| April | 234,460 | 208,624 | 542,294 | | | 545,510 | 366,163 | 35,535 | 143,812 |
| May | 262,489 | 213,075 | 492,880 | | | 574,537 | 378,010 | 38,145 | 158,382 |
| June | 263,017 | 229,452 | 459,315 | | | 584,539 | 384,261 | 38,565 | 161,713 |
| July | 243,836 | 242,392 | 457,871 | | | 615,648 | 399,792 | 40,161 | 175,695 |
| August | 256,444 | 250,813 | 452,240 | | | 634,485 | 410,694 | 42,396 | 181,395 |
| September | 252,306 | 230,011 | 429,945 | | | 649,419 | 424,721 | 41,035 | 183,663 |
| October | 252,501 | 236,402 | 413,846 | | | 648,384 | 425,525 | 40,262 | 182,597 |
| November | 233,938 | 214,694 | 394,602 | | | 634,673 | 427,877 | 40,111 | 166,685 |
| December | 256,112 | 277,723 | 446,213 | | | 624,963 | 423,443 | 40,026 | 161,494 |
| Total | 3,017,965 | | | | | | | | |
| 1953 - | | | | | | | | | |
| January | 239,319 | 247,889 | 454,783 | | | 612,562 | 413,816 | 41,901 | 156,845 |
| February | 238,272 | 242,107 | 458,618 | | | 608,449 | 403,158 | 43,941 | 161,350 |
| March | 264,152 | 256,095 | 450,561 | | | 601,398 | 386,606 | 45,169 | 169,623 |
| April | 251,119 | 227,115 | 426,557 | | | 572,286 | 369,520 | 44,911 | 157,855 |
| May | 278,900 | 239,248 | 386,905 | | | 585,837 | 373,732 | 44,419 | 167,686 |
| June | 286,895 | 266,665 | 366,675 | | | 599,399 | 381,431 | 43,173 | 174,795 |
| July | 267,163 | 244,677 | 344,189 | | | 621,035 | 394,845 | 45,974 | 180,216 |
| August | 260,657 | 249,172 | 332,704 | | | 648,477 | 408,611 | 46,849 | 193,017 |
| September | 257,191 | 241,201 | 316,714 | | | 633,556 | 401,626 | 44,147 | 187,783 |
| October | 255,921 | 241,255 | 302,048 | | | 635,004 | 404,922 | 42,782 | 187,300 |
| November | 237,404 | 440,902 | 505,546 | | | 620,709 | 402,826 | 41,393 | 176,490 |
| December | 235,756 | 224,099 | 493,889 | | | 617,685 | 406,148 | 39,324 | 172,213 |
| Total | 3,072,749 | | | | | | | | |
| 1954 - | | | | | | | | | |
| January | 222,939 | 277,967 | 548,917 | | | 597,767 | 390,956 | 40,925 | 165,886 |
| February | 237,633 | 222,847 | 534,131 | | | 587,816 | 382,920 | 41,837 | 163,059 |
| March | 270,612 | 267,191 | 530,710 | | | 571,128 | 369,145 | 42,450 | 159,533 |
| April | 264,685 | 238,817 | 504,842 | | | 545,962 | 350,728 | 41,404 | 153,830 |
| May | 270,545 | 252,883 | 487,180 | | | 554,207 | 352,047 | 41,140 | 161,020 |
| June | 288,785 | 290,391 | 488,786 | | | 572,506 | 360,672 | 42,135 | 169,699 |
| July | 272,650 | 255,951 | 472,087 | | | 588,530 | 364,650 | 43,497 | 180,383 |
| August | 279,440 | 259,677 | 452,324 | | | 610,963 | 375,339 | 45,246 | 190,378 |
| September | 281,028 | 296,094 | 467,390 | | | 624,314 | 379,821 | 44,937 | 199,556 |
| October | 275,812 | 260,677 | 452,255 | | | 635,132 | 391,301 | 44,030 | 199,801 |
| November | 274,274 | 248,774 | 426,755 | | | 628,458 | 397,106 | 43,036 | 188,316 |
| December | 249,461 | 255,697 | 432,991 | | | 621,933 | 399,139 | 40,297 | 182,497 |
| Total | 3,187,864 | | | | | | | | |
| 1955 - | | | | | | | | | |
| January | 267,180 | 327,622 | 493,433 | | | 610,499 | 405,062 | 43,691 | 161,746 |
| February | 260,852 | 237,267 | 469,848 | | | 612,254 | 406,427 | 44,798 | 161,029 |
| March | 299,276 | 280,389 | 450,961 | | | 606,539 | 398,223 | 47,241 | 161,075 |
| April | 276,236 | 254,932 | 429,657 | | | 573,020 | 381,459 | 45,613 | 145,948 |
| May | 298,070 | 278,565 | 410,152 | | | 575,982 | 379,757 | 47,884 | 148,341 |
| June | 313,876 | 304,052 | 400,328 | | | 581,232 | 386,759 | 49,490 | 144,983 |
| July | 293,753 | 272,382 | 378,957 | | | 593,740 | 393,993 | 54,095 | 145,652 |
| August | 312,684 | 296,974 | 363,247 | | | 594,438 | 387,707 | 51,779 | 154,952 |
| September | 315,627 | 305,206 | 352,826 | | | 615,801 | 394,762 | 53,398 | 167,641 |
| October | 311,624 | 280,109 | 321,311 | | | 596,480 | 394,726 | 49,871 | 151,883 |
| November | 307,402 | 297,130 | 311,039 | | | 589,779 | 398,965 | 48,303 | 142,511 |
| December | 297,472 | 293,514 | 307,081 | | | 591,480 | 412,803 | 42,416 | 136,261 |
| Total | 3,554,052 | | | | | | | | |
| 1956 - | | | | | | | | | |
| January | 292,367 | 339,287 | 354,001 | | | 582,882 | 406,380 | 39,905 | 136,597 |
| February | 298,839 | 305,745 | 360,907 | | | 589,332 | 410,772 | 40,511 | 138,049 |
| March | 313,675 | 302,464 | 349,696 | | | 591,878 | 409,816 | 41,924 | 140,138 |
| April | 285,329 | 276,505 | 340,872 | | | 583,000 | 405,321 | 43,118 | 134,561 |
| May | 327,191 | 313,250 | 326,931 | | | 594,993 | 413,691 | 45,541 | 135,761 |
| June | 331,388 | 332,187 | 327,730 | | | 608,938 | 419,499 | 47,702 | 141,737 |
| July | 319,426 | 309,760 | 318,064 | | | 632,236 | 425,502 | 50,847 | 155,889 |
| August | 350,760 | 362,127 | 329,431 | | | 666,283 | 435,184 | 55,538 | 175,561 |
| September (3) | 321,465 | 317,046 | 325,012 | | | 691,451 | 453,860 | 58,419 | 179,172 |
| October (3) | 332,722 | 322,184 | 314,474 | | | 695,264 | 461,096 | 59,366 | 174,802 |
| November (3) | 312,906 | 307,105 | 308,673 | | | 687,459 | 462,116 | 55,834 | 169,509 |
| December | | | | | | | | | |

(1) See footnote 1, page 4.

(2) The value of Inventory Held but Not Owned in this group is very small, and coverage is not adequate to provide separate data. Estimates for this type of inventory are included with Total Inventory Held; for all practical purposes, this can be considered the equivalent of Inventory Owned as well. (3) Preliminary.

Table 3 (Cont'd) - ESTIMATED VALUE OF SHIPMENTS, ORDERS AND INVENTORY IN MANUFACTURING INDUSTRIES GROUPED ACCORDING TO AN ECONOMIC USE CLASSIFICATION, by months. (1)

(in thousands of dollars)

MISCELLANEOUS INDUSTRIES
(d2) - Motor Vehicles and Related Industries

(For definitions, see Page 42)
(For industries included, see Page 40)

| Date | SHIPMENTS | ORDERS | | INVENTORY AT END OF MONTH | | | | | |
|---------------|-----------|----------------------------------|---------------------------------|---------------------------|--------------------|--------------------|---------------|------------------|-------------------|
| | | New Orders Received During Month | Unfilled Orders at end of Month | Owned | Held but not Owned | All Inventory Held | | | |
| | | | | | | TOTAL | Raw Materials | Goods in Process | Finished Products |
| 1952 - | | | | | | | | | |
| January | 102,300 | N/A | 97,310 | (2) | (2) | 240,384 | 59,474 | 72,409 | 108,501 |
| February | 104,537 | 110,553 | 103,326 | | | 241,809 | 61,400 | 73,786 | 106,623 |
| March | 110,883 | 106,937 | 99,380 | | | 243,132 | 60,570 | 72,375 | 110,187 |
| April | 130,501 | 130,996 | 99,875 | | | 231,869 | 57,589 | 70,882 | 103,398 |
| May | 127,478 | 138,157 | 110,554 | | | 222,583 | 56,422 | 68,095 | 98,066 |
| June | 126,150 | 129,335 | 113,739 | | | 220,338 | 55,856 | 69,016 | 95,466 |
| July | 106,583 | 105,000 | 112,156 | | | 211,725 | 54,896 | 67,575 | 89,254 |
| August | 80,104 | 75,854 | 107,906 | | | 209,933 | 55,187 | 68,357 | 86,389 |
| September | 122,425 | 120,664 | 106,145 | | | 205,211 | 56,073 | 67,226 | 81,912 |
| October | 121,698 | 121,331 | 105,778 | | | 199,578 | 52,552 | 64,453 | 82,573 |
| November | 100,166 | 111,188 | 116,800 | | | 197,533 | 51,083 | 62,441 | 84,009 |
| December | 102,233 | 112,275 | 126,842 | | | 208,866 | 55,942 | 64,748 | 88,176 |
| Total | 1,335,058 | | | | | | | | |
| 1953 - | | | | | | | | | |
| January | 106,472 | 109,506 | 129,876 | | | 215,013 | 56,829 | 68,820 | 89,364 |
| February | 121,273 | 121,568 | 130,171 | | | 218,949 | 56,365 | 70,364 | 92,220 |
| March | 146,017 | 141,802 | 125,956 | | | 222,137 | 55,552 | 72,925 | 93,660 |
| April | 150,531 | 153,787 | 129,212 | | | 220,794 | 55,022 | 70,498 | 95,274 |
| May | 146,988 | 149,229 | 131,453 | | | 222,050 | 55,424 | 71,728 | 94,898 |
| June | 145,552 | 147,079 | 132,980 | | | 224,508 | 57,690 | 71,762 | 95,056 |
| July | 134,447 | 124,788 | 123,321 | | | 214,843 | 55,813 | 64,324 | 94,706 |
| August | 80,414 | 77,828 | 120,335 | | | 217,470 | 57,745 | 67,886 | 91,839 |
| September | 108,004 | 100,046 | 112,377 | | | 217,095 | 56,301 | 67,621 | 93,173 |
| October | 106,954 | 97,953 | 103,376 | | | 209,346 | 54,928 | 60,501 | 93,917 |
| November | 76,430 | 69,754 | 96,700 | | | 225,607 | 57,742 | 69,688 | 98,177 |
| December | 104,131 | 100,096 | 92,665 | | | 236,354 | 58,395 | 75,532 | 102,427 |
| Total | 1,427,213 | | | | | | | | |
| 1954 - | | | | | | | | | |
| January | 115,664 | 115,834 | 92,835 | | | 232,333 | 56,507 | 72,378 | 103,448 |
| February | 126,241 | 125,028 | 91,622 | | | 234,977 | 55,673 | 74,233 | 105,071 |
| March | 132,561 | 121,544 | 80,605 | | | 231,172 | 53,934 | 72,196 | 105,042 |
| April | 128,969 | 125,154 | 76,790 | | | 221,405 | 51,331 | 65,936 | 104,138 |
| May | 114,126 | 113,454 | 76,118 | | | 216,064 | 50,206 | 62,741 | 103,117 |
| June | 98,742 | 98,853 | 76,229 | | | 211,615 | 47,766 | 60,355 | 103,494 |
| July | 86,483 | 84,442 | 74,188 | | | 199,051 | 45,483 | 51,353 | 102,215 |
| August | 66,127 | 65,584 | 73,645 | | | 182,657 | 44,236 | 44,153 | 94,268 |
| September | 62,747 | 65,725 | 76,623 | | | 182,353 | 43,473 | 48,670 | 90,210 |
| October | 62,730 | 68,412 | 82,305 | | | 191,529 | 45,131 | 54,909 | 91,489 |
| November | 78,742 | 83,254 | 86,817 | | | 199,609 | 45,924 | 58,964 | 94,721 |
| December | 101,628 | 110,195 | 95,384 | | | 201,228 | 49,609 | 58,828 | 92,791 |
| Total | 1,174,760 | | | | | | | | |
| 1955 - | | | | | | | | | |
| January | 111,982 | 117,699 | 101,101 | | | 194,874 | 49,409 | 60,495 | 84,970 |
| February | 115,467 | 111,632 | 97,266 | | | 211,862 | 51,447 | 73,517 | 86,898 |
| March | 115,949 | 117,430 | 98,747 | | | 247,569 | 52,590 | 78,165 | 116,814 |
| April | 179,041 | 174,235 | 93,941 | | | 219,472 | 52,644 | 74,905 | 91,923 |
| May | 172,477 | 163,496 | 84,960 | | | 213,002 | 52,907 | 71,282 | 88,813 |
| June | 167,945 | 166,412 | 83,427 | | | 204,739 | 50,551 | 66,935 | 87,253 |
| July | 144,299 | 140,767 | 79,895 | | | 192,701 | 48,707 | 58,827 | 85,167 |
| August | 91,216 | 95,565 | 85,244 | | | 195,235 | 50,050 | 57,981 | 87,204 |
| September | 89,826 | 83,844 | 79,262 | | | 206,103 | 53,891 | 63,266 | 88,946 |
| October | 104,904 | 105,524 | 79,882 | | | 211,249 | 59,932 | 65,477 | 85,840 |
| November | 106,251 | 104,814 | 78,445 | | | 225,952 | 66,821 | 66,489 | 92,642 |
| December | 101,773 | 104,620 | 81,292 | | | 242,476 | 71,730 | 78,261 | 92,485 |
| Total | 1,501,130 | | | | | | | | |
| 1956 - | | | | | | | | | |
| January | 94,929 | 109,600 | 95,963 | | | 257,833 | 73,172 | 76,684 | 107,977 |
| February | 103,602 | 122,139 | 114,500 | | | 290,519 | 74,447 | 90,355 | 125,717 |
| March | 153,780 | 151,933 | 112,653 | | | 299,613 | 75,014 | 96,993 | 127,606 |
| April | 188,063 | 188,464 | 113,054 | | | 286,940 | 72,551 | 83,463 | 130,926 |
| May | 185,396 | 168,495 | 96,153 | | | 285,789 | 69,209 | 85,767 | 130,813 |
| June | 172,763 | 164,222 | 87,612 | | | 272,424 | 65,872 | 79,091 | 127,461 |
| July | 149,762 | 153,699 | 91,549 | | | 259,968 | 63,925 | 63,011 | 133,032 |
| August | 97,106 | 106,253 | 100,728 | | | 243,481 | 64,149 | 61,315 | 118,017 |
| September (3) | 86,908 | 94,103 | 107,923 | | | 256,817 | 66,150 | 71,049 | 119,618 |
| October (3) | 126,620 | 125,011 | 106,314 | | | 280,749 | 68,719 | 83,568 | 128,462 |
| November (3) | 152,991 | 148,659 | 101,982 | | | 282,797 | 66,754 | 85,271 | 130,772 |
| December | | | | | | | | | |

(1) See footnote 1, page 4.

(2) The value of Inventory Held but Not Owned for this group is very small, and coverage is not adequate to provide separate data. Estimates for this type of inventory are included with Total Inventory Held; for all practical purposes, this can be considered the equivalent of Inventory Owned as well. (3) Preliminary.

Table 3 (Cont'd) - ESTIMATED VALUE OF SHIPMENTS, ORDERS AND INVENTORY IN MANUFACTURING INDUSTRIES GROUPED ACCORDING TO AN ECONOMIC USE CLASSIFICATION, by months. (1)

(in thousands of dollars)

MISCELLANEOUS INDUSTRIES
(d3) - Intermediate Goods and Supplies

(For definitions, see Page 42.)

(For industries included, see Page 40)

| Date | SHIPMENTS(2) | ORDERS | | INVENTORY AT END OF MONTH | | | | | |
|--------------|--------------|----------------------------------|---------------------------------|---------------------------|--------------------|--------------------|---------------|------------------|-------------------|
| | | New Orders Received During Month | Unfilled Orders at end of Month | Owned | Held but not Owned | All Inventory Held | | | |
| | | | | | | TOTAL | Raw Materials | Goods in Process | Finished Products |
| 1952 - | | | | | | | | | |
| January | 216,478 | N/A | 351,454 | 575,796 | - | 575,796 | 308,468 | 97,720 | 169,608 |
| February | 211,273 | 182,933 | 323,114 | 555,000 | - | 555,000 | 292,827 | 94,547 | 167,626 |
| March | 218,461 | 193,113 | 297,766 | 530,547 | - | 530,547 | 275,884 | 92,401 | 162,262 |
| April | 212,752 | 212,865 | 297,879 | 517,910 | - | 517,910 | 272,100 | 90,225 | 155,585 |
| May | 219,034 | 223,779 | 302,624 | 511,137 | - | 511,137 | 275,779 | 88,588 | 146,770 |
| June | 204,006 | 184,746 | 283,364 | 512,495 | - | 512,495 | 282,258 | 87,433 | 142,804 |
| July | 207,964 | 196,680 | 272,080 | 502,042 | - | 502,042 | 283,064 | 86,277 | 132,701 |
| August | 191,898 | 188,758 | 268,940 | 507,948 | - | 507,948 | 289,253 | 90,368 | 128,327 |
| September | 213,190 | 198,259 | 254,009 | 517,391 | - | 517,391 | 300,447 | 89,864 | 127,080 |
| October | 224,548 | 229,930 | 259,391 | 549,099 | - | 549,099 | 318,247 | 92,356 | 138,496 |
| November | 211,514 | 206,708 | 254,585 | 570,873 | - | 570,873 | 722,675 | 93,391 | 154,807 |
| December | 201,844 | 253,306 | 306,047 | 556,025 | - | 556,025 | 297,563 | 95,428 | 163,034 |
| Total | 2,532,962 | | | | | | | | |
| 1953 - | | | | | | | | | |
| January | 212,703 | 191,348 | 284,692 | 541,429 | - | 541,429 | 280,383 | 99,150 | 161,896 |
| February | 200,017 | 218,212 | 302,887 | 529,664 | - | 529,664 | 266,653 | 98,231 | 164,780 |
| March | 220,367 | 213,223 | 295,743 | 512,541 | - | 512,541 | 254,450 | 96,224 | 161,867 |
| April | 222,744 | 208,146 | 281,145 | 508,769 | - | 508,769 | 248,723 | 94,940 | 165,106 |
| May | 221,253 | 199,482 | 259,374 | 508,912 | - | 508,912 | 253,632 | 89,698 | 165,582 |
| June | 221,821 | 216,357 | 253,910 | 512,399 | - | 512,399 | 259,342 | 88,633 | 164,424 |
| July | 195,511 | 184,851 | 243,250 | 521,750 | - | 521,750 | 275,101 | 90,324 | 156,325 |
| August | 192,249 | 177,147 | 228,148 | 538,944 | - | 538,944 | 296,210 | 91,953 | 150,781 |
| September | 208,715 | 200,978 | 220,411 | 538,809 | - | 538,809 | 291,447 | 92,304 | 155,058 |
| October | 205,917 | 183,216 | 197,710 | 557,313 | - | 557,313 | 295,790 | 93,168 | 168,355 |
| November | 198,478 | 176,703 | 175,935 | 561,320 | - | 561,320 | 292,282 | 93,689 | 175,349 |
| December | 178,389 | 180,233 | 177,779 | 549,948 | - | 549,948 | 278,664 | 92,173 | 179,111 |
| Total | 2,478,164 | | | | | | | | |
| 1954 - | | | | | | | | | |
| January | 186,172 | 220,084 | 211,691 | 533,773 | - | 533,773 | 255,985 | 93,375 | 184,413 |
| February | 188,671 | 182,234 | 205,254 | 515,128 | - | 515,128 | 239,959 | 91,912 | 183,257 |
| March | 204,079 | 203,498 | 204,673 | 495,593 | - | 495,593 | 226,056 | 90,573 | 178,964 |
| April | 198,831 | 197,746 | 203,588 | 479,232 | - | 479,232 | 216,151 | 87,411 | 175,670 |
| May | 211,049 | 198,999 | 191,538 | 469,030 | - | 469,030 | 211,778 | 83,138 | 174,114 |
| June | 207,764 | 200,608 | 184,442 | 469,479 | - | 469,479 | 217,907 | 80,835 | 170,737 |
| July | 178,979 | 163,407 | 168,870 | 469,390 | - | 469,390 | 228,750 | 79,655 | 160,985 |
| August | 193,245 | 197,456 | 173,081 | 471,939 | - | 471,939 | 236,248 | 81,295 | 154,396 |
| September | 202,281 | 209,037 | 179,837 | 475,682 | - | 475,682 | 236,927 | 85,470 | 153,285 |
| October | 192,830 | 182,668 | 169,675 | 485,215 | - | 485,215 | 241,819 | 86,601 | 156,795 |
| November | 202,222 | 209,719 | 177,172 | 504,258 | - | 504,258 | 246,643 | 89,050 | 168,565 |
| December | 197,145 | 216,048 | 196,075 | 505,184 | - | 505,184 | 240,818 | 87,185 | 177,181 |
| Total | 2,363,208 | | | | | | | | |
| 1955 - | | | | | | | | | |
| January | 196,519 | 225,478 | 225,034 | 504,671 | - | 504,671 | 235,952 | 90,801 | 177,918 |
| February | 214,160 | 243,075 | 253,949 | 486,443 | - | 486,443 | 214,401 | 94,459 | 177,583 |
| March | 235,165 | 232,898 | 251,682 | 473,693 | - | 473,693 | 205,986 | 94,651 | 173,056 |
| April | 222,881 | 222,894 | 251,695 | 473,073 | - | 473,073 | 204,368 | 94,666 | 174,039 |
| May | 238,826 | 239,004 | 251,873 | 470,165 | - | 470,165 | 207,064 | 89,839 | 173,262 |
| June | 236,468 | 248,617 | 264,022 | 474,892 | - | 474,892 | 208,873 | 95,044 | 170,975 |
| July | 206,714 | 230,722 | 288,030 | 475,614 | - | 475,614 | 220,042 | 95,065 | 160,507 |
| August | 235,854 | 257,158 | 309,334 | 471,137 | - | 471,137 | 218,356 | 97,597 | 155,184 |
| September | 253,812 | 255,046 | 310,568 | 476,888 | - | 476,888 | 230,559 | 96,766 | 149,563 |
| October | 248,855 | 253,347 | 315,060 | 503,477 | - | 503,477 | 249,738 | 99,043 | 154,696 |
| November | 250,510 | 257,161 | 321,711 | 523,308 | - | 523,308 | 258,587 | 99,819 | 164,902 |
| December | 238,683 | 244,572 | 327,600 | 540,060 | - | 540,060 | 262,097 | 100,688 | 177,275 |
| Total | 2,778,447 | | | | | | | | |
| 1956 - | | | | | | | | | |
| January | 239,664 | 264,428 | 352,364 | 539,099 | - | 539,099 | 251,618 | 105,438 | 182,043 |
| February | 255,093 | 264,530 | 361,801 | 527,248 | - | 527,248 | 239,766 | 105,828 | 181,654 |
| March | 268,084 | 246,361 | 340,078 | 511,944 | - | 511,944 | 230,370 | 103,622 | 177,952 |
| April | 255,665 | 253,937 | 338,350 | 515,458 | - | 515,458 | 226,405 | 104,385 | 184,668 |
| May | 272,345 | 267,785 | 333,790 | 528,272 | - | 528,272 | 234,608 | 104,194 | 189,470 |
| June | 259,443 | 226,425 | 300,782 | 547,105 | - | 547,105 | 249,851 | 105,112 | 192,142 |
| July | 243,670 | 244,817 | 301,929 | 547,632 | - | 547,632 | 258,816 | 107,363 | 181,453 |
| August | 260,330 | 280,857 | 322,456 | 559,410 | - | 559,410 | 272,417 | 110,401 | 176,592 |
| September(2) | 264,874 | 252,202 | 309,784 | 560,482 | - | 560,482 | 275,418 | 109,352 | 175,712 |
| October (2) | 274,852 | 284,730 | 319,662 | 592,995 | - | 592,995 | 297,080 | 111,993 | 183,922 |
| November (2) | 274,315 | 285,947 | 331,294 | 619,388 | - | 619,388 | 313,450 | 108,760 | 197,178 |
| December | | | | | | | | | |

(1) See footnote 1, page 4.
(2) Preliminary.

Table 3 (Concl'd) - ESTIMATED VALUE OF SHIPMENTS, ORDERS AND INVENTORY IN MANUFACTURING INDUSTRIES GROUPED ACCORDING TO AN ECONOMIC USE CLASSIFICATION, by months. (1)

(in thousands of dollars)

MISCELLANEOUS INDUSTRIES
(d4) - Unclassifiable Industries

(For definitions, see Page 42)
(For industries included, see Page 40)

| Date | SHIPMENTS | ORDERS | | INVENTORY AT END OF MONTH | | | | | |
|--------------|-----------|----------------------------------|---------------------------------|---------------------------|--------------------|--------------------|---------------|------------------|-------------------|
| | | New Orders Received During Month | Unfilled Orders at end of Month | Owned | Held but not Owned | All Inventory Held | | | |
| | | | | | | TOTAL | Raw Materials | Goods in Process | Finished Products |
| 1952 - | | | | | | | | | |
| January | 187,022 | N/A | 418,297 | (2) | (2) | 488,945 | 207,836 | 71,432 | 209,677 |
| February | 183,866 | 194,838 | 429,269 | | | 486,083 | 201,449 | 71,638 | 212,996 |
| March | 186,800 | 185,243 | 427,712 | | | 488,294 | 203,535 | 71,858 | 212,901 |
| April | 194,540 | 188,583 | 421,755 | | | 492,585 | 207,866 | 72,259 | 212,460 |
| May | 213,334 | 212,806 | 421,227 | | | 489,851 | 206,524 | 73,319 | 210,008 |
| June | 208,628 | 198,189 | 410,788 | | | 496,374 | 208,526 | 76,403 | 211,445 |
| July | 208,444 | 230,842 | 433,186 | | | 498,348 | 213,599 | 76,620 | 208,129 |
| August | 204,272 | 221,907 | 450,821 | | | 497,427 | 213,760 | 74,096 | 209,571 |
| September | 224,050 | 221,652 | 448,423 | | | 492,301 | 212,818 | 74,633 | 204,850 |
| October | 227,833 | 230,705 | 451,295 | | | 491,237 | 213,403 | 76,540 | 201,294 |
| November | 202,725 | 199,629 | 448,199 | | | 500,105 | 215,338 | 77,133 | 207,634 |
| December | 200,590 | 216,182 | 463,791 | 481,667 | 27,027 | 508,694 | 218,851 | 78,600 | 211,243 |
| Total | 2,442,104 | | | | | | | | |
| 1953 - | | | | | | | | | |
| January | 196,962 | 194,903 | 461,732 | 484,410 | 30,279 | 514,689 | 216,846 | 85,699 | 212,144 |
| February | 193,068 | 196,879 | 465,543 | 495,006 | 33,655 | 528,661 | 216,658 | 92,203 | 219,800 |
| March | 212,803 | 211,271 | 464,011 | 502,761 | 36,906 | 539,667 | 215,454 | 101,178 | 223,035 |
| April | 213,242 | 205,118 | 455,887 | 526,894 | 40,251 | 567,145 | 222,186 | 117,296 | 227,663 |
| May | 221,334 | 210,566 | 445,119 | 532,193 | 43,440 | 575,633 | 228,985 | 118,936 | 227,712 |
| June | 227,386 | 207,944 | 425,677 | 538,055 | 46,639 | 584,694 | 236,067 | 121,517 | 227,110 |
| July | 223,084 | 216,364 | 418,957 | 546,145 | 49,974 | 596,119 | 240,087 | 123,862 | 232,170 |
| August | 223,221 | 227,340 | 423,076 | 554,994 | 53,217 | 608,211 | 244,565 | 130,762 | 232,884 |
| September | 243,871 | 245,900 | 425,105 | 553,003 | 56,566 | 609,569 | 247,711 | 132,389 | 229,469 |
| October | 233,478 | 236,857 | 428,484 | 550,895 | 59,855 | 610,750 | 244,626 | 139,077 | 227,047 |
| November | 222,089 | 216,219 | 422,614 | 556,072 | 63,154 | 619,226 | 240,979 | 145,137 | 233,110 |
| December | 212,073 | 222,049 | 432,590 | 559,447 | 66,464 | 625,911 | 242,967 | 146,082 | 236,862 |
| Total | 2,622,611 | | | | | | | | |
| 1954 - | | | | | | | | | |
| January | 212,925 | 207,063 | 426,728 | 570,315 | 67,526 | 637,841 | 242,455 | 154,723 | 240,663 |
| February | 217,426 | 213,196 | 422,498 | 565,830 | 68,785 | 634,635 | 234,499 | 154,243 | 245,883 |
| March | 234,168 | 226,335 | 414,665 | 564,639 | 70,094 | 634,733 | 234,474 | 157,792 | 242,467 |
| April | 227,154 | 235,226 | 422,737 | 573,291 | 71,409 | 644,700 | 238,158 | 161,794 | 244,748 |
| May | 238,114 | 228,031 | 409,654 | 587,660 | 72,878 | 660,538 | 244,005 | 165,134 | 251,399 |
| June | 248,620 | 246,856 | 407,890 | 592,353 | 74,593 | 666,946 | 240,685 | 168,136 | 258,125 |
| July | 237,335 | 235,783 | 406,338 | 590,445 | 76,551 | 666,996 | 240,203 | 169,923 | 256,870 |
| August | 247,796 | 244,415 | 402,957 | 586,103 | 78,948 | 665,051 | 238,348 | 170,912 | 255,791 |
| September | 257,222 | 271,665 | 417,400 | 578,013 | 76,880 | 654,893 | 236,367 | 168,379 | 250,147 |
| October | 248,629 | 246,509 | 415,280 | 572,836 | 77,208 | 650,044 | 231,031 | 169,487 | 249,526 |
| November | 247,302 | 234,840 | 402,818 | 565,962 | 78,066 | 644,028 | 226,629 | 172,176 | 245,223 |
| December | 241,575 | 215,809 | 377,052 | 561,922 | 78,697 | 640,619 | 228,881 | 171,281 | 240,457 |
| Total (3) | 2,858,266 | | | | | | | | |
| 1955 - | | | | | | | | | |
| January | 228,202 | 225,642 | 374,492 | 555,020 | 79,444 | 634,464 | 223,634 | 171,659 | 239,171 |
| February | 228,407 | 250,311 | 396,396 | 561,523 | 80,212 | 641,735 | 231,137 | 171,396 | 239,202 |
| March | 245,459 | 248,931 | 399,868 | 568,028 | 80,952 | 648,980 | 238,828 | 167,724 | 242,428 |
| April | 229,524 | 227,051 | 397,395 | 578,923 | 81,488 | 660,411 | 242,101 | 169,527 | 248,783 |
| May | 255,820 | 247,106 | 388,681 | 583,340 | 81,934 | 665,274 | 243,190 | 172,972 | 249,112 |
| June | 284,742 | 273,092 | 377,031 | 589,461 | 82,562 | 672,023 | 240,929 | 176,986 | 254,108 |
| July | 257,405 | 263,051 | 382,677 | 597,314 | 83,146 | 680,460 | 245,668 | 178,228 | 256,564 |
| August | 290,166 | 297,041 | 389,552 | 593,693 | 83,479 | 677,172 | 239,567 | 181,658 | 255,947 |
| September | 295,156 | 293,709 | 388,105 | 591,665 | 83,938 | 675,603 | 236,448 | 180,324 | 258,831 |
| October | 279,406 | 283,130 | 391,829 | 598,285 | 84,108 | 682,393 | 243,529 | 180,211 | 258,653 |
| November | 286,770 | 283,177 | 388,236 | 596,206 | 84,066 | 680,272 | 240,734 | 179,988 | 259,550 |
| December | 276,770 | 283,475 | 394,941 | 595,207 | 86,632 | 681,839 | 235,996 | 185,069 | 260,774 |
| Total | 3,157,827 | | | | | | | | |
| 1956 - | | | | | | | | | |
| January | 267,851 | 284,342 | 411,432 | 613,134 | 87,401 | 700,535 | 245,827 | 184,277 | 270,431 |
| February | 267,932 | 273,784 | 417,284 | 632,576 | 87,764 | 720,340 | 258,154 | 187,206 | 274,980 |
| March | 284,325 | 290,852 | 423,811 | 642,399 | 88,414 | 730,813 | 268,809 | 187,521 | 274,483 |
| April | 273,483 | 256,475 | 406,803 | 651,067 | 89,132 | 740,199 | 268,141 | 194,111 | 277,947 |
| May | 308,952 | 295,745 | 393,596 | 650,641 | 89,404 | 740,045 | 267,921 | 193,642 | 278,482 |
| June | 297,703 | 284,521 | 380,414 | 660,026 | 89,917 | 749,943 | 268,971 | 196,591 | 284,381 |
| July | 287,827 | 286,959 | 379,546 | 673,148 | 90,342 | 763,490 | 278,159 | 197,083 | 288,248 |
| August | 305,101 | 306,062 | 380,507 | 676,471 | 90,758 | 767,229 | 276,723 | 201,206 | 289,300 |
| September(4) | 307,269 | 309,900 | 383,138 | 676,018 | 91,323 | 767,343 | 271,540 | 201,315 | 294,488 |
| October (4) | 323,244 | 320,200 | 380,094 | 670,417 | 91,652 | 762,069 | 269,083 | 202,216 | 290,770 |
| November (4) | 309,949 | 304,491 | 374,636 | 671,055 | 91,515 | 762,570 | 270,864 | 200,278 | 291,428 |
| December | | | | | | | | | |

(1) See footnote 1, page 4.

(2) Coverage during 1952 was not adequate to provide separate estimates of Inventory Owned, and Inventory Held but Not Owned, for this group. (3) Shipments values in the Petroleum Products industry for 1954 were effected by a change in method of valuation for Census of Industry purposes. This change accounted for an increase of approximately \$140 million for the year.

(4) Preliminary.

TABLE 4. - ESTIMATED VALUE OF SHIPMENTS, ORDERS, AND INVENTORIES IN SELECTED INDIVIDUAL INDUSTRIES

(in thousands of dollars)

| Industry | 1955 | | 1956 | | | | | | | | | | |
|---|---------|---------|--------|--------|--------|--------|--------|--------|--------|--------|--------------|-------------|-------------|
| | Nov. | Dec. | Jan. | Feb. | Mar. | Apr. | May | June | July | Aug. | Sept. (1) | Oct. (1) | Nov. (1) |
| FOODS AND BEVERAGES | | | | | | | | | | | | | |
| <u>Slaughtering and Meat Packing</u> | | | | | | | | | | | | | |
| Shipments | 85,039 | 83,512 | 77,679 | 72,918 | 78,610 | 78,402 | 87,776 | 87,632 | 87,481 | 89,411 | 88,199 | 93,098 | 90,328 |
| Total Inventory Owned | 58,809 | 58,691 | 63,152 | 63,703 | 66,477 | 68,290 | 70,237 | 68,034 | 63,529 | 57,099 | 53,444 | 57,211 | 62,375 |
| <u>Dairy Products</u> | | | | | | | | | | | | | |
| Shipments | 46,026 | 44,081 | 41,255 | 40,361 | 45,050 | 46,579 | 54,279 | 57,751 | 59,595 | 59,096 | 57,678 | 58,729 | 53,007 |
| Total Inventory Owned | 45,969 | 47,306 | 44,899 | 36,865 | 35,369 | 37,072 | 40,867 | 56,800 | 66,603 | 63,387 | 65,764 | 54,359 | 46,844 |
| Raw Materials | 18,450 | 18,842 | 18,380 | 17,790 | 17,738 | 18,157 | 17,979 | 19,610 | 20,937 | 21,125 | 20,887 | 19,262 | 18,467 |
| Goods in Process and Finished Products | 27,519 | 28,464 | 26,519 | 19,075 | 17,631 | 18,915 | 22,888 | 37,190 | 45,666 | 42,262 | 44,877 | 35,097 | 28,377 |
| <u>Fruit and Vegetable Preparations</u> | | | | | | | | | | | | | |
| Shipments | 22,184 | 18,313 | 19,841 | 21,660 | 18,647 | 19,578 | 21,667 | 20,469 | 20,471 | 20,419 | 23,464 | 29,772 | 25,800 |
| Total Inventory Owned | 109,103 | 101,927 | 96,464 | 88,828 | 81,677 | 77,545 | 70,767 | 66,935 | 73,762 | 84,365 | 110,828 | 115,277 | 115,074 |
| Raw Materials and Goods in Process | 26,607 | 26,418 | 25,590 | 25,485 | 26,014 | 26,115 | 25,853 | 26,297 | 29,574 | 31,530 | 32,201 | 34,540 | 34,616 |
| Finished Products | 82,496 | 75,509 | 70,874 | 63,343 | 55,663 | 51,430 | 44,914 | 40,638 | 44,188 | 52,835 | 78,627 | 80,737 | 80,458 |
| <u>Flour Mills</u> | | | | | | | | | | | | | |
| Shipments | 21,328 | 19,982 | 16,522 | 17,972 | 19,404 | 17,620 | 19,347 | 19,823 | 19,352 | 18,337 | 16,828 | 20,234 | 18,087 |
| New Orders | 21,094 | 18,767 | 16,330 | 25,215 | 19,477 | 14,806 | 17,607 | 20,040 | 17,974 | 20,799 | 19,192 | 17,102 | 22,063 |
| Unfilled Orders | 6,611 | 5,396 | 5,204 | 12,447 | 12,520 | 9,706 | 7,966 | 8,183 | 6,805 | 9,267 | 11,631 | 8,499 | 12,475 |
| Total Inventory Owned | 40,458 | 43,390 | 43,069 | 40,577 | 37,407 | 38,970 | 39,649 | 37,137 | 34,034 | 36,006 | 38,656 | 42,145 | 48,295 |
| Raw Materials | 28,829 | 32,546 | 31,463 | 29,141 | 26,181 | 27,191 | 27,765 | 26,108 | 23,842 | 25,901 | 27,885 | 31,623 | 36,371 |
| <u>Biscuits and Crackers</u> | | | | | | | | | | | | | |
| Shipments | 7,270 | 4,545 | 4,988 | 5,893 | 5,695 | 5,653 | 6,470 | 6,144 | 6,071 | 6,183 | 6,061 | 6,997 | 7,078 |
| Total Inventory Owned | 9,383 | 8,105 | 8,814 | 9,337 | 9,185 | 9,506 | 9,219 | 8,922 | 8,533 | 8,570 | 9,197 | 9,664 | 9,662 |
| Raw Materials | 4,574 | 4,122 | 4,584 | 5,122 | 4,735 | 4,811 | 4,712 | 4,604 | 4,603 | 4,439 | 4,517 | 4,834 | 4,935 |
| Goods in Process | 418 | 385 | 427 | 437 | 434 | 461 | 446 | 418 | 418 | 486 | 525 | 495 | 442 |
| Finished Products | 4,391 | 3,598 | 3,803 | 3,778 | 4,016 | 4,234 | 4,061 | 3,900 | 3,512 | 3,645 | 4,155 | 4,335 | 4,285 |
| <u>Breweries</u> | | | | | | | | | | | | | |
| Shipments | 14,697 | 19,807 | 11,749 | 13,136 | 15,274 | 15,740 | 18,873 | 22,222 | 21,768 | 22,099 | 16,845 | 17,327 | 17,087 |
| Total Inventory Owned | 31,265 | 26,484 | 28,222 | 30,300 | 30,488 | 33,260 | 34,927 | 33,773 | 34,089 | 31,860 | 30,668 | 29,097 | 29,288 |
| Raw Materials | 10,536 | 10,427 | 12,624 | 12,976 | 12,457 | 12,462 | 12,900 | 12,379 | 12,623 | 11,827 | 11,542 | 11,373 | 11,474 |
| Goods in Process | 13,110 | 10,484 | 9,947 | 11,304 | 12,368 | 13,706 | 14,544 | 14,114 | 13,666 | 12,283 | 11,782 | 11,002 | 11,009 |
| Finished Products | 7,619 | 5,573 | 5,651 | 6,020 | 5,663 | 7,092 | 7,483 | 7,280 | 7,800 | 7,750 | 7,344 | 6,722 | 6,805 |
| <u>Wines</u> | | | | | | | | | | | | | |
| Shipments | 1,363 | 1,119 | 747 | 807 | 781 | 965 | 950 | 897 | 749 | 934 | 1,376 | 1,198 | 1,299 |
| Total Inventory Owned | 8,039 | 8,228 | 7,907 | 7,779 | 7,798 | 7,819 | 7,782 | 7,806 | 7,260 | 7,239 | 6,957 | 8,078 | 8,073 |
| Raw Materials | 1,344 | 937 | 838 | 766 | 737 | 861 | 1,106 | 1,376 | 1,116 | 1,347 | 1,316 | 1,343 | 1,295 |
| Goods in Process | 5,046 | 5,405 | 5,268 | 5,303 | 5,138 | 5,053 | 4,887 | 4,683 | 4,495 | 4,237 | 4,059 | 4,934 | 5,007 |
| Finished Products | 1,649 | 1,886 | 1,801 | 1,710 | 1,923 | 1,905 | 1,789 | 1,747 | 1,649 | 1,655 | 1,582 | 1,801 | 1,771 |
| <u>Confectionery</u> | | | | | | | | | | | | | |
| Shipments | 10,029 | 8,114 | 7,071 | 7,729 | 7,581 | 7,264 | 7,770 | 7,337 | 6,945 | 7,900 | 9,973 | 11,400 | 11,885 |
| Total Inventory Owned | 25,954 | 23,214 | 22,887 | 22,720 | 22,483 | 22,683 | 22,799 | 24,099 | 24,101 | 25,087 | 23,946 | 23,401 | 22,460 |
| Raw Materials | 16,613 | 14,148 | 13,938 | 13,954 | 13,452 | 13,284 | 13,193 | 13,558 | 13,723 | 15,009 | 13,834 | 13,351 | 12,842 |
| Goods in Process | 2,768 | 2,855 | 3,111 | 2,916 | 2,913 | 3,103 | 3,152 | 3,315 | 3,380 | 3,327 | 3,163 | 3,186 | 3,019 |
| Finished Products | 6,573 | 6,211 | 5,838 | 5,850 | 6,118 | 6,296 | 6,454 | 7,226 | 6,998 | 6,751 | 6,949 | 6,864 | 6,599 |
| <u>Sugar Refineries</u> | | | | | | | | | | | | | |
| Shipments | 9,020 | 7,688 | 7,396 | 7,585 | 8,328 | 8,105 | 9,606 | 10,589 | 12,240 | 11,085 | 10,429 | 11,133 | 12,102 |
| Total Inventory Owned | 30,642 | 36,433 | 34,746 | 31,427 | 27,040 | 25,918 | 25,125 | 25,391 | 21,429 | 20,848 | 23,024 | 29,017 | 40,636 |
| Raw Materials | 11,485 | 11,784 | 10,552 | 8,457 | 8,426 | 8,650 | 7,862 | 9,193 | 9,594 | 9,452 | 11,185 | 12,895 | 17,815 |
| Goods in Process | 258 | 290 | 293 | 294 | 274 | 278 | 289 | 277 | 284 | 298 | 317 | 305 | 306 |
| Finished Products | 18,899 | 24,359 | 23,901 | 22,676 | 18,340 | 16,990 | 16,974 | 15,921 | 11,551 | 11,098 | 11,522 | 15,817 | 22,515 |

(1) Preliminary

TABLE 4. - ESTIMATED VALUE OF SHIPMENTS, ORDERS, AND INVENTORIES IN SELECTED INDIVIDUAL INDUSTRIES

(in thousands of dollars)

| Industry | 1955 | | 1956 | | | | | | | | | | |
|--|--------|--------|--------|--------|--------|--------|--------|--------|--------|--------|--------------|-------------|-------------|
| | Nov. | Dec. | Jan. | Feb. | Mar. | Apr. | May | June | July | Aug. | Sept. (1) | Oct. (1) | Nov. (1) |
| FOODS AND BEVERAGES - Concl'd. | | | | | | | | | | | | | |
| <u>Miscellaneous Foods (including Rice Mills, Starch and Glucose, and Malt Products)</u> | | | | | | | | | | | | | |
| Shipments | 27,442 | 25,217 | 23,989 | 26,014 | 26,501 | 26,434 | 28,667 | 28,016 | 26,356 | 27,235 | 27,205 | 29,293 | 28,992 |
| Total Inventory Owned | 54,896 | 55,142 | 55,498 | 54,112 | 53,612 | 54,212 | 54,319 | 57,290 | 54,836 | 55,403 | 54,788 | 60,351 | 62,159 |
| RUBBER PRODUCTS | | | | | | | | | | | | | |
| <u>Rubber Footwear</u> | | | | | | | | | | | | | |
| Shipments | 3,684 | 2,470 | 1,737 | 2,343 | 2,632 | 2,358 | 1,776 | 1,744 | 1,983 | 4,191 | 4,348 | 4,114 | 3,869 |
| Total Inventory Owned | 9,562 | 10,108 | 10,526 | 10,589 | 10,878 | 11,396 | 12,646 | 14,223 | 14,091 | 13,280 | 12,500 | 12,415 | 12,803 |
| Raw Materials | 2,357 | 3,069 | 3,095 | 2,799 | 2,835 | 2,761 | 2,622 | 2,501 | 2,534 | 2,412 | 2,545 | 2,655 | 2,725 |
| Goods in Process | 640 | 664 | 747 | 757 | 775 | 726 | 748 | 821 | 813 | 849 | 846 | 848 | 846 |
| Finished Products | 6,565 | 6,375 | 6,684 | 7,033 | 7,268 | 7,909 | 9,276 | 10,901 | 10,744 | 10,019 | 9,109 | 8,912 | 9,232 |
| <u>Tires, Tubes and Other Rubber Products</u> | | | | | | | | | | | | | |
| Shipments | 23,472 | 21,877 | 21,011 | 21,426 | 23,720 | 28,084 | 31,082 | 29,824 | 27,351 | 24,197 | 24,931 | 29,341 | 24,893 |
| Total Inventory Owned | 61,942 | 68,966 | 71,306 | 74,280 | 76,173 | 74,676 | 71,284 | 69,003 | 66,960 | 66,999 | 69,172 | 70,008 | 71,015 |
| Raw materials | 18,178 | 21,678 | 20,662 | 20,272 | 20,908 | 19,065 | 17,456 | 17,500 | 16,975 | 17,299 | 17,704 | 17,761 | 17,613 |
| Goods in Process | 7,044 | 7,474 | 7,649 | 7,671 | 7,682 | 7,703 | 7,729 | 7,734 | 7,340 | 7,894 | 8,090 | 7,908 | 7,992 |
| Finished Products | 36,720 | 39,814 | 42,995 | 46,337 | 47,583 | 47,908 | 46,099 | 43,769 | 42,645 | 41,806 | 43,378 | 44,339 | 45,410 |
| LEATHER PRODUCTS | | | | | | | | | | | | | |
| <u>Boots and Shoes</u> | | | | | | | | | | | | | |
| Shipments | 9,600 | 8,184 | 10,334 | 12,647 | 13,225 | 11,495 | 11,458 | 8,950 | 8,305 | 13,439 | 12,387 | 11,989 | 10,339 |
| Total Inventory Owned | 27,301 | 30,055 | 31,263 | 31,389 | 30,939 | 31,601 | 31,349 | 32,754 | 33,071 | 30,644 | 29,713 | 30,147 | 30,758 |
| <u>Leather Tanneries</u> | | | | | | | | | | | | | |
| Shipments | 5,199 | 5,208 | 4,981 | 5,099 | 4,903 | 4,741 | 4,725 | 4,352 | 3,280 | 4,506 | 4,463 | 5,152 | 5,356 |
| New Orders | 5,557 | 4,367 | 4,825 | 4,550 | 5,113 | 4,447 | 4,171 | 4,728 | 2,434 | 5,478 | 5,742 | 5,425 | 4,996 |
| Unfilled Orders | 6,561 | 5,720 | 5,564 | 5,015 | 5,225 | 4,931 | 4,377 | 4,753 | 3,907 | 4,879 | 6,158 | 6,431 | 6,071 |
| Total Inventory Owned | 15,023 | 15,411 | 15,848 | 16,568 | 16,572 | 16,685 | 17,146 | 17,283 | 17,149 | 16,779 | 16,733 | 16,632 | 16,874 |
| TEXTILE PRODUCTS | | | | | | | | | | | | | |
| <u>Cotton yarn and Cloth</u> | | | | | | | | | | | | | |
| Shipments | 21,882 | 21,613 | 23,771 | 23,689 | 25,994 | 17,556 | 18,925 | 18,922 | 17,076 | 17,660 | 20,179 | 21,929 | 21,463 |
| New Orders | 23,221 | 15,747 | 35,265 | 25,925 | 18,471 | 17,239 | 17,982 | 13,336 | 17,513 | 21,193 | 15,085 | 30,146 | 23,358 |
| Unfilled Orders | 46,607 | 40,741 | 52,235 | 54,471 | 46,948 | 46,631 | 45,688 | 40,102 | 40,539 | 44,072 | 38,978 | 47,195 | 49,090 |
| Total Inventory Owned | 60,889 | 59,589 | 61,463 | 63,220 | 58,230 | 62,091 | 64,019 | 63,933 | 63,022 | 62,635 | 61,990 | 63,869 | 63,865 |
| Raw Materials | 15,704 | 14,022 | 15,481 | 16,659 | 15,037 | 17,742 | 18,727 | 17,072 | 16,843 | 17,051 | 15,584 | 15,285 | 15,185 |
| Goods in Process | 17,530 | 17,909 | 19,023 | 20,109 | 19,300 | 17,118 | 14,881 | 17,304 | 16,916 | 17,101 | 15,221 | 15,202 | 15,133 |
| Finished Products | 27,655 | 27,658 | 26,959 | 26,452 | 23,893 | 27,231 | 30,411 | 29,557 | 29,263 | 28,483 | 31,185 | 33,382 | 33,547 |
| <u>Woollen Yarn</u> | | | | | | | | | | | | | |
| Shipments | 3,447 | 2,598 | 2,783 | 3,401 | 2,858 | 2,675 | 2,649 | 2,638 | 2,740 | 2,916 | 3,762 | 4,184 | 3,927 |
| Total Inventory Owned | 8,603 | 7,864 | 8,034 | 8,789 | 8,614 | 8,390 | 9,264 | 9,522 | 9,186 | 9,624 | 9,345 | 9,366 | 9,201 |
| <u>Gordage, Rope and Twine</u> | | | | | | | | | | | | | |
| Shipments | 882 | 1,307 | 1,319 | 1,301 | 759 | 747 | 765 | 1,573 | 1,679 | 1,405 | 1,383 | 1,206 | 1,245 |
| Total Inventory Owned | 5,646 | 5,589 | 5,643 | 5,144 | 5,830 | 6,218 | 7,222 | 7,167 | 6,810 | 6,556 | 6,140 | 6,222 | 6,126 |
| Raw Materials | 1,897 | 1,810 | 1,929 | 1,640 | 1,807 | 1,883 | 2,193 | 2,062 | 2,100 | 2,548 | 2,316 | 2,548 | 2,351 |
| Goods in Process | 308 | 300 | 321 | 302 | 301 | 330 | 332 | 339 | 346 | 329 | 278 | 282 | 281 |
| Finished Products | 3,441 | 3,479 | 3,393 | 3,202 | 3,722 | 4,005 | 4,697 | 4,766 | 4,364 | 3,679 | 3,546 | 3,392 | 3,494 |
| CLOTHING | | | | | | | | | | | | | |
| <u>Hosiery</u> | | | | | | | | | | | | | |
| Shipments | 5,740 | 4,636 | 3,380 | 4,447 | 4,580 | 4,043 | 3,655 | 3,232 | 3,590 | 3,990 | 4,980 | 5,462 | 5,437 |
| Total Inventory Owned | 14,801 | 14,524 | 14,685 | 14,482 | 14,429 | 14,543 | 15,076 | 15,495 | 15,295 | 15,386 | 15,407 | 14,963 | 14,711 |

(1) Preliminary

TABLE 4. - ESTIMATED VALUE OF SHIPMENTS, ORDERS, AND INVENTORIES IN SELECTED INDIVIDUAL INDUSTRIES

| Industry | (in thousands of dollars) | | | | | | | | | | | | |
|------------------------------------|---------------------------|---------|---------|---------|---------|---------|---------|---------|---------|---------|--------------|-------------|-------------|
| | 1955 | | | | | 1956 | | | | | | | |
| | Nov. | Dec. | Jan. | Feb. | Mar. | Apr. | May | June | July | Aug. | Sept. (1) | Oct. (1) | Nov. (1) |
| CLOTHING - Concl'd. | | | | | | | | | | | | | |
| Other Knit Goods | | | | | | | | | | | | | |
| Shipments | 10,268 | 8,093 | 6,275 | 7,931 | 8,127 | 7,225 | 6,638 | 7,033 | 7,780 | 10,764 | 11,812 | 12,377 | 11,678 |
| Total Inventory Owned | 24,019 | 25,144 | 26,454 | 28,325 | 29,502 | 30,880 | 31,629 | 32,595 | 32,328 | 30,596 | 29,118 | 26,905 | 26,747 |
| Raw Materials | 8,800 | 8,545 | 8,735 | 9,580 | 9,665 | 10,138 | 10,025 | 10,410 | 10,373 | 10,019 | 10,070 | 9,943 | 9,754 |
| Goods in Process | 5,756 | 6,071 | 6,352 | 6,435 | 6,481 | 6,613 | 6,745 | 6,508 | 6,436 | 6,108 | 6,212 | 6,147 | 6,180 |
| Finished Products | 9,463 | 10,528 | 11,367 | 12,310 | 13,356 | 14,129 | 14,859 | 15,677 | 15,519 | 14,469 | 12,836 | 10,815 | 10,813 |
| Corsets | | | | | | | | | | | | | |
| Shipments | 2,004 | 1,626 | 1,989 | 2,207 | 2,490 | 2,294 | 2,380 | 2,339 | 1,945 | 2,050 | 2,434 | 2,418 | 2,165 |
| Total Inventory Owned | 5,026 | 5,129 | 4,938 | 4,920 | 5,065 | 5,133 | 5,340 | 5,510 | 5,407 | 5,228 | 4,895 | 4,836 | 4,803 |
| Raw Material | 2,504 | 2,506 | 2,393 | 2,308 | 2,398 | 2,415 | 2,649 | 2,798 | 2,907 | 2,739 | 2,580 | 2,501 | 2,414 |
| Goods in Process | 700 | 689 | 778 | 889 | 867 | 908 | 848 | 886 | 867 | 905 | 862 | 842 | 833 |
| Finished Products | 1,822 | 1,934 | 1,767 | 1,723 | 1,800 | 1,810 | 1,843 | 1,826 | 1,633 | 1,564 | 1,453 | 1,493 | 1,556 |
| WOOD PRODUCTS | | | | | | | | | | | | | |
| Plywood and Veneer Mills | | | | | | | | | | | | | |
| Shipments | 9,914 | 10,675 | 11,050 | 10,610 | 11,509 | 11,670 | 11,736 | 10,029 | 8,224 | 10,362 | 10,008 | 10,780 | 9,160 |
| Total Inventory Owned | 9,111 | 8,667 | 9,428 | 10,597 | 11,921 | 13,025 | 12,757 | 12,706 | 13,370 | 13,669 | 14,006 | 13,654 | 13,939 |
| Furniture | | | | | | | | | | | | | |
| Shipments | 25,862 | 22,900 | 19,690 | 21,415 | 21,787 | 21,534 | 23,638 | 22,904 | 19,823 | 24,270 | 24,786 | 28,394 | 26,433 |
| Total Inventory Owned | 45,048 | 47,757 | 49,580 | 50,948 | 50,792 | 49,097 | 49,014 | 48,950 | 48,894 | 48,428 | 47,923 | 47,578 | 48,414 |
| Raw Materials | 25,035 | 27,466 | 28,721 | 29,561 | 29,860 | 29,380 | 29,156 | 28,567 | 28,739 | 28,211 | 28,039 | 27,945 | 28,574 |
| Goods in Process | 10,356 | 10,304 | 10,112 | 10,823 | 11,187 | 11,017 | 11,020 | 11,159 | 11,771 | 11,566 | 11,167 | 11,390 | 11,534 |
| Finished Products | 9,657 | 9,987 | 10,747 | 10,564 | 9,745 | 8,700 | 8,838 | 9,224 | 8,384 | 8,651 | 8,717 | 8,243 | 8,306 |
| PAPER PRODUCTS | | | | | | | | | | | | | |
| Paper Boxes and Bags | | | | | | | | | | | | | |
| Shipments | 18,725 | 17,614 | 16,781 | 16,802 | 17,705 | 19,716 | 20,226 | 19,964 | 19,472 | 20,819 | 19,725 | 20,321 | 20,292 |
| Total Inventory Owned | 23,958 | 26,968 | 27,085 | 27,674 | 28,978 | 30,088 | 32,695 | 34,736 | 34,931 | 35,383 | 35,210 | 33,828 | 34,355 |
| Pulp and Paper Mills | | | | | | | | | | | | | |
| Shipments | 120,317 | 115,708 | 111,625 | 115,719 | 121,012 | 116,520 | 126,670 | 121,065 | 118,666 | 127,834 | 117,735 | 126,589 | 120,528 |
| Total Inventory Owned | 224,090 | 235,670 | 233,564 | 238,090 | 238,129 | 233,157 | 232,077 | 233,780 | 240,287 | 245,606 | 250,031 | 256,898 | 259,530 |
| Raw Materials and Goods in Process | 204,608 | 220,117 | 216,031 | 219,436 | 215,364 | 210,513 | 209,362 | 210,697 | 215,306 | 219,440 | 225,616 | 232,305 | 234,524 |
| Finished Products | 19,482 | 15,553 | 17,533 | 18,654 | 22,765 | 22,644 | 22,715 | 23,083 | 24,981 | 26,166 | 24,415 | 24,593 | 25,006 |
| Roofing Paper | | | | | | | | | | | | | |
| Shipments | 2,868 | 1,801 | 2,968 | 2,259 | 2,743 | 2,914 | 4,275 | 5,400 | 4,958 | 5,360 | 4,994 | 4,295 | 3,562 |
| Total Inventory Owned | 4,957 | 5,368 | 5,493 | 5,807 | 6,186 | 6,413 | 6,519 | 6,168 | 6,323 | 6,038 | 5,825 | 5,950 | 5,948 |
| IRON AND STEEL PRODUCTS | | | | | | | | | | | | | |
| Agricultural Implements | | | | | | | | | | | | | |
| Shipments | 3,969 | 3,722 | 8,381 | 12,283 | 11,865 | 14,641 | 12,813 | 12,242 | 15,933 | 12,229 | 7,920 | n.a. | n.a. |
| Total Inventory Owned | 61,168 | 65,456 | 71,233 | 73,762 | 75,993 | 76,400 | 73,429 | 70,388 | 62,737 | 57,936 | 54,383 | n.a. | n.a. |
| Boilers and Plate Works | | | | | | | | | | | | | |
| Shipments | 9,721 | 8,940 | 6,399 | 7,435 | 8,535 | 7,636 | 9,725 | 10,805 | 7,660 | 8,938 | 10,220 | 10,263 | 9,355 |
| New Orders | 6,648 | 12,570 | 4,552 | 12,598 | 12,951 | 7,424 | 10,959 | 13,590 | 8,000 | 16,175 | 12,284 | 8,260 | 10,592 |
| Unfilled Orders | 69,153 | 72,783 | 70,936 | 76,099 | 80,515 | 80,303 | 81,537 | 84,322 | 84,662 | 91,899 | 93,963 | 91,960 | 93,197 |
| Total Inventory Owned | 23,107 | 22,378 | 21,084 | 23,255 | 24,890 | 25,339 | 29,049 | 27,679 | 26,885 | 25,524 | 24,772 | 25,636 | 25,068 |
| Total Inventory Held | 30,057 | 30,882 | 30,905 | 34,217 | 37,375 | 38,294 | 41,904 | 41,252 | 40,851 | 40,742 | 40,966 | 41,863 | 41,035 |

(1) Preliminary

N.A. - Not available.

TABLE 4. - ESTIMATED VALUE OF SHIPMENTS, ORDERS, AND INVENTORIES IN SELECTED INDIVIDUAL INDUSTRIES

(in thousands of dollars)

| Industry | 1955 | | | 1956 | | | | | | | | | |
|--|---------|---------|---------|---------|---------|---------|---------|---------|---------|---------|--------------|-------------|-------------|
| | Nov. | Dec. | Jan. | Feb. | Mar. | Apr. | May | June | July | Aug. | Sept. (2) | Oct. (2) | Nov. (2) |
| IRON AND STEEL PRODUCTS - Cont'd. | | | | | | | | | | | | | |
| <u>Fabricated and Structural Steel</u> | | | | | | | | | | | | | |
| Shipments | 9,713 | 15,412 | 11,857 | 12,844 | 16,461 | 19,660 | 22,419 | 19,780 | 17,035 | 16,371 | 30,599 | 31,779 | 31,798 |
| Total Inventory Owned | 38,013 | 41,349 | 45,298 | 48,192 | 49,564 | 50,309 | 51,879 | 53,666 | 57,616 | 56,424 | 55,596 | 55,394 | 53,686 |
| Total Inventory Held | 98,336 | 104,695 | 97,741 | 104,594 | 110,930 | 118,422 | 125,848 | 132,589 | 137,440 | 134,424 | 135,124 | 134,023 | 134,936 |
| <u>Hardware, Tools and Cutlery</u> | | | | | | | | | | | | | |
| Shipments | 12,892 | 11,545 | 12,782 | 14,430 | 15,222 | 14,563 | 14,663 | 13,191 | 11,841 | 13,163 | 13,785 | 14,900 | 14,665 |
| Total Inventory Held (1) | 32,924 | 34,559 | 35,623 | 36,492 | 36,430 | 37,123 | 34,124 | 39,230 | 39,513 | 39,367 | 39,212 | 39,363 | 40,042 |
| Raw Materials | 13,277 | 13,620 | 14,056 | 14,422 | 14,658 | 14,726 | 13,513 | 16,180 | 16,418 | 16,195 | 16,111 | 16,004 | 15,877 |
| Goods in Process | 8,971 | 8,380 | 9,626 | 9,796 | 9,667 | 9,611 | 9,814 | 9,579 | 9,584 | 9,842 | 9,729 | 9,770 | 10,005 |
| Finished Products | 10,676 | 11,559 | 11,941 | 12,211 | 12,105 | 12,786 | 10,797 | 13,471 | 13,511 | 13,330 | 13,372 | 13,589 | 14,160 |
| <u>Office, Household and Store Machinery</u> | | | | | | | | | | | | | |
| Shipments | 11,651 | 11,677 | 9,932 | 10,273 | 11,120 | 11,119 | 10,594 | 11,322 | 9,917 | 9,286 | 11,766 | 12,507 | 12,702 |
| Total Inventory Held (1) | 26,443 | 26,294 | 26,832 | 27,520 | 28,576 | 28,795 | 29,362 | 29,892 | 30,910 | 30,540 | 30,134 | 31,224 | 31,515 |
| Raw Materials | 8,751 | 8,888 | 8,808 | 8,509 | 8,817 | 8,781 | 9,030 | 8,642 | 8,529 | 8,513 | 8,932 | 8,409 | 8,690 |
| Goods in Process | 7,162 | 7,237 | 7,664 | 8,534 | 8,882 | 9,062 | 9,029 | 9,706 | 10,768 | 10,541 | 9,549 | 11,152 | 11,055 |
| Finished Products | 10,530 | 10,169 | 10,360 | 10,477 | 10,877 | 10,952 | 11,303 | 11,544 | 11,613 | 11,486 | 11,653 | 11,663 | 11,770 |
| <u>Iron Castings</u> | | | | | | | | | | | | | |
| Shipments | 20,054 | 17,447 | 17,132 | 18,010 | 20,878 | 19,186 | 21,860 | 22,364 | 24,142 | 23,228 | 21,425 | 22,984 | 21,493 |
| Total Inventory Held (1) | 40,337 | 44,863 | 43,114 | 45,804 | 47,670 | 49,646 | 52,967 | 53,925 | 51,908 | 49,585 | 46,790 | 48,023 | 48,590 |
| <u>Machine Tools</u> | | | | | | | | | | | | | |
| Shipments | 984 | 1,043 | 760 | 421 | 1,168 | 1,270 | 1,803 | 1,687 | 1,650 | 1,264 | 1,186 | 1,339 | 1,252 |
| New Orders | 1,795 | 1,275 | 1,028 | 1,471 | 716 | 2,417 | 2,125 | 2,869 | 1,065 | 383 | 1,484 | 1,565 | 2,997 |
| Unfilled Orders | 5,521 | 5,753 | 6,021 | 7,071 | 6,619 | 7,766 | 8,088 | 9,270 | 8,685 | 7,804 | 8,102 | 8,332 | 10,077 |
| Total Inventory Held (1) | 4,037 | 3,916 | 4,110 | 4,363 | 4,217 | 4,464 | 4,685 | 4,598 | 4,720 | 5,161 | 5,107 | 5,567 | 5,421 |
| Raw Materials | 997 | 1,134 | 1,135 | 1,237 | 1,238 | 1,374 | 1,355 | 1,424 | 1,323 | 1,535 | 1,364 | 1,376 | 1,449 |
| Goods in Process | 2,001 | 1,755 | 1,961 | 2,104 | 1,942 | 2,102 | 2,423 | 2,224 | 2,457 | 2,780 | 2,781 | 3,268 | 3,083 |
| Finished Products | 1,039 | 1,027 | 1,014 | 1,022 | 1,037 | 988 | 907 | 950 | 940 | 846 | 962 | 923 | 889 |
| <u>Industrial Machinery</u> | | | | | | | | | | | | | |
| Shipments | 23,567 | 23,914 | 18,982 | 21,565 | 27,770 | 28,817 | 29,049 | 30,464 | 24,881 | 25,151 | 26,586 | 30,317 | 29,863 |
| New Orders | 29,148 | 45,522 | 35,185 | 28,428 | 27,413 | 34,463 | 18,667 | 35,333 | 21,827 | 23,490 | 32,118 | 26,161 | 35,736 |
| Unfilled Orders | 133,649 | 155,257 | 171,460 | 178,323 | 177,966 | 183,612 | 173,230 | 178,099 | 175,045 | 173,384 | 178,916 | 174,760 | 180,633 |
| Total Inventory Owned | 56,636 | 66,290 | 65,751 | 66,630 | 68,475 | 68,703 | 71,879 | 74,248 | 73,974 | 76,983 | 77,395 | 79,316 | 81,233 |
| Total Inventory Held | 79,525 | 81,922 | 82,383 | 84,503 | 88,407 | 91,236 | 96,330 | 99,345 | 100,132 | 103,763 | 105,996 | 110,083 | 113,698 |
| Raw Materials | 25,179 | 27,055 | 27,495 | 28,070 | 29,677 | 31,358 | 31,915 | 32,757 | 33,698 | 33,908 | 34,095 | 34,528 | 34,307 |
| Goods in Process | 34,161 | 33,973 | 32,322 | 33,510 | 36,342 | 37,787 | 41,454 | 43,369 | 43,130 | 46,329 | 47,798 | 50,759 | 53,556 |
| Finished Products | 20,185 | 20,894 | 22,566 | 22,923 | 22,388 | 22,091 | 22,961 | 23,219 | 23,304 | 23,526 | 24,103 | 24,796 | 25,835 |
| <u>Primary Iron and Steel</u> | | | | | | | | | | | | | |
| Shipments | 53,803 | 51,733 | 49,914 | 56,715 | 60,667 | 52,012 | 60,304 | 57,087 | 59,062 | 59,737 | 60,336 | 61,986 | 65,650 |
| New Orders | 58,571 | 60,804 | 49,680 | 61,096 | 53,290 | 48,161 | 60,576 | 42,089 | 54,567 | 77,062 | 53,422 | 59,840 | 78,048 |
| Unfilled Orders | 147,165 | 156,236 | 156,002 | 160,383 | 153,006 | 149,155 | 149,427 | 134,429 | 129,934 | 147,259 | 140,345 | 138,199 | 150,597 |
| Total Inventory Owned | 102,113 | 101,145 | 100,856 | 95,628 | 89,297 | 89,578 | 93,998 | 103,890 | 108,294 | 119,472 | 120,030 | 132,483 | 131,878 |
| Raw Materials | 53,931 | 50,423 | 45,985 | 42,959 | 38,634 | 32,824 | 37,020 | 45,690 | 49,600 | 58,988 | 60,154 | 69,051 | 69,066 |
| Goods in Process | 26,941 | 28,613 | 31,728 | 31,161 | 29,741 | 31,868 | 34,882 | 34,732 | 36,771 | 36,961 | 37,439 | 39,552 | 35,206 |
| Finished Products | 21,241 | 22,109 | 23,143 | 21,508 | 20,922 | 24,886 | 22,096 | 23,468 | 21,923 | 23,523 | 22,437 | 23,880 | 27,606 |
| <u>Sheet Metal Products</u> | | | | | | | | | | | | | |
| Shipments | 22,496 | 18,868 | 15,564 | 17,976 | 21,520 | 18,147 | 22,106 | 23,557 | 24,514 | 28,162 | 29,242 | 26,463 | 22,254 |
| New Orders | 22,701 | 19,200 | 22,226 | 18,733 | 21,959 | 17,361 | 21,803 | 23,698 | 23,185 | 31,190 | 25,749 | 23,511 | 22,206 |
| Unfilled Orders | 30,336 | 30,668 | 37,330 | 38,087 | 38,526 | 37,740 | 37,437 | 37,578 | 36,249 | 39,277 | 35,784 | 32,832 | 32,784 |
| Total Inventory Owned | 53,979 | 53,418 | 57,683 | 68,024 | 73,858 | 76,562 | 77,006 | 79,961 | 77,503 | 76,936 | 71,623 | 66,576 | 64,627 |

(1) The value of Inventory held but not owned in this industry is very small, and sample coverage is not adequate to provide separate data. Estimates for this type of inventory are included with Total Inventory Held; for all practical purpose this can be considered the equivalent of Inventory Owned as well.

(2) Preliminary.

TABLE 4. - ESTIMATED VALUE OF SHIPMENTS, ORDERS, AND INVENTORIES IN SELECTED INDIVIDUAL INDUSTRIES

(in thousands of dollars)

| Industry | 1955 | | 1956 | | | | | | | | | | |
|--|---------|---------|---------|---------|---------|---------|---------|---------|---------|---------|--------------|-------------|-------------|
| | Nov. | Dec. | Jan. | Feb. | Mar. | Apr. | May | June | July | Aug. | Sept. (2) | Oct. (2) | Nov. (2) |
| IRON AND STEEL PRODUCTS - Concl'd. | | | | | | | | | | | | | |
| Wire and Wire Goods | | | | | | | | | | | | | |
| Shipments | 11,561 | 10,146 | 11,122 | 11,888 | 12,606 | 12,928 | 13,132 | 12,257 | 11,763 | 11,444 | 11,546 | 12,254 | 11,892 |
| Total Inventory Owned | 23,629 | 25,397 | 26,797 | 26,442 | 27,094 | 27,719 | 28,957 | 30,265 | 29,544 | 29,991 | 30,340 | 31,520 | 32,941 |
| Raw Material | 11,473 | 11,923 | 12,983 | 13,004 | 13,208 | 14,201 | 14,876 | 15,667 | 16,386 | 16,466 | 16,288 | 16,781 | 17,316 |
| Goods in Process | 2,176 | 2,315 | 2,404 | 2,351 | 2,476 | 2,415 | 2,566 | 2,537 | 2,285 | 2,533 | 2,564 | 2,634 | 2,596 |
| Finished Products | 9,980 | 11,159 | 11,410 | 11,087 | 11,410 | 11,103 | 11,515 | 12,061 | 10,873 | 10,992 | 11,488 | 12,105 | 13,029 |
| Miscellaneous Iron and Steel | | | | | | | | | | | | | |
| Shipments | 9,912 | 10,670 | 10,193 | 8,870 | 9,769 | 9,666 | 10,182 | 10,149 | 9,538 | 9,306 | 10,643 | 12,139 | 11,110 |
| New Orders | 10,057 | 10,155 | 6,074 | 12,355 | 17,304 | 9,690 | 9,194 | 9,871 | 11,833 | 11,119 | 15,679 | 13,885 | 9,267 |
| Unfilled Orders | 42,335 | 41,820 | 37,701 | 41,186 | 48,721 | 48,745 | 47,757 | 47,479 | 49,774 | 51,587 | 56,623 | 58,369 | 56,526 |
| Total Inventory Owned | 20,682 | 21,269 | 21,686 | 22,670 | 24,052 | 24,567 | 25,301 | 25,916 | 26,495 | 26,736 | 27,949 | 27,380 | 27,572 |
| Total Inventory Held | 102,386 | 104,348 | 105,522 | 106,778 | 108,802 | 109,966 | 111,248 | 112,339 | 113,288 | 113,882 | 115,521 | 115,358 | 115,550 |
| Raw Materials | 8,600 | 8,721 | 8,989 | 9,740 | 10,275 | 10,281 | 10,495 | 10,700 | 11,294 | 11,259 | 11,895 | 11,972 | 12,075 |
| Goods in Process | 90,538 | 91,912 | 92,681 | 92,902 | 93,834 | 94,707 | 95,590 | 96,310 | 96,862 | 97,694 | 98,717 | 98,846 | 98,795 |
| Finished Products | 3,248 | 3,715 | 3,852 | 4,136 | 4,693 | 4,978 | 5,163 | 5,329 | 5,132 | 4,929 | 4,909 | 4,540 | 4,680 |
| TRANSPORTATION EQUIPMENT | | | | | | | | | | | | | |
| Motor Vehicles | | | | | | | | | | | | | |
| Shipments | 59,894 | 56,843 | 52,891 | 59,258 | 95,459 | 121,316 | 115,742 | 107,755 | 93,089 | 53,843 | 39,446 | 64,437 | 92,739 |
| Total Inventory Held (1) | 100,344 | 107,997 | 119,369 | 145,659 | 151,490 | 142,497 | 146,624 | 138,962 | 132,249 | 117,107 | 123,095 | 143,496 | 143,765 |
| Raw Materials | 15,371 | 14,335 | 15,749 | 16,268 | 16,760 | 17,144 | 16,661 | 15,268 | 15,159 | 13,906 | 13,911 | 15,186 | 15,058 |
| Goods in Process | 45,756 | 57,105 | 55,277 | 67,853 | 73,384 | 60,121 | 63,310 | 57,784 | 43,143 | 41,271 | 49,238 | 60,651 | 60,388 |
| Finished Products | 39,217 | 36,557 | 48,343 | 61,538 | 61,346 | 65,232 | 66,653 | 65,910 | 73,947 | 61,930 | 59,946 | 67,659 | 68,319 |
| Motor Vehicle Parts | | | | | | | | | | | | | |
| Shipments | 17,399 | 18,459 | 18,016 | 20,395 | 31,716 | 35,801 | 35,472 | 32,258 | 26,702 | 15,502 | 18,453 | 28,426 | 31,190 |
| New Orders | 18,783 | 14,809 | 34,062 | 38,424 | 28,344 | 35,058 | 18,062 | 20,813 | 29,028 | 27,024 | 30,744 | 31,415 | 28,176 |
| Unfilled Orders | 51,156 | 47,506 | 63,552 | 81,581 | 78,209 | 77,466 | 60,056 | 48,611 | 50,937 | 62,459 | 74,750 | 77,739 | 74,725 |
| Total Inventory Held (1) | 55,352 | 57,777 | 59,073 | 61,800 | 62,993 | 60,831 | 58,880 | 55,446 | 52,307 | 51,447 | 56,037 | 59,478 | 60,324 |
| Raw Materials | 30,799 | 32,742 | 33,719 | 34,625 | 34,099 | 33,079 | 31,788 | 29,971 | 28,337 | 29,924 | 31,456 | 32,689 | 30,985 |
| Goods in Process | 10,985 | 11,030 | 11,253 | 12,266 | 13,289 | 12,889 | 12,061 | 10,838 | 9,885 | 9,634 | 11,197 | 12,677 | 14,497 |
| Finished Products | 13,568 | 14,005 | 14,101 | 14,909 | 15,605 | 14,863 | 15,031 | 14,637 | 14,085 | 11,889 | 13,384 | 14,112 | 14,842 |
| Railroad and Rolling Stock Equipment | | | | | | | | | | | | | |
| Shipments | 21,791 | 24,064 | 23,174 | 19,478 | 19,842 | 22,255 | 33,014 | 30,683 | 27,043 | 26,288 | 28,875 | 28,756 | 26,370 |
| New Orders | 61,316 | 37,951 | 28,203 | 38,589 | 18,156 | 45,710 | 32,172 | 18,717 | 57,838 | 20,296 | 33,922 | 20,829 | 20,313 |
| Unfilled Orders | 108,586 | 122,473 | 127,502 | 146,613 | 144,927 | 168,382 | 167,540 | 155,574 | 186,369 | 180,377 | 185,424 | 177,497 | 171,440 |
| Total Inventory Owned | 47,881 | 48,222 | 47,107 | 50,654 | 55,494 | 61,610 | 58,582 | 57,503 | 60,666 | 60,203 | 60,341 | 62,084 | 65,789 |
| Total Inventory Held | 51,057 | 50,625 | 49,146 | 52,227 | 56,584 | 61,817 | 58,869 | 57,790 | 60,953 | 60,490 | 60,628 | 62,371 | 66,076 |
| Raw Materials | 35,629 | 37,391 | 35,726 | 39,402 | 42,434 | 46,390 | 44,774 | 44,121 | 48,016 | 47,194 | 47,142 | 48,790 | 51,491 |
| Goods in Process and Finished Products | 15,428 | 13,234 | 13,420 | 12,825 | 14,150 | 15,427 | 14,095 | 13,669 | 12,937 | 13,296 | 13,486 | 13,581 | 14,585 |
| NON-FERROUS METAL PRODUCTS | | | | | | | | | | | | | |
| Brass and Copper Products | | | | | | | | | | | | | |
| Shipments | 21,549 | 17,829 | 20,945 | 20,923 | 23,820 | 24,039 | 24,300 | 21,311 | 16,265 | 17,767 | 18,799 | 18,310 | 18,258 |
| New Orders | 22,768 | 18,992 | 19,848 | 23,904 | 23,042 | 21,324 | 18,480 | 14,462 | 13,573 | 17,226 | 13,486 | 16,822 | 18,039 |
| Unfilled Orders | 58,441 | 59,604 | 58,507 | 61,488 | 60,710 | 57,995 | 52,175 | 45,326 | 42,634 | 42,093 | 36,780 | 35,292 | 35,073 |
| Total Inventory Owned | 30,730 | 32,716 | 34,184 | 35,593 | 36,849 | 37,437 | 37,746 | 38,702 | 38,138 | 36,470 | 35,799 | 36,593 | 35,638 |
| Jewellery and Silverware | | | | | | | | | | | | | |
| Shipments | 4,987 | 3,710 | 3,738 | 4,178 | 4,717 | 4,251 | 4,141 | 4,823 | 3,023 | 4,411 | 4,942 | 5,217 | 5,289 |
| Total Inventory Owned | 14,361 | 14,600 | 15,470 | 15,529 | 16,022 | 16,104 | 16,165 | 15,817 | 16,137 | 15,722 | 15,189 | 14,939 | 14,653 |
| Non-Ferrous Metal Smelting and Refining | | | | | | | | | | | | | |
| Shipments | 106,986 | 100,593 | 97,644 | 93,927 | 94,239 | 96,299 | 107,967 | 100,110 | 94,572 | 112,974 | 112,974 | 102,254 | 114,934 |
| Total Inventory Held (1) | 151,362 | 146,286 | 148,741 | 151,461 | 154,453 | 156,455 | 161,584 | 168,638 | 177,003 | 178,566 | 185,165 | 186,136 | 184,981 |
| Raw Material | 111,779 | 106,243 | 107,235 | 108,963 | 108,813 | 109,394 | 114,497 | 119,368 | 123,832 | 126,132 | 132,357 | 133,886 | 132,703 |
| Goods in Process | 22,486 | 22,157 | 22,593 | 22,422 | 22,940 | 23,551 | 23,275 | 22,456 | 22,797 | 23,530 | 24,419 | 24,183 | 24,331 |
| Finished Products | 17,097 | 17,886 | 18,913 | 20,076 | 22,700 | 23,510 | 23,812 | 26,814 | 30,374 | 28,904 | 28,389 | 28,067 | 27,947 |

(1) See note page 35.

(2) Preliminary.

TABLE 4. - ESTIMATED VALUE OF SHIPMENTS, ORDERS, AND INVENTORIES IN SELECTED INDIVIDUAL INDUSTRIES

(in thousands of dollars)

| Industry | 1955 | | | | 1956 | | | | | | | | |
|--|---------|---------|---------|---------|---------|---------|---------|---------|---------|---------|-----------|----------|----------|
| | Nov. | Dec. | Jan. | Feb. | Mar. | Apr. | May | June | July | Aug. | Sept. (1) | Oct. (2) | Nov. (3) |
| ELECTRICAL APPARATUS AND SUPPLIES | | | | | | | | | | | | | |
| Batteries | | | | | | | | | | | | | |
| Shipments | 4,314 | 3,613 | 3,011 | 2,523 | 2,885 | 2,862 | 3,100 | 2,926 | 2,620 | 3,532 | 4,078 | 4,416 | 4,169 |
| New Orders | 3,844 | 3,774 | 2,838 | 2,414 | 2,502 | 3,438 | 3,164 | 2,918 | 2,414 | 3,982 | 3,745 | 4,281 | 4,089 |
| Unfilled Orders | 2,842 | 3,003 | 2,830 | 2,721 | 2,338 | 2,914 | 2,978 | 2,970 | 2,764 | 3,214 | 2,881 | 2,746 | 2,666 |
| Total Inventory Owned | 8,314 | 7,736 | 8,085 | 8,780 | 8,957 | 8,936 | 9,001 | 9,013 | 8,452 | 7,928 | 8,513 | 7,767 | 7,693 |
| Raw Materials | 2,473 | 2,975 | 3,042 | 3,282 | 3,247 | 3,263 | 3,304 | 3,133 | 3,454 | 3,020 | 3,079 | 3,083 | 3,098 |
| Goods in Process | 2,704 | 2,652 | 2,505 | 2,565 | 2,638 | 2,750 | 2,667 | 2,735 | 2,643 | 2,516 | 2,524 | 2,332 | 2,394 |
| Finished Products | 3,137 | 2,109 | 2,538 | 2,933 | 3,072 | 2,923 | 3,030 | 3,145 | 2,355 | 2,392 | 2,910 | 2,352 | 2,201 |
| Heavy Electrical Machinery and Equipment | | | | | | | | | | | | | |
| Shipments | 18,548 | 17,383 | 14,345 | 17,295 | 22,515 | 20,115 | 20,309 | 21,539 | 18,075 | 18,797 | 22,215 | 20,778 | 21,038 |
| New Orders | 21,193 | 20,024 | 8,450 | 17,378 | 18,240 | 29,633 | 23,644 | 30,419 | 23,003 | 16,939 | 21,132 | 18,207 | 20,569 |
| Unfilled Orders | 131,271 | 133,912 | 128,017 | 128,100 | 123,825 | 133,343 | 136,678 | 145,558 | 50,486 | 148,628 | 147,545 | 144,974 | 144,505 |
| Total Inventory Owned | 52,942 | 58,904 | 59,876 | 60,600 | 60,763 | 63,500 | 64,033 | 66,624 | 68,298 | 67,384 | 66,438 | 66,263 | 66,373 |
| Total Inventory Held | 108,913 | 114,102 | 116,594 | 121,353 | 125,074 | 130,837 | 135,261 | 139,534 | 143,393 | 144,952 | 146,613 | 147,369 | 147,571 |
| Raw Materials | 22,759 | 22,356 | 22,991 | 24,060 | 24,895 | 27,158 | 28,658 | 29,571 | 30,699 | 31,551 | 31,240 | 32,000 | 31,631 |
| Goods in Process | 63,064 | 68,344 | 70,428 | 72,913 | 75,595 | 78,734 | 81,058 | 83,659 | 86,859 | 88,675 | 90,203 | 91,126 | 91,564 |
| Finished Products | 23,090 | 23,402 | 23,175 | 24,380 | 24,584 | 24,945 | 25,545 | 26,304 | 25,835 | 24,726 | 25,170 | 24,243 | 24,376 |
| Radios and Radio Parts | | | | | | | | | | | | | |
| Shipments | 31,687 | 29,215 | 17,397 | 16,084 | 14,175 | 11,158 | 10,630 | 13,439 | 14,208 | 15,575 | 24,603 | 22,922 | 21,811 |
| New Orders | 19,078 | 15,258 | 18,117 | 17,639 | 11,570 | 4,269 | 11,339 | 14,849 | 8,119 | 10,088 | 28,133 | 16,753 | 20,112 |
| Unfilled Orders | 87,988 | 74,031 | 74,751 | 76,306 | 73,701 | 66,812 | 67,521 | 68,931 | 62,842 | 57,355 | 60,885 | 54,716 | 53,017 |
| Total Inventory Owned | 60,568 | 61,192 | 61,332 | 63,366 | 68,805 | 64,713 | 65,015 | 69,040 | 66,620 | 67,909 | 63,433 | 61,156 | 60,928 |
| Total Inventory Held | 99,565 | 93,533 | 94,345 | 96,880 | 99,729 | 96,907 | 97,209 | 99,552 | 80,205 | 81,198 | 76,547 | 75,243 | 75,189 |
| Raw Materials | 17,203 | 17,735 | 17,467 | 17,626 | 17,690 | 18,423 | 18,439 | 19,259 | 18,352 | 20,735 | 20,199 | 20,485 | 19,009 |
| Goods in Process | 56,907 | 49,120 | 48,752 | 52,307 | 51,107 | 44,128 | 44,447 | 42,986 | 24,475 | 23,423 | 25,351 | 23,911 | 24,459 |
| Finished Products | 25,455 | 26,678 | 28,126 | 26,947 | 30,932 | 34,356 | 34,323 | 37,307 | 37,378 | 37,040 | 30,997 | 30,847 | 31,721 |
| Refrigerators, Vacuum Cleaners and Appliances | | | | | | | | | | | | | |
| Shipments | 10,775 | 10,977 | 9,759 | 13,429 | 17,065 | 17,459 | 18,053 | 19,902 | 16,025 | 11,413 | 14,772 | 12,150 | 11,561 |
| New Orders | 8,516 | 10,217 | 11,471 | 13,965 | 14,373 | 16,631 | 18,185 | 20,937 | 15,921 | 11,232 | 14,783 | 11,658 | 11,771 |
| Unfilled Orders | 5,569 | 4,809 | 6,521 | 7,057 | 4,365 | 3,537 | 3,669 | 4,704 | 4,600 | 4,419 | 4,430 | 3,938 | 4,148 |
| Total Inventory Owned | 31,242 | 32,775 | 33,615 | 36,258 | 34,363 | 39,980 | 40,812 | 41,521 | 40,709 | 40,769 | 39,490 | 38,688 | 40,322 |
| Total Inventory Held (1) | 9,276 | 8,891 | 8,659 | 10,145 | 9,301 | 9,867 | 11,334 | 10,696 | 10,930 | 10,723 | 10,395 | 9,134 | 9,337 |
| Raw Materials | 7,760 | 9,055 | 9,486 | 9,447 | 8,083 | 10,767 | 9,714 | 9,298 | 8,764 | 9,669 | 9,745 | 9,797 | 10,078 |
| Goods in Process | 14,206 | 14,829 | 15,470 | 16,666 | 16,979 | 19,346 | 19,764 | 21,527 | 21,015 | 20,377 | 19,350 | 19,757 | 20,907 |
| Miscellaneous Electrical Products | | | | | | | | | | | | | |
| Shipments | 37,367 | 34,355 | 32,708 | 37,770 | 39,808 | 39,327 | 38,779 | 41,118 | 29,761 | 35,023 | 38,934 | 38,905 | 38,739 |
| New Orders | 38,260 | 21,177 | 45,725 | 39,192 | 44,005 | 40,541 | 41,234 | 37,602 | 32,176 | 37,814 | 31,071 | 39,578 | 38,902 |
| Unfilled Orders (2) | 94,100 | 80,922 | 93,939 | 95,361 | 99,558 | 100,772 | 103,227 | 99,711 | 102,126 | 104,917 | 97,054 | 97,727 | 97,890 |
| Total Inventory Owned | 92,737 | 94,516 | 94,694 | 96,424 | 103,055 | 107,311 | 114,737 | 118,983 | 118,052 | 114,795 | 119,404 | 115,815 | 114,521 |
| Total Inventory Held | 93,819 | 95,315 | 95,493 | 98,169 | 104,119 | 108,351 | 115,714 | 119,963 | 119,121 | 116,481 | 121,240 | 117,651 | 116,357 |
| Raw Materials | 40,216 | 39,490 | 38,006 | 38,745 | 40,650 | 44,202 | 48,528 | 49,880 | 52,212 | 49,341 | 49,555 | 48,722 | 48,442 |
| Goods in Process | 16,226 | 16,863 | 17,839 | 18,417 | 18,461 | 19,490 | 20,408 | 20,814 | 20,362 | 20,933 | 21,092 | 21,363 | 21,193 |
| Finished Products | 37,377 | 38,962 | 39,648 | 41,007 | 45,008 | 44,659 | 46,778 | 49,269 | 46,547 | 46,207 | 50,593 | 47,566 | 46,722 |
| NON-METALLIC MINERAL PRODUCTS | | | | | | | | | | | | | |
| Artificial Abrasives and Abrasive Products | | | | | | | | | | | | | |
| Shipments | 3,627 | 3,707 | 3,558 | 3,401 | 3,830 | 3,718 | 3,694 | 3,730 | 2,812 | 3,104 | 3,472 | 3,761 | 4,744 |
| New Orders | 3,397 | 4,998 | 3,279 | 4,360 | 3,414 | 3,779 | 3,454 | 3,784 | 2,663 | 3,454 | 3,227 | 4,777 | 5,104 |
| Unfilled Orders | 2,196 | 3,487 | 3,208 | 4,167 | 3,751 | 3,812 | 3,572 | 3,626 | 3,477 | 3,827 | 3,582 | 4,598 | 4,958 |
| Total Inventory Owned | 7,205 | 8,014 | 7,798 | 7,984 | 8,457 | 8,412 | 8,422 | 8,419 | 8,922 | 8,914 | 9,524 | 9,320 | 8,900 |
| Raw Materials and Goods in Process | 4,854 | 5,562 | 5,232 | 5,383 | 5,644 | 5,731 | 5,655 | 5,381 | 5,775 | 6,050 | 6,726 | 6,445 | 6,281 |
| Finished Products | 2,351 | 2,452 | 2,566 | 2,601 | 2,813 | 2,681 | 2,767 | 3,038 | 3,147 | 2,864 | 2,798 | 2,875 | 2,619 |
| Asbestos Products | | | | | | | | | | | | | |
| Shipments | 2,636 | 1,950 | 1,930 | 1,935 | 2,367 | 2,500 | 2,992 | 3,448 | 3,156 | 3,009 | 2,892 | 3,309 | 2,687 |
| Total Inventory Owned | 6,654 | 7,227 | 7,246 | 7,788 | 8,524 | 8,969 | 8,812 | 8,460 | 8,229 | 7,953 | 8,244 | 8,161 | 7,755 |

(1) See note page 35.

(2) December, 1955 value includes a downward revision of \$16.7 million because of a change in method of reporting by one firm.

(3) Preliminary

TABLE 4. - ESTIMATED VALUE OF SHIPMENTS, ORDERS, AND INVENTORIES IN SELECTED INDIVIDUAL INDUSTRIES

(in thousands of dollars)

| Industry | 1955 | | | | 1956 | | | | | | | | |
|--|---------|---------|---------|---------|---------|---------|---------|---------|---------|---------|--------------|-------------|-------------|
| | Nov. | Dec. | Jan. | Feb. | Mar. | Apr. | May | June | July | Aug. | Sept. (1) | Oct. (1) | Nov. (1) |
| NON-METALLIC MINERAL PRODUCTS - Concl'd. | | | | | | | | | | | | | |
| Cement and Concrete Products | | | | | | | | | | | | | |
| Shipments | 14,309 | 8,007 | 8,726 | 9,378 | 12,989 | 16,600 | 22,939 | 22,638 | 21,612 | 21,958 | 18,452 | 22,017 | 20,685 |
| Total Inventory Owned | 19,321 | 22,209 | 25,105 | 26,904 | 27,325 | 26,469 | 23,852 | 21,659 | 21,743 | 22,165 | 20,088 | 19,332 | 19,497 |
| Raw Materials and Goods in Process | 14,890 | 15,424 | 16,099 | 16,094 | 15,733 | 14,922 | 14,151 | 13,711 | 15,534 | 17,311 | 15,660 | 15,571 | 15,599 |
| Finished Products | 4,431 | 6,785 | 9,006 | 10,810 | 11,592 | 11,547 | 9,701 | 7,948 | 6,209 | 4,854 | 4,428 | 3,761 | 3,898 |
| PRODUCTS OF PETROLEUM AND COAL | | | | | | | | | | | | | |
| Petroleum Refining and Products | | | | | | | | | | | | | |
| Shipments | 93,120 | 97,513 | 89,923 | 83,925 | 87,110 | 78,205 | 94,802 | 89,633 | 91,873 | 95,194 | 94,255 | 104,340 | 101,332 |
| Total Inventory Owned | 225,660 | 222,220 | 223,592 | 224,049 | 216,577 | 220,942 | 217,381 | 223,296 | 237,383 | 244,807 | 253,084 | 255,892 | 258,376 |
| Raw Materials | 47,889 | 44,976 | 44,757 | 45,117 | 43,381 | 43,680 | 45,372 | 48,176 | 52,925 | 54,791 | 53,833 | 54,663 | 57,212 |
| Goods in Process | 16,222 | 17,410 | 17,340 | 17,753 | 17,278 | 20,132 | 17,715 | 16,876 | 17,591 | 18,521 | 18,679 | 18,655 | 17,694 |
| Finished Products | 161,549 | 159,834 | 161,495 | 161,179 | 155,918 | 157,130 | 154,294 | 158,244 | 166,867 | 171,495 | 180,572 | 182,574 | 183,470 |
| CHEMICAL PRODUCTS | | | | | | | | | | | | | |
| Acids, Alkalis and Salts | | | | | | | | | | | | | |
| Shipments | 15,687 | 15,533 | 13,596 | 14,642 | 14,512 | 16,129 | 18,345 | 16,046 | 14,191 | 17,635 | 18,057 | 17,077 | 15,161 |
| Total Inventory Owned | 20,955 | 20,857 | 21,708 | 22,127 | 22,944 | 23,734 | 23,831 | 24,946 | 25,995 | 25,627 | 25,137 | 25,797 | 26,297 |
| Fertilizers | | | | | | | | | | | | | |
| Shipments | 4,683 | 5,995 | 7,048 | 8,322 | 7,950 | 10,413 | 10,940 | 5,812 | 3,020 | 4,643 | 4,811 | 4,322 | 4,269 |
| Total Inventory Owned | 17,169 | 17,823 | 16,510 | 15,229 | 15,369 | 13,529 | 10,788 | 10,481 | 11,500 | 13,065 | 13,121 | 15,594 | 16,410 |
| Medicinal and Pharmaceutical Preparations | | | | | | | | | | | | | |
| Shipments | 9,076 | 7,540 | 8,816 | 10,312 | 9,155 | 9,129 | 9,148 | 8,426 | 7,933 | 9,948 | 10,820 | 12,098 | 11,625 |
| Total Inventory Owned | 26,300 | 27,467 | 27,472 | 28,358 | 28,599 | 29,360 | 29,614 | 29,882 | 29,959 | 29,317 | 28,352 | 27,825 | 28,102 |
| Raw Materials | 9,686 | 9,796 | 10,031 | 10,107 | 10,051 | 10,294 | 10,367 | 10,374 | 10,654 | 10,900 | 10,605 | 10,276 | 10,285 |
| Goods in Process | 5,493 | 6,119 | 6,085 | 6,001 | 6,072 | 6,139 | 6,141 | 6,201 | 6,166 | 5,168 | 5,392 | 5,545 | 5,718 |
| Finished Products | 11,121 | 11,552 | 11,356 | 12,250 | 12,476 | 12,927 | 13,106 | 13,307 | 13,139 | 13,249 | 12,355 | 12,004 | 12,099 |
| Paints and Varnishes | | | | | | | | | | | | | |
| Shipments | 9,656 | 8,066 | 9,533 | 9,230 | 11,034 | 13,294 | 14,764 | 13,753 | 12,494 | 11,895 | 10,039 | 10,847 | 10,433 |
| Total Inventory Owned | 27,362 | 27,177 | 29,276 | 30,845 | 31,713 | 30,746 | 30,337 | 29,391 | 28,866 | 27,788 | 27,695 | 27,871 | 28,045 |
| Raw Materials | 10,094 | 10,519 | 10,673 | 10,920 | 11,162 | 10,796 | 10,595 | 10,713 | 10,826 | 10,409 | 10,172 | 9,949 | 10,092 |
| Goods in Process | 1,605 | 1,702 | 1,826 | 1,880 | 1,897 | 1,928 | 1,967 | 1,838 | 1,920 | 1,895 | 1,853 | 1,740 | 1,734 |
| Finished Products | 15,663 | 14,956 | 16,777 | 18,045 | 18,654 | 18,022 | 17,775 | 16,840 | 16,120 | 15,484 | 15,670 | 16,182 | 16,219 |
| Soaps, Washing and Cleaning Compounds | | | | | | | | | | | | | |
| Shipments | 8,761 | 6,729 | 8,494 | 8,703 | 7,990 | 8,877 | 9,759 | 9,737 | 8,681 | 8,947 | 9,662 | 9,907 | 8,923 |
| Total Inventory Owned | 14,539 | 17,287 | 17,813 | 17,478 | 17,166 | 17,274 | 17,858 | 18,919 | 17,651 | 17,325 | 17,231 | 17,372 | 18,402 |
| Raw Materials | 5,298 | 6,413 | 6,606 | 6,689 | 6,216 | 5,775 | 6,151 | 6,513 | 6,685 | 7,105 | 6,357 | 6,087 | 6,770 |
| Goods in Process | 1,239 | 1,541 | 1,557 | 1,565 | 1,544 | 1,572 | 1,452 | 1,639 | 1,589 | 1,532 | 1,450 | 1,509 | 1,432 |
| Finished Products | 8,002 | 9,333 | 9,650 | 9,224 | 9,406 | 9,927 | 10,255 | 10,767 | 9,377 | 8,688 | 9,424 | 9,776 | 10,200 |
| Toilet Preparations | | | | | | | | | | | | | |
| Shipments | 5,021 | 2,659 | 2,534 | 3,067 | 3,564 | 3,876 | 3,823 | 3,662 | 3,340 | 3,440 | 4,053 | 4,934 | 5,003 |
| Total Inventory Owned | 7,818 | 7,909 | 8,367 | 8,528 | 8,630 | 8,448 | 8,399 | 8,741 | 9,037 | 9,722 | 9,649 | 9,086 | 8,740 |
| Raw Materials and Goods in Process | 5,132 | 4,998 | 5,176 | 5,199 | 5,377 | 5,286 | 4,949 | 5,152 | 5,551 | 5,976 | 5,837 | 5,509 | 5,503 |
| Finished Products | 2,686 | 2,911 | 3,191 | 3,329 | 3,253 | 3,162 | 3,450 | 3,589 | 3,486 | 3,746 | 3,812 | 3,577 | 3,237 |
| Primary Plastic | | | | | | | | | | | | | |
| Shipments | 7,275 | 6,475 | 6,334 | 6,849 | 7,110 | 7,553 | 8,421 | 6,871 | 6,245 | 7,512 | 7,543 | 6,972 | 7,105 |
| Total Inventory Owned | 9,858 | 10,090 | 10,845 | 11,379 | 11,399 | 11,012 | 10,884 | 10,817 | 11,041 | 10,969 | 10,919 | 10,855 | 11,271 |

(1) Preliminary

TABLE 4. - ESTIMATED VALUE OF SHIPMENTS, ORDERS, AND INVENTORIES IN SELECTED INDIVIDUAL INDUSTRIES

(in thousands of dollars)

| Industry | 1955 | | 1956 | | | | | | | | | | |
|---|-------|-------|-------|-------|-------|-------|-------|-------|-------|-------|--------------|-------------|-------------|
| | Nov. | Dec. | Jan. | Feb. | Mar. | Apr. | May | June | July | Aug. | Sept. (1) | Oct. (1) | Nov. (1) |
| CHEMICAL PRODUCTS - Concl'd. | | | | | | | | | | | | | |
| Compressed Gases | | | | | | | | | | | | | |
| Shipments | 1,568 | 1,379 | 856 | 1,560 | 1,633 | 1,716 | 1,769 | 1,873 | 2,093 | 1,774 | 1,597 | 1,240 | 1,655 |
| Total Inventory Owned | 3,629 | 3,084 | 2,963 | 3,103 | 3,410 | 3,810 | 4,225 | 4,634 | 4,928 | 5,210 | 5,560 | 4,989 | 5,394 |
| Raw Materials | 818 | 848 | 883 | 858 | 838 | 847 | 815 | 960 | 1,027 | 1,065 | 1,038 | 1,095 | 1,110 |
| Goods in Process | 1,565 | 952 | 705 | 855 | 1,037 | 1,375 | 1,814 | 2,033 | 2,214 | 2,420 | 2,577 | 2,245 | 2,483 |
| Finished Products | 1,246 | 1,284 | 1,375 | 1,390 | 1,535 | 1,588 | 1,596 | 1,641 | 1,687 | 1,725 | 1,945 | 1,649 | 1,801 |
| Adhesives | | | | | | | | | | | | | |
| Shipments | 1,141 | 1,355 | 1,232 | 1,285 | 1,314 | 1,228 | 1,147 | 1,161 | 970 | 1,015 | 1,102 | 1,231 | 1,135 |
| Total Inventory Owned | 2,446 | 2,350 | 2,371 | 2,251 | 2,048 | 2,057 | 2,174 | 2,214 | 2,167 | 2,133 | 2,136 | 2,203 | 2,190 |
| Raw Material and Goods in Process | 1,178 | 1,101 | 1,118 | 1,055 | 890 | 917 | 1,016 | 1,097 | 1,114 | 1,100 | 1,111 | 1,208 | 1,125 |
| Finished Products | 1,268 | 1,249 | 1,253 | 1,196 | 1,158 | 1,140 | 1,158 | 1,117 | 1,053 | 1,033 | 1,025 | 995 | 1,065 |
| MISCELLANEOUS MANUFACTURING INDUSTRIES | | | | | | | | | | | | | |
| Brooms, Brushes and Mops | | | | | | | | | | | | | |
| Shipments | 1,527 | 1,267 | 1,508 | 1,665 | 1,675 | 1,608 | 1,723 | 1,633 | 1,285 | 1,450 | 1,485 | 1,933 | 1,977 |
| Total Inventory Owned | 5,996 | 5,981 | 6,061 | 5,785 | 5,622 | 5,560 | 5,509 | 5,293 | 5,339 | 5,495 | 5,563 | 5,532 | 5,557 |
| Raw Materials | 3,220 | 3,061 | 3,113 | 2,952 | 2,818 | 2,747 | 2,725 | 2,637 | 2,721 | 2,858 | 2,938 | 2,833 | 2,807 |
| Goods in Process | 544 | 565 | 566 | 526 | 526 | 506 | 480 | 484 | 493 | 513 | 514 | 534 | 530 |
| Finished Products | 2,232 | 2,355 | 2,382 | 2,307 | 2,278 | 2,307 | 2,304 | 2,172 | 2,125 | 2,124 | 2,111 | 2,165 | 2,220 |

(1) Preliminary

INDUSTRIES INCLUDED IN EACH ECONOMIC USE GROUPING IN TABLE 3

The bracketed numbers following each industry title indicate the Standard Industrial Classification Grouping (Table 2) to which the industry belongs.

The bracketed letters following the individual industry titles indicate the series in which the industry is included on the basis of monthly reports from firms or from special estimates - (s) means that the industry is covered for the shipments series; (i) for the inventory series; (o) for the orders series. Industries for which monthly coverage is not indicated are included in the all-industry and group total estimates as described in the December, 1955 report, page 76.

An asterisk preceding the individual industry title indicates that data for the industry are shown separately in Table 4.

PERISHABLE CONSUMER GOODS INDUSTRIES

- * Slaughtering and Meat Packing (1) (s)(i)
- Sausages and Casings (1)
- * Butter and Cheese Factories (1) (s)(i)
- * Concentrated Milk (1) (s)(i)(o)
- * Processed Cheese (1) (s)(i)
- * Other Dairy Products (1) (s)(i)
- * Fruit and Vegetable Preparations (1) (s)(i)(o)
- Breakfast Foods (1) (s)(i)(o)
- * Biscuits and Crackers (1) (s)(i)(o)
- Bread and Other Bakery Products (1) (s)
- Aerated Waters (1) (s)
- Distilled Liquors (1) (s)(i)
- * Breweries (1) (s)(i)
- * Wines (1) (s)(i)(o)
- * Confectionery (1) (s)(i)(o)
- Macaroni (1) (s)(i)
- * Miscellaneous Food Preparations (1) (s)(i)(o)
- Tobacco Processing and Packing (2))
- Tobacco, Cigars and Cigarettes (2)) (s)(i)
- Salt (14) (s)(i)
- * Medicinal and Pharmaceutical Preparations (16) (s)(i)(o)
- * Soaps, Washing and Cleaning Compounds (16) (s)(i)(o)
- * Toilet Preparations (16) (s)(i)
- Polishes and Dressings (16) (s)(i)(o)
- Candles (17)

SEMI-DURABLE CONSUMER GOODS INDUSTRIES

- * Rubber Footwear (3) (s)(i)
- * Leather Footwear (4) (s)(i)(o)
- Leather Gloves and Mittens (4)
- Miscellaneous Leather Products (4)
- Carpets, Mats and Rugs (5) (s)(i)(o)
- Oilcloth, Linoleum and Other Coated Fabrics (5) (s)(i)(o)
- Automobile Accessories, Fabric (5)
- Embroideries etc. (5)
- Miscellaneous Textiles, n.e.s. (5) (s)(i)(o)
- Men's Clothing (6) (s)(i)(o)
- Men's Clothing Contractors (6)
- Children's Clothing (6) (s)(i)(o)
- Women's Clothing (6) (s)(i)(o)
- Women's Clothing Contractors (6)
- * Hosiery (6) (s)(i)(o)
- * Other Knit Goods (6) (s)(i)(o)
- * Corsets and Foundation Garments (6) (s)(i)(o)

SEMI-DURABLE CONSUMER GOODS INDUSTRIES (Cont'd)

- Fur Goods (6) (s)(i)
- Hats and Caps (6) (s)(i)(o)
- Oiled and Waterproof Clothing (6)
- Fabric Gloves and Mittens (6)
- Miscellaneous Clothing, n.e.s. (6) (s)(i)(o)
- * Brooms, Brushes and Mops (17) (s)(i)(o)
- Fountain Pens and Pencils (17) (s)(i)(o)
- Sporting Goods (17)
- Toys and Games (17)
- Lamps, electric, and lamp shades (17)
- Pipes, lighters and smokers' supplies (17)
- Umbrellas (17)

DURABLE CONSUMER GOODS INDUSTRIES

- * Furniture (7) (s)(i)(o)
- Bicycles and Parts (11) (s)(i)(o)
- Boat Building (11)
- * Jewellery and Silverware (12) (s)(i)(o)
- * Radios and Parts (13) (s)(i)(o)
- * Refrigerators and Appliances (13) (s)(i)(o)
- Musical Instruments (17) (s)(i)(o)
- Clocks and Watches (17)

HEAVY TRANSPORTATION EQUIPMENT INDUSTRIES

- Aircraft (11) (s)(i)(o)
- * Railroad and Rolling Stock Equipment (11) (s)(i)(o)
- Shipbuilding and Repairing (11) (s)(i)(o)

OTHER CAPITAL GOODS INDUSTRIES

- * Agricultural Implements (10) (s)(i)(o)
- * Hardware and Tools (10) (s)(i)(o)
- * Household, Office and Store Machinery (10) (s)(i)(o)
- * Machine Tools (10) (s)(i)(o)
- * Industrial Machinery n.e.c. (10) (s)(i)(o)
- * Heavy Electrical Equipment and Machinery (13) (s)(i)(o)
- Signs (17)

CONSTRUCTION GOODS INDUSTRIES

- Sash, Door and Planing Mills (7) (s)(i)(o)
- Hardwood Flooring (7) (s)(i)(o)
- * Roofing Paper (8) (s)(i)(o)
- * Boilers and Plate Work (10) (s)(i)(o)
- * Fabricated and Structural Steel (10) (s)(i)(o)

CONSTRUCTION GOODS INDUSTRIES (Cont'd)

- * Iron Castings (10)(s)(i)(o)
- Aluminum Products (12) (s)(i)(o)
- * Miscellaneous Electrical Products (13) (s)(i)(o)
- * Asbestos Products (14) (s)(i)(o)
- * Cement Portland (14) (s)(i)
- * Cement Products (14) (s)(i)(o)
- Clay Products from Imported Clay (14) (s)(i)(o)
- Gypsum Products (14)
- Stone Products (14) (s)(i)(o)
- Brick and Tile (14)
- Sand-lime Brick (14)
- Clay Products from Domestic Clay (14)
- Miscellaneous Non-Metallic Mineral Products (14) (s)(i)
- Miscellaneous Products of Petroleum and Coal (15) (s)(i)
- Coal Tar Distillation (16) (s)(i)

MISCELLANEOUS INDUSTRIES

(a) INDUSTRIES PRODUCING LARGELY FOR EXPORT

- Canned and Cured Fish (1) (s)(i)(o)
- * Flour Mills (1) (s)(i)(o)
- Sawmills (7) (s)(i)(o)
- * Pulp and Paper Mills (8) (s)(i)(o)
- * Non-Ferrous Metal Smelting and Refining (12) (s)(i)(o)
- * Abrasives and Abrasive Products (14)(s)(i)(o)

(b) MOTOR VEHICLES AND RELATED INDUSTRIES

- * Tires, Tubes and Other Rubber Products (except Footwear) (3) (s)(i)(o)
- * Motor Vehicles (11) (s)(i)
- * Motor Vehicle Parts and Accessories (11) (s)(i)(o)
- * Batteries (13) (s)(i)(o)

(c) INDUSTRIES PRODUCING INTERMEDIATE GOODS AND SUPPLIES

- Prepared Stock and Poultry Feeds (1) (s)(o)
- * Sugar Refineries (1) (s)(i)
- Malt Products (1) (s)(i)
- Animal Oils and Fats (1)
- Feed and Chopping Mills (1)
- * Leather Tanneries (4) (s)(i)(o)
- Belting Leather (4)
- Boot and Shoe Findings (4)
- Cotton Thread (5) (s)(i)
- * Cotton Yarn and Cloth (5) (s)(i)(o)
- Miscellaneous Cotton Goods (5)
- Woollen and Worsted Woven Goods (5) (s)(i)(o)
- * Woollen and Worsted Yarn (5) (s)(i)(o)
- Miscellaneous Woollen Goods (5) (s)(i)(o)
- Rayon, Nylon, and Silk Textiles (5) (s)(i)(o)
- Dyeing and Finishing of Textiles (5)(s)(i)(o)
- Laces, Tapes and Bindings (5) (s)(i)(o)
- * Cordage, Rope and Twine (5) (s)(i)
- Cotton and Jute Bags (5) (s)(i)(o)

(c) INDUSTRIES PRODUCING INTERMEDIATE GOODS AND SUPPLIES (Cont'd)

- Fur Dressing and Dyeing (6)
- * Paper Boxes and Bags (8) (s)(i)(o)
- Miscellaneous Paper Products (8) (s)(i)(o)
- * Primary Iron and Steel (10) (s)(i)(o)
- * Wire and Wire Goods (10) (s)(i)(o)
- White Metal Alloys (12) (s)(i)(o)
- Lime (14)
- Coke and Gas Products (15) (s)(i)(o)
- * Acids, Alkalis and Salts (16) (s)(i)(o)
- * Fertilizers (16) (s)(i)(o)
- Vegetable Oil Mills (16) (s)(i)(o)
- * Primary Plastics (16) (s)(i)(o)
- * Compressed Gases (16) (s)(i)(o)
- * Adhesives (16) (s)(i)(o)
- Printing Inks (16)
- Writing Inks (16)
- Typewriter Supplies (17)
- Buttons, Buckles and Fasteners (17)
- Artificial Flowers and Feathers (17)
- Hair Goods (17)
- Stamps and Stencils (17)
- Miscellaneous Industries n.e.c. (17) (s)(i)(o)

(d) UNCLASSIFIABLE INDUSTRIES

- Starch and Glucose (1)
- Canvas Products (5) (s)(i)(o)
- * Plywood and Veneer Mills (7) (s)(i)(o)
- Miscellaneous Wood Products (7) (s)(i)(o)
- Commercial Printing (9) (s)
- Engraving, Stereotyping and Allied Industries (9) (s)
- Printing and Publishing (9) (s)
- Heating and Cooking Apparatus (10) (s)(i)(o)
- * Sheet Metal Products (10) (s)(i)(o)
- * Miscellaneous Iron and Steel Products (10)(s)(i)(o)
- Machine Shop Products (10)
- Miscellaneous Transportation Equipment (11)
- * Brass and Copper Products (12) (s)(i)(o)
- Miscellaneous Non-Ferrous Metal Products (12)
- Glass and Glass Products (14) (s)(i)(o)
- * Petroleum Refining and Products (15) (s)(i)
- * Paints and Varnishes (16) (s)(i)(o)
- Explosives, Ammunitions and Pyrotechnics (16) (s)(i)(o)
- Miscellaneous Chemical Products (16) (s)(i)(o)
- Fabricated Plastic Products (17) (s)(i)
- Professional and Scientific Equipment (17) (s)(i)(o)
- Statuary and Art Goods (17)
- Artificial Ice (17)

CONCEPTS AND SOURCES

For further detail, and for description of Methods Used, see December, 1955 report, page 74.

C O N C E P T S

Shipments - represent an estimated projection, on a monthly basis, of the latest available Census of Industry values.

New Orders - This series is designed to indicate the rate at which new business is being received. It is defined as all New Orders Received during the period, at estimated selling values. Thus it covers total new orders, net of cancellations, regardless of whether the orders will be filled from stock or as a result of activity during the same month (and, therefore, will also be reported as shipments in the month received) or whether they will be added to existing backlogs.

Unfilled Orders - are defined as estimated selling value, at the end of the period stated, of orders received but not yet shipped (or treated as a sale), irrespective of work done on them or of stocks from which they can be filled.

Total Inventory Owned - represents the estimated book value of inventory owned by manufacturers in connection with manufacturing operations, whether held at plant or not, at the end of the period stated. It is made up of:

- (a) raw materials;
- (b) goods in process;
- (c) finished goods of own manufacture at plant and warehouse;
- (d) goods of own manufacture at manufacturers' sales offices, wholesale outlets and retail stores;
- less (e) value of inventory held but not owned which cannot be assigned to specific components.

Since the series relates to manufacturing inventory only, value of goods purchased for re-sale is not included.

Inventory Held but Not Owned - represents, as far as possible, the portion of manufacturers' total inventory holdings which are no longer owned by the reporting manufacturers because of payments made on long-term contracts as work on these progresses. This item is applicable only to the relatively few industries where long-term contracts are common, although because of the nature of the item, the value per industry is high.

Because of variations in accounting methods, there are a few cases where it is not possible to obtain values for this type of inventory. The estimated value shown for this item must therefore be considered, to some extent, incomplete.

Total Inventory Held - represents the estimated total value of manufacturers' inventory holdings in connection with manufacturing operations, regardless of ownership; it differs from inventory owned by the inclusion of progress payments inventory. It includes items (a) to (d) as shown above under total inventory owned.

Inventory Components - (Raw Materials, Goods in Process, and Finished Products) are reported and compiled as on the books of each manufacturer, i.e. there has been no attempt to make definitions of components appropriate for each industry as a whole.

The inventory components are always a breakdown of total inventory held, not of total inventory owned. In industries where these two items differ, due to the inclusion of inventory held but not owned (see above), it is not possible to obtain value of inventory owned by components since, where separate progress accounts are maintained, firms concerned can only state that, of total holdings, a certain amount is no longer owned by them. It is fairly obvious that the bulk of such payments apply to goods in process holdings, but due to time lags in shipments and to prepayments some of the total value of inventory held but not owned would be applicable to finished products or raw materials.

Any comparisons of shipments/inventory ratios should be made using total inventory owned, not total inventory held, since the latter includes values which have already been written off to sales. If shipments/inventory ratios are desired using inventory components, rather than total inventory, a reasonable approximation to total inventory owned by components would be obtained by assuming that all inventory held but not owned had been included with goods in process.

Industries and Groupings - All individual industries (Table 4) and the Standard Industrial Classification groupings of industries used in Table 2, are defined according to the Standard Industrial Classification Manual. A description of the Economic-Use groupings of industries (Table 3) will be found in the December 1955 report, Page 5.

S O U R C E S

Monthly (or, in a few cases, quarterly) reports covering value of inventories and shipments are now submitted on a voluntary basis by 2,700 plants in 118 industries; in addition, 2,400 small plants in 21 of these industries and one additional industry report monthly shipments only. Of the first group, 1,034 plants in 95 industries also report new and unfilled orders. Four industries are included in the total shipments estimates by using data available from other Bureau series, and two of these are also included in the total inventory estimates.

STATISTICS CANADA LIBRARY
BIBLIOTHÈQUE STATISTIQUE CANADA



1010691689