


**Inventories,  
shipments and  
orders in  
manufacturing  
industries**

**Stocks,  
livraisons  
et commandes  
des industries  
manufacturières**

SEPTEMBER 1976

SEPTEMBRE 1976



STATISTICS CANADA — STATISTIQUE CANADA

Manufacturing and Primary Industries Division — Division des industries manufacturières et primaires

## INVENTORIES, SHIPMENTS AND ORDERS IN MANUFACTURING INDUSTRIES

(Benchmarked to the 1973 Census of Manufactures)

---

## STOCKS, LIVRAISONS ET COMMANDES DES INDUSTRIES MANUFACTURIÈRES

(Raccordés au recensement des manufactures de 1973)

SEPTEMBER - 1976 - SEPTEMBRE

*Published by Authority of*  
The Minister of Industry, Trade and Commerce

---

*Publication autorisée par*  
le ministre de l'Industrie et du Commerce

December - 1976 - Décembre  
5.3302-501

Price—Prix: 55 cents  
\$5.50 a year—par année

Vol. 30—No. 9

Statistics Canada should be credited when republishing all or any part of this document

Reproduction autorisée sous réserve d'indication de la source: Statistique Canada

Ottawa

### SYMBOLS

The following standard symbols are used in Statistics Canada publications:

- . . figures not available.
- . . . figures not appropriate or not applicable.
- nil or zero.
- - amount too small to be expressed.
- p preliminary figures.
- r revised figures.
- x confidential to meet secrecy requirements of the Statistics Act.

### SIGNES CONVENTIONNELS

Les signes conventionnels suivants sont employés uniformément dans les publications de Statistique Canada:

- . . nombres indisponibles.
- . . . n'ayant pas lieu de figurer.
- néant ou zéro.
- - nombres infimes.
- p nombres provisoires.
- r nombres rectifiés.
- x confidentiel en vertu des dispositions de la Loi sur la statistique relatives au secret.



## TABLE OF CONTENTS

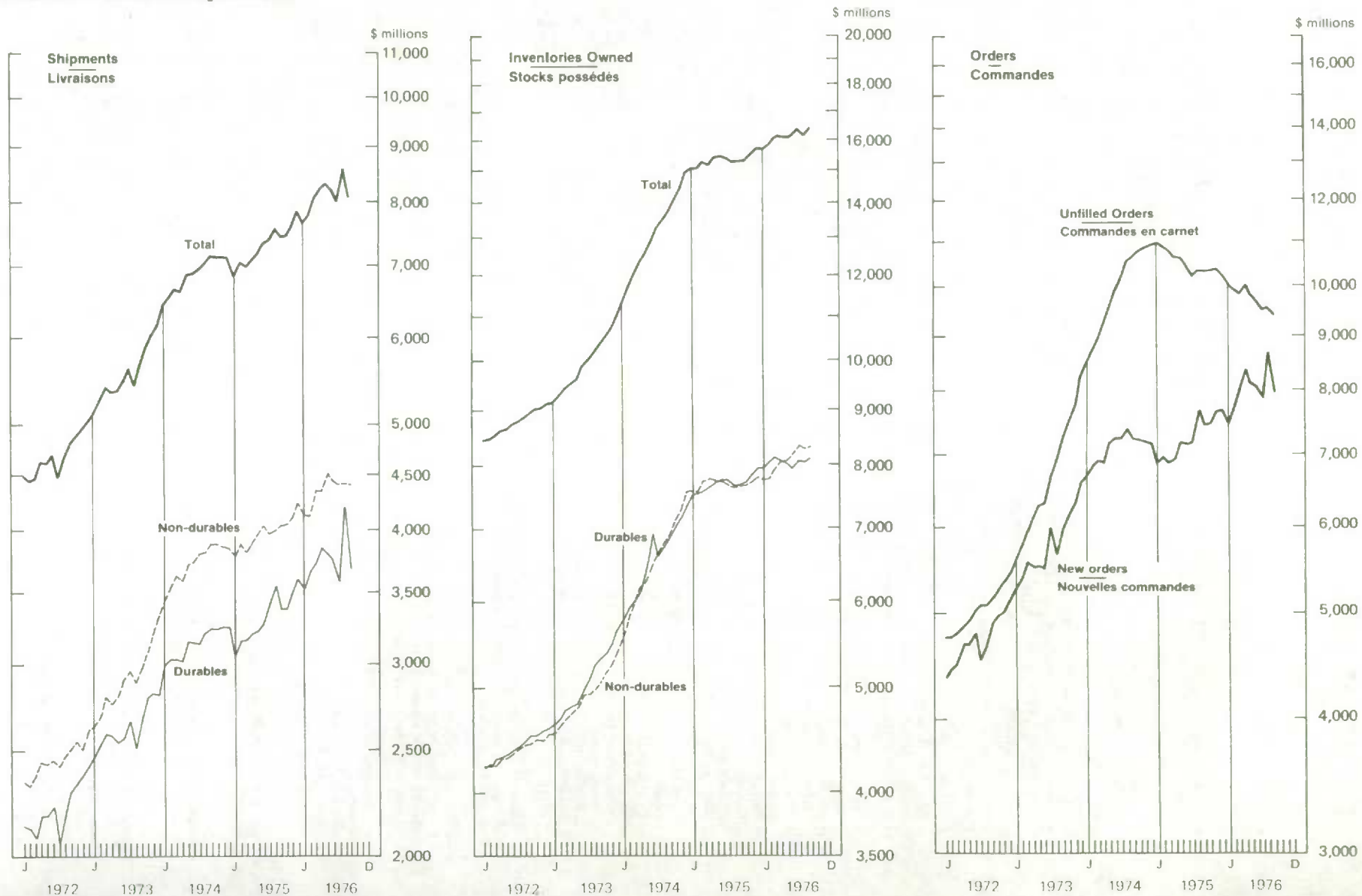
|   | Page |
|---|------|
| Highlights (Charts and Text).....   | 4    |
| <b>Table</b>  |      |
| 1. Estimated Value of Shipments in All Manufacturing Industries, by Province of Origin.....   | 7    |
| 2. Estimated Value of Shipments, Orders and Inventory in All Manufacturing Industries.....  | 8    |
| 3. Estimated Value of Shipments, Orders and Inventory in Manufacturing Industries, grouped according to the Standard Industrial Classification: |      |
| Non-Durable - Groups 1, 2, 3, 4, 5, 6, 7, 10, 11, 18, 19 and 20.....  | 9    |
| Durable - Groups 8, 9, 12, 13, 14, 15, 16 and 17.....   | 10   |
| <b>Group</b>  |      |
| 1 - Food and Beverage Industries.....   | 11   |
| 2 - Tobacco Products Industries.....  | 12   |
| 3 - Rubber and Plastics Products Industries.....  | 13   |
| 4 - Leather Industries.....   | 14   |
| 5 - Textile Industries.....   | 15   |
| 6 - Knitting Mills.....   | 16   |
| 7 - Clothing Industries.....  | 17   |
| 8 - Wood Industries.....  | 18   |
| 9 - Furniture and Fixture Industries.....   | 19   |
| 10 - Paper and Allied Industries.....   | 20   |
| 11 - Printing, Publishing and Allied Industries.....  | 21   |
| 12 - Primary Metal Industries.....  | 22   |
| 13 - Metal Fabricating Industries (except Machinery and Transportation Equipment Industries).....   | 23   |
| 14 - Machinery Industries (except Electrical Machinery).....  | 24   |
| 15 - Transportation Equipment Industries.....   | 25   |
| 16 - Electrical Products Industries.....  | 26   |
| 17 - Non-metallic Mineral Products Industries.....  | 27   |
| 18 - Petroleum and Coal Products Industries.....  | 28   |
| 19 - Chemical and Chemical Products Industries.....   | 29   |
| 20 - Miscellaneous Manufacturing Industries.....  | 30   |
| 4. Estimated Value of Shipments, Orders and Inventory in Manufacturing Industries, grouped according to Economic Use Classification:            |      |
| Non-durable Consumer Goods Industries.....  | 31   |
| Durable Consumer Goods Industries.....  | 32   |
| Machinery and Equipment Industries.....   | 33   |
| Construction Materials and Component Industries.....  | 34   |
| Other Intermediate Goods and Supplies Industries.....   | 35   |
| Export-based Industries.....  | 36   |
| Supplementary Classification - Automotive Products Industries.....  | 37   |
| 5. Estimated Value of Shipments, by Industry Group and Province.....  | 38   |
| 6. Estimated Value of Shipments, Orders and Inventories in Selected Individual Industries.....  | 42   |
| 7. Ratios of Total Inventory Owned and Finished Products to Shipments by Industry Groups (Based on Seasonally Adjusted Estimates).....          | 54   |
| 8. Industries classified by Economic Use Groups.....  | 55   |
| Concepts and Methods.....   | 60   |

## TABLE DES MATIÈRES

|   | Page |
|---|------|
| Points saillants (graphiques et texte).....   | 4    |
| <b>Tableau</b>  |      |
| 1. Valeur estimative des livraisons de toutes les industries manufacturières, par province d'origine.....   | 7    |
| 2. Valeur estimative des livraisons, commandes et stocks des industries manufacturières.....  | 8    |
| 3. Valeur estimative des livraisons, commandes et stocks des industries manufacturières groupées d'après la Classification type des industries:                     |      |
| Biens non durables - groupes 1, 2, 3, 4, 5, 6, 7, 10, 11, 18, 19 et 20.....   | 9    |
| Biens durables - groupes 8, 9, 12, 13, 14, 15, 16 et 17.....  | 10   |
| <b>Groupe</b>   |      |
| 1 - Industrie des aliments et boissons.....   | 11   |
| 2 - Industrie du tabac.....   | 12   |
| 3 - Industrie du caoutchouc et des produits en matière plastique.....   | 13   |
| 4 - Industrie du cuir.....  | 14   |
| 5 - Industrie textile.....  | 15   |
| 6 - Bonneterie.....   | 16   |
| 7 - Industrie de l'habillement.....   | 17   |
| 8 - Industrie du bois.....  | 18   |
| 9 - Industrie du meuble et des articles d'ameublement.....  | 19   |
| 10 - Industrie du papier et activités annexes.....  | 20   |
| 11 - Imprimerie, édition et activités annexes.....  | 21   |
| 12 - Première transformation des métaux.....  | 22   |
| 13 - Fabrication de produits en métal (sauf machines et équipement de transport).....   | 23   |
| 14 - Fabrication de machines (sauf électriques).....  | 24   |
| 15 - Fabrication d'équipement de transport.....   | 25   |
| 16 - Fabrication de produits électriques.....   | 26   |
| 17 - Fabrication de produits minéraux non métalliques.....  | 27   |
| 18 - Fabrication de produits du pétrole et du charbon.....  | 28   |
| 19 - Industrie chimique.....  | 29   |
| 20 - Industries manufacturières diverses.....   | 30   |
| 4. Valeur estimative des livraisons, commandes et stocks des industries manufacturières groupées d'après la classification économique en fonction de l'utilisation: |      |
| Industries des biens de consommation non durables.....  | 31   |
| Industries des biens de consommation durables.....  | 32   |
| Industries des machines et du matériel.....   | 33   |
| Industries des matériaux et des éléments de construction.....   | 34   |
| Industries des autres produits et fournitures intermédiaires.....   | 35   |
| Industries orientées vers l'exportation.....  | 36   |
| Classification complémentaire - industries connexes de l'automobile.....  | 37   |
| 5. Valeur estimative des livraisons, par groupe d'industries et province.....   | 38   |
| 6. Valeur estimative des livraisons, commandes et stocks de certaines industries particulières.....   | 42   |
| 7. Rapports du total des stocks possédés et des produits finis aux livraisons, par groupes d'industries (basées sur des chiffres désaisonnalisés).....              | 54   |
| 8. Industries classées selon le groupes économiques d'utilisation.....  | 55   |
| Concepts et méthodes.....   | 60   |

**Manufacturers' Shipments, Inventories and Orders, 1972-1976**  
**Les livraisons, les stocks et les commandes des fabricants, 1972-1976**  
 (Seasonally Adjusted — Chiffres désaisonnalisés)

(Ratio Scale — Échelle semi-logarithmique)



## HIGHLIGHTS

## POINTS SAILLANTS

### SEPTEMBER – 1976 – SEPTEMBRE

- The value of manufacturers' shipments, seasonally adjusted, for September was estimated at \$8,096.1 million, 5.8% lower than the revised August value of \$8,592.2 million but 1.2% higher than that for July. There was a decline of 11.6% in the value of shipments of durable goods industries from August to September but shipments in this group, estimated at \$3,695.5 million, remained 3.0% higher than in July. In non-durable goods industries, the September estimate of shipments was \$4,400.6 million, \$13.1 million lower than that for August.
- The sharp increase in the total value of August shipments and decline in September were largely a reflection of high production in the automobile and related industries in August. This change in the usual month-to-month relationships, on which seasonal adjustment techniques are based, also contributed to an apparent 7.9% decline in the total value of new orders received, from \$8,647.7 million in August to \$7,960.5 million in September and in new orders for durable goods industries, estimated at \$3,498.8 million in September compared with \$4,196.1 million in August. When compared with July, the adjusted September value of new orders for all manufacturing was 1.3% higher and in durable goods industries the estimate was up 1.2%.
- Adjusted total inventory owned in September was estimated at \$16,414.0 million, 0.8% higher than the revised August value of \$16,288.7 million. Total inventory held rose 1.0% to \$17,282.7 from \$17,115.4 million with an increase of 0.8% in both raw materials and goods in process and an increase of 1.3% in finished products.
- The ratio of total inventory owned to shipments, seasonally adjusted, was 2.03:1 in September compared to 1.90:1 for August. The ratio of finished products to shipments was 0.70:1, up from the revised August ratio of 0.65:1.
- Désaisonnalisée, on estime la valeur des livraisons de septembre des manufacturiers canadiens à \$8,096.1 millions, soit une diminution de 5.8% par rapport à août alors que la valeur des livraisons avait atteint \$8,592.2 millions, mais une augmentation de 1.2% en comparaison avec juillet. D'août à septembre, un déclin s'est fait sentir dans la valeur des livraisons des industries productrices de biens durables, mais ces livraisons que l'on estime à \$3,695.5 millions sont demeurées de 3.0% plus élevées qu'en juillet dernier. Du côté des industries productrices de biens non durables, on estime les livraisons de septembre à \$4,400.6 millions, environ \$13.1 millions de moins qu'en août.
- La montée de la valeur totale des livraisons d'août et sa dégringolade en septembre reflètent surtout une augmentation supérieure des produits de l'automobile au cours du mois précédent. Ce changement dans les comparaisons mensuelles sur lesquelles sont basés les ajustements saisonniers a aussi contribué à la baisse de 7.9% de la valeur désaisonnalisée des nouvelles commandes reçues; elles sont passées de \$8,647.7 millions en août à \$7,960.5 millions en septembre. De même, les nouvelles commandes des industries productrices des biens durables, dont les estimations pour septembre se sont chiffrées à \$3,498.8 millions, ont totalisé \$4,196.1 millions en août. Si l'on compare avec juillet, la valeur désaisonnalisée des nouvelles commandes de septembre pour l'ensemble des industries est de 1.3% supérieure à août; celle des industries productrices de biens durables, à elle seule, a augmenté de 1.2%.
- Désaisonnalisée, la valeur totale des stocks possédés de septembre s'est élevée à \$16,414.0 millions, soit 0.8% de plus que la valeur révisée d'août qui était de \$16,288.7 millions. La valeur totale des stocks détenus a augmenté de 1.0% pour se chiffrer à \$17,282.7 millions comparativement à \$17,115.4 millions en août, surtout à cause d'une hausse de 0.8% des matières brutes, des biens en cours de fabrication et des produits finis.
- Le rapport désaisonné entre les stocks détenus et les livraisons était de 2.03:1 en septembre et celui révisé d'août était de 1.90:1. Pour sa part, le rapport entre les produits finis et les livraisons a été de 0.70:1 en septembre et celui d'août a été de 0.65:1.

Faint, illegible text at the top of the page, possibly a header or introductory paragraph.

Second block of faint, illegible text in the middle of the page.

Third block of faint, illegible text in the lower middle section of the page.

Final block of faint, illegible text at the bottom of the page.



TABLE 1. Estimated Value of Shipments in All Manufacturing Industries, by Province of Origin  
 TABLEAU 1. Valeur estimative des livraisons de toutes les industries manufacturières, par province d'origine

| Monthly averages<br>and calendar months<br>Moyennes mensuelles<br>et mois civils | Province                                     |  |  |                 |                 |                |                   |                |  |                 |
|--|--|--|--|-----------------|-----------------|----------------|-------------------|----------------|--|-----------------|
|  | New-<br>foundland<br>—<br>Terre-<br>Neuve    | Nova<br>Scotia<br>—<br>Nouvelle-<br>Ecosse | New<br>Brunswick<br>—<br>Nouveau-<br>Brunswick | Québec          | Ontario         | Manitoba       | Saskat-<br>chewan | Alberta        | British<br>Columbia<br>—<br>Colombie-<br>Britannique | Canada(1)       |
|  | millions of dollars — en millions de dollars |  |  |                 |                 |                |                   |                |  |                 |
| 1973 — Average — Moyenne.....  | 31.9   | 104.2                                      | 98.0   | 1,461.8         | 2,858.4         | 153.4          | 67.5              | 247.8          | 532.8  | 5,563.2         |
| 1974 — Average — Moyenne.....  | 58.9   | 140.6                                      | 132.0  | 1,872.9         | 3,447.3         | 190.1          | 86.6              | 317.9          | 616.9  | 6,871.5         |
| 1975 — Average — Moyenne.....  | 58.4   | 158.9                                      | 137.3  | 1,985.2         | 3,673.6         | 212.9          | 90.4              | 371.1          | 603.0  | 7,299.8         |
| 1975 — January — Janvier.....  | 52.3   | 148.8                                      | 127.4  | 1,774.5         | 3,254.4         | 183.9          | 85.6              | 312.9          | 561.0  | 6,508.6         |
| February — Février.....  | 58.2   | 144.0                                      | 123.1  | 1,833.9         | 3,300.9         | 199.5          | 78.2              | 324.9          | 586.1  | 6,686.5         |
| March — Mars.....  | 56.3   | 163.6                                      | 134.0  | 1,913.9         | 3,591.7         | 205.8          | 78.6              | 341.4          | 599.8  | 7,092.2         |
| April — Avril.....   | 65.7   | 154.0                                      | 131.0  | 1,891.4         | 3,742.0         | 207.9          | 84.3              | 342.1          | 674.3  | 7,300.5         |
| May — Mai.....   | 64.8   | 162.4                                      | 146.3  | 1,982.5         | 3,794.6         | 208.5          | 91.5              | 368.2          | 671.4  | 7,500.6         |
| June — Juin.....   | 52.3   | 162.4                                      | 140.4  | 2,022.3         | 3,792.6         | 226.6          | 98.1              | 372.9          | 713.7  | 7,592.1         |
| July — Juillet.....  | 48.3   | 154.3                                      | 131.9  | 1,912.5         | 3,451.2         | 222.6          | 100.4             | 393.9          | 590.6  | 7,016.6         |
| August — Août.....   | 61.1   | 146.5                                      | 139.6  | 1,966.5         | 3,398.0         | 216.5          | 93.8              | 400.5          | 496.9  | 6,930.0         |
| September — Septembre.....   | 61.0   | 157.4                                      | 138.7  | 2,129.7         | 4,000.1         | 234.7          | 96.0              | 420.4          | 502.1  | 7,749.8         |
| October — Octobre.....   | 71.6   | 181.0                                      | 143.3  | 2,193.8         | 4,109.9         | 227.9          | 96.1              | 413.8          | 540.2  | 7,987.4         |
| November — Novembre.....   | 66.8   | 155.6                                      | 145.9  | 2,127.2         | 3,897.1         | 207.9          | 92.6              | 386.5          | 630.1  | 7,718.5         |
| December — Décembre.....   | 41.9   | 177.2                                      | 145.2  | 2,074.0         | 3,720.2         | 212.5          | 89.3              | 376.2          | 669.8  | 7,514.9         |
| <b>Total.....</b>  | <b>700.2</b>                                 | <b>1,907.2</b>                             | <b>1,647.0</b>                                 | <b>23,822.1</b> | <b>44,082.9</b> | <b>2,554.2</b> | <b>1,084.5</b>    | <b>4,453.7</b> | <b>7,236.1</b>                                       | <b>87,597.7</b> |
| 1976 — January — Janvier.....  | 46.1   | 164.6                                      | 143.4  | 1,891.4         | 3,643.1         | 195.1          | 80.8              | 368.5          | 645.7  | 7,187.1         |
| February — Février.....  | 47.4   | 158.8                                      | 137.5  | 1,983.5         | 3,868.3         | 208.8          | 77.7              | 381.5          | 667.3  | 7,539.9         |
| March — Mars.....  | 53.4   | 187.2                                      | 158.6  | 2,270.6         | 4,412.9         | 228.3          | 87.5              | 408.2          | 730.9  | 8,546.8         |
| April — Avril.....   | 40.1   | 184.0                                      | 154.2  | 2,191.3         | 4,317.9         | 224.6          | 90.4              | 407.2          | 748.6  | 8,368.0         |
| May — Mai.....   | 56.6   | 179.1                                      | 158.6  | 2,222.2         | 4,374.5         | 223.2          | 94.3              | 435.2          | 728.5  | 8,484.8         |
| June — Juin.....   | 54.5   | 186.4                                      | 164.5  | 2,254.9         | 4,598.1         | 241.5          | 102.2             | 436.8          | 739.0  | 8,790.4         |
| July — Juillet.....  | 49.4   | 174.3                                      | 151.0  | 1,928.5         | 3,680.1         | 218.0          | 101.0             | 417.3          | 715.8  | 7,447.0         |
| August(r) — Août(r).....   | 54.1   | 172.0                                      | 153.6  | 2,067.8         | 3,989.1         | 222.2          | 107.7             | 411.2          | 752.2  | 7,941.9         |
| September(p) — Septembre(p).....   | 57.5   | 168.5                                      | 149.6  | 2,200.8         | 4,402.0         | 225.9          | 108.2             | 421.5          | 757.1  | 8,501.9         |
| October — Octobre.....   |  |  |  |                 |                 |                |                   |                |  |                 |
| November — Novembre.....   |  |  |  |                 |                 |                |                   |                |  |                 |
| December — Décembre.....   |  |  |  |                 |                 |                |                   |                |  |                 |
| <b>Total.....</b>  |  |  |  |                 |                 |                |                   |                |  |                 |
| 1976 — Year-to-date — Total cumulatif.....                                       | 459.1  | 1,574.8                                    | 1,371.1  | 19,010.9        | 37,286.0        | 1,987.6        | 849.7             | 3,687.5        | 6,485.2  | 72,807.8        |
| 1975 — Year-to-date — Total cumulatif.....                                       | 519.9  | 1,393.4                                    | 1,212.5  | 17,427.0        | 32,355.6        | 1,905.9        | 806.5             | 3,277.2        | 5,396.0  | 64,376.9        |
| Per cent change — Variation en pourcentage                                       |  |  |  |                 |                 |                |                   |                |  |                 |
| Current month/prior month — Mois courant/mois<br>précédent.....                  | + 6.4  | - 2.0                                      | - 2.6  | + 6.4           | + 10.3          | + 1.7          | + 0.5             | + 2.5          | + 0.7  | + 7.1           |
| Current month — 1976/1975 — Mois courant.....                                    | - 5.7  | + 7.1                                      | + 7.9  | + 3.3           | + 10.0          | - 3.8          | + 12.7            | + 0.3          | + 50.8   | + 9.7           |
| Year-to-date — 1976/1975 — Total cumulatif.....                                  | - 11.7                                       | + 13.0                                     | + 13.1   | + 9.1           | + 15.2          | + 4.3          | + 5.4             | + 12.5         | + 20.2   | + 13.1          |

See footnote(s) on page 63. — Voir note(s) à la page 63.

TABLE 2. Estimated Value of Shipments, Orders and Inventory, in All Manufacturing Industries  
 TABLEAU 2. Valeur estimative des livraisons, commandes et stocks de toutes les industries manufacturières

| Date   | Shipments<br>Livraisons | New orders received during month<br>Nouvelles commandes reçues au cours du mois | Unfilled orders at end of month<br>Commandes en carnet à la fin du mois | All inventory held at end of month<br>Ensemble des stocks détenus à la fin du mois |                                       |                                     |          | Inventory held but not owned<br>Stocks détenus mais non possédés | Total inventory owned<br>Total des stocks possédés |
|--|-------------------------|---|---|--|---------------------------------------|-------------------------------------|----------|--|--|
|  |                         |   |   | Raw materials<br>Matières premières  | Goods in process<br>Produits en cours | Finished products<br>Produits finis | Total    |  |  |
|  |                         |   |   |  |                                       |                                     |          |  |  |
| millions of dollars - en millions de dollars                     |                         |   |   |  |                                       |                                     |          |  |  |
| Unadjusted for seasonal variation - Chiffres non-désaisonnalisés |                         |   |   |  |                                       |                                     |          |  |  |
| 1973 - Average - Moyenne.....                                    | 5,563.1                 | 5,793.3   | 6,707.4   | 4,226.7  | 2,821.7                               | 3,371.3                             | 10,419.9 | 419.9  | 9,999.9  |
| 1974 - Average - Moyenne.....                                    | 6,871.5                 | 7,097.2   | 9,914.5   | 5,952.6  | 3,507.0                               | 4,159.3                             | 13,619.0 | 517.7  | 13,101.2   |
| 1975 - Average - Moyenne.....                                    | 7,299.8                 | 7,240.8   | 10,509.9  | 6,951.4  | 4,106.0                               | 5,096.5                             | 16,154.0 | 759.1  | 15,394.8   |
| 1975 - January - Janvier.....                                    | 6,508.6                 | 6,659.0   | 11,032.7  | 6,960.5  | 3,897.4                               | 4,964.4                             | 15,822.2 | 617.8  | 15,204.4   |
| February - Février.....  | 6,686.5                 | 6,626.1   | 10,972.3  | 6,858.9  | 3,934.4                               | 5,099.0                             | 15,892.3 | 643.3  | 15,248.9   |
| March - Mars.....  | 7,092.2                 | 6,971.5   | 10,851.6  | 6,927.4  | 3,997.6                               | 5,277.5                             | 16,202.5 | 692.6  | 15,509.9   |
| April - Avril.....   | 7,300.5                 | 7,052.3   | 10,603.3  | 6,876.0  | 4,020.9                               | 5,326.3                             | 16,223.2 | 711.5  | 15,511.7   |
| May - Mai.....   | 7,500.6                 | 7,540.4   | 10,643.2  | 6,848.5  | 4,092.0                               | 5,240.6                             | 16,181.0 | 755.0  | 15,426.0   |
| June - Juin.....   | 7,592.1                 | 7,312.5   | 10,363.5  | 6,942.0  | 4,072.5                               | 5,211.0                             | 16,225.5 | 774.7  | 15,450.8   |
| July - Juillet.....  | 7,016.6                 | 6,878.2   | 10,225.1  | 7,010.2  | 4,036.0                               | 4,999.8                             | 16,046.0 | 768.9  | 15,277.1   |
| August - Août.....   | 6,930.0                 | 7,071.5   | 10,366.6  | 6,972.0  | 4,131.3                               | 5,004.6                             | 16,107.9 | 813.6  | 15,294.1   |
| September - Septembre.....                                       | 7,749.8                 | 7,654.7   | 10,271.5  | 6,995.8  | 4,213.5                               | 4,966.0                             | 16,175.3 | 858.4  | 15,316.8   |
| October - Octobre.....   | 7,987.4                 | 8,032.0   | 10,316.1  | 6,966.4  | 4,232.5                               | 4,971.4                             | 16,170.4 | 886.4  | 15,284.0   |
| November - Novembre.....   | 7,718.5                 | 7,701.2   | 10,298.8  | 6,943.2  | 4,300.6                               | 5,029.1                             | 16,272.9 | 808.6  | 15,464.2   |
| December - Décembre.....   | 7,514.9                 | 7,390.9   | 10,174.8  | 7,116.8  | 4,343.1                               | 5,069.3                             | 16,529.2 | 779.1  | 15,750.1   |
| Total.....   | 87,597.7                |   |   |  |                                       |                                     |          |  |  |
| 1976 - January - Janvier.....                                    | 7,187.1                 | 7,092.1   | 10,079.7  | 6,974.1  | 4,445.2                               | 5,210.0                             | 16,629.2 | 805.8  | 15,823.3   |
| February - Février.....  | 7,539.9                 | 7,461.1   | 10,000.9  | 6,891.5  | 4,514.7                               | 5,369.8                             | 16,776.0 | 827.5  | 15,948.5   |
| March - Mars.....  | 8,546.8                 | 8,433.7   | 9,887.8   | 6,924.1  | 4,554.4                               | 5,570.6                             | 17,049.1 | 783.2  | 16,265.9   |
| April - Avril.....   | 8,368.0                 | 8,446.4   | 9,966.1   | 6,944.5  | 4,494.3                               | 5,577.9                             | 17,016.8 | 779.9  | 16,236.9   |
| May - Mai.....   | 8,484.8                 | 8,356.3   | 9,837.7   | 6,930.2  | 4,391.3                               | 5,517.1                             | 16,838.7 | 784.5  | 16,054.1   |
| June - Juin.....   | 8,790.4                 | 8,540.2   | 9,587.5   | 7,001.1  | 4,391.6                               | 5,474.3                             | 16,867.1 | 813.0  | 16,054.1   |
| July - Juillet.....  | 7,447.0                 | 7,380.4   | 9,520.9   | 7,186.8  | 4,418.7                               | 5,452.2                             | 17,057.6 | 872.8  | 16,184.8   |
| August(r) - Août(r).....   | 7,941.9                 | 8,025.0   | 9,604.1   | 7,168.2  | 4,420.7                               | 5,503.6                             | 17,092.6 | 844.6  | 16,248.0   |
| September(p) - Septembre(p).....                                 | 8,581.9                 | 8,388.8   | 9,387.9   | 7,198.3  | 4,471.3                               | 5,547.4                             | 17,217.0 | 875.4  | 16,341.6   |
| October - Octobre.....   |                         |   |   |  |                                       |                                     |          |  |  |
| November - Novembre.....   |                         |   |   |  |                                       |                                     |          |  |  |
| December - Décembre.....   |                         |   |   |  |                                       |                                     |          |  |  |
| Total.....   |                         |   |   |  |                                       |                                     |          |  |  |
| 1976 - Year-to-date - Total cumulatif.....                       | 72,807.8                |   |   |  |                                       |                                     |          |  |  |
| 1975 - Year-to-date - Total cumulatif.....                       | 64,376.9                |   |   |  |                                       |                                     |          |  |  |
| Per cent change - Variation en pourcentage                       |                         |   |   |  |                                       |                                     |          |  |  |
| Current month/prior month - Mois courant/mois précédent.....     | + 7.1                   | + 3.2   | - 2.3   | + 0.4  | + 1.1                                 | + 0.8                               | + 0.7    | + 3.6  | + 0.6  |
| Current month - 1976/1975 - Mois courant.....                    | + 9.7                   | + 8.2   | - 8.6   | + 2.9  | + 6.1                                 | + 11.7                              | + 6.4    | + 2.0  | + 6.7  |
| Year-to-date - 1976/1975 - Total cumulatif.....                  | + 13.1                  |   |   |  |                                       |                                     |          |  |  |
| Adjusted for seasonal variation - Chiffres désaisonnalisés       |                         |   |   |  |                                       |                                     |          |  |  |
| M.C.D. - M.D.C. ....   | 2                       | 3   | 1   | 1  | 1                                     | 1                                   | 1        | 2  | 1  |
| 1975 - January - Janvier.....                                    | 6,859.1                 | 6,891.6   | 10,952.0  | 6,884.2  | 3,917.9                               | 4,944.8                             | 15,746.9 | 636.8  | 15,110.1   |
| February - Février.....  | 7,034.9                 | 6,968.9   | 10,886.0  | 6,845.7  | 3,934.1                               | 5,002.8                             | 15,782.6 | 654.5  | 15,128.1   |
| March - Mars.....  | 6,984.6                 | 6,896.2   | 10,797.6  | 6,989.4  | 3,934.4                               | 5,089.4                             | 16,013.2 | 688.0  | 15,325.2   |
| April - Avril.....   | 7,083.4                 | 6,924.6   | 10,638.8  | 6,994.2  | 4,001.4                               | 5,153.6                             | 16,149.2 | 722.2  | 15,427.0   |
| May - Mai.....   | 7,189.3                 | 7,178.9   | 10,628.4  | 6,975.2  | 4,082.1                               | 5,161.5                             | 16,218.8 | 751.9  | 15,466.9   |
| June - Juin.....   | 7,323.1                 | 7,137.1   | 10,442.4  | 7,040.3  | 4,073.2                               | 5,165.1                             | 16,278.6 | 775.8  | 15,502.9   |
| July - Juillet.....  | 7,393.9                 | 7,175.1   | 10,223.6  | 6,965.7  | 4,116.7                               | 5,130.8                             | 16,213.2 | 759.6  | 15,453.6   |
| August - Août.....   | 7,558.6                 | 7,670.1   | 10,335.1  | 6,931.6  | 4,115.9                               | 5,066.6                             | 16,114.1 | 795.1  | 15,319.0   |
| September - Septembre.....                                       | 7,430.0                 | 7,420.8   | 10,325.9  | 6,980.7  | 4,181.4                               | 5,050.0                             | 16,212.1 | 850.2  | 15,361.9   |
| October - Octobre.....   | 7,442.5                 | 7,448.1   | 10,331.5  | 6,964.1  | 4,221.1                               | 5,081.3                             | 16,266.5 | 870.2  | 15,396.3   |
| November - Novembre.....   | 7,603.5                 | 7,654.2   | 10,382.2  | 6,930.4  | 4,267.3                               | 5,147.6                             | 16,345.3 | 793.7  | 15,551.6   |
| December - Décembre.....   | 7,838.1                 | 7,670.8   | 10,214.9  | 6,949.3  | 4,425.9                               | 5,184.6                             | 16,559.8 | 808.9  | 15,750.9   |
| 1976 - January - Janvier.....                                    | 7,669.9                 | 7,463.7   | 10,010.0  | 6,894.0  | 4,470.7                               | 5,190.6                             | 16,555.3 | 825.6  | 15,729.7   |
| February - Février.....  | 7,790.1                 | 7,702.0   | 9,921.9   | 6,876.3  | 4,521.0                               | 5,269.0                             | 16,666.3 | 838.7  | 15,827.6   |
| March - Mars.....  | 8,089.3                 | 8,008.5   | 9,841.1   | 6,984.8  | 4,483.8                               | 5,369.7                             | 16,838.3 | 774.9  | 16,063.4   |
| April - Avril.....   | 8,204.2                 | 8,364.4   | 10,001.3  | 7,062.3  | 4,476.3                               | 5,388.0                             | 16,926.6 | 795.8  | 16,130.8   |
| May - Mai.....   | 8,313.5                 | 8,130.6   | 9,818.4   | 7,057.7  | 4,381.7                               | 5,433.7                             | 16,870.1 | 783.0  | 16,087.1   |
| June - Juin.....   | 8,200.5                 | 8,043.0   | 9,660.9   | 7,092.7  | 4,392.8                               | 5,431.4                             | 16,916.9 | 816.7  | 16,100.2   |
| July - Juillet.....  | 7,999.7                 | 7,860.2   | 9,521.4   | 7,136.3  | 4,506.3                               | 5,601.3                             | 17,243.9 | 864.8  | 16,379.1   |
| August(r) - Août(r).....   | 8,592.2                 | 8,647.7   | 9,576.9   | 7,131.2  | 4,408.4                               | 5,575.8                             | 17,115.4 | 826.7  | 16,288.7   |
| September(p) - Septembre(p).....                                 | 8,096.1                 | 7,960.5   | 9,441.3   | 7,188.0  | 4,444.1                               | 5,650.6                             | 17,282.7 | 868.7  | 16,414.0   |
| October - Octobre.....   |                         |   |   |  |                                       |                                     |          |  |  |
| November - Novembre.....   |                         |   |   |  |                                       |                                     |          |  |  |
| December - Décembre.....   |                         |   |   |  |                                       |                                     |          |  |  |
| Per cent change - Variation en pourcentage                       |                         |   |   |  |                                       |                                     |          |  |  |
| Current month/prior month - Mois courant/mois précédent.....     | - 5.8                   | - 1.9   | - 1.4   | + 0.8  | + 0.8                                 | + 1.3                               | + 1.9    | + 3.1  | + 0.8  |

TABLE 3. Estimated Value of Shipments, Orders and Inventory in Manufacturing Industries grouped according to the Standard Industrial Classification

TABLEAU 3. Valeur estimative des livraisons, commandes et stocks des industries manufacturières groupées d'après la classification type des industries

Non-durable - Includes Groups 1,2,3,4,5,6,7,10,11,18,19 and 20

Biens non durables - Comprenant les groupes 1,2,3,4,5,6,7,10,11,18,19 et 20

| Date   | Shipments<br>Livraisons | New orders received during month<br>Nouvelles commandes reçues au cours du mois | Unfilled orders at end of month<br>Commandes en carnet à la fin du mois | All inventory held at end of month<br>Ensemble des stocks détenus à la fin du mois |                                       |                                     |         | Inventory held but not owned<br>Stocks détenus mais non possédés | Total inventory owned<br>Total stocks possédés |
|--|-------------------------|---|---|--|---------------------------------------|-------------------------------------|---------|--|--|
|  |                         |   |   | Raw materials<br>Matières premières  | Goods in process<br>Produits en cours | Finished products<br>Produits finis | Total   |  |  |
|  |                         |   |   |  |                                       |                                     |         |  |  |
| millions of dollars - en millions de dollars                     |                         |   |   |  |                                       |                                     |         |  |  |
| Unadjusted for seasonal variation - Chiffres non-désaisonnalisés |                         |   |   |  |                                       |                                     |         |  |  |
| 1973 - Average - Moyenne.....                                    | 2,924.7                 | 2,945.1   | 1,140.3   | 2,117.2  | 841.8                                 | 1,968.6                             | 4,925.5 | -  | 4,925.5  |
| 1974 - Average - Moyenne.....                                    | 3,729.5                 | 3,731.3   | 1,343.4   | 3,003.1  | 1,036.6                               | 2,519.7                             | 6,559.5 | -  | 6,559.5  |
| 1975 - Average - Moyenne.....                                    | 3,981.5                 | 3,978.1   | 1,247.1   | 3,449.3  | 1,150.2                               | 3,095.6                             | 7,695.3 | -  | 7,695.3  |
| 1975 - January - Janvier.....                                    | 3,598.6                 | 3,623.7   | 1,285.7   | 3,450.7  | 1,137.1                               | 3,075.6                             | 7,663.4 | -  | 7,663.4  |
| February - Février.....  | 3,694.5                 | 3,661.1   | 1,252.3   | 3,385.3  | 1,152.1                               | 3,098.4                             | 7,635.7 | -  | 7,635.7  |
| March - Mars.....  | 3,795.1                 | 3,810.5   | 1,267.7   | 3,463.4  | 1,157.8                               | 3,208.6                             | 7,829.8 | -  | 7,829.8  |
| April - Avril.....   | 3,912.8                 | 3,933.5   | 1,288.5   | 3,402.5  | 1,169.1                               | 3,226.7                             | 7,798.3 | -  | 7,798.3  |
| May - Mai.....   | 4,069.3                 | 4,059.2   | 1,278.4   | 3,358.4  | 1,160.7                               | 3,150.3                             | 7,669.4 | -  | 7,669.4  |
| June - Juin.....   | 4,105.4                 | 4,045.9   | 1,218.9   | 3,426.2  | 1,143.3                               | 3,120.8                             | 7,690.3 | -  | 7,690.3  |
| July - Juillet.....  | 3,882.4                 | 3,916.7   | 1,253.1   | 3,468.0  | 1,127.8                               | 3,048.3                             | 7,644.0 | -  | 7,644.0  |
| August - Août.....   | 3,944.4                 | 3,913.5   | 1,222.2   | 3,435.4  | 1,136.4                               | 3,076.7                             | 7,648.5 | -  | 7,648.5  |
| September - Septembre.....                                       | 4,232.8                 | 4,208.6   | 1,208.1   | 3,467.7  | 1,142.9                               | 3,046.9                             | 7,657.4 | -  | 7,657.4  |
| October - Octobre.....   | 4,314.6                 | 4,347.0   | 1,240.4   | 3,462.5  | 1,150.4                               | 3,015.5                             | 7,628.4 | -  | 7,628.4  |
| November - Novembre.....   | 4,148.2                 | 4,139.2   | 1,231.5   | 3,484.8  | 1,156.0                               | 3,046.4                             | 7,687.2 | -  | 7,687.2  |
| December - Décembre.....   | 4,091.0                 | 4,078.3   | 1,218.8   | 3,587.4  | 1,169.8                               | 3,034.2                             | 7,791.3 | -  | 7,791.3  |
| Total.....   | 47,779.1                |   |   |  |                                       |                                     |         |  |  |
| 1976 - January - Janvier.....                                    | 3,883.8                 | 3,921.1   | 1,256.1   | 3,565.7  | 1,191.2                               | 3,089.8                             | 7,846.8 | -  | 7,846.8  |
| February - Février.....  | 4,013.8                 | 4,015.1   | 1,257.4   | 3,477.4  | 1,208.3                               | 3,166.9                             | 7,852.6 | -  | 7,852.6  |
| March - Mars.....  | 4,467.3                 | 4,471.5   | 1,261.6   | 3,490.6  | 1,222.8                               | 3,310.2                             | 8,023.6 | -  | 8,023.6  |
| April - Avril.....   | 4,382.8                 | 4,421.0   | 1,299.7   | 3,542.8  | 1,236.2                               | 3,286.7                             | 8,065.7 | -  | 8,065.7  |
| May - Mai.....   | 4,521.8                 | 4,522.5   | 1,300.5   | 3,520.9  | 1,246.5                               | 3,237.9                             | 8,005.4 | -  | 8,005.4  |
| June - Juin.....   | 4,609.6                 | 4,582.7   | 1,273.5   | 3,583.8  | 1,276.6                               | 3,259.4                             | 8,119.7 | -  | 8,119.7  |
| July - Juillet.....  | 4,234.3                 | 4,230.9   | 1,270.1   | 3,727.0  | 1,254.5                               | 3,277.2                             | 8,258.7 | -  | 8,258.7  |
| August(r) - Août(r).....   | 4,391.7                 | 4,413.8   | 1,292.3   | 3,695.1  | 1,237.6                               | 3,330.2                             | 8,262.9 | -  | 8,262.9  |
| September(p) - Septembre(p).....                                 | 4,607.9                 | 4,621.5   | 1,305.9   | 3,720.2  | 1,248.4                               | 3,303.0                             | 8,271.6 | -  | 8,271.6  |
| October - Octobre.....   |                         |   |   |  |                                       |                                     |         |  |  |
| November - Novembre.....   |                         |   |   |  |                                       |                                     |         |  |  |
| December - Décembre.....   |                         |   |   |  |                                       |                                     |         |  |  |
| Total.....   |                         |   |   |  |                                       |                                     |         |  |  |
| 1976 - Year-to-date - Total cumulatif.....                       | 39,113.1                |   |   |  |                                       |                                     |         |  |  |
| 1975 - Year-to-date - Total cumulatif.....                       | 35,225.4                |   |   |  |                                       |                                     |         |  |  |
| Per cent change - Variation en pourcentage                       |                         |   |   |  |                                       |                                     |         |  |  |
| Current month/prior month - Mois courant/mois précédent.....     | + 4.9                   | + 4.7   | + 1.0   | + 0.7  | + 0.9                                 | - 0.8                               | + 0.1   | -  | + 0.1  |
| Current month - 1976/1975 - Mois courant.....                    | + 9.1                   | + 9.8   | + 8.1   | + 7.3  | + 9.2                                 | + 8.4                               | + 8.0   | -  | + 8.0  |
| Year-to-date - 1976/1975 - Total cumulatif.....                  | + 11.0                  |   |   |  |                                       |                                     |         |  |  |
| Adjusted for seasonal variation - Chiffres désaisonnalisés       |                         |   |   |  |                                       |                                     |         |  |  |
| M.C.D. - M.D.C.....  | 2                       | 2   | 2   | 2  | 1                                     | 2                                   | 1       |  | 1  |
| 1975 - January - Janvier.....                                    | 3,793.4                 | 3,791.7   | 1,299.7   | 3,398.5  | 1,132.6                               | 3,059.6                             | 7,590.7 | -  | 7,590.7  |
| February - Février.....  | 3,884.9                 | 3,847.0   | 1,261.8   | 3,368.6  | 1,134.3                               | 3,071.6                             | 7,574.5 | -  | 7,574.5  |
| March - Mars.....  | 3,821.9                 | 3,836.5   | 1,276.4   | 3,477.5  | 1,135.7                               | 3,119.7                             | 7,732.9 | -  | 7,732.9  |
| April - Avril.....   | 3,881.0                 | 3,858.4   | 1,253.8   | 3,482.9  | 1,150.7                               | 3,155.2                             | 7,788.8 | -  | 7,788.8  |
| May - Mai.....   | 3,964.1                 | 3,962.7   | 1,252.4   | 3,446.5  | 1,136.5                               | 3,157.5                             | 7,740.5 | -  | 7,740.5  |
| June - Juin.....   | 4,048.8                 | 3,987.8   | 1,191.4   | 3,491.6  | 1,130.5                               | 3,121.0                             | 7,743.1 | -  | 7,743.1  |
| July - Juillet.....  | 3,976.1                 | 4,006.9   | 1,222.2   | 3,448.1  | 1,135.4                               | 3,112.6                             | 7,696.1 | -  | 7,696.1  |
| August - Août.....   | 4,001.0                 | 3,984.8   | 1,206.0   | 3,427.3  | 1,145.4                               | 3,076.5                             | 7,649.2 | -  | 7,649.2  |
| September - Septembre.....                                       | 4,046.3                 | 4,079.2   | 1,238.9   | 3,466.2  | 1,158.9                               | 3,053.4                             | 7,678.5 | -  | 7,678.5  |
| October - Octobre.....   | 4,055.5                 | 4,067.9   | 1,251.3   | 3,459.8  | 1,170.8                               | 3,050.6                             | 7,681.2 | -  | 7,681.2  |
| November - Novembre.....   | 4,109.2                 | 4,118.2   | 1,260.3   | 3,465.0  | 1,178.1                               | 3,075.6                             | 7,718.7 | -  | 7,718.7  |
| December - Décembre.....   | 4,235.8                 | 4,236.9   | 1,261.4   | 3,503.3  | 1,196.5                               | 3,101.1                             | 7,800.9 | -  | 7,800.9  |
| 1976 - January - Janvier.....                                    | 4,130.7                 | 4,142.7   | 1,274.1   | 3,509.5  | 1,186.3                               | 3,077.1                             | 7,772.9 | -  | 7,772.9  |
| February - Février.....  | 4,127.6                 | 4,122.5   | 1,269.0   | 3,453.3  | 1,189.0                               | 3,144.1                             | 7,786.4 | -  | 7,786.4  |
| March - Mars.....  | 4,359.7                 | 4,361.1   | 1,270.4   | 3,499.0  | 1,199.4                               | 3,217.4                             | 7,915.8 | -  | 7,915.8  |
| April - Avril.....   | 4,347.4                 | 4,339.9   | 1,262.9   | 3,622.4  | 1,217.5                               | 3,207.8                             | 8,047.7 | -  | 8,047.7  |
| May - Mai.....   | 4,507.2                 | 4,516.8   | 1,272.5   | 3,606.4  | 1,219.7                               | 3,247.3                             | 8,073.4 | -  | 8,073.4  |
| June - Juin.....   | 4,443.3                 | 4,422.4   | 1,251.6   | 3,644.5  | 1,261.7                               | 3,260.7                             | 8,166.9 | -  | 8,166.9  |
| July - Juillet.....  | 4,412.9                 | 4,401.2   | 1,239.9   | 3,702.9  | 1,263.8                               | 3,349.9                             | 8,316.6 | -  | 8,316.6  |
| August(r) - Août(r).....   | 4,413.7                 | 4,451.6   | 1,277.8   | 3,688.9  | 1,250.7                               | 3,331.4                             | 8,271.0 | -  | 8,271.0  |
| September(p) - Septembre(p).....                                 | 4,400.6                 | 4,461.6   | 1,338.8   | 3,723.2  | 1,267.8                               | 3,316.9                             | 8,307.9 | -  | 8,307.9  |
| October - Octobre.....   |                         |   |   |  |                                       |                                     |         |  |  |
| November - Novembre.....   |                         |   |   |  |                                       |                                     |         |  |  |
| December - Décembre.....   |                         |   |   |  |                                       |                                     |         |  |  |
| Total.....   |                         |   |   |  |                                       |                                     |         |  |  |
| Per cent change - Variation en pourcentage                       |                         |   |   |  |                                       |                                     |         |  |  |
| Current month/prior month - Mois courant/mois précédent.....     | - 0.3                   | + 0.2   | + 4.8   | + 0.9  | + 1.4                                 | - 0.4                               | + 0.4   | -  | + 0.4  |



TABLE 3. Estimated Value of Shipments, Orders and Inventory in Manufacturing Industries grouped according to the Standard Industrial Classification - Continued

TABLEAU 3. Valeur estimative des livraisons, commandes et stocks des industries manufacturières groupées d'après la classification type des industries - suite

Durable - Includes Groups 8.9, 12, 13, 14, 15, 16 and 17

Biens durables - Comprenant les groupes 8.9, 12, 13, 14, 15, 16 et 17

| Date   | Shipments<br>Livraisons | New orders received during month<br>Nouvelles commandes reçues au cours du mois | Unfilled orders at end of month<br>Commandes en carnet à la fin du mois | All inventory held at end of month<br>Ensemble des stocks détenus à la fin du mois |                                       |                                     |         | Inventory held but not owned<br>Stocks détenus mais non possédés | Total inventory owned<br>Total des stocks possédés |
|--|-------------------------|---|---|--|---------------------------------------|-------------------------------------|---------|--|--|
|  |                         |   |   | Raw materials<br>Matières premières  | Goods in process<br>Produits en cours | Finished products<br>Produits finis | Total   |  |  |
|  |                         |   |   |  |                                       |                                     |         |  |  |
| Unadjusted for seasonal variation - Chiffres non-désaisonnalisés |                         |   |   |  |                                       |                                     |         |  |  |
| 1973 - Average - Moyenne.....                                    | 2,638.4                 | 2,848.2   | 5,567.0   | 2,109.6  | 1,979.9                               | 1,402.7                             | 5,492.3 | 419.9  | 5,072.3  |
| 1974 - Average - Moyenne.....                                    | 3,141.9                 | 3,365.9   | 8,571.0   | 2,949.5  | 2,470.3                               | 1,639.6                             | 7,059.5 | 517.7  | 6,541.7  |
| 1975 - Average - Moyenne.....                                    | 3,318.2                 | 3,262.7   | 9,262.8   | 3,502.1  | 2,955.7                               | 2,000.8                             | 8,458.7 | 759.1  | 7,699.5  |
| 1975 - January - Janvier.....                                    | 2,910.0                 | 3,035.3   | 9,746.9   | 3,509.7  | 2,760.3                               | 1,888.8                             | 8,158.8 | 617.8  | 7,541.1  |
| February - Février.....  | 2,992.0                 | 2,965.1   | 9,720.0   | 3,473.7  | 2,782.3                               | 2,000.6                             | 8,256.6 | 643.3  | 7,613.2  |
| March - Mars.....  | 3,297.1                 | 3,161.0   | 9,583.9   | 3,464.0  | 2,839.9                               | 2,068.9                             | 8,372.7 | 692.6  | 7,680.1  |
| April - Avril.....   | 3,387.8                 | 3,118.7   | 9,314.8   | 3,473.5  | 2,851.8                               | 2,099.6                             | 8,424.9 | 711.5  | 7,713.4  |
| May - Mai.....   | 3,431.3                 | 3,481.2   | 9,364.7   | 3,490.1  | 2,931.2                               | 2,090.3                             | 8,511.6 | 755.0  | 7,756.6  |
| June - Juin.....   | 3,486.7                 | 3,266.5   | 9,144.6   | 3,515.8  | 2,929.2                               | 2,090.2                             | 8,535.2 | 774.7  | 7,760.5  |
| July - Juillet.....  | 3,134.2                 | 2,961.5   | 8,972.0   | 3,542.3  | 2,908.2                               | 1,951.5                             | 8,402.0 | 768.9  | 7,633.1  |
| August - Août.....   | 2,985.5                 | 3,158.0   | 9,144.4   | 3,536.6  | 2,994.9                               | 1,928.0                             | 8,459.5 | 813.6  | 7,645.8  |
| September - Septembre.....                                       | 3,527.0                 | 3,446.1   | 9,063.4   | 3,528.2  | 3,070.6                               | 1,919.1                             | 8,517.8 | 858.4  | 7,659.4  |
| October - Octobre.....   | 3,672.8                 | 3,685.0   | 9,075.7   | 3,504.0  | 3,082.2                               | 1,955.9                             | 8,542.0 | 886.4  | 7,655.6  |
| November - Novembre.....   | 3,570.4                 | 3,562.1   | 9,067.4   | 3,458.4  | 3,144.5                               | 1,982.8                             | 8,585.6 | 808.6  | 7,777.0  |
| December - Décembre.....   | 3,423.9                 | 3,312.5   | 8,956.0   | 3,529.4  | 3,173.4                               | 2,035.1                             | 8,737.8 | 779.1  | 7,958.8  |
| Total.....   | 39,818.6                |   |   |  |                                       |                                     |         |  |  |
| 1976 - January - Janvier.....                                    | 3,303.3                 | 3,170.9   | 8,823.6   | 3,408.3  | 3,254.0                               | 2,120.0                             | 8,782.3 | 805.8  | 7,976.5  |
| February - Février.....  | 3,526.1                 | 3,446.0   | 8,743.4   | 3,414.1  | 3,306.3                               | 2,203.0                             | 8,923.4 | 827.5  | 8,095.9  |
| March - Mars.....  | 4,079.5                 | 3,962.2   | 8,626.2   | 3,433.5  | 3,331.6                               | 2,260.4                             | 9,025.5 | 783.2  | 8,242.3  |
| April - Avril.....   | 3,985.2                 | 4,025.4   | 8,666.4   | 3,401.7  | 3,258.2                               | 2,291.2                             | 8,951.1 | 779.9  | 8,171.2  |
| May - Mai.....   | 3,963.0                 | 3,833.8   | 8,537.2   | 3,409.3  | 3,144.8                               | 2,279.2                             | 8,833.3 | 784.5  | 8,048.7  |
| June - Juin.....   | 4,180.8                 | 3,957.6   | 8,314.0   | 3,417.3  | 3,115.0                               | 2,215.0                             | 8,747.3 | 813.0  | 7,934.3  |
| July - Juillet.....  | 3,212.7                 | 3,149.4   | 8,250.8   | 3,459.8  | 3,164.2                               | 2,175.0                             | 8,799.0 | 872.8  | 7,926.2  |
| August(r) - Août(r).....   | 3,550.2                 | 3,611.2   | 8,311.8   | 3,473.1  | 3,183.1                               | 2,173.4                             | 8,829.6 | 844.6  | 7,985.0  |
| September(p) - Septembre(p).....                                 | 3,894.0                 | 3,664.3   | 8,082.0   | 3,478.2  | 3,222.8                               | 2,244.4                             | 8,945.4 | 875.4  | 8,070.0  |
| October - Octobre.....   |                         |   |   |  |                                       |                                     |         |  |  |
| November - Novembre.....   |                         |   |   |  |                                       |                                     |         |  |  |
| December - Décembre.....   |                         |   |   |  |                                       |                                     |         |  |  |
| Total.....   |                         |   |   |  |                                       |                                     |         |  |  |
| 1976 - Year-to-date - Total cumulatif.....                       | 33,694.7                |   |   |  |                                       |                                     |         |  |  |
| 1975 - Year-to-date - Total cumulatif.....                       | 29,151.5                |   |   |  |                                       |                                     |         |  |  |
| Per cent change - Variation en pourcentage                       |                         |   |   |  |                                       |                                     |         |  |  |
| Current month/prior month - Mois courant/mois précédent.....     | + 9.7                   | + 1.5   | - 2.8   | + 0.1  | + 1.2                                 | + 3.3                               | + 1.3   | + 3.6  | + 1.1  |
| Current month - 1976/1975 - Mois courant.....                    | + 10.4                  | + 6.3   | - 10.8  | - 1.4  | + 5.0                                 | + 17.0                              | + 5.0   | + 2.0  | + 5.4  |
| Year-to-date - 1976/1975 - Total cumulatif.....                  | + 15.6                  |   |   |  |                                       |                                     |         |  |  |
| Adjusted for seasonal variation - Chiffres désaisonnalisés       |                         |   |   |  |                                       |                                     |         |  |  |
| M.C.D. - M.D.C.....  | 3                       | 5   | 1   | 1  | 1                                     | 2                                   | 1       | 2  | 1  |
| 1975 - January - Janvier.....                                    | 3,065.7                 | 3,099.9   | 9,652.3   | 3,485.7  | 2,785.3                               | 1,885.2                             | 8,156.2 | 636.8  | 7,519.4  |
| February - Février.....  | 3,150.0                 | 3,121.9   | 9,624.2   | 3,477.1  | 2,799.8                               | 1,931.2                             | 8,208.1 | 654.5  | 7,553.6  |
| March - Mars.....  | 3,162.7                 | 3,059.7   | 9,521.2   | 3,511.9  | 2,798.7                               | 1,969.7                             | 8,280.3 | 688.0  | 7,592.3  |
| April - Avril.....   | 3,202.4                 | 3,066.2   | 9,385.0   | 3,511.3  | 2,850.7                               | 1,998.4                             | 8,360.4 | 722.2  | 7,638.2  |
| May - Mai.....   | 3,225.2                 | 3,216.2   | 9,376.0   | 3,528.7  | 2,945.6                               | 2,004.0                             | 8,478.3 | 751.9  | 7,726.4  |
| June - Juin.....   | 3,274.3                 | 3,149.3   | 9,251.0   | 3,548.7  | 2,942.7                               | 2,044.1                             | 8,535.5 | 775.8  | 7,759.7  |
| July - Juillet.....  | 3,417.8                 | 3,168.2   | 9,001.4   | 3,517.6  | 2,981.3                               | 2,018.2                             | 8,517.1 | 759.6  | 7,757.5  |
| August - Août.....   | 3,557.6                 | 3,685.3   | 9,129.1   | 3,504.3  | 2,970.5                               | 1,990.1                             | 8,464.9 | 795.1  | 7,669.8  |
| September - Septembre.....                                       | 3,383.7                 | 3,341.6   | 9,087.0   | 3,514.5  | 3,022.5                               | 1,996.6                             | 8,533.6 | 850.2  | 7,683.4  |
| October - Octobre.....   | 3,387.0                 | 3,380.2   | 9,080.2   | 3,504.3  | 3,050.3                               | 2,037.7                             | 8,585.3 | 870.2  | 7,715.1  |
| November - Novembre.....   | 3,494.3                 | 3,536.0   | 9,121.9   | 3,465.4  | 3,089.2                               | 2,072.0                             | 8,626.6 | 793.7  | 7,832.9  |
| December - Décembre.....   | 3,602.3                 | 3,433.9   | 8,953.5   | 3,446.0  | 3,229.4                               | 2,083.5                             | 8,758.9 | 808.9  | 7,950.0  |
| 1976 - January - Janvier.....                                    | 3,539.2                 | 3,321.0   | 8,735.9   | 3,384.5  | 3,284.4                               | 2,113.5                             | 8,782.4 | 825.6  | 7,956.8  |
| February - Février.....  | 3,662.5                 | 3,579.5   | 8,652.9   | 3,423.0  | 3,332.0                               | 2,124.9                             | 8,879.9 | 838.7  | 8,041.2  |
| March - Mars.....  | 3,729.6                 | 3,647.4   | 8,570.7   | 3,485.8  | 3,284.4                               | 2,152.3                             | 8,922.5 | 774.9  | 8,147.6  |
| April - Avril.....   | 3,856.8                 | 4,024.5   | 8,738.4   | 3,439.9  | 3,258.8                               | 2,180.2                             | 8,878.9 | 795.8  | 8,083.1  |
| May - Mai.....   | 3,806.3                 | 3,613.8   | 8,545.9   | 3,448.3  | 3,162.0                               | 2,186.4                             | 8,796.7 | 783.0  | 8,013.7  |
| June - Juin.....   | 3,757.2                 | 3,620.6   | 8,409.3   | 3,448.2  | 3,131.1                               | 2,170.7                             | 8,750.0 | 816.7  | 7,933.3  |
| July - Juillet.....  | 3,586.8                 | 3,459.0   | 8,281.5   | 3,433.4  | 3,242.5                               | 2,251.4                             | 8,927.3 | 864.8  | 8,062.5  |
| August(r) - Août(r).....   | 4,178.5                 | 4,196.1   | 8,299.1   | 3,442.3  | 3,157.7                               | 2,244.4                             | 8,844.4 | 826.7  | 8,017.7  |
| September(p) - Septembre(p).....                                 | 3,693.5                 | 3,498.9   | 8,102.5   | 3,464.8  | 3,176.3                               | 2,333.7                             | 8,974.8 | 868.7  | 8,106.1  |
| October - Octobre.....   |                         |   |   |  |                                       |                                     |         |  |  |
| November - Novembre.....   |                         |   |   |  |                                       |                                     |         |  |  |
| December - Décembre.....   |                         |   |   |  |                                       |                                     |         |  |  |
| Per cent change - Variation en pourcentage                       |                         |   |   |  |                                       |                                     |         |  |  |
| Current month/prior month - Mois courant/mois précédent.....     | - 11.6                  | - 16.6  | - 2.4   | + 0.7  | + 0.6                                 | + 4.0                               | + 1.5   | + 5.1  | + 1.1  |



TABLE 3. Estimated Value of Shipments, Orders and Inventory in Manufacturing Industries grouped according to the Standard Industrial Classification - Continued

TABLEAU 3. Valeur estimative des livraisons, commandes et stocks des industries manufacturières groupées d'après la classification type des industries - suite

Group 1 - Foods and Beverages Industries  
Groupe 1 - Industries des aliments et boissons

| Date   | Shipments<br>Livraisons | New orders received during month(1)<br>Nouvelles commandes reçues au cours du mois(1) | Unfilled orders at end of month(1)<br>Commandes en carnet à la fin du mois(1) | All inventory held at end of month<br>Ensemble des stocks détenus à la fin du mois |                                       |                                     |         | Inventory held but not owned<br>Stocks détenus mais non possédés | Total inventory owned<br>Total des stocks possédés |
|--|-------------------------|---|---|--|---------------------------------------|-------------------------------------|---------|--|--|
|  |                         |   |   | Raw materials<br>Matières premières  | Goods in process<br>Produits en cours | Finished products<br>Produits finis | Total   |  |  |
|  |                         |   |   |  |                                       |                                     |         |  |  |
| millions of dollars - en millions de dollars                     |                         |   |   |  |                                       |                                     |         |  |  |
| Unadjusted for seasonal variation - Chiffres non-désaisonnalisés |                         |   |   |  |                                       |                                     |         |  |  |
| 1973 - Average - Moyenne.....                                    | 1,031.2                 |   |   | 539.0  | 357.6                                 | 369.3                               | 1,466.0 | -  | 1,466.0  |
| 1974 - Average - Moyenne.....                                    | 1,223.1                 |   |   | 742.8  | 402.7                                 | 765.3                               | 1,910.8 | -  | 1,910.8  |
| 1975 - Average - Moyenne.....                                    | 1,355.0                 |   |   | 793.9  | 437.5                                 | 825.1                               | 2,056.6 | -  | 2,056.6  |
| 1975 - January - Janvier.....                                    | 1,169.2                 |   |   | 864.9  | 423.0                                 | 866.3                               | 2,154.2 | -  | 2,154.2  |
| February - Février.....  | 1,192.7                 |   |   | 821.5  | 429.2                                 | 842.6                               | 2,093.3 | -  | 2,093.3  |
| March - Mars.....  | 1,236.8                 |   |   | 807.2  | 437.5                                 | 815.4                               | 2,060.0 | -  | 2,060.0  |
| April - Avril.....   | 1,294.9                 |   |   | 789.5  | 448.0                                 | 817.9                               | 2,055.4 | -  | 2,055.4  |
| May - Mai.....   | 1,399.5                 |   |   | 770.7  | 442.5                                 | 790.2                               | 2,003.4 | -  | 2,003.4  |
| June - Juin.....   | 1,376.7                 |   |   | 789.8  | 435.7                                 | 774.7                               | 2,000.2 | -  | 2,000.2  |
| July - Juillet.....  | 1,403.7                 |   |   | 788.9  | 429.2                                 | 769.2                               | 1,987.3 | -  | 1,987.3  |
| August - Août.....   | 1,411.1                 |   |   | 771.2  | 431.0                                 | 809.5                               | 2,011.7 | -  | 2,011.7  |
| September - Septembre.....                                       | 1,481.7                 |   |   | 759.9  | 433.2                                 | 846.7                               | 2,039.8 | -  | 2,039.8  |
| October - Octobre.....   | 1,497.9                 |   |   | 764.6  | 445.2                                 | 867.8                               | 2,077.6 | -  | 2,077.6  |
| November - Novembre.....   | 1,399.9                 |   |   | 787.8  | 444.8                                 | 873.7                               | 2,106.3 | -  | 2,106.3  |
| December - Décembre.....   | 1,397.0                 |   |   | 810.8  | 451.4                                 | 828.0                               | 2,090.2 | -  | 2,090.2  |
| <b>Total.....</b>  | <b>16,261.0</b>         |   |   |  |                                       |                                     |         |  |  |
| 1976 - January - Janvier.....                                    | 1,269.0                 |   |   | 792.5  | 449.2                                 | 836.7                               | 2,078.3 | -  | 2,078.3  |
| February - Février.....  | 1,309.7                 |   |   | 759.3  | 453.4                                 | 842.6                               | 2,055.3 | -  | 2,055.3  |
| March - Mars.....  | 1,399.7                 |   |   | 741.0  | 456.5                                 | 846.8                               | 2,044.3 | -  | 2,044.3  |
| April - Avril.....   | 1,431.6                 |   |   | 752.2  | 460.0                                 | 817.9                               | 2,030.1 | -  | 2,030.1  |
| May - Mai.....   | 1,454.4                 |   |   | 750.0  | 460.6                                 | 819.2                               | 2,029.7 | -  | 2,029.7  |
| June - Juin.....   | 1,501.6                 |   |   | 761.1  | 458.3                                 | 821.9                               | 2,041.4 | -  | 2,041.4  |
| July - Juillet.....  | 1,427.8                 |   |   | 779.2  | 462.7                                 | 831.4                               | 2,073.3 | -  | 2,073.3  |
| August(r) - Août(r).....   | 1,436.4                 |   |   | 777.9  | 457.8                                 | 887.5                               | 2,123.2 | -  | 2,123.2  |
| September(p) - Septembre(p).....                                 | 1,480.6                 |   |   | 771.6  | 455.4                                 | 930.9                               | 2,157.9 | -  | 2,157.9  |
| October - Octobre.....   |                         |   |   |  |                                       |                                     |         |  |  |
| November - Novembre.....   |                         |   |   |  |                                       |                                     |         |  |  |
| December - Décembre.....   |                         |   |   |  |                                       |                                     |         |  |  |
| <b>Total.....</b>  |                         |   |   |  |                                       |                                     |         |  |  |
| 1976 - Year-to-date - Total cumulatif.....                       | 12,710.7                |   |   |  |                                       |                                     |         |  |  |
| 1975 - Year-to-date - Total cumulatif.....                       | 11,966.2                |   |   |  |                                       |                                     |         |  |  |
| Per cent change - Variation en pourcentage                       |                         |   |   |  |                                       |                                     |         |  |  |
| Current month/prior month - Mois courant/mois précédent.....     | + 3.1                   |   |   | - 0.8  | - 0.5                                 | + 4.9                               | + 1.6   | -  | + 1.6  |
| Current month - 1976/1975 - Mois courant.....                    | - 0.1                   |   |   | + 1.5  | + 5.1                                 | + 9.9                               | + 5.8   | -  | + 5.8  |
| Year-to-date - 1976/1975 - Total cumulatif.....                  | + 6.2                   |   |   |  |                                       |                                     |         |  |  |
| Adjusted for seasonal variation - Chiffres désaisonnalisés       |                         |   |   |  |                                       |                                     |         |  |  |
| M.C.D. - M.D.C.....  | 2                       |   |   | 2  | 1                                     | 2                                   | 2       |  | 2  |
| 1975 - January - Janvier.....                                    | 1,285.1                 |   |   | 829.3  | 420.5                                 | 862.2                               | 2,112.0 | -  | 2,112.0  |
| February - Février.....  | 1,304.8                 |   |   | 824.4  | 424.2                                 | 851.4                               | 2,100.0 | -  | 2,100.0  |
| March - Mars.....  | 1,295.3                 |   |   | 833.1  | 428.9                                 | 839.1                               | 2,101.1 | -  | 2,101.1  |
| April - Avril.....   | 1,333.2                 |   |   | 815.9  | 441.8                                 | 853.7                               | 2,111.4 | -  | 2,111.4  |
| May - Mai.....   | 1,360.5                 |   |   | 797.0  | 439.0                                 | 844.5                               | 2,080.5 | -  | 2,080.5  |
| June - Juin.....   | 1,350.3                 |   |   | 817.2  | 436.3                                 | 827.6                               | 2,081.1 | -  | 2,081.1  |
| July - Juillet.....  | 1,383.4                 |   |   | 789.5  | 435.7                                 | 833.9                               | 2,059.1 | -  | 2,059.1  |
| August - Août.....   | 1,372.2                 |   |   | 779.1  | 439.5                                 | 807.0                               | 2,025.6 | -  | 2,025.6  |
| September - Septembre.....                                       | 1,391.0                 |   |   | 765.5  | 440.7                                 | 800.5                               | 2,006.7 | -  | 2,006.7  |
| October - Octobre.....   | 1,394.1                 |   |   | 756.0  | 446.6                                 | 790.8                               | 1,993.4 | -  | 1,993.4  |
| November - Novembre.....   | 1,375.7                 |   |   | 760.8  | 446.9                                 | 798.0                               | 2,005.7 | -  | 2,005.7  |
| December - Décembre.....   | 1,404.6                 |   |   | 765.0  | 451.5                                 | 806.7                               | 2,023.2 | -  | 2,023.2  |
| 1976 - January - Janvier.....                                    | 1,413.4                 |   |   | 759.4  | 446.5                                 | 832.7                               | 2,038.6 | -  | 2,038.6  |
| February - Février.....  | 1,399.7                 |   |   | 762.2  | 448.0                                 | 850.8                               | 2,061.0 | -  | 2,061.0  |
| March - Mars.....  | 1,421.5                 |   |   | 764.6  | 447.2                                 | 871.3                               | 2,083.1 | -  | 2,083.1  |
| April - Avril.....   | 1,472.3                 |   |   | 777.1  | 453.3                                 | 852.8                               | 2,083.2 | -  | 2,083.2  |
| May - Mai.....   | 1,448.1                 |   |   | 775.6  | 456.9                                 | 874.7                               | 2,107.2 | -  | 2,107.2  |
| June - Juin.....   | 1,442.2                 |   |   | 787.3  | 459.0                                 | 877.7                               | 2,124.0 | -  | 2,124.0  |
| July - Juillet.....  | 1,426.5                 |   |   | 779.5  | 470.0                                 | 901.5                               | 2,151.0 | -  | 2,151.0  |
| August(r) - Août(r).....   | 1,385.4                 |   |   | 786.5  | 467.1                                 | 885.1                               | 2,138.7 | -  | 2,138.7  |
| September(p) - Septembre(p).....                                 | 1,381.4                 |   |   | 777.3  | 463.5                                 | 881.2                               | 2,122.0 | -  | 2,122.0  |
| October - Octobre.....   |                         |   |   |  |                                       |                                     |         |  |  |
| November - Novembre.....   |                         |   |   |  |                                       |                                     |         |  |  |
| December - Décembre.....   |                         |   |   |  |                                       |                                     |         |  |  |
| Per cent change - Variation en pourcentage                       |                         |   |   |  |                                       |                                     |         |  |  |
| Current month/prior month - Mois courant/mois précédent.....     | - 0.3                   |   |   | - 1.2  | - 0.8                                 | - 0.4                               | - 0.8   | -  | - 0.8  |

See footnote(s) on page 63. - Voir note(s) à la page 63.

TABLE 3. Estimated Value of Shipments, Orders and Inventory in Manufacturing Industries grouped according to the Standard Industrial Classification - Continued

TABLEAU 3. Valeur estimative des livraisons, commandes et stocks des industries manufacturières groupées d'après la classification type des industries - suite

|  |                         | Group 2 - Tobacco Products Industries   |   |  |                                       |                                     |       |  |  |  |
|--|-------------------------|---|---|--|---------------------------------------|-------------------------------------|-------|--|--|--|
|  |                         | Groupe 2 - Industrie du tabac   |   |  |                                       |                                     |       |  |  |  |
| Date   | Shipments<br>Livraisons | New orders received during month(1)<br>Nouvelles commandes reçues au cours du mois(1) | Unfilled orders at end of month(1)<br>Commandes en carnet à la fin du mois(1) | All inventory held at end of month<br>Ensemble des stocks détenus à la fin du mois |                                       |                                     |       | Inventory held but not owned<br>Stocks détenus mais non possédés | Total inventory owned<br>Total des stocks possédés |  |
|  |                         |   |   | Raw materials<br>Matières premières  | Goods in process<br>Produits en cours | Finished products<br>Produits finis | Total |  |  |  |
|  |                         |   |   |  |                                       |                                     |       |  |  |  |
| millions of dollars - en millions de dollars                     |                         |   |   |  |                                       |                                     |       |  |  |  |
| Unadjusted for seasonal variation - Chiffres non-désaisonnalisés |                         |   |   |  |                                       |                                     |       |  |  |  |
| 1973 - Average - Moyenne.....                                    | 51.5                    |   | 84.1  | 4.0  | 132.9                                 | 221.1                               | -     | 221.1  |  |  |
| 1974 - Average - Moyenne.....                                    | 58.7                    |   | 71.2  | 4.6  | 153.1                                 | 229.0                               | -     | 229.0  |  |  |
| 1975 - Average - Moyenne.....                                    | 62.9                    |   | 114.3   | 5.4  | 177.6                                 | 297.3                               | -     | 297.3  |  |  |
| 1975 - January - Janvier.....                                    | 51.1                    |   | 78.0  | 7.0  | 196.5                                 | 281.4                               | -     | 281.4  |  |  |
| February - Février.....  | 63.6                    |   | 86.5  | 7.6  | 207.1                                 | 301.2                               | -     | 301.2  |  |  |
| March - Mars.....  | 67.8                    |   | 114.6   | 6.9  | 241.6                                 | 363.0                               | -     | 363.0  |  |  |
| April - Avril.....   | 57.2                    |   | 131.0   | 5.7  | 247.0                                 | 383.7                               | -     | 383.7  |  |  |
| May - Mai.....   | 98.2                    |   | 129.2   | 4.1  | 189.2                                 | 322.5                               | -     | 322.5  |  |  |
| June - Juin.....   | 70.9                    |   | 131.9   | 4.1  | 175.7                                 | 311.7                               | -     | 311.7  |  |  |
| July - Juillet.....  | 52.7                    |   | 125.3   | 4.0  | 150.2                                 | 279.5                               | -     | 279.5  |  |  |
| August - Août.....   | 51.4                    |   | 118.2   | 4.1  | 143.6                                 | 265.9                               | -     | 265.9  |  |  |
| September - Septembre.....                                       | 63.1                    |   | 112.3   | 4.3  | 139.8                                 | 256.4                               | -     | 256.4  |  |  |
| October - Octobre.....   | 52.9                    |   | 109.5   | 6.3  | 146.5                                 | 262.3                               | -     | 262.3  |  |  |
| November - Novembre.....   | 51.2                    |   | 115.3   | 5.5  | 147.6                                 | 268.4                               | -     | 268.4  |  |  |
| December - Décembre.....   | 74.9                    |   | 119.8   | 5.6  | 146.9                                 | 272.3                               | -     | 272.3  |  |  |
| Total.....   | 755.1                   |   |   |  |                                       |                                     |       |  |  |  |
| 1976 - January - Janvier.....                                    | 41.4                    |   | 124.8   | 6.6  | 170.7                                 | 302.1                               | -     | 302.1  |  |  |
| February - Février.....  | 54.8                    |   | 128.0   | 6.6  | 186.4                                 | 321.0                               | -     | 321.0  |  |  |
| March - Mars.....  | 73.1                    |   | 141.9   | 8.3  | 252.0                                 | 402.1                               | -     | 402.1  |  |  |
| April - Avril.....   | 55.7                    |   | 146.9   | 7.1  | 263.7                                 | 417.7                               | -     | 417.7  |  |  |
| May - Mai.....   | 103.5                   |   | 152.0   | 4.5  | 186.9                                 | 343.4                               | -     | 343.4  |  |  |
| June - Juin.....   | 58.3                    |   | 151.6   | 4.5  | 187.9                                 | 344.0                               | -     | 344.0  |  |  |
| July - Juillet.....  | 55.1                    |   | 150.5   | 4.1  | 163.6                                 | 318.2                               | -     | 318.2  |  |  |
| August(r) - Août(r).....   | 54.6                    |   | 142.9   | 4.6  | 156.3                                 | 303.9                               | -     | 303.9  |  |  |
| September(p) - Septembre(p).....                                 | 60.8                    |   | 130.4   | 4.9  | 154.2                                 | 289.5                               | -     | 289.5  |  |  |
| October - Octobre.....   |                         |   |   |  |                                       |                                     |       |  |  |  |
| November - Novembre.....   |                         |   |   |  |                                       |                                     |       |  |  |  |
| December - Décembre.....   |                         |   |   |  |                                       |                                     |       |  |  |  |
| Total.....   |                         |   |   |  |                                       |                                     |       |  |  |  |
| 1976 - Year-to-date - Total cumulatif.....                       | 557.3                   |   |   |  |                                       |                                     |       |  |  |  |
| 1975 - Year-to-date - Total cumulatif.....                       | 576.1                   |   |   |  |                                       |                                     |       |  |  |  |
| Per cent change - Variation en pourcentage                       |                         |   |   |  |                                       |                                     |       |  |  |  |
| Current month/prior month - Mois courant/mois précédent.....     | + 11.4                  |   | - 8.7   | + 5.4  | - 1.4                                 | - 4.7                               | -     | - 4.7  |  |  |
| Current month - 1976/1975 - Mois courant.....                    | - 3.6                   |   | + 16.1  | + 14.0   | + 10.3                                | + 12.9                              | -     | + 12.9   |  |  |
| Year-to-date - 1976/1975 - Total cumulatif.....                  | - 3.3                   |   |   |  |                                       |                                     |       |  |  |  |
| Adjusted for seasonal variation - Chiffres désaisonnalisés       |                         |   |   |  |                                       |                                     |       |  |  |  |
| M.C.D. - M.D.C. ....   | 6                       |   | 2   | 4  | 5                                     | 4                                   |       | 4  |  |  |
| 1975 - January - Janvier.....                                    | 51.1                    |   | 76.6  | 5.6  | 176.9                                 | 259.1                               | -     | 259.1  |  |  |
| February - Février.....  | 63.6                    |   | 75.3  | 5.6  | 179.1                                 | 260.0                               | -     | 260.0  |  |  |
| March - Mars.....  | 67.7                    |   | 98.1  | 5.7  | 191.7                                 | 295.5                               | -     | 295.5  |  |  |
| April - Avril.....   | 57.1                    |   | 115.3   | 5.8  | 199.4                                 | 320.5                               | -     | 320.5  |  |  |
| May - Mai.....   | 98.1                    |   | 117.2   | 4.4  | 183.0                                 | 304.6                               | -     | 304.6  |  |  |
| June - Juin.....   | 70.9                    |   | 123.1   | 4.7  | 172.4                                 | 300.2                               | -     | 300.2  |  |  |
| July - Juillet.....  | 52.7                    |   | 123.8   | 4.9  | 168.8                                 | 297.5                               | -     | 297.5  |  |  |
| August - Août.....   | 51.4                    |   | 127.1   | 5.0  | 172.8                                 | 304.9                               | -     | 304.9  |  |  |
| September - Septembre.....                                       | 63.1                    |   | 134.0   | 5.2  | 177.2                                 | 316.4                               | -     | 316.4  |  |  |
| October - Octobre.....   | 52.9                    |   | 134.8   | 6.8  | 175.7                                 | 317.3                               | -     | 317.3  |  |  |
| November - Novembre.....   | 51.1                    |   | 133.2   | 5.2  | 160.7                                 | 299.1                               | -     | 299.1  |  |  |
| December - Décembre.....   | 74.8                    |   | 133.0   | 5.1  | 160.3                                 | 298.4                               | -     | 298.4  |  |  |
| 1976 - January - Janvier.....                                    | 41.4                    |   | 122.8   | 5.4  | 153.5                                 | 281.7                               | -     | 281.7  |  |  |
| February - Février.....  | 54.8                    |   | 111.4   | 4.9  | 161.4                                 | 277.7                               | -     | 277.7  |  |  |
| March - Mars.....  | 73.1                    |   | 121.7   | 6.9  | 199.6                                 | 328.2                               | -     | 328.2  |  |  |
| April - Avril.....   | 55.7                    |   | 129.5   | 7.3  | 211.9                                 | 348.7                               | -     | 348.7  |  |  |
| May - Mai.....   | 103.5                   |   | 137.9   | 5.0  | 181.6                                 | 324.5                               | -     | 324.5  |  |  |
| June - Juin.....   | 58.3                    |   | 141.4   | 5.3  | 184.0                                 | 330.7                               | -     | 330.7  |  |  |
| July - Juillet.....  | 55.1                    |   | 148.5   | 5.0  | 183.9                                 | 337.4                               | -     | 337.4  |  |  |
| August(r) - Août(r).....   | 54.6                    |   | 153.8   | 5.6  | 188.4                                 | 347.8                               | -     | 347.8  |  |  |
| September(p) - Septembre(p).....                                 | 60.8                    |   | 155.9   | 6.0  | 196.3                                 | 358.2                               | -     | 358.2  |  |  |
| October - Octobre.....   |                         |   |   |  |                                       |                                     |       |  |  |  |
| November - Novembre.....   |                         |   |   |  |                                       |                                     |       |  |  |  |
| December - Décembre.....   |                         |   |   |  |                                       |                                     |       |  |  |  |
| Per cent change - Variation en pourcentage                       |                         |   |   |  |                                       |                                     |       |  |  |  |
| Current month/prior month - Mois courant/mois précédent.....     | + 11.4                  |   | + 1.4   | + 7.1  | + 4.2                                 | + 3.0                               | -     | + 3.0  |  |  |

TABLE 3. Estimated Value of Shipments, Orders and Inventory in Manufacturing Industries grouped according to the Standard Industrial Classification - Continued

TABLEAU 3. Valeur estimative des livraisons, commandes et stocks des industries manufacturières groupées d'après la classification type des industries - suite

Group 3 - Rubber and Plastics Products Industries

Groupe 3 - Industrie du caoutchouc et des produits en matières plastiques

| Date   | Shipments<br>Livraisons | New orders received during month<br>Nouvelles commandes reçues au cours du mois | Unfilled orders at end of month<br>Commandes en carnet à la fin du mois | All inventory held at end of month<br>Ensemble des stocks détenus à la fin du mois |                                       |                                     |       | Inventory held but not owned<br>Stocks détenus mais non possédés | Total inventory owned<br>Total des stocks possédés |
|--|-------------------------|---|---|--|---------------------------------------|-------------------------------------|-------|--|--|
|  |                         |   |   | Raw materials<br>Matières premières  | Goods in process<br>Produits en cours | Finished products<br>Produits finis | Total |  |  |
| millions of dollars - en millions de dollars                     |                         |   |   |  |                                       |                                     |       |  |  |
| Unadjusted for seasonal variation - Chiffres non-désaisonnalisés |                         |   |   |  |                                       |                                     |       |  |  |
| 1973 - Average - Moyenne.....                                    | 131.4                   | 134.1   | 75.2  | 81.0   | 28.5                                  | 157.9                               | 267.5 | -  | 267.5  |
| 1974 - Average - moyenne.....                                    | 152.5                   | 153.0   | 98.3  | 133.9  | 36.4                                  | 152.2                               | 322.6 | -  | 322.6  |
| 1975 - Average - moyenne.....                                    | 159.2                   | 157.7   | 81.1  | 126.3  | 41.4                                  | 226.6                               | 394.5 | -  | 394.5  |
| 1975 - January - Janvier.....                                    | 141.3                   | 134.8   | 82.6  | 142.3  | 44.8                                  | 204.5                               | 391.6 | -  | 391.6  |
| February - Février.....  | 149.1                   | 153.3   | 86.7  | 136.5  | 43.9                                  | 230.0                               | 410.4 | -  | 410.4  |
| March - Mars.....  | 158.2                   | 155.9   | 84.4  | 134.2  | 43.1                                  | 241.6                               | 418.9 | -  | 418.9  |
| April - Avril.....   | 165.2                   | 167.0   | 86.2  | 132.6  | 42.1                                  | 240.4                               | 415.0 | -  | 415.0  |
| May - Mai.....   | 160.4                   | 169.4   | 95.1  | 129.5  | 40.8                                  | 241.0                               | 411.3 | -  | 411.3  |
| June - Juin.....   | 163.6                   | 149.2   | 80.6  | 125.1  | 40.8                                  | 243.0                               | 409.0 | -  | 409.0  |
| July - Juillet.....  | 146.6                   | 140.3   | 74.3  | 124.9  | 39.2                                  | 235.6                               | 399.7 | -  | 399.7  |
| August - Août.....   | 145.8                   | 157.2   | 85.7  | 122.3  | 39.9                                  | 221.4                               | 383.6 | -  | 383.6  |
| September - Septembre.....                                       | 173.6                   | 165.5   | 77.6  | 118.0  | 41.3                                  | 217.2                               | 376.5 | -  | 376.5  |
| October - Octobre.....   | 180.3                   | 177.7   | 75.0  | 115.4  | 40.9                                  | 210.6                               | 366.9 | -  | 366.9  |
| November - Novembre.....   | 170.6                   | 168.8   | 73.1  | 115.1  | 41.8                                  | 215.2                               | 372.1 | -  | 372.1  |
| December - Décembre.....   | 155.3                   | 154.3   | 72.1  | 120.6  | 39.0                                  | 219.4                               | 379.0 | -  | 379.0  |
| Total.....   | 1,910.2                 |   |   |  |                                       |                                     |       |  |  |
| 1976 - January - Janvier.....                                    | 158.4                   | 160.1   | 73.8  | 123.9  | 42.1                                  | 224.2                               | 390.2 | -  | 390.2  |
| February - Février.....  | 169.5                   | 177.8   | 82.0  | 125.2  | 41.2                                  | 227.2                               | 393.6 | -  | 393.6  |
| March - Mars.....  | 193.6                   | 195.0   | 83.4  | 127.5  | 42.8                                  | 232.0                               | 402.3 | -  | 402.3  |
| April - Avril.....   | 192.2                   | 197.5   | 88.7  | 129.7  | 42.8                                  | 229.3                               | 401.7 | -  | 401.7  |
| May - Mai.....   | 187.6                   | 188.5   | 89.6  | 128.7  | 42.2                                  | 219.3                               | 390.2 | -  | 390.2  |
| June - Juin.....   | 200.6                   | 184.4   | 73.5  | 133.5  | 46.0                                  | 221.0                               | 400.5 | -  | 400.5  |
| July - Juillet.....  | 169.5                   | 166.8   | 70.8  | 136.5  | 45.1                                  | 217.5                               | 399.1 | -  | 399.1  |
| August (r) - Août (r).....                                       | 173.9                   | 180.0   | 76.9  | 136.5  | 46.8                                  | 214.0                               | 397.3 | -  | 397.3  |
| September (p) - Septembre (p).....                               | 200.7                   | 197.9   | 74.1  | 132.2  | 47.4                                  | 211.2                               | 390.8 | -  | 390.8  |
| October - Octobre.....   |                         |   |   |  |                                       |                                     |       |  |  |
| November - Novembre.....   |                         |   |   |  |                                       |                                     |       |  |  |
| December - Décembre.....   |                         |   |   |  |                                       |                                     |       |  |  |
| Total.....   |                         |   |   |  |                                       |                                     |       |  |  |
| 1976 - Year-to-date - Total cumulatif.....                       | 1,646.0                 |   |   |  |                                       |                                     |       |  |  |
| 1975 - Year-to-date - Total cumulatif.....                       | 1,403.9                 |   |   |  |                                       |                                     |       |  |  |
| Per cent change - Variation en pourcentage                       |                         |   |   |  |                                       |                                     |       |  |  |
| Current month/prior month - Mois courant/mois précédent.....     | + 15.4                  | + 9.9   | - 3.7   | - 3.2  | + 1.5                                 | - 1.3                               | - 1.6 | -  | - 1.6  |
| Current month - 1976/1975 - Mois courant.....                    | + 15.6                  | + 19.6  | - 4.5   | + 12.0   | + 14.8                                | - 2.8                               | + 3.8 | -  | + 3.8  |
| Year-to-date - 1976/1975 - Total cumulatif.....                  | + 17.2                  |   |   |  |                                       |                                     |       |  |  |
| Adjusted for seasonal variation - Chiffres désaisonnalisés       |                         |   |   |  |                                       |                                     |       |  |  |
| M.C.D. - M.D.C.....  | 3                       | 3   | 2   | 1  | 2                                     | 1                                   | 1     | -  | 1  |
| 1975 - January - Janvier.....                                    | 154.1                   | 146.4   | 89.6  | 145.5  | 44.5                                  | 203.6                               | 393.6 | -  | 393.6  |
| February - Février.....  | 150.8                   | 143.5   | 82.3  | 140.1  | 43.5                                  | 219.4                               | 403.0 | -  | 403.0  |
| March - Mars.....  | 147.4                   | 147.7   | 82.6  | 135.6  | 42.6                                  | 227.1                               | 405.3 | -  | 405.3  |
| April - Avril.....   | 152.3                   | 152.0   | 82.3  | 132.9  | 42.0                                  | 225.4                               | 400.3 | -  | 400.3  |
| May - Mai.....   | 153.9                   | 160.3   | 88.7  | 127.7  | 41.0                                  | 227.1                               | 395.8 | -  | 395.8  |
| June - Juin.....   | 157.8                   | 150.1   | 81.0  | 124.4  | 42.2                                  | 231.8                               | 398.4 | -  | 398.4  |
| July - Juillet.....  | 159.3                   | 154.4   | 76.1  | 120.2  | 40.6                                  | 233.9                               | 394.7 | -  | 394.7  |
| August - Août.....   | 169.8                   | 172.1   | 78.4  | 119.7  | 39.5                                  | 222.5                               | 381.7 | -  | 381.7  |
| September - Septembre.....                                       | 163.8                   | 163.4   | 78.0  | 118.0  | 40.9                                  | 232.4                               | 391.3 | -  | 391.3  |
| October - Octobre.....   | 167.8                   | 165.7   | 75.9  | 116.5  | 40.5                                  | 233.6                               | 390.6 | -  | 390.6  |
| November - Novembre.....   | 168.8                   | 171.9   | 79.0  | 118.7  | 40.9                                  | 237.5                               | 397.1 | -  | 397.1  |
| December - Décembre.....   | 166.8                   | 166.3   | 78.5  | 118.1  | 39.1                                  | 227.3                               | 384.5 | -  | 384.5  |
| 1976 - January - Janvier.....                                    | 172.5                   | 174.2   | 80.2  | 126.7  | 41.8                                  | 223.3                               | 391.8 | -  | 391.8  |
| February - Février.....  | 169.1                   | 166.8   | 77.9  | 128.5  | 40.8                                  | 216.6                               | 385.9 | -  | 385.9  |
| March - Mars.....  | 176.0                   | 179.9   | 81.8  | 128.9  | 42.3                                  | 218.0                               | 389.2 | -  | 389.2  |
| April - Avril.....   | 180.1                   | 183.2   | 84.9  | 130.1  | 42.8                                  | 215.3                               | 388.2 | -  | 388.2  |
| May - Mai.....   | 182.0                   | 180.7   | 83.6  | 126.9  | 42.6                                  | 206.8                               | 376.3 | -  | 376.3  |
| June - Juin.....   | 188.5                   | 178.9   | 74.0  | 132.7  | 47.6                                  | 210.8                               | 391.1 | -  | 391.1  |
| July - Juillet.....  | 188.3                   | 187.0   | 72.7  | 131.4  | 46.9                                  | 216.1                               | 394.4 | -  | 394.4  |
| August (r) - Août (r).....                                       | 198.4                   | 196.0   | 70.3  | 133.5  | 46.3                                  | 215.1                               | 394.9 | -  | 394.9  |
| September (p) - Septembre (p).....                               | 187.0                   | 191.3   | 74.6  | 132.3  | 47.0                                  | 226.1                               | 405.4 | -  | 405.4  |
| October - Octobre.....   |                         |   |   |  |                                       |                                     |       |  |  |
| November - Novembre.....   |                         |   |   |  |                                       |                                     |       |  |  |
| December - Décembre.....   |                         |   |   |  |                                       |                                     |       |  |  |
| Per cent change - Variation en pourcentage                       |                         |   |   |  |                                       |                                     |       |  |  |
| Current month/prior month - Mois courant/mois précédent.....     | - 5.7                   | - 2.4   | + 6.1   | - 0.9  | + 1.5                                 | + 5.1                               | + 2.7 | -  | + 2.7  |



TABLE 3. Estimated Value of Shipments, Orders and Inventory in Manufacturing Industries grouped according to the Standard Industrial Classification - Continued

TABLEAU 3. Valeur estimative des livraisons, commandes et stocks des industries manufacturières groupées d'après la classification type des industries - suite

Group 4 - Leather Industries

Groupe 4 - Industrie du cuir

| Date   | Shipments<br>Livraisons | New orders<br>received<br>during<br>month<br>Nouvelles<br>commandes<br>reçues au<br>cours du<br>mois | Unfilled<br>orders<br>at end<br>of month<br>Commandes<br>en carnet<br>à la fin<br>du mois | All inventory held at end of month<br>Ensemble des stocks détenus à la fin du mois |   |   |        | Inventory<br>held<br>but not<br>owned<br>Stocks<br>détenus<br>mais non<br>possédés | Total<br>inventory<br>owned<br>Total des<br>stocks<br>possédés |
|--|-------------------------|--|---|--|---|---|--------|--|--|
|  |                         |  |   | Raw<br>materials<br>Matières<br>premières  | Goods in<br>process<br>Produits<br>en cours | Finished<br>products<br>Produits<br>finis | Total  |  |  |
|  |                         |  |   |  |   |   |        |  |  |
| Unadjusted for seasonal variation - Chiffres non-désaisonnalisés |                         |  |   |  |   |   |        |  |  |
| 1973 - Average - Moyenne.....                                    | 42.4                    | 43.6   | 40.6  | 51.0   | 18.9  | 30.3                                      | 100.2  | -  | 100.2  |
| 1974 - Average - Moyenne.....                                    | 47.5                    | 47.7   | 49.5  | 67.2   | 21.9  | 32.5                                      | 121.7  | -  | 121.7  |
| 1975 - Average - Moyenne.....                                    | 50.8                    | 52.1   | 45.1  | 71.6   | 21.3  | 40.9                                      | 134.0  | -  | 134.0  |
| 1975 - January - Janvier.....                                    | 45.1                    | 41.7   | 41.7  | 70.8   | 21.2  | 39.2                                      | 131.2  | -  | 131.2  |
| February - Février.....  | 48.9                    | 47.0   | 39.8  | 68.8   | 20.6  | 38.7                                      | 128.0  | -  | 128.0  |
| March - Mars.....  | 48.4                    | 46.6   | 38.0  | 66.7   | 20.5  | 39.2                                      | 126.4  | -  | 126.4  |
| April - Avril.....   | 48.0                    | 50.7   | 40.7  | 69.6   | 20.7  | 41.4                                      | 131.6  | -  | 131.6  |
| May - Mai.....   | 44.3                    | 47.3   | 43.7  | 69.4   | 21.1  | 44.6                                      | 135.2  | -  | 135.2  |
| June - Juin.....   | 47.3                    | 49.9   | 46.3  | 73.6   | 21.4  | 47.2                                      | 142.2  | -  | 142.2  |
| July - Juillet.....  | 45.6                    | 44.9   | 45.6  | 72.7   | 21.0  | 45.6                                      | 139.4  | -  | 139.4  |
| August - Août.....   | 56.5                    | 54.0   | 43.0  | 72.8   | 21.7  | 40.0                                      | 134.6  | -  | 134.6  |
| September - Septembre.....                                       | 59.1                    | 60.8   | 44.6  | 72.8   | 21.7  | 37.5                                      | 132.1  | -  | 132.1  |
| October - Octobre.....   | 61.3                    | 65.0   | 48.4  | 70.6   | 21.9  | 37.6                                      | 130.2  | -  | 130.2  |
| November - Novembre.....   | 57.8                    | 58.9   | 49.6  | 74.0   | 22.4  | 38.7                                      | 135.1  | -  | 135.1  |
| December - Décembre.....   | 47.6                    | 58.8   | 60.8  | 77.9   | 22.2  | 41.9                                      | 142.0  | -  | 142.0  |
| Total.....   | 610.0                   |  |   |  |   |   |        |  |  |
| 1976 - January - Janvier.....                                    | 51.6                    | 48.0   | 57.1  | 80.9   | 23.6  | 40.1                                      | 144.6  | -  | 144.6  |
| February - Février.....  | 55.8                    | 53.1   | 54.5  | 81.9   | 24.7  | 39.2                                      | 145.8  | -  | 145.8  |
| March - Mars.....  | 62.3                    | 66.0   | 58.2  | 83.9   | 24.4  | 40.9                                      | 149.2  | -  | 149.2  |
| April - Avril.....   | 54.0                    | 57.2   | 61.4  | 89.3   | 28.4  | 41.6                                      | 159.2  | -  | 159.2  |
| May - Mai.....   | 55.4                    | 51.9   | 57.9  | 91.5   | 28.6  | 44.1                                      | 164.2  | -  | 164.2  |
| June - Juin.....   | 59.3                    | 52.8   | 51.5  | 91.9   | 27.3  | 50.4                                      | 169.6  | -  | 169.6  |
| July - Juillet.....  | 51.5                    | 48.8   | 48.7  | 95.2   | 26.7  | 47.6                                      | 169.5  | -  | 169.5  |
| August(r) - Août(r).....   | 62.6                    | 55.2   | 41.4  | 93.0   | 27.5  | 45.8                                      | 166.3  | -  | 166.3  |
| September(p) - Septembre(p).....                                 | 67.9                    | 66.4   | 39.9  | 91.2   | 27.3  | 44.3                                      | 162.8  | -  | 162.8  |
| October - Octobre.....   |                         |  |   |  |   |   |        |  |  |
| November - Novembre.....   |                         |  |   |  |   |   |        |  |  |
| December - Décembre.....   |                         |  |   |  |   |   |        |  |  |
| Total.....   |                         |  |   |  |   |   |        |  |  |
| 1976 - Year-to-date - Total cumulatif.....                       | 520.4                   |  |   |  |   |   |        |  |  |
| 1975 - Year-to-date - Total cumulatif.....                       | 443.3                   |  |   |  |   |   |        |  |  |
| Per cent change - Variation en pourcentage                       |                         |  |   |  |   |   |        |  |  |
| Current month/prior month - Mois courant/mois<br>precedent.....  | + 8.5                   | + 20.2   | - 3.7   | - 1.9  | - 0.7                                       | - 3.3                                     | - 2.1  | -  | - 2.1  |
| Current month - 1976/1975 - Mois courant.....                    | + 14.9                  | + 9.2  | - 10.5  | + 25.3   | + 25.8                                      | + 18.1                                    | + 23.2 | -  | + 23.2   |
| Year-to-date - 1976/1975 - Total cumulatif.....                  | + 17.4                  |  |   |  |   |   |        |  |  |
| Adjusted for seasonal variation - Chiffres désaisonnalisés       |                         |  |   |  |   |   |        |  |  |
| M.C.D. - M.D.C. ....   | 5                       | 6  | 3   | 2  | 2   | 2   | 2      |  | 2  |
| 1975 - January - Janvier.....                                    | 49.0                    | 49.3   | 47.7  | 69.2   | 21.2  | 39.0                                      | 129.4  | -  | 129.4  |
| February - Février.....  | 47.3                    | 43.5   | 43.9  | 67.6   | 20.6  | 39.3                                      | 127.5  | -  | 127.5  |
| March - Mars.....  | 46.8                    | 39.3   | 36.4  | 67.9   | 20.9  | 40.7                                      | 129.5  | -  | 129.5  |
| April - Avril.....   | 50.5                    | 49.6   | 35.5  | 70.3   | 20.8  | 41.1                                      | 132.2  | -  | 132.2  |
| May - Mai.....   | 49.2                    | 51.6   | 37.9  | 69.7   | 20.3  | 40.6                                      | 130.6  | -  | 130.6  |
| June - Juin.....   | 53.1                    | 56.2   | 41.0  | 72.3   | 20.4  | 40.1                                      | 132.8  | -  | 132.8  |
| July - Juillet.....  | 50.8                    | 53.3   | 43.5  | 70.4   | 20.8  | 41.1                                      | 132.3  | -  | 132.3  |
| August - Août.....   | 48.4                    | 48.8   | 43.9  | 71.1   | 21.3  | 40.3                                      | 132.7  | -  | 132.7  |
| September - Septembre.....                                       | 50.0                    | 57.3   | 51.2  | 74.0   | 21.9  | 42.2                                      | 138.1  | -  | 138.1  |
| October - Octobre.....   | 50.5                    | 50.8   | 51.5  | 72.6   | 22.7  | 42.7                                      | 138.0  | -  | 138.0  |
| November - Novembre.....   | 57.3                    | 56.6   | 50.8  | 76.3   | 22.8  | 42.3                                      | 141.4  | -  | 141.4  |
| December - Décembre.....   | 60.2                    | 73.1   | 63.7  | 78.1   | 22.5  | 42.7                                      | 143.3  | -  | 143.3  |
| 1976 - January - Janvier.....                                    | 57.5                    | 59.1   | 65.4  | 79.2   | 23.7  | 39.9                                      | 142.8  | -  | 142.8  |
| February - Février.....  | 53.3                    | 48.4   | 60.5  | 80.6   | 24.9  | 40.0                                      | 145.5  | -  | 145.5  |
| March - Mars.....  | 57.0                    | 52.5   | 56.0  | 85.6   | 24.9  | 42.5                                      | 153.0  | -  | 153.0  |
| April - Avril.....   | 57.4                    | 55.0   | 53.6  | 90.3   | 28.6  | 41.3                                      | 160.2  | -  | 160.2  |
| May - Mai.....   | 63.9                    | 60.7   | 50.4  | 92.0   | 27.4  | 40.1                                      | 159.5  | -  | 159.5  |
| June - Juin.....   | 63.2                    | 58.7   | 45.9  | 90.4   | 26.1  | 42.8                                      | 159.3  | -  | 159.3  |
| July - Juillet.....  | 59.2                    | 60.1   | 46.8  | 92.2   | 26.4  | 42.9                                      | 161.5  | -  | 161.5  |
| August(r) - Août(r).....   | 52.9                    | 48.3   | 42.2  | 90.6   | 26.9  | 46.2                                      | 163.7  | -  | 163.7  |
| September(p) - Septembre(p).....                                 | 56.2                    | 59.4   | 45.4  | 92.5   | 27.6  | 49.9                                      | 170.0  | -  | 170.0  |
| October - Octobre.....   |                         |  |   |  |   |   |        |  |  |
| November - Novembre.....   |                         |  |   |  |   |   |        |  |  |
| December - Décembre.....   |                         |  |   |  |   |   |        |  |  |
| Per cent change - Variation en pourcentage                       |                         |  |   |  |   |   |        |  |  |
| Current month/prior month - Mois courant/mois<br>precedent.....  | + 6.2                   | + 23.0   | + 7.6   | + 2.1  | + 2.6                                       | + 8.0                                     | + 3.8  | -  | + 3.8  |

TABLE 3. Estimated Value of Shipments, Orders and Inventory in Manufacturing Industries grouped according to the Standard Industrial Classification - Continued

TABLEAU 3. Valeur estimative des livraisons, commandes et stocks des industries manufacturières groupées d'après la classification type des industries - suite

## Group 5 - Textile Industries

## Groupe 5 - Industrie textile

| Date   | Shipments<br>Livraisons | New orders received during month<br>Nouvelles commandes reçues au cours du mois | Unfilled orders at end of month<br>Commandes en carnet à la fin du mois | All inventory held at end of month<br>Ensemble des stocks détenus à la fin du mois |                                       |                                     |        | Inventory held but not owned<br>Stocks détenus mais non possédés | Total inventory owned<br>Total des stocks possédés |
|--|-------------------------|---|---|--|---------------------------------------|-------------------------------------|--------|--|--|
|  |                         |   |   | Raw materials<br>Matières premières  | Goods in process<br>Produits en cours | Finished products<br>Produits finis | Total  |  |  |
|  |                         |   |   |  |                                       |                                     |        |  |  |
| millions of dollars - en millions de dollars                     |                         |   |   |  |                                       |                                     |        |  |  |
| Unadjusted for seasonal variation - Chiffres non-désaisonnalisés |                         |   |   |  |                                       |                                     |        |  |  |
| 1973 - Average - Moyenne.....                                    | 181.9                   | 186.0   | 167.5   | 158.5  | 95.8                                  | 137.6                               | 391.9  | -  | 391.9  |
| 1974 - Average - Moyenne.....                                    | 205.4                   | 201.8   | 169.3   | 222.8  | 115.7                                 | 152.7                               | 491.3  | -  | 491.3  |
| 1975 - Average - Moyenne.....                                    | 200.5                   | 201.1   | 138.2   | 201.4  | 117.1                                 | 207.7                               | 526.3  | -  | 526.3  |
| 1975 - January - Janvier.....                                    | 173.3                   | 173.8   | 144.9   | 219.0  | 117.2                                 | 209.5                               | 545.7  | -  | 545.7  |
| February - Février.....  | 180.6                   | 180.8   | 145.0   | 210.2  | 114.4                                 | 207.4                               | 532.0  | -  | 532.0  |
| March - Mars.....  | 190.0                   | 193.2   | 148.3   | 203.4  | 113.7                                 | 212.3                               | 529.4  | -  | 529.4  |
| April - Avril.....   | 197.5                   | 192.3   | 143.1   | 196.5  | 117.5                                 | 206.3                               | 520.3  | -  | 520.3  |
| May - Mai.....   | 195.7                   | 186.7   | 134.1   | 199.8  | 115.3                                 | 205.7                               | 520.8  | -  | 520.8  |
| June - Juin.....   | 211.0                   | 198.3   | 121.4   | 197.8  | 117.0                                 | 212.0                               | 526.8  | -  | 526.8  |
| July - Juillet.....  | 169.7                   | 183.2   | 135.0   | 206.1  | 113.1                                 | 204.6                               | 523.8  | -  | 523.8  |
| August - Août.....   | 188.6                   | 189.1   | 135.5   | 199.2  | 119.8                                 | 200.9                               | 520.0  | -  | 520.0  |
| September - Septembre.....                                       | 218.2                   | 208.9   | 126.1   | 192.9  | 119.1                                 | 211.6                               | 523.5  | -  | 523.5  |
| October - Octobre.....   | 238.5                   | 243.6   | 131.2   | 191.5  | 115.2                                 | 208.1                               | 514.8  | -  | 514.8  |
| November - Novembre.....   | 226.5                   | 238.4   | 143.1   | 198.1  | 118.1                                 | 205.7                               | 521.9  | -  | 521.9  |
| December - Décembre.....   | 216.8                   | 225.5   | 151.8   | 203.3  | 125.2                                 | 208.3                               | 536.6  | -  | 536.6  |
| Total.....   | 2,406.4                 |   |   |  |                                       |                                     |        |  |  |
| 1976 - January - Janvier.....                                    | 215.9                   | 222.4   | 158.3   | 205.5  | 128.8                                 | 206.0                               | 540.3  | -  | 540.3  |
| February - Février.....  | 227.4                   | 232.5   | 163.4   | 208.3  | 130.7                                 | 214.2                               | 553.2  | -  | 553.2  |
| March - Mars.....  | 261.1                   | 242.0   | 144.3   | 210.2  | 131.4                                 | 232.6                               | 574.1  | -  | 574.1  |
| April - Avril.....   | 243.9                   | 248.6   | 149.0   | 212.6  | 126.8                                 | 234.1                               | 573.4  | -  | 573.4  |
| May - Mai.....   | 236.4                   | 231.1   | 143.7   | 214.7  | 130.0                                 | 239.8                               | 584.5  | -  | 584.5  |
| June - Juin.....   | 250.2                   | 245.4   | 138.8   | 212.0  | 130.5                                 | 241.8                               | 584.3  | -  | 584.3  |
| July - Juillet.....  | 193.0                   | 202.1   | 147.9   | 221.8  | 121.5                                 | 238.1                               | 581.4  | -  | 581.4  |
| August(r) - Août(r).....   | 225.4                   | 224.1   | 146.7   | 224.4  | 128.0                                 | 240.9                               | 593.4  | -  | 593.4  |
| September(p) - Septembre(p).....                                 | 243.6                   | 249.2   | 152.3   | 223.2  | 127.0                                 | 243.3                               | 593.6  | -  | 593.6  |
| October - Octobre.....   |                         |   |   |  |                                       |                                     |        |  |  |
| November - Novembre.....   |                         |   |   |  |                                       |                                     |        |  |  |
| December - Décembre.....   |                         |   |   |  |                                       |                                     |        |  |  |
| Total.....   |                         |   |   |  |                                       |                                     |        |  |  |
| 1976 - Year-to-date - Total cumulatif.....                       | 2,097.0                 |   |   |  |                                       |                                     |        |  |  |
| 1975 - Year-to-date - Total cumulatif.....                       | 1,724.6                 |   |   |  |                                       |                                     |        |  |  |
| Per cent change - Variation en pourcentage                       |                         |   |   |  |                                       |                                     |        |  |  |
| Current month/prior month - Mois courant/mois précédent.....     | + 8.1                   | + 11.1  | + 3.8   | - 0.5  | - 0.8                                 | + 1.0                               | + 0.03 | -  | + 0.03   |
| Current month - 1976/1975 - Mois courant.....                    | + 11.6                  | + 19.3  | + 20.8  | + 15.7   | + 6.6                                 | + 15.0                              | + 13.4 | -  | + 13.4   |
| Year-to-date - 1976/1975 - Total cumulatif.....                  | + 21.6                  |   |   |  |                                       |                                     |        |  |  |
| Adjusted for seasonal variation - Chiffres désaisonnalisés       |                         |   |   |  |                                       |                                     |        |  |  |
| M.C.D. - M.D.C. ....   | 2                       | 4   | 3   | 1  | 2                                     | 2                                   | 1      |  | 1  |
| 1975 - January - Janvier.....                                    | 174.8                   | 176.1   | 147.0   | 221.6  | 115.9                                 | 208.4                               | 545.9  | -  | 545.9  |
| February - Février.....  | 182.5                   | 177.2   | 141.7   | 210.5  | 113.7                                 | 203.9                               | 528.1  | -  | 528.1  |
| March - Mars.....  | 180.2                   | 180.2   | 141.7   | 206.0  | 114.2                                 | 207.8                               | 528.0  | -  | 528.0  |
| April - Avril.....   | 186.8                   | 184.5   | 139.4   | 201.3  | 115.5                                 | 202.0                               | 518.8  | -  | 518.8  |
| May - Mai.....   | 185.6                   | 180.9   | 134.7   | 202.4  | 113.5                                 | 196.0                               | 511.9  | -  | 511.9  |
| June - Juin.....   | 197.4                   | 189.4   | 126.7   | 199.0  | 116.4                                 | 208.2                               | 523.6  | -  | 523.6  |
| July - Juillet.....  | 205.3                   | 216.4   | 137.8   | 201.2  | 116.6                                 | 209.2                               | 527.0  | -  | 527.0  |
| August - Août.....   | 209.9                   | 209.9   | 137.8   | 190.5  | 118.2                                 | 200.2                               | 508.9  | -  | 508.9  |
| September - Septembre.....                                       | 213.5                   | 205.4   | 129.7   | 189.5  | 119.8                                 | 215.4                               | 524.7  | -  | 524.7  |
| October - Octobre.....   | 220.6                   | 222.4   | 131.5   | 191.1  | 117.7                                 | 214.6                               | 523.4  | -  | 523.4  |
| November - Novembre.....   | 225.6                   | 231.6   | 137.5   | 200.7  | 118.7                                 | 214.5                               | 533.9  | -  | 533.9  |
| December - Décembre.....   | 228.7                   | 244.1   | 152.9   | 204.3  | 125.2                                 | 213.9                               | 543.4  | -  | 543.4  |
| 1976 - January - Janvier.....                                    | 222.0                   | 229.7   | 160.7   | 208.0  | 127.3                                 | 204.8                               | 540.1  | -  | 540.1  |
| February - Février.....  | 222.8                   | 221.8   | 159.7   | 208.9  | 129.9                                 | 210.5                               | 549.3  | -  | 549.3  |
| March - Mars.....  | 242.3                   | 220.4   | 137.8   | 213.1  | 132.0                                 | 227.6                               | 572.7  | -  | 572.7  |
| April - Avril.....   | 230.5                   | 237.8   | 145.1   | 218.0  | 124.6                                 | 229.4                               | 572.0  | -  | 572.0  |
| May - Mai.....   | 227.1                   | 226.1   | 144.1   | 217.8  | 128.1                                 | 228.5                               | 574.4  | -  | 574.4  |
| June - Juin.....   | 231.2                   | 232.3   | 145.2   | 213.3  | 129.7                                 | 237.4                               | 580.4  | -  | 580.4  |
| July - Juillet.....  | 237.3                   | 242.6   | 150.5   | 216.5  | 125.3                                 | 243.7                               | 585.5  | -  | 585.5  |
| August(r) - Août(r).....   | 248.8                   | 247.7   | 149.4   | 214.6  | 126.4                                 | 240.1                               | 581.1  | -  | 581.1  |
| September(p) - Septembre(p).....                                 | 235.1                   | 242.9   | 157.2   | 219.4  | 127.9                                 | 247.8                               | 595.1  | -  | 595.1  |
| October - Octobre.....   |                         |   |   |  |                                       |                                     |        |  |  |
| November - Novembre.....   |                         |   |   |  |                                       |                                     |        |  |  |
| December - Décembre.....   |                         |   |   |  |                                       |                                     |        |  |  |
| Per cent change - Variation en pourcentage                       |                         |   |   |  |                                       |                                     |        |  |  |
| Current month/prior month - Mois courant/mois précédent.....     | - 5.5                   | - 1.9   | + 5.2   | + 2.2  | + 1.2                                 | + 3.2                               | + 2.4  | -  | + 2.4  |

TABLE 3. Estimated Value of Shipments, Orders and Inventory in Manufacturing Industries grouped according to the Standard Industrial Classification - Continued

TABLEAU 3. Valeur estimative des livraisons, commandes et stocks des industries manufacturières groupées d'après la classification type des industries - suite

## Group 6 - Knitting Mills

## Groupe 6 - Bonneterie

| Date   | Shipments<br>Livraisons | New orders received during month(1)<br>Nouvelles commandes reçues au cours du mois(1) | Unfilled orders at end of month(1)<br>Commandes en carnet à la fin du mois(1) | All inventory held at end of month<br>Ensemble des stocks détenus à la fin du mois |                                       |                                     | Inventory held but not owned<br>Stocks détenus mais non possédés | Total inventory owned<br>Total des stocks possédés |
|--|-------------------------|---|---|--|---------------------------------------|-------------------------------------|--|--|
|  |                         |   |   | Raw materials<br>Matières premières  | Goods in process<br>Produits en cours | Finished products<br>Produits finis |  |  |
|  |                         |   |   |  |                                       |                                     |  |  |
| millions of dollars - en millions de dollars                     |                         |   |   |  |                                       |                                     |  |  |
| Unadjusted for seasonal variation - Chiffres non-désaisonnalisés |                         |   |   |  |                                       |                                     |  |  |
| 1973 - Average - Moyenne.....                                    | 44.1                    |   |   | 41.4   | 26.5                                  | 40.2                                | 108.2  | 108.2  |
| 1974 - Average - Moyenne.....                                    | 49.7                    |   |   | 57.8   | 30.7                                  | 45.6                                | 134.2  | 134.2  |
| 1975 - Average - Moyenne.....                                    | 48.7                    |   |   | 47.4   | 29.7                                  | 44.9                                | 122.0  | 122.0  |
| 1975 - January - Janvier.....                                    | 42.4                    |   |   | 51.1   | 29.8                                  | 45.6                                | 126.6  | 126.6  |
| February - Février.....  | 47.5                    |   |   | 48.4   | 29.5                                  | 43.4                                | 121.3  | 121.3  |
| March - Mars.....  | 46.7                    |   |   | 48.9   | 29.7                                  | 43.2                                | 121.8  | 121.8  |
| April - Avril.....   | 44.6                    |   |   | 47.4   | 30.7                                  | 46.4                                | 124.4  | 124.4  |
| May - Mai.....   | 44.3                    |   |   | 48.1   | 30.7                                  | 46.9                                | 125.7  | 125.7  |
| June - Juin.....   | 48.1                    |   |   | 47.7   | 29.7                                  | 48.2                                | 125.6  | 125.6  |
| July - Juillet.....  | 47.4                    |   |   | 47.9   | 29.9                                  | 46.6                                | 124.4  | 124.4  |
| August - Août.....   | 50.6                    |   |   | 48.0   | 29.8                                  | 45.6                                | 123.4  | 123.4  |
| September - Septembre.....                                       | 54.6                    |   |   | 47.1   | 29.1                                  | 43.1                                | 119.3  | 119.3  |
| October - Octobre.....   | 57.5                    |   |   | 45.3   | 28.9                                  | 43.4                                | 117.6  | 117.6  |
| November - Novembre.....   | 53.5                    |   |   | 44.5   | 28.9                                  | 44.9                                | 118.4  | 118.4  |
| December - Décembre.....   | 47.4                    |   |   | 45.0   | 29.1                                  | 41.5                                | 115.6  | 115.6  |
| Total.....   | 584.7                   |   |   |  |                                       |                                     |  |  |
| 1976 - January - Janvier.....                                    | 49.2                    |   |   | 42.9   | 28.0                                  | 47.1                                | 117.9  | 117.9  |
| February - Février.....  | 51.4                    |   |   | 48.3   | 26.4                                  | 45.5                                | 120.2  | 120.2  |
| March - Mars.....  | 54.6                    |   |   | 44.3   | 25.7                                  | 45.6                                | 115.7  | 115.7  |
| April - Avril.....   | 47.7                    |   |   | 44.7   | 26.3                                  | 49.3                                | 120.3  | 120.3  |
| May - Mai.....   | 48.5                    |   |   | 41.8   | 26.4                                  | 51.5                                | 119.7  | 119.7  |
| June - Juin.....   | 52.1                    |   |   | 40.9   | 26.6                                  | 51.6                                | 119.0  | 119.0  |
| July - Juillet.....  | 46.5                    |   |   | 41.9   | 25.5                                  | 47.3                                | 114.7  | 114.7  |
| August(r) - Août(r).....   | 51.1                    |   |   | 38.5   | 25.0                                  | 50.7                                | 114.3  | 114.3  |
| September(p) - Septembre(p).....                                 | 54.4                    |   |   | 40.4   | 24.8                                  | 50.2                                | 115.4  | 115.4  |
| October - Octobre.....   |                         |   |   |  |                                       |                                     |  |  |
| November - Novembre.....   |                         |   |   |  |                                       |                                     |  |  |
| December - Décembre.....   |                         |   |   |  |                                       |                                     |  |  |
| Total.....   |                         |   |   |  |                                       |                                     |  |  |
| 1976 - Year-to-date - Total cumulatif.....                       | 455.4                   |   |   |  |                                       |                                     |  |  |
| 1975 - Year-to-date - Total cumulatif.....                       | 426.4                   |   |   |  |                                       |                                     |  |  |
| Per cent change - Variation en pourcentage                       |                         |   |   |  |                                       |                                     |  |  |
| Current month/prior month - Mois courant/mois précédent.....     | + 6.5                   |   |   | + 5.0  | - 1.2                                 | - 0.9                               | + 1.0  | + 1.0  |
| Current month - 1976/1975 - Mois courant.....                    | - 0.4                   |   |   | - 14.2   | - 14.8                                | + 16.5                              | - 3.3  | - 3.3  |
| Year-to-date - 1976/1975 - Total cumulatif.....                  | + 6.8                   |   |   |  |                                       |                                     |  |  |
| Adjusted for seasonal variation - Chiffres désaisonnalisés       |                         |   |   |  |                                       |                                     |  |  |
| M.C.D. - M.D.C.  | 4                       |   |   | 2  | 2                                     | 2                                   | 1  | 1  |
| 1975 - January - Janvier.....                                    | 45.2                    |   |   | 52.6   | 29.8                                  | 47.9                                | 130.3  | 130.3  |
| February - Février.....  | 46.5                    |   |   | 49.5   | 29.5                                  | 44.8                                | 123.8  | 123.8  |
| March - Mars.....  | 45.6                    |   |   | 48.8   | 29.7                                  | 43.9                                | 122.4  | 122.4  |
| April - Avril.....   | 47.0                    |   |   | 47.2   | 30.6                                  | 44.8                                | 122.6  | 122.6  |
| May - Mai.....   | 48.0                    |   |   | 46.9   | 30.7                                  | 44.3                                | 121.9  | 121.9  |
| June - Juin.....   | 48.7                    |   |   | 46.6   | 29.6                                  | 44.7                                | 120.9  | 120.9  |
| July - Juillet.....  | 47.9                    |   |   | 45.6   | 29.9                                  | 45.4                                | 120.9  | 120.9  |
| August - Août.....   | 47.7                    |   |   | 46.8   | 29.7                                  | 44.9                                | 121.4  | 121.4  |
| September - Septembre.....                                       | 50.6                    |   |   | 46.7   | 29.1                                  | 43.6                                | 119.4  | 119.4  |
| October - Octobre.....   | 51.1                    |   |   | 46.6   | 28.8                                  | 44.1                                | 119.5  | 119.5  |
| November - Novembre.....   | 50.2                    |   |   | 46.1   | 30.2                                  | 46.6                                | 122.9  | 122.9  |
| December - Décembre.....   | 56.4                    |   |   | 45.8   | 29.1                                  | 43.5                                | 118.4  | 118.4  |
| 1976 - January - Janvier.....                                    | 54.2                    |   |   | 44.1   | 28.0                                  | 49.5                                | 121.6  | 121.6  |
| February - Février.....  | 48.7                    |   |   | 49.5   | 26.4                                  | 47.0                                | 122.9  | 122.9  |
| March - Mars.....  | 51.3                    |   |   | 44.3   | 25.7                                  | 46.5                                | 116.5  | 116.5  |
| April - Avril.....   | 50.6                    |   |   | 44.5   | 26.3                                  | 47.6                                | 118.4  | 118.4  |
| May - Mai.....   | 53.5                    |   |   | 40.7   | 26.4                                  | 48.8                                | 115.9  | 115.9  |
| June - Juin.....   | 51.4                    |   |   | 40.0   | 26.6                                  | 47.9                                | 114.5  | 114.5  |
| July - Juillet.....  | 48.7                    |   |   | 40.0   | 25.5                                  | 46.3                                | 111.8  | 111.8  |
| August(r) - Août(r).....   | 47.5                    |   |   | 37.5   | 25.0                                  | 50.0                                | 112.5  | 112.5  |
| September(p) - Septembre(p).....                                 | 49.2                    |   |   | 40.2   | 24.8                                  | 50.8                                | 115.8  | 115.8  |
| October - Octobre.....   |                         |   |   |  |                                       |                                     |  |  |
| November - Novembre.....   |                         |   |   |  |                                       |                                     |  |  |
| December - Décembre.....   |                         |   |   |  |                                       |                                     |  |  |
| Per cent change - Variation en pourcentage                       |                         |   |   |  |                                       |                                     |  |  |
| Current month/prior month - Mois courant/mois précédent.....     | + 3.3                   |   |   | + 3.2  | - 0.8                                 | + 1.5                               | + 2.9  | + 2.9  |



TABLE 3. Estimated Value of Shipments, Orders and Inventory in Manufacturing Industries grouped according to the Standard Industrial Classification - Continued

TABLEAU 3. Valeur estimative des livraisons, commandes et stocks des industries manufacturières groupées d'après la classification type des industries - suite

## Group 7 - Clothing Industries

## Groupe 7 - Industrie de l'habillement

| Date   | Shipments<br>Livraisons | New orders received during month<br>Nouvelles commandes reçues au cours du mois | Unfilled orders at end of month<br>Commandes en carnet à la fin du mois | All inventory held at end of month<br>Ensemble des stocks détenus à la fin du mois |                                       |                                     |        | Inventory held but not owned<br>Stocks détenus mais non possédés | Total inventory owned<br>Total des stocks possédés |
|--|-------------------------|---|---|--|---------------------------------------|-------------------------------------|--------|--|--|
|  |                         |   |   | Raw materials<br>Matières premières  | Goods in process<br>Produits en cours | Finished products<br>Produits finis | Total  |  |  |
|  |                         |   |   |  |                                       |                                     |        |  |  |
| millions of dollars - en millions de dollars                     |                         |   |   |  |                                       |                                     |        |  |  |
| Unadjusted for seasonal variation - Chiffres non-désaisonnalisés |                         |   |   |  |                                       |                                     |        |  |  |
| 1973 - Average - Moyenne.....                                    | 153.1                   | 153.6   | 80.3  | 182.2  | 55.5                                  | 110.0                               | 347.7  | -  | 347.7  |
| 1974 - Average - Moyenne.....                                    | 174.5                   | 174.9   | 93.4  | 216.6  | 68.4                                  | 144.7                               | 429.8  | -  | 429.8  |
| 1975 - Average - Moyenne.....                                    | 180.5                   | 179.9   | 95.4  | 216.2  | 69.8                                  | 154.8                               | 440.9  | -  | 440.9  |
| 1975 - January - Janvier.....                                    | 167.8                   | 165.7   | 98.2  | 219.6  | 68.7                                  | 176.7                               | 465.0  | -  | 465.0  |
| February - Février.....  | 193.1                   | 180.3   | 85.3  | 212.2  | 65.4                                  | 166.3                               | 443.9  | -  | 443.9  |
| March - Mars.....  | 186.4                   | 191.9   | 90.8  | 207.8  | 62.6                                  | 161.3                               | 431.8  | -  | 431.8  |
| April - Avril.....   | 166.9                   | 175.2   | 99.0  | 208.3  | 63.9                                  | 163.7                               | 435.9  | -  | 435.9  |
| May - Mai.....   | 148.9                   | 150.3   | 100.5   | 223.2  | 70.4                                  | 169.3                               | 462.8  | -  | 462.8  |
| June - Juin.....   | 161.6                   | 174.4   | 113.3   | 221.3  | 71.9                                  | 177.0                               | 470.2  | -  | 470.2  |
| July - Juillet.....  | 175.2                   | 171.3   | 109.3   | 220.2  | 71.5                                  | 165.6                               | 457.2  | -  | 457.2  |
| August - Août.....   | 193.5                   | 179.0   | 94.9  | 216.2  | 74.8                                  | 154.7                               | 445.7  | -  | 445.7  |
| September - Septembre.....                                       | 215.4                   | 207.7   | 87.2  | 218.4  | 73.2                                  | 132.9                               | 424.5  | -  | 424.5  |
| October - Octobre.....   | 210.2                   | 210.7   | 87.7  | 213.3  | 72.2                                  | 127.9                               | 413.4  | -  | 413.4  |
| November - Novembre.....   | 188.6                   | 186.7   | 85.8  | 203.1  | 71.7                                  | 127.4                               | 402.2  | -  | 402.2  |
| December - Décembre.....   | 159.2                   | 166.3   | 92.8  | 231.8  | 71.8                                  | 134.9                               | 438.5  | -  | 438.5  |
| Total.....   | 2,167.0                 |   |   |  |                                       |                                     |        |  |  |
| 1976 - January - Janvier.....                                    | 185.4                   | 184.6   | 92.0  | 235.2  | 74.2                                  | 148.3                               | 457.8  | -  | 457.8  |
| February - Février.....  | 207.3                   | 199.5   | 84.2  | 244.6  | 76.5                                  | 150.6                               | 471.7  | -  | 471.7  |
| March - Mars.....  | 220.9                   | 228.1   | 91.5  | 255.3  | 83.1                                  | 156.9                               | 495.3  | -  | 495.3  |
| April - Avril.....   | 197.5                   | 205.1   | 99.1  | 268.2  | 83.8                                  | 169.4                               | 521.3  | -  | 521.3  |
| May - Mai.....   | 173.9                   | 180.2   | 105.4   | 285.4  | 89.9                                  | 182.0                               | 557.3  | -  | 557.3  |
| June - Juin.....   | 194.7                   | 199.0   | 109.8   | 296.0  | 94.3                                  | 187.8                               | 578.1  | -  | 578.1  |
| July - Juillet.....  | 198.0                   | 197.4   | 109.2   | 282.9  | 91.7                                  | 175.0                               | 549.6  | -  | 549.6  |
| August(r) - Août(r).....   | 227.0                   | 214.8   | 97.0  | 263.0  | 81.3                                  | 168.4                               | 512.6  | -  | 512.6  |
| September(p) - Septembre(p).....                                 | 233.2                   | 232.0   | 95.8  | 246.8  | 86.5                                  | 162.5                               | 495.7  | -  | 495.7  |
| October - Octobre.....   |                         |   |   |  |                                       |                                     |        |  |  |
| November - Novembre.....   |                         |   |   |  |                                       |                                     |        |  |  |
| December - Décembre.....   |                         |   |   |  |                                       |                                     |        |  |  |
| Total.....   |                         |   |   |  |                                       |                                     |        |  |  |
| 1976 - Year-to-date - Total cumulatif.....                       | 1,838.0                 |   |   |  |                                       |                                     |        |  |  |
| 1975 - Year-to-date - Total cumulatif.....                       | 1,608.9                 |   |   |  |                                       |                                     |        |  |  |
| Per cent change - Variation en pourcentage                       |                         |   |   |  |                                       |                                     |        |  |  |
| Current month/prior month - Mois courant/mois précédent.....     | + 2.7                   | + 8.0   | - 1.2   | - 6.1  | + 6.4                                 | - 3.5                               | - 3.3  | -  | - 3.3  |
| Current month - 1976/1975 - Mois courant.....                    | + 8.3                   | + 11.7  | + 9.9   | + 13.0   | + 18.2                                | + 22.3                              | + 16.8 | -  | + 16.8   |
| Year-to-date - 1976/1975 - Total cumulatif.....                  | + 14.2                  |   |   |  |                                       |                                     |        |  |  |
| Adjusted for seasonal variation - Chiffres désaisonnalisés       |                         |   |   |  |                                       |                                     |        |  |  |
| M.C.D. - M.D.C.....  | 5                       | 6   | 4   | 2  | 3                                     | 2                                   | 2      |  | 2  |
| 1975 - January - Janvier.....                                    | 181.2                   | 179.6   | 89.7  | 226.7  | 70.1                                  | 170.8                               | 467.6  | -  | 467.6  |
| February - Février.....  | 182.2                   | 184.8   | 92.3  | 213.3  | 64.3                                  | 165.6                               | 443.2  | -  | 443.2  |
| March - Mars.....  | 172.4                   | 195.9   | 115.8   | 209.4  | 63.8                                  | 164.9                               | 438.1  | -  | 438.1  |
| April - Avril.....   | 176.4                   | 159.4   | 98.8  | 208.2  | 66.2                                  | 162.6                               | 437.0  | -  | 437.0  |
| May - Mai.....   | 176.6                   | 173.0   | 95.2  | 214.8  | 67.7                                  | 157.4                               | 439.9  | -  | 439.9  |
| June - Juin.....   | 185.3                   | 184.7   | 94.6  | 207.8  | 67.3                                  | 155.7                               | 430.8  | -  | 430.8  |
| July - Juillet.....  | 179.2                   | 181.0   | 96.4  | 209.8  | 69.2                                  | 154.7                               | 433.7  | -  | 433.7  |
| August - Août.....   | 170.1                   | 172.0   | 98.3  | 213.3  | 72.9                                  | 154.7                               | 440.9  | -  | 440.9  |
| September - Septembre.....                                       | 181.3                   | 189.8   | 106.8   | 220.3  | 72.4                                  | 145.6                               | 438.3  | -  | 438.3  |
| October - Octobre.....   | 180.7                   | 167.5   | 93.6  | 219.9  | 73.6                                  | 143.3                               | 436.9  | -  | 436.9  |
| November - Novembre.....   | 186.9                   | 179.9   | 86.6  | 213.4  | 73.8                                  | 141.0                               | 428.2  | -  | 428.2  |
| December - Décembre.....   | 204.5                   | 202.5   | 84.6  | 239.9  | 76.7                                  | 136.9                               | 453.4  | -  | 453.4  |
| 1976 - January - Janvier.....                                    | 204.8                   | 204.2   | 84.1  | 242.7  | 76.0                                  | 143.4                               | 462.1  | -  | 462.1  |
| February - Février.....  | 192.1                   | 199.1   | 91.1  | 246.1  | 75.4                                  | 149.9                               | 471.4  | -  | 471.4  |
| March - Mars.....  | 196.9                   | 222.2   | 116.4   | 257.4  | 84.7                                  | 160.3                               | 502.4  | -  | 502.4  |
| April - Avril.....   | 207.5                   | 189.6   | 98.5  | 268.3  | 86.9                                  | 167.9                               | 523.1  | -  | 523.1  |
| May - Mai.....   | 208.0                   | 209.4   | 99.9  | 274.5  | 86.7                                  | 169.3                               | 530.5  | -  | 530.5  |
| June - Juin.....   | 222.5                   | 214.4   | 91.8  | 278.1  | 88.4                                  | 165.1                               | 531.6  | -  | 531.6  |
| July - Juillet.....  | 207.2                   | 211.9   | 96.5  | 269.9  | 88.9                                  | 163.4                               | 522.2  | -  | 522.2  |
| August(r) - Août(r).....   | 192.5                   | 196.7   | 100.7   | 259.3  | 79.3                                  | 168.6                               | 507.2  | -  | 507.2  |
| September(p) - Septembre(p).....                                 | 195.3                   | 211.6   | 117.0   | 249.0  | 85.4                                  | 178.3                               | 512.7  | -  | 512.7  |
| October - Octobre.....   |                         |   |   |  |                                       |                                     |        |  |  |
| November - Novembre.....   |                         |   |   |  |                                       |                                     |        |  |  |
| December - Décembre.....   |                         |   |   |  |                                       |                                     |        |  |  |
| Per cent change - Variation en pourcentage                       |                         |   |   |  |                                       |                                     |        |  |  |
| Current month/prior month - Mois courant/mois précédent.....     | + 1.5                   | + 7.6   | + 16.2  | - 4.0  | + 7.7                                 | + 5.8                               | + 1.1  | -  | + 1.1  |

TABLE 3. Estimated Value of Shipments, Orders and Inventory in Manufacturing Industries grouped according to the Standard Industrial Classification - Continued

TABLEAU 3. Valeur estimative des livraisons, commandes et stocks des industries manufacturières groupées d'après la classification type des industries - suite

Group 8 - Wood Industries

Groupe 8 - Industrie du bois

| Date   | Shipments<br>Livraisons | New orders received during month(1)<br>Nouvelles commandes reçues au cours du mois(1) | Unfilled orders at end of month(1)<br>Commandes en carnet à la fin du mois(1) | All inventory held at end of month<br>Ensemble des stocks détenus à la fin du mois |                                       |                                     |       | Inventory held but not owned<br>Stocks détenus mais non possédés | Total inventory owned<br>Total des stocks possédés |
|--|-------------------------|---|---|--|---------------------------------------|-------------------------------------|-------|--|--|
|  |                         |   |   |  |                                       |                                     |       |  |  |
|  |                         |   |   | Raw materials<br>Matières premières  | Goods in process<br>Produits en cours | Finished products<br>Produits finis | Total |  |  |
| millions of dollars - en millions de dollars                     |                         |   |   |  |                                       |                                     |       |  |  |
| Unadjusted for seasonal variation - Chiffres non-désaisonnalisés |                         |   |   |  |                                       |                                     |       |  |  |
| 1973 - Average - Moyenne.....                                    | 337.9                   |   | 145.6   | 168.6  | 210.9                                 | 525.2                               | -     | 525.2  |  |
| 1974 - Average - Moyenne.....                                    | 331.6                   |   | 209.8   | 197.2  | 259.4                                 | 666.5                               | -     | 666.5  |  |
| 1975 - Average - Moyenne.....                                    | 307.8                   |   | 195.1   | 182.8  | 248.5                                 | 626.5                               | -     | 626.5  |  |
| 1975 - January - Janvier.....                                    | 267.4                   |   | 204.2   | 186.4  | 253.1                                 | 643.8                               | -     | 643.8  |  |
| February - Février.....  | 256.0                   |   | 203.2   | 190.4  | 271.5                                 | 665.2                               | -     | 665.2  |  |
| March - Mars.....  | 262.0                   |   | 202.0   | 198.7  | 296.9                                 | 697.6                               | -     | 697.6  |  |
| April - Avril.....   | 332.4                   |   | 196.3   | 177.5  | 269.3                                 | 643.1                               | -     | 643.1  |  |
| May - Mai.....   | 344.4                   |   | 200.1   | 164.2  | 268.1                                 | 632.4                               | -     | 632.4  |  |
| June - Juin.....   | 359.0                   |   | 191.2   | 162.1  | 250.5                                 | 603.8                               | -     | 603.8  |  |
| July - Juillet.....  | 325.6                   |   | 198.4   | 170.2  | 223.8                                 | 592.5                               | -     | 592.5  |  |
| August - Août.....   | 289.4                   |   | 193.0   | 185.2  | 219.3                                 | 597.5                               | -     | 597.5  |  |
| September - Septembre.....                                       | 287.9                   |   | 190.8   | 191.0  | 213.4                                 | 595.3                               | -     | 595.3  |  |
| October - Octobre.....   | 314.5                   |   | 186.7   | 184.1  | 229.3                                 | 600.1                               | -     | 600.1  |  |
| November - Novembre.....   | 327.1                   |   | 185.8   | 188.3  | 245.3                                 | 619.5                               | -     | 619.5  |  |
| December - Décembre.....   | 328.8                   |   | 190.0   | 195.6  | 242.2                                 | 627.7                               | -     | 627.7  |  |
| Total.....   | 3,694.4                 |   |   |  |                                       |                                     |       |  |  |
| 1976 - January - Janvier.....                                    | 330.6                   |   | 202.4   | 211.5  | 266.6                                 | 680.5                               | -     | 680.5  |  |
| February - Février.....  | 358.3                   |   | 213.1   | 224.7  | 273.7                                 | 711.5                               | -     | 711.5  |  |
| March - Mars.....  | 395.6                   |   | 228.5   | 229.8  | 278.9                                 | 737.2                               | -     | 737.2  |  |
| April - Avril.....   | 404.5                   |   | 226.9   | 218.8  | 277.8                                 | 723.4                               | -     | 723.4  |  |
| May - Mai.....   | 398.6                   |   | 213.7   | 199.5  | 276.3                                 | 689.5                               | -     | 689.5  |  |
| June - Juin.....   | 419.7                   |   | 208.3   | 195.5  | 277.8                                 | 681.6                               | -     | 681.6  |  |
| July - Juillet.....  | 388.9                   |   | 212.7   | 209.0  | 291.5                                 | 713.2                               | -     | 713.2  |  |
| August(r) - Août(r).....   | 410.6                   |   | 210.0   | 209.4  | 278.7                                 | 698.2                               | -     | 698.2  |  |
| September(p) - Septembre(p).....                                 | 422.7                   |   | 207.9   | 220.6  | 277.2                                 | 705.7                               | -     | 705.7  |  |
| October - Octobre.....   |                         |   |   |  |                                       |                                     |       |  |  |
| November - Novembre.....   |                         |   |   |  |                                       |                                     |       |  |  |
| December - Décembre.....   |                         |   |   |  |                                       |                                     |       |  |  |
| Total.....   |                         |   |   |  |                                       |                                     |       |  |  |
| 1976 - Year-to-date - Total cumulatif.....                       | 3,529.5                 |   |   |  |                                       |                                     |       |  |  |
| 1975 - Year-to-date - Total cumulatif.....                       | 2,724.0                 |   |   |  |                                       |                                     |       |  |  |
| Per cent change - Variation en pourcentage                       |                         |   |   |  |                                       |                                     |       |  |  |
| Current month/prior month - Mois courant/mois précédent.....     | + 3.0                   |   | - 1.0   | + 5.3  | - 0.5                                 | + 1.1                               | -     | + 1.1  |  |
| Current month - 1976/1975 - Mois courant.....                    | + 46.8                  |   | + 9.0   | + 15.5   | + 29.9                                | + 18.5                              | -     | + 18.5   |  |
| Year-to-date - 1976/1975 - Total cumulatif.....                  | + 29.6                  |   |   |  |                                       |                                     |       |  |  |
| Adjusted for seasonal variation - Chiffres désaisonnalisés       |                         |   |   |  |                                       |                                     |       |  |  |
| M.C.D. - M.D.C.....  | 3                       |   | 1   | 1  | 3                                     | 2                                   |       | 2  |  |
| 1975 - January - Janvier.....                                    | 294.6                   |   | 204.4   | 175.1  | 249.4                                 | 628.9                               | -     | 628.9  |  |
| February - Février.....  | 278.3                   |   | 196.8   | 169.3  | 261.0                                 | 627.1                               | -     | 627.1  |  |
| March - Mars.....  | 253.5                   |   | 195.1   | 177.9  | 275.3                                 | 648.3                               | -     | 648.3  |  |
| April - Avril.....   | 304.8                   |   | 190.7   | 175.9  | 260.2                                 | 626.8                               | -     | 626.8  |  |
| May - Mai.....   | 305.8                   |   | 197.3   | 173.6  | 263.7                                 | 634.6                               | -     | 634.6  |  |
| June - Juin.....   | 318.4                   |   | 189.6   | 174.2  | 255.0                                 | 618.8                               | -     | 618.8  |  |
| July - Juillet.....  | 327.2                   |   | 190.8   | 180.8  | 239.5                                 | 611.1                               | -     | 611.1  |  |
| August - Août.....   | 307.0                   |   | 191.7   | 191.4  | 217.4                                 | 600.2                               | -     | 600.2  |  |
| September - Septembre.....                                       | 286.1                   |   | 193.3   | 196.5  | 212.9                                 | 602.7                               | -     | 602.7  |  |
| October - Octobre.....   | 313.1                   |   | 195.0   | 191.3  | 236.2                                 | 622.5                               | -     | 622.5  |  |
| November - Novembre.....   | 330.6                   |   | 196.7   | 194.4  | 262.6                                 | 653.7                               | -     | 653.7  |  |
| December - Décembre.....   | 390.2                   |   | 200.6   | 196.2  | 247.1                                 | 643.9                               | -     | 643.9  |  |
| 1976 - January - Janvier.....                                    | 365.5                   |   | 202.9   | 198.7  | 262.6                                 | 664.2                               | -     | 664.2  |  |
| February - Février.....  | 378.7                   |   | 206.6   | 199.9  | 263.3                                 | 669.8                               | -     | 669.8  |  |
| March - Mars.....  | 371.9                   |   | 221.1   | 205.8  | 258.3                                 | 685.2                               | -     | 685.2  |  |
| April - Avril.....   | 374.2                   |   | 220.5   | 217.2  | 268.7                                 | 706.4                               | -     | 706.4  |  |
| May - Mai.....   | 360.4                   |   | 210.7   | 210.9  | 271.9                                 | 693.5                               | -     | 693.5  |  |
| June - Juin.....   | 360.4                   |   | 206.5   | 210.1  | 282.6                                 | 699.2                               | -     | 699.2  |  |
| July - Juillet.....  | 404.2                   |   | 204.4   | 221.8  | 312.0                                 | 738.2                               | -     | 738.2  |  |
| August(r) - Août(r).....   | 426.6                   |   | 208.6   | 216.3  | 275.8                                 | 700.7                               | -     | 700.7  |  |
| September(p) - Septembre(p).....                                 | 417.1                   |   | 210.4   | 226.6  | 276.0                                 | 713.0                               | -     | 713.0  |  |
| October - Octobre.....   |                         |   |   |  |                                       |                                     |       |  |  |
| November - Novembre.....   |                         |   |   |  |                                       |                                     |       |  |  |
| December - Décembre.....   |                         |   |   |  |                                       |                                     |       |  |  |
| Per cent change - Variation en pourcentage                       |                         |   |   |  |                                       |                                     |       |  |  |
| Current month/prior month - Mois courant/mois précédent.....     | - 2.2                   |   | + 0.9   | + 4.8  | + 0.1                                 | + 1.8                               | -     | + 1.8  |  |

See footnot(es) on page 63. - Voir note(s) à la page 63.



TABLE 3. Estimated Value of Shipments, Orders and Inventory in Manufacturing Industries grouped according to the Standard Industrial Classification - Continued

TABLEAU 3. Valeur estimative des livraisons, commandes et stocks des industries manufacturières groupées d'après la classification type des industries - suite

## Group 9 - Furniture &amp; Fixture Industries

## Groupe 9 - Industrie du meuble et des articles d'ameublement

| Date   | Shipments<br>Livraisons | New orders received during month(1)<br>Nouvelles commandes reçues au cours du mois(1) | Unfilled orders at end of month(1)<br>Commandes en carnet à la fin du mois(1) | All inventory held at end of month<br>Ensemble des stocks détenus à la fin du mois |                                       |                                     | Inventory held but not owned<br>Stocks détenus mais non possédés | Total inventory owned<br>Total des stocks possédés |       |
|--|-------------------------|---|---|--|---------------------------------------|-------------------------------------|--|--|-------|
|  |                         |   |   | Raw materials<br>Matières premières  | Goods in process<br>Produits en cours | Finished products<br>Produits finis |  |  | Total |
| millions of dollars - en millions de dollars                     |                         |   |   |  |                                       |                                     |  |  |       |
| Unadjusted for seasonal variation - Chiffres non-désaisonnalisés |                         |   |   |  |                                       |                                     |  |  |       |
| 1973 - Average - Moyenne.....                                    | 93.2                    |   |   | 111.6  | 42.1                                  | 39.8                                | 193.5  | -  | 193.5 |
| 1974 - Average - Moyenne.....                                    | 110.2                   |   |   | 143.4  | 52.3                                  | 47.6                                | 243.4  | -  | 243.4 |
| 1975 - Average - Moyenne.....                                    | 107.5                   |   |   | 131.2  | 53.4                                  | 63.5                                | 248.2  | -  | 248.2 |
| 1975 - January - Janvier.....                                    | 94.2                    |   |   | 141.8  | 55.6                                  | 64.9                                | 262.3  | -  | 262.3 |
| February - Février.....  | 102.2                   |   |   | 139.7  | 56.9                                  | 68.9                                | 265.5  | -  | 265.5 |
| March - Mars.....  | 107.4                   |   |   | 137.6  | 55.4                                  | 69.7                                | 262.7  | -  | 262.7 |
| April - Avril.....   | 106.4                   |   |   | 133.4  | 53.6                                  | 68.7                                | 255.7  | -  | 255.7 |
| May - Mai.....   | 105.6                   |   |   | 133.3  | 52.8                                  | 68.5                                | 254.6  | -  | 254.6 |
| June - Juin.....   | 107.3                   |   |   | 126.5  | 50.7                                  | 62.0                                | 239.2  | -  | 239.2 |
| July - Juillet.....  | 94.1                    |   |   | 128.2  | 51.3                                  | 60.6                                | 240.1  | -  | 240.1 |
| August - Août.....   | 99.3                    |   |   | 127.5  | 52.2                                  | 59.9                                | 239.7  | -  | 239.7 |
| September - Septembre.....                                       | 117.1                   |   |   | 130.3  | 52.7                                  | 59.3                                | 242.3  | -  | 242.3 |
| October - Octobre.....   | 122.2                   |   |   | 119.7  | 51.8                                  | 59.5                                | 231.0  | -  | 231.0 |
| November - Novembre.....   | 118.8                   |   |   | 124.4  | 50.7                                  | 59.1                                | 234.2  | -  | 234.2 |
| December - Décembre.....   | 115.8                   |   |   | 132.2  | 57.3                                  | 61.9                                | 251.3  | -  | 251.3 |
| Total.....   | 1,290.3                 |   |   |  |                                       |                                     |  |  |       |
| 1976 - January - Janvier.....                                    | 109.2                   |   |   | 128.9  | 52.6                                  | 62.7                                | 244.3  | -  | 244.3 |
| February - Février.....  | 120.6                   |   |   | 129.3  | 55.2                                  | 63.8                                | 248.3  | -  | 248.3 |
| March - Mars.....  | 132.8                   |   |   | 137.4  | 54.5                                  | 67.7                                | 259.6  | -  | 259.6 |
| April - Avril.....   | 118.2                   |   |   | 136.2  | 55.5                                  | 68.7                                | 260.4  | -  | 260.4 |
| May - Mai.....   | 120.4                   |   |   | 138.8  | 55.5                                  | 69.2                                | 263.6  | -  | 263.6 |
| June - Juin.....   | 128.1                   |   |   | 141.0  | 57.1                                  | 48.9                                | 267.0  | -  | 267.0 |
| July - Juillet.....  | 103.2                   |   |   | 145.4  | 58.1                                  | 62.2                                | 265.7  | -  | 265.7 |
| August (r) - Août(r).....  | 114.2                   |   |   | 144.4  | 58.5                                  | 67.0                                | 269.9  | -  | 269.9 |
| September(p) - Septembre(p).....                                 | 131.6                   |   |   | 139.6  | 57.9                                  | 67.4                                | 264.9  | -  | 264.9 |
| October - Octobre.....   |                         |   |   |  |                                       |                                     |  |  |       |
| November - Novembre.....   |                         |   |   |  |                                       |                                     |  |  |       |
| December - Décembre.....   |                         |   |   |  |                                       |                                     |  |  |       |
| Total.....   |                         |   |   |  |                                       |                                     |  |  |       |
| 1976 - Year-to-date - Total cumulatif.....                       | 1,078.3                 |   |   |  |                                       |                                     |  |  |       |
| 1975 - Year-to-date - Total cumulatif.....                       | 933.5                   |   |   |  |                                       |                                     |  |  |       |
| Per cent change - Variation en pourcentage                       |                         |   |   |  |                                       |                                     |  |  |       |
| Current month/prior month - Mois courant/mois précédent.....     | + 15.2                  |   |   | - 3.3  | - 1.1                                 | + 0.6                               | - 1.8  | -  | - 1.8 |
| Current month - 1976/1975 - Mois courant.....                    | + 12.4                  |   |   | + 7.1  | + 9.9                                 | + 13.7                              | + 9.3  | -  | + 9.3 |
| Year-to-date - 1976/1975 - Total cumulatif.....                  | + 15.5                  |   |   |  |                                       |                                     |  |  |       |
| Adjusted for seasonal variation - Chiffres désaisonnalisés       |                         |   |   |  |                                       |                                     |  |  |       |
| M.C.D. - M.D.C.  | 3                       |   |   | 2  | 2                                     | 2                                   | 2  |  | 2     |
| 1975 - January - Janvier.....                                    | 104.1                   |   |   | 142.7  | 56.3                                  | 66.1                                | 265.1  | -  | 265.1 |
| February - Février.....  | 106.3                   |   |   | 141.4  | 57.2                                  | 67.1                                | 265.7  | -  | 265.7 |
| March - Mars.....  | 105.0                   |   |   | 138.6  | 55.2                                  | 65.8                                | 259.6  | -  | 259.6 |
| April - Avril.....   | 105.1                   |   |   | 134.0  | 51.4                                  | 64.5                                | 249.9  | -  | 249.9 |
| May - Mai.....   | 100.1                   |   |   | 132.5  | 52.0                                  | 64.7                                | 249.2  | -  | 249.2 |
| June - Juin.....   | 105.4                   |   |   | 124.8  | 50.8                                  | 60.2                                | 235.8  | -  | 235.8 |
| July - Juillet.....  | 107.9                   |   |   | 126.8  | 51.1                                  | 62.1                                | 240.0  | -  | 240.0 |
| August - Août.....   | 107.6                   |   |   | 127.0  | 52.0                                  | 61.4                                | 240.4  | -  | 240.4 |
| September - Septembre.....                                       | 108.9                   |   |   | 130.6  | 52.9                                  | 61.6                                | 245.1  | -  | 245.1 |
| October - Octobre.....   | 110.2                   |   |   | 120.4  | 52.6                                  | 62.9                                | 235.9  | -  | 235.9 |
| November - Novembre.....   | 111.8                   |   |   | 125.2  | 51.7                                  | 62.3                                | 239.2  | -  | 239.2 |
| December - Décembre.....   | 118.4                   |   |   | 130.8  | 57.1                                  | 63.4                                | 251.3  | -  | 251.3 |
| 1976 - January - Janvier.....                                    | 122.3                   |   |   | 129.9  | 53.4                                  | 64.0                                | 247.3  | -  | 247.3 |
| February - Février.....  | 123.4                   |   |   | 131.1  | 55.6                                  | 62.0                                | 248.7  | -  | 248.7 |
| March - Mars.....  | 125.0                   |   |   | 138.4  | 54.4                                  | 63.9                                | 256.7  | -  | 256.7 |
| April - Avril.....   | 117.7                   |   |   | 136.9  | 53.2                                  | 64.6                                | 254.7  | -  | 254.7 |
| May - Mai.....   | 116.3                   |   |   | 137.9  | 54.8                                  | 65.3                                | 258.0  | -  | 258.0 |
| June - Juin.....   | 122.4                   |   |   | 139.0  | 57.3                                  | 67.1                                | 263.4  | -  | 263.4 |
| July - Juillet.....  | 121.8                   |   |   | 143.8  | 57.8                                  | 63.9                                | 265.5  | -  | 265.5 |
| August (r) - Août(r).....  | 121.0                   |   |   | 143.7  | 58.5                                  | 68.7                                | 270.9  | -  | 270.9 |
| September(p) - Septembre(p).....                                 | 120.0                   |   |   | 140.1  | 58.2                                  | 70.0                                | 268.3  | -  | 268.3 |
| October - Octobre.....   |                         |   |   |  |                                       |                                     |  |  |       |
| November - Novembre.....   |                         |   |   |  |                                       |                                     |  |  |       |
| December - Décembre.....   |                         |   |   |  |                                       |                                     |  |  |       |
| Per cent change - Variation en pourcentage                       |                         |   |   |  |                                       |                                     |  |  |       |
| Current month/prior month - Mois courant/mois précédent.....     | - 0.8                   |   |   | - 2.5  | - 0.5                                 | + 1.9                               | - 1.0  | -  | - 1.0 |

TABLE 3. Estimated Value of Shipments, Orders and Inventory in Manufacturing Industries grouped according to the Standard Industrial Classification - Continued

TABLEAU 3. Valeur estimative des livraisons, commandes et stocks des industries manufacturières groupées d'après la classification type des industries - suite

## Group 10 - Paper and Allied Industries

## Groupe 10 - Industrie du papier et activités annexes

| Date   | Shipments<br>Livraisons | New orders received during month(1)<br>Nouvelles commandes reçues au cours du mois(1) | Unfilled orders at end of month(1)<br>Commandes en carnet à la fin du mois(1) | All inventory held at end of month<br>Ensemble des stocks détenus à la fin du mois |                                       |                                     | Inventory held but not owned<br>Stocks détenus mais non possédés | Total inventory owned<br>Total des stocks possédés |
|--|-------------------------|---|---|--|---------------------------------------|-------------------------------------|--|--|
|  |                         |   |   | Raw materials<br>Matières premières  | Goods in process<br>Produits en cours | Finished products<br>Produits finis |  |  |
|  |                         |   |   | Total  |                                       |                                     |  |  |
| millions of dollars - en millions de dollars                     |                         |   |   |  |                                       |                                     |  |  |
| Unadjusted for seasonal variation - Chiffres non-désaisonnalisés |                         |   |   |  |                                       |                                     |  |  |
| 1973 - Average - Moyenne.....                                    | 439.2                   |   | 366.8   | 41.7   | 187.0                                 | 595.7                               | -  | 595.7  |
| 1974 - Average - Moyenne.....                                    | 639.3                   |   | 531.4   | 56.1   | 196.9                                 | 784.5                               | -  | 784.5  |
| 1975 - Average - Moyenne.....                                    | 593.0                   |   | 726.1   | 61.8   | 283.7                                 | 1,071.6                             | -  | 1,071.6  |
| 1975 - January - Janvier.....                                    | 629.9                   |   | 702.4   | 66.9   | 259.5                                 | 1,028.7                             | -  | 1,028.7  |
| February - Février.....  | 612.2                   |   | 707.3   | 64.7   | 280.4                                 | 1,052.4                             | -  | 1,052.4  |
| March - Mars.....  | 624.8                   |   | 704.6   | 64.8   | 310.8                                 | 1,080.2                             | -  | 1,080.2  |
| April - Avril.....   | 632.7                   |   | 696.9   | 62.4   | 316.1                                 | 1,075.4                             | -  | 1,075.4  |
| May - Mai.....   | 641.9                   |   | 665.3   | 63.5   | 328.3                                 | 1,057.0                             | -  | 1,057.0  |
| June - Juin.....   | 690.8                   |   | 680.7   | 61.8   | 322.4                                 | 1,064.8                             | -  | 1,064.8  |
| July - Juillet.....  | 571.5                   |   | 733.4   | 57.6   | 306.9                                 | 1,097.9                             | -  | 1,097.9  |
| August - Août.....   | 551.3                   |   | 741.4   | 61.0   | 285.0                                 | 1,087.3                             | -  | 1,087.3  |
| September - Septembre.....                                       | 543.7                   |   | 763.4   | 62.1   | 251.6                                 | 1,077.1                             | -  | 1,077.1  |
| October - Octobre.....   | 544.2                   |   | 768.4   | 60.9   | 245.2                                 | 1,074.4                             | -  | 1,074.4  |
| November - Novembre.....   | 559.3                   |   | 747.5   | 60.3   | 244.2                                 | 1,051.9                             | -  | 1,051.9  |
| December - Décembre.....   | 514.6                   |   | 802.4   | 56.0   | 253.9                                 | 1,112.3                             | -  | 1,112.3  |
| Total.....   | 7,116.8                 |   |   |  |                                       |                                     |  |  |
| 1976 - January - Janvier.....                                    | 516.3                   |   | 788.6   | 57.8   | 259.6                                 | 1,105.9                             | -  | 1,105.9  |
| February - Février.....  | 559.4                   |   | 772.1   | 58.6   | 272.1                                 | 1,102.8                             | -  | 1,102.8  |
| March - Mars.....  | 678.7                   |   | 749.6   | 62.9   | 298.2                                 | 1,110.7                             | -  | 1,110.7  |
| April - Avril.....   | 697.7                   |   | 719.2   | 62.2   | 296.4                                 | 1,077.9                             | -  | 1,077.9  |
| May - Mai.....   | 729.4                   |   | 693.0   | 62.3   | 306.0                                 | 1,061.3                             | -  | 1,061.3  |
| June - Juin.....   | 734.0                   |   | 711.1   | 65.1   | 317.4                                 | 1,093.6                             | -  | 1,093.6  |
| July - Juillet.....  | 664.7                   |   | 758.0   | 64.2   | 326.1                                 | 1,148.3                             | -  | 1,148.3  |
| August(r) - Août(r).....   | 704.6                   |   | 789.5   | 63.8   | 320.2                                 | 1,173.5                             | -  | 1,173.5  |
| September(p) - Septembre(p).....                                 | 700.2                   |   | 804.4   | 64.9   | 306.6                                 | 1,175.9                             | -  | 1,175.9  |
| October - Octobre.....   |                         |   |   |  |                                       |                                     |  |  |
| November - Novembre.....   |                         |   |   |  |                                       |                                     |  |  |
| December - Décembre.....   |                         |   |   |  |                                       |                                     |  |  |
| Total.....   |                         |   |   |  |                                       |                                     |  |  |
| 1976 - Year-to-date - Total cumulatif.....                       | 5,985.0                 |   |   |  |                                       |                                     |  |  |
| 1975 - Year-to-date - Total cumulatif.....                       | 5,498.8                 |   |   |  |                                       |                                     |  |  |
| Per cent change - Variation en pourcentage                       |                         |   |   |  |                                       |                                     |  |  |
| Current month/prior month - Mois courant/mois précédent.....     | - 0.6                   |   | + 1.9   | + 1.7  | - 4.3                                 | + 0.2                               | -  | + 0.2  |
| Current month - 1976/1975 - Mois courant.....                    | + 28.8                  |   | + 5.4   | + 4.5  | + 21.9                                | + 9.2                               | -  | + 9.2  |
| Year-to-date - 1976/1975 - Total cumulatif.....                  | + 8.8                   |   |   |  |                                       |                                     |  |  |
| Adjusted for seasonal variation - Chiffres désaisonnalisés       |                         |   |   |  |                                       |                                     |  |  |
| M.C.D. - M.D.C.....  | 3                       | 2   | 3   | 2  | 1                                     | 1                                   |  |  |
| 1975 - January - Janvier.....                                    | 649.8                   | 667.0   | 66.7  | 270.0  | 1,003.7                               | -                                   | 1,003.7  |  |
| February - Février.....  | 643.8                   | 693.6   | 66.4  | 283.3  | 1,043.3                               | -                                   | 1,043.3  |  |
| March - Mars.....  | 625.4                   | 709.3   | 64.3  | 291.8  | 1,065.4                               | -                                   | 1,065.4  |  |
| April - Avril.....   | 614.7                   | 762.1   | 62.8  | 301.0  | 1,125.9                               | -                                   | 1,125.9  |  |
| May - Mai.....   | 612.3                   | 746.2   | 62.1  | 308.0  | 1,116.3                               | -                                   | 1,116.3  |  |
| June - Juin.....   | 663.6                   | 738.8   | 60.1  | 302.9  | 1,101.8                               | -                                   | 1,101.8  |  |
| July - Juillet.....  | 592.2                   | 746.8   | 55.8  | 299.9  | 1,102.5                               | -                                   | 1,102.5  |  |
| August - Août.....   | 575.8                   | 747.1   | 58.8  | 282.6  | 1,088.5                               | -                                   | 1,088.5  |  |
| September - Septembre.....                                       | 547.7                   | 738.3   | 61.2  | 257.9  | 1,057.4                               | -                                   | 1,057.4  |  |
| October - Octobre.....   | 525.1                   | 730.1   | 62.2  | 259.8  | 1,052.1                               | -                                   | 1,052.1  |  |
| November - Novembre.....   | 547.1                   | 707.3   | 62.4  | 258.9  | 1,028.6                               | -                                   | 1,028.6  |  |
| December - Décembre.....   | 528.4                   | 740.3   | 58.7  | 280.4  | 1,079.4                               | -                                   | 1,079.4  |  |
| 1976 - January - Janvier.....                                    | 535.2                   | 747.8   | 57.7  | 270.0  | 1,075.5                               | -                                   | 1,075.5  |  |
| February - Février.....  | 577.7                   | 756.0   | 60.2  | 275.3  | 1,091.5                               | -                                   | 1,091.5  |  |
| March - Mars.....  | 657.8                   | 752.9   | 62.9  | 279.7  | 1,095.2                               | -                                   | 1,095.2  |  |
| April - Avril.....   | 676.7                   | 785.6   | 62.7  | 282.0  | 1,130.3                               | -                                   | 1,130.3  |  |
| May - Mai.....   | 717.6                   | 775.8   | 61.1  | 286.9  | 1,123.8                               | -                                   | 1,123.8  |  |
| June - Juin.....   | 683.2                   | 771.6   | 63.4  | 297.7  | 1,132.7                               | -                                   | 1,132.7  |  |
| July - Juillet.....  | 699.6                   | 771.4   | 62.2  | 318.5  | 1,152.1                               | -                                   | 1,152.1  |  |
| August(r) - Août(r).....   | 726.5                   | 796.3   | 61.6  | 317.8  | 1,175.7                               | -                                   | 1,175.7  |  |
| September(p) - Septembre(p).....                                 | 702.8                   | 779.1   | 64.0  | 314.3  | 1,157.4                               | -                                   | 1,157.4  |  |
| October - Octobre.....   |                         |   |   |  |                                       |                                     |  |  |
| November - Novembre.....   |                         |   |   |  |                                       |                                     |  |  |
| December - Décembre.....   |                         |   |   |  |                                       |                                     |  |  |
| Per cent change - Variation en pourcentage                       |                         |   |   |  |                                       |                                     |  |  |
| Current month/prior month - Mois courant/mois précédent.....     | - 3.3                   | - 2.2   | + 3.9   | - 1.1  | - 1.6                                 | -                                   | -  | - 1.6  |

TABLE 3. Estimated Value of Shipments, Orders and Inventory in Manufacturing Industries grouped according to the Standard Industrial Classification - Continued

TABLEAU 3. Valeur estimative des livraisons, commandes et stocks des industries manufacturières groupées d'après la classification type des industries - suite

Group 11 - Printing, Publishing and Allied Industries

Groupe 11 - Imprimerie, édition et activités annexes

| Date   | Shipments<br>Livraisons | New orders received during month(1)<br>Nouvelles commandes reçues au cours du mois(1) | Unfilled orders at end of month(1)<br>Commandes en carnet à la fin du mois(1) | All inventory held at end of month<br>Ensemble des stocks détenus à la fin du mois |                                       |                                     | Inventory held but not owned<br>Stocks détenus mais non possédés | Total inventory owned<br>Total des stocks possédés |
|--|-------------------------|---|---|--|---------------------------------------|-------------------------------------|--|--|
|  |                         |   |   | Raw materials<br>Matières premières  | Goods in process<br>Produits en cours | Finished products<br>Produits finis |  |  |
|  |                         |   |   | Total  |                                       |                                     |  |  |
| millions of dollars - en millions de dollars                     |                         |   |   |  |                                       |                                     |  |  |
| Unadjusted for seasonal variation - Chiffres non-désaisonnalisés |                         |   |   |  |                                       |                                     |  |  |
| 1973 - Average - Moyenne.....                                    | 180.0                   |   | 76.3  | 36.8   | 39.6                                  | 152.9                               | -  | 152.9  |
| 1974 - Average - Moyenne.....                                    | 212.1                   |   | 115.3   | 48.4   | 41.5                                  | 5.2                                 | -  | 205.2  |
| 1975 - Average - Moyenne.....                                    | 236.9                   |   | 137.2   | 53.8   | 57.6                                  | 248.7                               | -  | 248.7  |
| 1975 - January - Janvier.....                                    | 212.0                   |   | 129.3   | 53.2   | 49.9                                  | 232.4                               | -  | 232.4  |
| February - Février.....  | 211.3                   |   | 129.5   | 53.8   | 53.4                                  | 236.8                               | -  | 236.8  |
| March - Mars.....  | 231.6                   |   | 132.2   | 54.8   | 55.4                                  | 242.4                               | -  | 242.4  |
| April - Avril.....   | 243.7                   |   | 134.6   | 54.7   | 56.9                                  | 246.1                               | -  | 246.1  |
| May - Mai.....   | 239.6                   |   | 138.6   | 53.8   | 57.7                                  | 250.1                               | -  | 250.1  |
| June - Juin.....   | 234.6                   |   | 140.8   | 56.7   | 59.2                                  | 256.7                               | -  | 256.7  |
| July - Juillet.....  | 217.5                   |   | 145.8   | 58.0   | 61.4                                  | 265.2                               | -  | 265.2  |
| August - Août.....   | 225.4                   |   | 145.0   | 54.4   | 61.6                                  | 261.0                               | -  | 261.0  |
| September - Septembre.....                                       | 257.0                   |   | 143.8   | 55.7   | 61.0                                  | 260.5                               | -  | 260.5  |
| October - Octobre.....   | 264.9                   |   | 136.1   | 52.3   | 59.7                                  | 248.0                               | -  | 248.0  |
| November - Novembre.....   | 248.0                   |   | 137.0   | 50.9   | 59.8                                  | 247.7                               | -  | 247.7  |
| December - Décembre.....   | 257.7                   |   | 133.9   | 48.2   | 55.6                                  | 237.6                               | -  | 237.6  |
| Total.....   | 2,843.4                 |   |   |  |                                       |                                     |  |  |
| 1976 - January - Janvier.....                                    | 237.2                   |   | 132.1   | 51.1   | 54.1                                  | 237.2                               | -  | 237.2  |
| February - Février.....  | 235.8                   |   | 127.3   | 49.8   | 55.4                                  | 232.5                               | -  | 232.5  |
| March - Mars.....  | 270.6                   |   | 127.2   | 49.5   | 56.3                                  | 232.9                               | -  | 232.9  |
| April - Avril.....   | 264.8                   |   | 129.4   | 51.2   | 57.3                                  | 238.0                               | -  | 238.0  |
| May - Mai.....   | 261.0                   |   | 126.4   | 52.6   | 57.4                                  | 236.4                               | -  | 236.4  |
| June - Juin.....   | 272.9                   |   | 126.5   | 55.5   | 59.1                                  | 241.2                               | -  | 241.2  |
| July - Juillet.....  | 241.8                   |   | 130.9   | 58.2   | 61.2                                  | 250.4                               | -  | 250.4  |
| August(r) - Août(r).....   | 248.5                   |   | 132.6   | 56.7   | 60.3                                  | 249.6                               | -  | 249.6  |
| September(p) - Septembre(p).....                                 | 271.8                   |   | 130.4   | 61.8   | 59.3                                  | 251.5                               | -  | 251.5  |
| October - Octobre.....   |                         |   |   |  |                                       |                                     |  |  |
| November - Novembre.....   |                         |   |   |  |                                       |                                     |  |  |
| December - Décembre.....   |                         |   |   |  |                                       |                                     |  |  |
| Total.....   |                         |   |   |  |                                       |                                     |  |  |
| 1976 - Year-to-date - Total cumulatif.....                       | 2,304.4                 |   |   |  |                                       |                                     |  |  |
| 1975 - Year-to-date - Total cumulatif.....                       | 2,072.7                 |   |   |  |                                       |                                     |  |  |
| Per cent change - Variation en pourcentage                       |                         |   |   |  |                                       |                                     |  |  |
| Current month/prior month - Mois courant/mois précédent.....     | + 9.4                   |   | - 1.7   | + 9.0  | - 1.7                                 | + 0.7                               | -  | + 0.7  |
| Current month - 1976/1975 - Mois courant.....                    | + 5.8                   |   | - 9.3   | + 11.0   | - 2.8                                 | - 3.5                               | -  | - 3.5  |
| Year-to-date - 1976/1975 - Total cumulatif.....                  | + 11.2                  |   |   |  |                                       |                                     |  |  |
| Adjusted for seasonal variation - Chiffres désaisonnalisés       |                         |   |   |  |                                       |                                     |  |  |
| M.C.D. - M.D.C. ....   | 4                       |   | 1   | 2  | 2                                     | 1                                   |  | 1  |
| 1975 - January - Janvier.....                                    | 229.1                   |   | 134.2   | 56.4   | 52.5                                  | 243.1                               | -  | 243.1  |
| February - Février.....  | 231.8                   |   | 132.6   | 54.6   | 54.3                                  | 241.5                               | -  | 241.5  |
| March - Mars.....  | 227.8                   |   | 135.5   | 54.6   | 56.3                                  | 246.4                               | -  | 246.4  |
| April - Avril.....   | 229.8                   |   | 137.4   | 55.0   | 57.1                                  | 249.5                               | -  | 249.5  |
| May - Mai.....   | 231.3                   |   | 137.8   | 51.9   | 57.0                                  | 246.7                               | -  | 246.7  |
| June - Juin.....   | 234.2                   |   | 138.4   | 55.0   | 55.8                                  | 249.2                               | -  | 249.2  |
| July - Juillet.....  | 237.9                   |   | 139.9   | 53.7   | 58.3                                  | 251.9                               | -  | 251.9  |
| August - Août.....   | 242.0                   |   | 138.4   | 52.7   | 59.9                                  | 251.0                               | -  | 251.0  |
| September - Septembre.....                                       | 244.0                   |   | 139.9   | 53.9   | 60.2                                  | 254.0                               | -  | 254.0  |
| October - Octobre.....   | 237.7                   |   | 135.9   | 53.3   | 60.8                                  | 250.0                               | -  | 250.0  |
| November - Novembre.....   | 232.0                   |   | 138.8   | 52.0   | 63.4                                  | 254.2                               | -  | 254.2  |
| December - Décembre.....   | 266.4                   |   | 136.6   | 52.9   | 55.5                                  | 245.0                               | -  | 245.0  |
| 1976 - January - Janvier.....                                    | 260.3                   |   | 137.1   | 54.2   | 57.1                                  | 248.4                               | -  | 248.4  |
| February - Février.....  | 251.6                   |   | 130.5   | 50.5   | 56.3                                  | 237.3                               | -  | 237.3  |
| March - Mars.....  | 259.1                   |   | 130.5   | 49.3   | 57.3                                  | 237.1                               | -  | 237.1  |
| April - Avril.....   | 254.1                   |   | 132.4   | 51.7   | 57.5                                  | 241.6                               | -  | 241.6  |
| May - Mai.....   | 255.1                   |   | 125.7   | 50.9   | 56.8                                  | 233.4                               | -  | 233.4  |
| June - Juin.....   | 264.8                   |   | 124.5   | 53.8   | 55.9                                  | 234.2                               | -  | 234.2  |
| July - Juillet.....  | 270.9                   |   | 125.6   | 53.8   | 58.1                                  | 237.5                               | -  | 237.5  |
| August(r) - Août(r).....   | 264.5                   |   | 126.7   | 54.9   | 58.7                                  | 240.3                               | -  | 240.3  |
| September(p) - Septembre(p).....                                 | 254.5                   |   | 126.8   | 59.9   | 58.4                                  | 245.1                               | -  | 245.1  |
| October - Octobre.....   |                         |   |   |  |                                       |                                     |  |  |
| November - Novembre.....   |                         |   |   |  |                                       |                                     |  |  |
| December - Décembre.....   |                         |   |   |  |                                       |                                     |  |  |
| Per cent change - Variation en pourcentage                       |                         |   |   |  |                                       |                                     |  |  |
| Current month/prior month - Mois courant/mois précédent.....     | - 3.8                   |   | + 0.1   | + 9.1  | - 0.5                                 | + 2.0                               | -  | + 2.0  |

See footnotes on page 63. - Voir note(s) à la page 63.



TABLE 3. Estimated Value of Shipments, Orders and Inventory in Manufacturing Industries grouped according to the Standard Industrial Classification - Continued

TABLEAU 3. Valeur estimative des livraisons, commandes et stocks des industries manufacturières groupées d'après la classification type des industries - suite

Group 12 - Primary Metal Industries

Groupe 12 - Première transformation des métaux

| Date   | Shipments<br>Livraisons | New orders received during month<br>Nouvelles commandes reçues au cours du mois | Unfilled orders at end of month<br>Commandes en carnet à la fin du mois | All inventory held at end of month<br>Ensemble des stocks détenus à la fin du mois |                                       |                                     | Inventory held but not owned(2)<br>Stocks détenus mais non possédés (2) | Total inventory owned(2)<br>Total des stocks possédés (2) |
|--|-------------------------|---|---|--|---------------------------------------|-------------------------------------|---|---|
|  |                         |   |   | Raw materials<br>Matières premières  | Goods in process<br>Produits en cours | Finished products<br>Produits finis |   |   |
|  |                         |   |   | Total  |                                       |                                     |   |   |
| millions of dollars - en millions de dollars                     |                         |   |   |  |                                       |                                     |   |   |
| Unadjusted for seasonal variation - Chiffres non-désaisonnalisés |                         |   |   |  |                                       |                                     |   |   |
| 1973 - Average - Moyenne.....                                    | 416.8                   | 436.4   | 600.7   | 464.2  | 164.1                                 | 202.2                               | 830.5   |   |
| 1974 - Average - Moyenne.....                                    | 552.9                   | 575.9   | 847.6   | 601.5  | 200.2                                 | 234.5                               | 1,036.2   |   |
| 1975 - Average - Moyenne.....                                    | 546.1                   | 537.5   | 875.2   | 859.1  | 272.5                                 | 353.1                               | 1,484.7   |   |
| 1975 - January - Janvier.....                                    | 548.3                   | 546.4   | 974.5   | 767.5  | 249.6                                 | 287.7                               | 1,304.8   |   |
| February - Février.....  | 537.4                   | 523.5   | 960.5   | 743.8  | 242.3                                 | 308.7                               | 1,294.8   |   |
| March - Mars.....  | 558.2                   | 532.3   | 934.7   | 737.9  | 241.6                                 | 327.8                               | 1,307.3   |   |
| April - Avril.....   | 535.0                   | 465.7   | 865.3   | 788.2  | 259.0                                 | 347.3                               | 1,394.4   |   |
| May - Mai.....   | 552.2                   | 496.8   | 909.9   | 826.5  | 290.0                                 | 362.5                               | 1,479.0   |   |
| June - Juin.....   | 541.5                   | 404.1   | 772.5   | 884.3  | 273.1                                 | 374.5                               | 1,531.9   |   |
| July - Juillet.....  | 534.7                   | 504.5   | 742.3   | 905.4  | 272.8                                 | 351.0                               | 1,529.2   |   |
| August - Août.....   | 470.2                   | 557.9   | 830.1   | 905.2  | 288.9                                 | 350.2                               | 1,544.2   |   |
| September - Septembre.....                                       | 548.5                   | 592.3   | 873.8   | 913.2  | 292.1                                 | 356.7                               | 1,562.1   |   |
| October - Octobre.....   | 588.3                   | 586.7   | 872.2   | 934.4  | 292.1                                 | 374.4                               | 1,590.9   |   |
| November - Novembre.....   | 576.1                   | 598.6   | 894.7   | 938.8  | 285.9                                 | 386.3                               | 1,611.0   |   |
| December - Décembre.....   | 563.3                   | 541.5   | 872.9   | 964.0  | 293.0                                 | 411.0                               | 1,668.0   |   |
| Total.....   | 6,553.7                 |   |   |  |                                       |                                     |   |   |
| 1976 - January - Janvier.....                                    | 533.7                   | 495.9   | 835.1   | 837.4  | 327.1                                 | 417.7                               | 1,582.3   |   |
| February - Février.....  | 557.8                   | 559.3   | 836.6   | 838.6  | 326.5                                 | 437.6                               | 1,602.7   |   |
| March - Mars.....  | 646.8                   | 723.5   | 913.4   | 800.3  | 323.7                                 | 453.4                               | 1,577.4   |   |
| April - Avril.....   | 637.0                   | 721.6   | 998.0   | 799.2  | 319.6                                 | 469.3                               | 1,588.1   |   |
| May - Mai.....   | 656.4                   | 591.1   | 932.7   | 831.8  | 327.4                                 | 468.4                               | 1,627.6   |   |
| June - Juin.....   | 647.2                   | 601.9   | 887.4   | 872.7  | 329.7                                 | 451.2                               | 1,623.6   |   |
| July - Juillet.....  | 530.2                   | 512.6   | 869.8   | 876.0  | 336.9                                 | 462.0                               | 1,609.8   |   |
| August(r) - Août(r).....   | 570.2                   | 549.2   | 848.8   | 860.0  | 339.3                                 | 448.7                               | 1,648.1   |   |
| Septembert(p) - Septembre(p).....                                | 622.9                   | 519.3   | 745.1   | 870.9  | 338.8                                 | 453.6                               | 1,663.3   |   |
| October - Octobre.....   |                         |   |   |  |                                       |                                     |   |   |
| November - Novembre.....   |                         |   |   |  |                                       |                                     |   |   |
| December - Décembre.....   |                         |   |   |  |                                       |                                     |   |   |
| Total.....   |                         |   |   |  |                                       |                                     |   |   |
| 1976 - Year-to-date - Total cumulatif.....                       | 5,402.2                 |   |   |  |                                       |                                     |   |   |
| 1975 - Year-to-date - Total cumulatif.....                       | 4,826.1                 |   |   |  |                                       |                                     |   |   |
| Per cent change - Variation en pourcentage                       |                         |   |   |  |                                       |                                     |   |   |
| Current month/prior month - Mois courant/mois précédent.....     | + 9.2                   | - 5.4   | - 12.2  | + 1.3  | - 0.2                                 | + 1.1                               | + 0.9   |   |
| Current month - 1976/1975 - Mois courant.....                    | + 13.6                  | - 12.3  | - 14.7  | - 4.6  | + 16.0                                | + 27.2                              | + 6.5   |   |
| Year-to-date - 1976/1975 - Total cumulatif.....                  | + 11.9                  |   |   |  |                                       |                                     |   |   |
| Adjusted for seasonal variation - Chiffres désaisonnalisés       |                         |   |   |  |                                       |                                     |   |   |
| M.C.D. - M.D.C. ....   | 3                       | 6   | 3   | 2  | 2                                     | 2                                   | 1   |   |
| 1975 - January - Janvier.....                                    | 555.3                   | 495.2   | 938.5   | 763.6  | 242.3                                 | 286.9                               | 1,292.8   |   |
| February - Février.....  | 555.4                   | 543.7   | 926.8   | 773.3  | 246.7                                 | 299.7                               | 1,319.7   |   |
| March - Mars.....  | 532.8                   | 500.0   | 894.0   | 794.3  | 241.9                                 | 314.6                               | 1,350.8   |   |
| April - Avril.....   | 520.1                   | 487.6   | 861.5   | 822.4  | 256.5                                 | 326.3                               | 1,405.2   |   |
| May - Mai.....   | 511.7                   | 502.1   | 851.9   | 849.3  | 296.4                                 | 347.7                               | 1,493.4   |   |
| June - Juin.....   | 517.2                   | 428.7   | 763.4   | 896.8  | 280.1                                 | 373.4                               | 1,550.3   |   |
| July - Juillet.....  | 560.6                   | 540.7   | 743.5   | 878.2  | 279.1                                 | 358.4                               | 1,515.7   |   |
| August - Août.....   | 538.7                   | 658.3   | 863.1   | 879.8  | 281.8                                 | 360.1                               | 1,521.7   |   |
| September - Septembre.....                                       | 537.8                   | 592.1   | 917.4   | 893.9  | 285.9                                 | 372.5                               | 1,552.3   |   |
| October - Octobre.....   | 567.7                   | 575.5   | 925.2   | 908.4  | 281.5                                 | 384.5                               | 1,574.4   |   |
| November - Novembre.....   | 574.8                   | 579.3   | 929.7   | 919.4  | 287.4                                 | 403.4                               | 1,610.2   |   |
| December - Décembre.....   | 590.7                   | 552.3   | 891.3   | 916.6  | 290.7                                 | 421.6                               | 1,628.9   |   |
| 1976 - January - Janvier.....                                    | 545.4                   | 458.6   | 804.5   | 833.7  | 317.7                                 | 417.1                               | 1,568.5   |   |
| February - Février.....  | 567.4                   | 570.6   | 807.7   | 872.6  | 333.1                                 | 425.0                               | 1,630.7   |   |
| March - Mars.....  | 597.2                   | 664.2   | 874.7   | 860.8  | 324.5                                 | 435.2                               | 1,620.5   |   |
| April - Avril.....   | 622.2                   | 742.2   | 994.7   | 832.4  | 316.7                                 | 440.6                               | 1,589.7   |   |
| May - Mai.....   | 624.3                   | 502.5   | 872.9   | 853.5  | 335.1                                 | 449.0                               | 1,637.6   |   |
| June - Juin.....   | 601.3                   | 607.0   | 878.6   | 884.9  | 338.0                                 | 450.0                               | 1,672.9   |   |
| July - Juillet.....  | 569.8                   | 563.1   | 871.9   | 848.5  | 344.7                                 | 472.4                               | 1,665.6   |   |
| August(r) - Août(r).....   | 641.3                   | 652.4   | 883.0   | 836.0  | 331.0                                 | 462.1                               | 1,629.1   |   |
| Septembert(p) - Septembre(p).....                                | 599.3                   | 497.9   | 781.6   | 853.0  | 331.3                                 | 473.7                               | 1,658.0   |   |
| October - Octobre.....   |                         |   |   |  |                                       |                                     |   |   |
| November - Novembre.....   |                         |   |   |  |                                       |                                     |   |   |
| December - Décembre.....   |                         |   |   |  |                                       |                                     |   |   |
| Per cent change - Variation en pourcentage                       |                         |   |   |  |                                       |                                     |   |   |
| Current month/prior month - Mois courant/mois précédent.....     | - 4.5                   | - 13.7  | - 11.5  | + 2.0  | + 0.1                                 | + 2.5                               | + 1.8   |   |

See footnote(s) on page 63. - Voir note(s) à la page 63.

TABLE 3. Estimated Value of Shipments, Orders and Inventory in Manufacturing Industries grouped according to the Standard Industrial Classification - Continued

TABLEAU 3. Valeur estimative des livraisons, commandes et stocks des industries manufacturières groupées d'après la classification type des industries - suite

Group 13 - Metal Fabricating Industries (except Machinery and Transportation Equipment Industries)

Groupe 13 - Fabrication de produits en métal (sauf machines et équipement de transport)

| Date   | Shipments<br>Livraisons | New orders received during month<br>Nouvelles commandes reçues au cours du mois | Unfilled orders at end of month<br>Commandes en carnet à la fin du mois | All inventory held at end of month<br>Ensemble des stocks détenus à la fin du mois |                                       |                                     |         | Inventory held but not owned<br>Stocks détenus mais non possédés | Total inventory owned<br>Total des stocks possédés |
|--|-------------------------|---|---|--|---------------------------------------|-------------------------------------|---------|--|--|
|  |                         |   |   | Raw materials<br>Matières premières  | Goods in process<br>Produits en cours | Finished products<br>Produits finis | Total   |  |  |
|  |                         |   |   |  |                                       |                                     |         |  |  |
| millions of dollars - en millions de dollars                     |                         |   |   |  |                                       |                                     |         |  |  |
| Unadjusted for seasonal variation - Chiffres non-désaisonnalisés |                         |   |   |  |                                       |                                     |         |  |  |
| 1973 - Average - Moyenne.....                                    | 378.2                   | 411.4   | 911.1   | 376.4  | 307.0                                 | 189.1                               | 872.6   | 107.8  | 764.8  |
| 1974 - Average - Moyenne.....                                    | 485.8                   | 528.8   | 1,506.1   | 548.7  | 429.9                                 | 227.4                               | 1,206.2 | 161.4  | 1,044.7  |
| 1975 - Average - Moyenne.....                                    | 506.3                   | 505.7   | 1,648.5   | 630.6  | 521.7                                 | 288.8                               | 1,441.2 | 178.4  | 1,262.8  |
| 1975 - January - Janvier.....                                    | 465.7                   | 409.1   | 1,675.5   | 648.1  | 487.2                                 | 275.8                               | 1,411.1 | 156.8  | 1,254.3  |
| February - Février.....  | 470.8                   | 449.7   | 1,654.5   | 651.1  | 497.6                                 | 281.3                               | 1,430.0 | 160.6  | 1,269.4  |
| March - Mars.....  | 505.6                   | 483.5   | 1,632.5   | 673.5  | 485.4                                 | 286.4                               | 1,445.3 | 157.0  | 1,288.4  |
| April - Avril.....   | 503.1                   | 457.8   | 1,587.1   | 659.7  | 498.4                                 | 292.3                               | 1,450.4 | 162.6  | 1,287.8  |
| May - Mai.....   | 505.0                   | 535.7   | 1,617.8   | 643.2  | 509.7                                 | 294.9                               | 1,447.8 | 182.4  | 1,265.3  |
| June - Juin.....   | 522.9                   | 544.0   | 1,639.0   | 636.9  | 509.2                                 | 291.1                               | 1,437.2 | 178.7  | 1,258.5  |
| July - Juillet.....  | 508.1                   | 540.1   | 1,670.9   | 638.7  | 522.5                                 | 277.4                               | 1,438.6 | 184.7  | 1,253.9  |
| August - Août.....   | 484.1                   | 491.9   | 1,678.8   | 620.7  | 542.6                                 | 285.2                               | 1,448.4 | 197.6  | 1,250.8  |
| September - Septembre.....                                       | 533.6                   | 522.2   | 1,667.3   | 610.2  | 544.2                                 | 299.8                               | 1,454.2 | 187.7  | 1,266.5  |
| October - Octobre.....   | 547.2                   | 559.7   | 1,679.8   | 599.2  | 549.4                                 | 296.4                               | 1,445.0 | 202.0  | 1,243.0  |
| November - Novembre.....   | 518.8                   | 493.0   | 1,654.0   | 587.2  | 572.2                                 | 285.6                               | 1,445.0 | 202.4  | 1,242.6  |
| December - Décembre.....   | 510.7                   | 482.1   | 1,625.3   | 599.1  | 543.2                                 | 299.7                               | 1,442.0 | 168.4  | 1,273.6  |
| Total.....   | 6,075.7                 |   |   |  |                                       |                                     |         |  |  |
| 1976 - January - Janvier.....                                    | 475.8                   | 448.2   | 1,597.8   | 605.4  | 568.3                                 | 308.8                               | 1,482.5 | 169.1  | 1,313.4  |
| February - Février.....  | 504.5                   | 457.7   | 1,551.0   | 611.1  | 596.1                                 | 316.8                               | 1,524.1 | 173.5  | 1,350.6  |
| March - Mars.....  | 582.6                   | 565.4   | 1,533.8   | 629.8  | 570.4                                 | 315.7                               | 1,515.9 | 151.9  | 1,364.0  |
| April - Avril.....   | 567.0                   | 534.0   | 1,500.8   | 622.6  | 561.8                                 | 312.0                               | 1,496.4 | 154.0  | 1,342.4  |
| May - Mai.....   | 560.4                   | 646.8   | 1,587.2   | 619.2  | 585.9                                 | 315.9                               | 1,521.0 | 178.9  | 1,342.1  |
| June - Juin.....   | 609.3                   | 611.1   | 1,589.0   | 622.4  | 560.4                                 | 321.9                               | 1,504.7 | 160.1  | 1,344.6  |
| July - Juillet.....  | 540.6                   | 539.9   | 1,588.3   | 620.1  | 563.7                                 | 326.7                               | 1,510.5 | 170.1  | 1,340.4  |
| August(r) - Août(r).....   | 557.3                   | 577.6   | 1,608.6   | 621.2  | 582.4                                 | 314.0                               | 1,517.5 | 180.0  | 1,337.5  |
| September(p) - Septembre(p).....                                 | 611.0                   | 620.2   | 1,617.7   | 616.1  | 572.7                                 | 328.4                               | 1,517.2 | 175.0  | 1,342.3  |
| October - Octobre.....   |                         |   |   |  |                                       |                                     |         |  |  |
| November - Novembre.....   |                         |   |   |  |                                       |                                     |         |  |  |
| December - Décembre.....   |                         |   |   |  |                                       |                                     |         |  |  |
| Total.....   |                         |   |   |  |                                       |                                     |         |  |  |
| 1976 - Year-to-date - Total cumulatif.....                       | 5,008.5                 |   |   |  |                                       |                                     |         |  |  |
| 1975 - Year-to-date - Total cumulatif.....                       | 4,498.9                 |   |   |  |                                       |                                     |         |  |  |
| Per cent change - Variation en pourcentage                       |                         |   |   |  |                                       |                                     |         |  |  |
| Current month/prior month - Mois courant/mois précédent.....     | + 9.6                   | + 7.4   | + 0.6   | - 0.8  | - 1.7                                 | + 4.6                               | - 0.02  | - 2.8  | + 0.4  |
| Current month - 1976/1975 - Mois courant.....                    | + 14.5                  | + 18.8  | - 3.0   | + 1.0  | + 5.2                                 | + 9.5                               | + 4.3   | - 6.8  | + 6.0  |
| Year-to-date - 1976/1975 - Total cumulatif.....                  | + 11.3                  |   |   |  |                                       |                                     |         |  |  |
| Adjusted for seasonal variation - Chiffres désaisonnalisés       |                         |   |   |  |                                       |                                     |         |  |  |
| M.C.D. - M.D.C.  | 3                       | 4   | 1   | 1  | 2                                     | 2                                   | 1       | 3  | 1  |
| 1975 - January - Janvier.....                                    | 506.1                   | 507.7   | 1,694.0   | 640.3  | 513.2                                 | 273.5                               | 1,427.0 | 177.6  | 1,249.4  |
| February - Février.....  | 502.5                   | 487.0   | 1,678.5   | 645.5  | 514.9                                 | 275.7                               | 1,436.1 | 175.9  | 1,260.2  |
| March - Mars.....  | 494.1                   | 455.0   | 1,639.4   | 664.5  | 496.3                                 | 283.0                               | 1,443.8 | 164.4  | 1,279.4  |
| April - Avril.....   | 498.2                   | 469.2   | 1,610.4   | 649.9  | 495.9                                 | 289.4                               | 1,435.2 | 161.9  | 1,273.3  |
| May - Mai.....   | 492.8                   | 491.9   | 1,609.5   | 642.8  | 499.0                                 | 289.6                               | 1,431.4 | 177.5  | 1,253.9  |
| June - Juin.....   | 496.3                   | 488.6   | 1,601.8   | 622.4  | 500.5                                 | 291.8                               | 1,414.7 | 173.8  | 1,240.9  |
| July - Juillet.....  | 506.7                   | 523.2   | 1,618.3   | 632.0  | 506.9                                 | 288.7                               | 1,427.6 | 174.3  | 1,253.3  |
| August - Août.....   | 515.1                   | 525.4   | 1,628.6   | 624.8  | 521.6                                 | 292.5                               | 1,438.9 | 182.2  | 1,256.7  |
| September - Septembre.....                                       | 500.8                   | 528.6   | 1,656.4   | 618.1  | 537.0                                 | 303.5                               | 1,458.6 | 179.4  | 1,279.2  |
| October - Octobre.....   | 516.9                   | 547.8   | 1,687.3   | 613.0  | 536.7                                 | 295.0                               | 1,444.7 | 185.5  | 1,259.2  |
| November - Novembre.....   | 524.3                   | 516.7   | 1,679.7   | 611.6  | 558.5                                 | 288.8                               | 1,458.9 | 190.1  | 1,268.8  |
| December - Décembre.....   | 524.6                   | 532.1   | 1,687.2   | 601.5  | 584.5                                 | 293.9                               | 1,479.9 | 198.8  | 1,281.1  |
| 1976 - January - Janvier.....                                    | 527.0                   | 453.8   | 1,614.1   | 597.2  | 598.2                                 | 306.4                               | 1,501.8 | 191.5  | 1,310.3  |
| February - Février.....  | 530.6                   | 490.0   | 1,573.5   | 605.4  | 616.7                                 | 310.7                               | 1,532.8 | 190.2  | 1,342.6  |
| March - Mars.....  | 541.7                   | 507.7   | 1,539.5   | 621.1  | 583.0                                 | 312.3                               | 1,516.4 | 159.2  | 1,357.2  |
| April - Avril.....   | 570.6                   | 555.2   | 1,524.1   | 613.8  | 559.1                                 | 309.5                               | 1,482.4 | 153.2  | 1,329.2  |
| May - Mai.....   | 559.8                   | 614.4   | 1,578.7   | 619.2  | 574.0                                 | 310.7                               | 1,503.9 | 174.4  | 1,329.5  |
| June - Juin.....   | 556.7                   | 530.9   | 1,552.9   | 608.2  | 550.8                                 | 323.1                               | 1,482.1 | 155.8  | 1,326.3  |
| July - Juillet.....  | 556.2                   | 541.7   | 1,538.4   | 613.9  | 546.8                                 | 340.5                               | 1,501.2 | 160.6  | 1,340.6  |
| August(r) - Août(r).....   | 580.6                   | 602.6   | 1,560.4   | 625.9  | 560.1                                 | 322.1                               | 1,508.1 | 165.8  | 1,342.3  |
| September(p) - Septembre(p).....                                 | 565.6                   | 613.4   | 1,608.2   | 623.8  | 566.2                                 | 332.3                               | 1,522.3 | 167.7  | 1,354.6  |
| October - Octobre.....   |                         |   |   |  |                                       |                                     |         |  |  |
| November - Novembre.....   |                         |   |   |  |                                       |                                     |         |  |  |
| December - Décembre.....   |                         |   |   |  |                                       |                                     |         |  |  |
| Per cent change - Variation en pourcentage                       |                         |   |   |  |                                       |                                     |         |  |  |
| Current month/prior month - Mois courant/mois précédent.....     | - 2.6                   | + 1.8   | + 3.1   | - 0.3  | + 1.1                                 | + 3.2                               | + 0.9   | + 1.1  | + 0.9  |

TABLE 3. Estimated Value of Shipments, Orders and Inventory in Manufacturing Industries grouped according to the Standard Industrial Classification - Continued

TABLEAU 3. Valeur estimative des livraisons, commandes et stocks des industries manufacturières groupées d'après la classification type des industries - suite

Group 14 - Machinery Industries (Except Electrical Machinery)  
 Groupe 14 - Fabrication de machines (sauf électriques)

| Date   | Shipments<br>Livraisons | New orders received during month<br>Nouvelles commandes reçues au cours du mois | Unfilled orders at end of month<br>Commandes en carnet à la fin du mois | All inventory held at end of month<br>Ensemble des stocks détenus à la fin du mois |                                       |                                     | Inventory held but not owned<br>Stocks détenus mais non possédés | Total inventory owned<br>Total des stocks possédés |         |
|--|-------------------------|---|---|--|---------------------------------------|-------------------------------------|--|--|---------|
|  |                         |   |   | Raw materials<br>Matières premières  | Goods in process<br>Produits en cours | Finished products<br>Produits finis |  |  |         |
|  |                         |   |   | Total  |                                       |                                     |  |  |         |
| millions of dollars - en millions de dollars                     |                         |   |   |  |                                       |                                     |  |  |         |
| Unadjusted for seasonal variation - Chiffres non-désaisonnalisés |                         |   |   |  |                                       |                                     |  |  |         |
| 1973 - Average - Moyenne.....                                    | 202.6                   | 240.3   | 952.4   | 259.9  | 289.8                                 | 168.5                               | 718.3  | 82.2   | 636.0   |
| 1974 - Average - Moyenne.....                                    | 261.3                   | 310.8   | 1,480.8   | 387.8  | 355.8                                 | 177.7                               | 921.4  | 100.3  | 821.0   |
| 1975 - Average - Moyenne.....                                    | 307.9                   | 308.8   | 1,828.1   | 513.3  | 436.6                                 | 235.7                               | 1,185.8  | 138.3  | 1,047.4 |
| 1975 - January - Janvier.....                                    | 277.6                   | 339.5   | 1,868.7   | 503.4  | 440.9                                 | 213.4                               | 1,157.7  | 136.4  | 1,021.4 |
| February - Février.....  | 304.7                   | 311.2   | 1,875.2   | 508.6  | 448.3                                 | 224.9                               | 1,181.8  | 141.7  | 1,040.1 |
| March - Mars.....  | 329.0                   | 284.8   | 1,831.1   | 522.7  | 466.8                                 | 235.3                               | 1,224.8  | 152.4  | 1,072.4 |
| April - Avril.....   | 353.8                   | 321.5   | 1,798.8   | 530.2  | 427.9                                 | 246.0                               | 1,204.0  | 119.8  | 1,084.2 |
| May - Mai.....   | 325.3                   | 344.1   | 1,817.6   | 527.7  | 429.7                                 | 239.0                               | 1,196.4  | 122.0  | 1,074.3 |
| June - Juin.....   | 313.5                   | 292.4   | 1,796.6   | 528.9  | 414.6                                 | 247.0                               | 1,190.4  | 123.7  | 1,066.6 |
| July - Juillet.....  | 291.0                   | 318.2   | 1,823.8   | 525.7  | 410.6                                 | 234.4                               | 1,170.6  | 129.3  | 1,041.3 |
| August - Août.....   | 272.9                   | 295.2   | 1,846.1   | 521.0  | 413.1                                 | 235.3                               | 1,169.5  | 136.4  | 1,033.0 |
| September - Septembre.....                                       | 302.9                   | 261.5   | 1,804.7   | 504.9  | 432.7                                 | 234.0                               | 1,171.6  | 139.5  | 1,032.1 |
| October - Octobre.....   | 303.1                   | 277.5   | 1,779.1   | 510.6  | 431.5                                 | 239.9                               | 1,181.9  | 143.5  | 1,038.4 |
| November - Novembre.....   | 309.8                   | 409.0   | 1,878.3   | 491.4  | 445.4                                 | 238.6                               | 1,175.4  | 152.5  | 1,022.9 |
| December - Décembre.....   | 311.7                   | 251.0   | 1,817.6   | 485.0  | 478.5                                 | 241.9                               | 1,205.4  | 162.9  | 1,042.5 |
| <b>Total.....</b>  | <b>3,695.2</b>          |   |   |  |                                       |                                     |  |  |         |
| 1976 - January - Janvier.....                                    | 293.0                   | 347.4   | 1,872.0   | 479.4  | 477.7                                 | 254.7                               | 1,211.8  | 175.2  | 1,036.7 |
| February - Février.....  | 328.6                   | 324.8   | 1,868.1   | 476.0  | 487.6                                 | 259.0                               | 1,222.6  | 182.7  | 1,039.9 |
| March - Mars.....  | 382.7                   | 345.5   | 1,830.9   | 481.8  | 493.1                                 | 255.3                               | 1,230.2  | 192.1  | 1,038.1 |
| April - Avril.....   | 368.2                   | 335.0   | 1,797.7   | 461.3  | 460.4                                 | 249.9                               | 1,171.6  | 164.2  | 1,007.3 |
| May - Mai.....   | 354.3                   | 286.2   | 1,729.6   | 462.7  | 438.1                                 | 234.1                               | 1,135.0  | 150.8  | 984.2   |
| June - Juin.....   | 381.4                   | 320.4   | 1,668.5   | 448.8  | 426.5                                 | 227.9                               | 1,103.2  | 151.0  | 982.3   |
| July - Juillet.....  | 296.8                   | 302.3   | 1,674.1   | 454.9  | 441.2                                 | 232.0                               | 1,128.1  | 166.9  | 961.2   |
| August(r) - Août(r).....   | 276.1                   | 283.8   | 1,681.7   | 459.5  | 443.4                                 | 223.2                               | 1,126.2  | 168.9  | 987.2   |
| September(p) - Septembre(p).....                                 | 315.4                   | 247.9   | 1,614.2   | 466.5  | 454.9                                 | 233.8                               | 1,155.1  | 177.6  | 977.2   |
| October - Octobre.....   |                         |   |   |  |                                       |                                     |  |  |         |
| November - Novembre.....   |                         |   |   |  |                                       |                                     |  |  |         |
| December - Décembre.....   |                         |   |   |  |                                       |                                     |  |  |         |
| <b>Total.....</b>  | <b>2,996.6</b>          |   |   |  |                                       |                                     |  |  |         |
| 1975 - Year-to-date - Total cumulatif.....                       | <b>2,770.6</b>          |   |   |  |                                       |                                     |  |  |         |
| Per cent change - Variation en pourcentage                       |                         |   |   |  |                                       |                                     |  |  |         |
| Current month/prior month - Mois courant/mois précédent.....     | + 14.2                  | - 12.6  | - 4.0   | + 1.5  | + 2.6                                 | + 4.7                               | + 2.6  | + 5.1  | + 2.1   |
| Current month - 1976/1975 - Mois courant.....                    | + 4.1                   | - 5.2   | - 10.6  | - 7.6  | + 5.1                                 | - 0.1                               | - 1.4  | + 27.3   | - 5.3   |
| Year-to-date - 1976/1975 - Total cumulatif.....                  | + 8.2                   |   |   |  |                                       |                                     |  |  |         |
| Adjusted for seasonal variation - Chiffres désaisonnalisés       |                         |   |   |  |                                       |                                     |  |  |         |
| M.C.D. - M.D.C.....  | 4                       | 6   | 1   | 1  | 2                                     | 2                                   | 1  | 3  | 1       |
| 1975 - January - Janvier.....                                    | 300.4                   | 358.4   | 1,808.2   | 493.7  | 436.9                                 | 209.2                               | 1,139.8  | 134.7  | 1,005.1 |
| February - Février.....  | 305.6                   | 333.9   | 1,836.5   | 500.0  | 436.9                                 | 215.1                               | 1,152.0  | 137.7  | 1,014.3 |
| March - Mars.....  | 294.0                   | 301.4   | 1,843.9   | 515.2  | 446.0                                 | 224.5                               | 1,185.7  | 140.5  | 1,045.2 |
| April - Avril.....   | 309.6                   | 306.4   | 1,840.7   | 526.7  | 433.8                                 | 239.3                               | 1,199.8  | 131.3  | 1,068.5 |
| May - Mai.....   | 299.9                   | 327.9   | 1,868.7   | 528.2  | 428.9                                 | 234.2                               | 1,191.3  | 124.0  | 1,067.3 |
| June - Juin.....   | 288.2                   | 277.9   | 1,858.4   | 541.3  | 423.4                                 | 246.2                               | 1,210.9  | 129.8  | 1,081.1 |
| July - Juillet.....  | 310.4                   | 309.0   | 1,857.0   | 538.7  | 426.8                                 | 244.9                               | 1,210.4  | 130.6  | 1,079.8 |
| August - Août.....   | 339.3                   | 344.7   | 1,862.4   | 526.5  | 421.3                                 | 246.7                               | 1,194.5  | 133.4  | 1,061.1 |
| September - Septembre.....                                       | 321.5                   | 272.1   | 1,813.0   | 514.7  | 433.2                                 | 247.2                               | 1,195.1  | 139.6  | 1,055.5 |
| October - Octobre.....   | 310.0                   | 264.1   | 1,767.1   | 517.2  | 432.5                                 | 246.8                               | 1,196.5  | 143.8  | 1,052.7 |
| November - Novembre.....   | 317.7                   | 378.2   | 1,827.6   | 489.3  | 439.8                                 | 240.8                               | 1,169.9  | 150.0  | 1,019.9 |
| December - Décembre.....   | 315.5                   | 245.8   | 1,757.9   | 472.5  | 478.8                                 | 238.3                               | 1,189.6  | 162.5  | 1,027.1 |
| 1976 - January - Janvier.....                                    | 318.3                   | 369.2   | 1,808.9   | 469.7  | 472.6                                 | 249.5                               | 1,191.8  | 172.6  | 1,019.2 |
| February - Février.....  | 319.6                   | 339.0   | 1,828.3   | 468.0  | 474.6                                 | 247.5                               | 1,190.1  | 177.1  | 1,013.0 |
| March - Mars.....  | 332.6                   | 351.7   | 1,847.4   | 474.8  | 470.7                                 | 243.4                               | 1,188.9  | 176.6  | 1,012.3 |
| April - Avril.....   | 321.4                   | 216.5   | 1,842.5   | 458.3  | 467.8                                 | 243.2                               | 1,169.3  | 180.9  | 988.4   |
| May - Mai.....   | 334.9                   | 274.4   | 1,782.0   | 463.8  | 437.9                                 | 229.5                               | 1,131.2  | 153.9  | 977.3   |
| June - Juin.....   | 342.2                   | 288.4   | 1,728.2   | 459.1  | 435.7                                 | 227.3                               | 1,122.1  | 159.0  | 963.1   |
| July - Juillet.....  | 324.1                   | 299.6   | 1,703.7   | 466.4  | 458.8                                 | 242.8                               | 1,168.0  | 168.4  | 999.6   |
| August(r) - Août(r).....   | 336.6                   | 329.5   | 1,696.6   | 464.5  | 452.7                                 | 234.1                               | 1,151.3  | 165.2  | 986.1   |
| September(p) - Septembre(p).....                                 | 335.7                   | 260.4   | 1,621.3   | 475.3  | 455.2                                 | 247.1                               | 1,177.6  | 178.1  | 998.5   |
| October - Octobre.....   |                         |   |   |  |                                       |                                     |  |  |         |
| November - Novembre.....   |                         |   |   |  |                                       |                                     |  |  |         |
| December - Décembre.....   |                         |   |   |  |                                       |                                     |  |  |         |
| Per cent change - Variation en pourcentage                       |                         |   |   |  |                                       |                                     |  |  |         |
| Current month/prior month - Mois courant/mois précédent.....     | - 0.2                   | - 11.0  | - 4.4   | + 3.3  | + 0.6                                 | + 3.6                               | + 7.5  | + 1.8  | + 1.4   |



TABLE 3. Estimated Value of Shipments, Orders and Inventory in Manufacturing Industries grouped according to the Standard Industrial Classification - Continued

TABLEAU 3. Valeur estimative des livraisons, commandes et stocks des industries manufacturières groupées d'après la classification type des industries - suite

Group 15 - Transportation Equipment Industries  
Groupe 15 - Fabrication d'équipement de transport

| Date   | Shipments<br>Livraisons | New orders received during month<br>Nouvelles commandes reçues au cours du mois | Unfilled orders at end of month<br>Commandes en carnet à la fin du mois | All inventory held at end of month<br>Ensemble des stocks détenus à la fin du mois |                                       |                                     | Inventory held but not owned<br>Stocks détenus mais non possédés | Total inventory owned<br>Total des stocks possédés |         |
|--|-------------------------|---|---|--|---------------------------------------|-------------------------------------|--|--|---------|
|  |                         |   |   | Total  |                                       |                                     |  |  |         |
|  |                         |   |   | Raw materials<br>Matières premières  | Goods in process<br>Produits en cours | Finished products<br>Produits finis |  |  |         |
| millions of dollars - en millions de dollars                     |                         |   |   |  |                                       |                                     |  |  |         |
| Unadjusted for seasonal variation - Chiffres non-désaisonnalisés |                         |   |   |  |                                       |                                     |  |  |         |
| 1973 - Average - Moyenne.....                                    | 754.7                   | 812.9   | 1,413.5   | 389.1  | 667.5                                 | 200.0                               | 1,256.7  | 204.8  | 1,051.8 |
| 1974 - Average - Moyenne.....                                    | 847.6                   | 911.2   | 2,286.3   | 523.9  | 751.9                                 | 242.3                               | 1,518.1  | 201.4  | 1,316.7 |
| 1975 - Average - Moyenne.....                                    | 957.0                   | 922.3   | 2,360.6   | 571.9  | 978.8                                 | 276.5                               | 1,827.2  | 349.6  | 1,477.6 |
| 1975 - January - Janvier.....                                    | 766.7                   | 748.1   | 2,598.9   | 612.6  | 847.3                                 | 268.8                               | 1,728.7  | 248.6  | 1,480.2 |
| February - Février.....  | 815.2                   | 799.8   | 2,583.5   | 595.8  | 833.8                                 | 293.3                               | 1,723.0  | 260.9  | 1,462.1 |
| March - Mars.....  | 975.2                   | 937.5   | 2,545.9   | 578.5  | 870.5                                 | 281.1                               | 1,730.0  | 298.6  | 1,431.5 |
| April - Avril.....   | 1,006.5                 | 880.0   | 2,419.4   | 561.9  | 905.8                                 | 289.8                               | 1,757.4  | 333.5  | 1,423.9 |
| May - Mai.....   | 1,023.6                 | 994.2   | 2,390.1   | 559.8  | 957.7                                 | 270.6                               | 1,788.1  | 357.5  | 1,430.6 |
| June - Juin.....   | 996.3                   | 962.5   | 2,356.2   | 549.7  | 1,000.6                               | 280.3                               | 1,830.6  | 377.0  | 1,453.7 |
| July - Juillet.....  | 801.5                   | 743.6   | 2,298.4   | 541.8  | 988.8                                 | 268.1                               | 1,798.7  | 365.2  | 1,433.4 |
| August - Août.....   | 803.6                   | 794.1   | 2,288.9   | 563.0  | 1,017.9                               | 271.3                               | 1,852.2  | 390.0  | 1,462.2 |
| September - Septembre.....                                       | 1,071.2                 | 1,047.8   | 2,265.5   | 582.8  | 1,064.5                               | 272.3                               | 1,919.6  | 438.5  | 1,481.1 |
| October - Octobre.....   | 1,129.2                 | 1,072.0   | 2,208.2   | 569.9  | 1,076.9                               | 275.3                               | 1,922.2  | 435.7  | 1,486.5 |
| November - Novembre.....   | 1,094.0                 | 1,058.4   | 2,172.6   | 565.2  | 1,094.5                               | 280.3                               | 1,940.0  | 345.9  | 1,594.2 |
| December - Décembre.....   | 1,001.9                 | 1,029.6   | 2,200.3   | 582.5  | 1,087.3                               | 267.0                               | 1,936.8  | 344.2  | 1,592.6 |
| Total.....   | 11,484.8                |   |   |  |                                       |                                     |  |  |         |
| 1976 - January - Janvier.....                                    | 1,033.7                 | 937.7   | 2,104.3   | 574.2  | 1,074.3                               | 293.2                               | 1,941.7  | 358.0  | 1,583.7 |
| February - Février.....  | 1,067.9                 | 1,076.2   | 2,112.6   | 578.0  | 1,070.6                               | 308.7                               | 1,957.3  | 365.3  | 1,592.0 |
| March - Mars.....  | 1,276.7                 | 1,204.2   | 2,040.1   | 580.1  | 1,104.6                               | 308.9                               | 1,993.5  | 332.8  | 1,660.7 |
| April - Avril.....   | 1,244.5                 | 1,230.2   | 2,025.7   | 573.0  | 1,079.2                               | 313.2                               | 1,965.4  | 355.9  | 1,609.4 |
| May - Mai.....   | 1,203.7                 | 1,134.9   | 1,956.9   | 559.2  | 990.7                                 | 310.7                               | 1,860.6  | 339.7  | 1,520.9 |
| June - Juin.....   | 1,264.8                 | 1,209.0   | 1,901.1   | 538.8  | 996.2                                 | 287.3                               | 1,822.4  | 388.9  | 1,433.4 |
| July - Juillet.....  | 742.0                   | 650.4   | 1,809.5   | 548.6  | 1,026.5                               | 250.6                               | 1,825.7  | 422.2  | 1,403.6 |
| August(r) - Août(r).....   | 990.0                   | 1,049.9   | 1,869.4   | 569.2  | 1,013.6                               | 313.5                               | 1,896.3  | 385.5  | 1,510.8 |
| September(p) - Septembre(p).....                                 | 1,104.9                 | 1,108.6   | 1,873.1   | 569.8  | 1,042.7                               | 347.1                               | 1,959.6  | 418.8  | 1,540.8 |
| October - Octobre.....   |                         |   |   |  |                                       |                                     |  |  |         |
| November - Novembre.....   |                         |   |   |  |                                       |                                     |  |  |         |
| December - Décembre.....   |                         |   |   |  |                                       |                                     |  |  |         |
| Total.....   |                         |   |   |  |                                       |                                     |  |  |         |
| 1976 - Year-to-date - Total cumulatif.....                       | 9,928.2                 |   |   |  |                                       |                                     |  |  |         |
| 1975 - Year-to-date - Total cumulatif.....                       | 8,259.7                 |   |   |  |                                       |                                     |  |  |         |
| Per cent change - Variation en pourcentage                       |                         |   |   |  |                                       |                                     |  |  |         |
| Current month/prior month - Mois courant/mois précédent.....     | + 11.6                  | + 5.6   | + 0.2   | + 0.1  | + 2.9                                 | + 10.7                              | + 3.3  | + 8.6  | + 2.0   |
| Current month - 1976/1975 - Mois courant.....                    | + 3.1                   | + 5.8   | - 17.3  | - 2.2  | - 2.0                                 | + 27.5                              | + 2.1  | - 4.5  | + 4.0   |
| Year-to-date - 1976/1975 - Total cumulatif.....                  | + 20.2                  |   |   |  |                                       |                                     |  |  |         |
| Adjusted for seasonal variation - Chiffres désaisonnalisés       |                         |   |   |  |                                       |                                     |  |  |         |
| M.C.D. - M.D.C.....  | 4                       | 6   | 2   | 2  | 2                                     | 3                                   | 2  | 2  | 2       |
| 1975 - January - Janvier.....                                    | 740.6                   | 750.7   | 2,554.7   | 606.7  | 858.5                                 | 260.4                               | 1,725.6  | 248.5  | 1,477.1 |
| February - Février.....  | 826.2                   | 832.5   | 2,561.0   | 590.7  | 859.1                                 | 267.2                               | 1,717.0  | 260.8  | 1,456.2 |
| March - Mars.....  | 913.5                   | 887.4   | 2,534.9   | 580.6  | 864.2                                 | 262.7                               | 1,707.5  | 298.5  | 1,409.0 |
| April - Avril.....   | 899.5                   | 835.5   | 2,470.9   | 571.5  | 914.9                                 | 273.5                               | 1,759.9  | 333.5  | 1,426.4 |
| May - Mai.....   | 935.2                   | 923.8   | 2,459.5   | 572.6  | 975.1                                 | 263.5                               | 1,811.2  | 357.5  | 1,453.7 |
| June - Juin.....   | 951.4                   | 930.2   | 2,438.3   | 572.2  | 1,004.7                               | 276.0                               | 1,852.9  | 376.9  | 1,476.0 |
| July - Juillet.....  | 1,015.3                 | 902.0   | 2,325.0   | 556.3  | 1,042.4                               | 292.2                               | 1,890.9  | 365.2  | 1,525.7 |
| August - Août.....   | 1,163.2                 | 1,142.2   | 2,304.0   | 560.6  | 1,011.3                               | 289.2                               | 1,861.1  | 389.9  | 1,471.2 |
| September - Septembre.....                                       | 1,037.8                 | 938.0   | 2,204.2   | 575.7  | 1,024.8                               | 286.9                               | 1,887.4  | 438.5  | 1,448.9 |
| October - Octobre.....   | 990.8                   | 959.0   | 2,172.4   | 568.3  | 1,049.0                               | 284.8                               | 1,902.1  | 435.7  | 1,466.4 |
| November - Novembre.....   | 1,030.0                 | 1,038.9   | 2,181.3   | 552.5  | 1,045.3                               | 286.5                               | 1,884.3  | 345.8  | 1,538.5 |
| December - Décembre.....   | 1,042.3                 | 997.3   | 2,136.3   | 556.0  | 1,088.6                               | 281.7                               | 1,926.3  | 344.1  | 1,582.2 |
| 1976 - January - Janvier.....                                    | 1,041.7                 | 973.8   | 2,068.5   | 568.5  | 1,089.6                               | 284.1                               | 1,942.2  | 358.0  | 1,584.2 |
| February - Février.....  | 1,084.2                 | 1,107.6   | 2,091.9   | 572.8  | 1,103.7                               | 280.5                               | 1,957.0  | 365.3  | 1,591.7 |
| March - Mars.....  | 1,102.8                 | 1,045.1   | 2,034.2   | 582.5  | 1,096.1                               | 288.2                               | 1,966.8  | 332.8  | 1,634.0 |
| April - Avril.....   | 1,181.8                 | 1,218.9   | 2,071.3   | 583.0  | 1,091.1                               | 295.6                               | 1,967.7  | 355.9  | 1,613.8 |
| May - Mai.....   | 1,130.9                 | 1,074.5   | 2,014.9   | 572.2  | 1,008.9                               | 302.7                               | 1,883.8  | 339.7  | 1,544.1 |
| June - Juin.....   | 1,112.0                 | 1,064.7   | 1,967.6   | 561.3  | 1,000.5                               | 283.2                               | 1,845.0  | 388.9  | 1,456.1 |
| July - Juillet.....  | 981.9                   | 844.3   | 1,830.0   | 563.4  | 1,081.3                               | 273.1                               | 1,917.8  | 422.2  | 1,495.6 |
| August(r) - Août(r).....   | 1,425.7                 | 1,476.8   | 1,881.1   | 567.2  | 1,006.6                               | 335.5                               | 1,909.3  | 385.5  | 1,523.8 |
| September(p) - Septembre(p).....                                 | 1,055.4                 | 996.6   | 1,822.3   | 562.7  | 1,004.0                               | 366.0                               | 1,932.7  | 418.8  | 1,513.9 |
| October - Octobre.....   |                         |   |   |  |                                       |                                     |  |  |         |
| November - Novembre.....   |                         |   |   |  |                                       |                                     |  |  |         |
| December - Décembre.....   |                         |   |   |  |                                       |                                     |  |  |         |
| Per cent change - Variation en pourcentage                       |                         |   |   |  |                                       |                                     |  |  |         |
| Current month/prior month - Mois courant/mois précédent.....     | - 26.0                  | - 32.5  | - 3.1   | - 0.8  | - 0.3                                 | + 9.1                               | + 1.2  | + 8.6  | - 0.6   |

TABLE 3. Estimated Value of Shipments, Orders and Inventory in Manufacturing Industries grouped according to the Standard Industrial Classification - Continued

TABLEAU 3. Valeur estimative des livraisons, commandes et stocks des industries manufacturières groupées d'après la classification type des industries - suite

Group 16 - Electrical Products Industries  
Groupe 16 - Fabrication de produits électriques

| Date   | Shipments<br>Livraisons | New orders received during month<br>Nouvelles commandes reçues au cours du mois | Unfilled orders at end of month<br>Commandes en carnet à la fin du mois | All inventory held at end of month<br>Ensemble des stocks détenus à la fin du mois |                                       |                                     |         | Inventory held but not owned<br>Stocks détenus mais non possédés | Total inventory owned<br>Total des stocks possédés |
|--|-------------------------|---|---|--|---------------------------------------|-------------------------------------|---------|--|--|
|  |                         |   |   |  |                                       |                                     |         |  |  |
|  |                         |   |   | Raw materials<br>Matières premières  | Goods in process<br>Produits en cours | Finished products<br>Produits finis | Total   |  |  |
| millions of dollars - en millions de dollars                     |                         |   |   |  |                                       |                                     |         |  |  |
| Unadjusted for seasonal variation - Chiffres non-désaisonnalisés |                         |   |   |  |                                       |                                     |         |  |  |
| 1973 - Average - Moyenne.....                                    | 294.8                   | 337.1   | 1,174.7   | 262.0  | 314.3                                 | 274.8                               | 851.2   | 25.0   | 826.2  |
| 1974 - Average - Moyenne.....                                    | 362.1                   | 408.0   | 1,815.0   | 378.3  | 447.9                                 | 321.0                               | 1,147.4 | 54.4   | 1,093.0  |
| 1975 - Average - Moyenne.....                                    | 378.7                   | 372.7   | 2,017.8   | 410.0  | 465.0                                 | 368.1                               | 1,243.2 | 92.7   | 1,150.4  |
| 1975 - January - Janvier.....                                    | 337.4                   | 383.1   | 2,045.9   | 445.1  | 455.8                                 | 373.5                               | 1,274.4 | 76.1   | 1,198.3  |
| February - Février.....  | 355.0                   | 382.7   | 2,073.6   | 443.4  | 467.9                                 | 392.1                               | 1,303.4 | 80.2   | 1,223.3  |
| March - Mars.....  | 398.7                   | 400.3   | 2,075.3   | 425.9  | 472.1                                 | 395.9                               | 1,294.0 | 84.7   | 1,209.3  |
| April - Avril.....   | 362.7                   | 407.2   | 2,119.7   | 418.6  | 477.5                                 | 406.5                               | 1,302.5 | 95.5   | 1,207.0  |
| May - Mai.....   | 361.8                   | 360.1   | 2,118.1   | 416.4  | 474.2                                 | 408.2                               | 1,298.8 | 93.0   | 1,205.8  |
| June - Juin.....   | 411.7                   | 362.7   | 2,069.1   | 411.3  | 468.4                                 | 406.3                               | 1,285.9 | 95.3   | 1,190.6  |
| July - Juillet.....  | 345.6                   | 201.3   | 1,924.7   | 408.8  | 445.5                                 | 368.3                               | 1,222.6 | 89.6   | 1,133.0  |
| August - Août.....   | 340.9                   | 391.4   | 1,975.2   | 408.5  | 452.4                                 | 344.3                               | 1,205.2 | 89.6   | 1,115.6  |
| September - Septembre.....                                       | 422.6                   | 371.4   | 1,924.0   | 398.8  | 452.2                                 | 327.4                               | 1,178.4 | 92.7   | 1,085.6  |
| October - Octobre.....   | 412.0                   | 497.1   | 2,009.1   | 389.6  | 467.8                                 | 320.1                               | 1,177.5 | 105.2  | 1,072.3  |
| November - Novembre.....   | 395.5                   | 338.6   | 1,952.2   | 372.8  | 469.2                                 | 330.1                               | 1,172.1 | 107.8  | 1,064.2  |
| December - Décembre.....   | 401.4                   | 376.4   | 1,927.2   | 380.9  | 477.6                                 | 345.4                               | 1,203.9 | 103.6  | 1,100.3  |
| Total.....   | 4,545.4                 |   |   |  |                                       |                                     |         |  |  |
| 1976 - January - Janvier.....                                    | 357.2                   | 310.7   | 1,880.7   | 386.5  | 490.6                                 | 334.1                               | 1,211.2 | 103.5  | 1,107.7  |
| February - Février.....  | 403.9                   | 394.4   | 1,871.2   | 378.4  | 489.7                                 | 348.6                               | 1,216.7 | 106.1  | 1,110.6  |
| March - Mars.....  | 452.1                   | 376.3   | 1,795.5   | 385.7  | 493.6                                 | 375.5                               | 1,254.9 | 106.3  | 1,148.6  |
| April - Avril.....   | 405.2                   | 447.2   | 1,837.5   | 390.5  | 499.6                                 | 393.1                               | 1,283.2 | 105.8  | 1,177.4  |
| May - Mai.....   | 414.9                   | 377.1   | 1,799.7   | 389.7  | 486.8                                 | 397.7                               | 1,274.2 | 115.0  | 1,159.2  |
| June - Juin.....   | 443.1                   | 391.5   | 1,748.2   | 387.4  | 492.2                                 | 385.1                               | 1,264.8 | 113.0  | 1,151.8  |
| July - Juillet.....  | 358.0                   | 363.4   | 1,753.6   | 403.0  | 477.2                                 | 359.3                               | 1,239.5 | 113.6  | 1,125.9  |
| August(r) - Août(r).....   | 366.9                   | 362.8   | 1,749.5   | 404.7  | 484.5                                 | 346.1                               | 1,235.2 | 110.2  | 1,145.1  |
| September(p) - Septembre(p).....                                 | 429.4                   | 387.2   | 1,707.2   | 402.0  | 485.8                                 | 357.0                               | 1,244.9 | 104.1  | 1,140.8  |
| October - Octobre.....   |                         |   |   |  |                                       |                                     |         |  |  |
| November - Novembre.....   |                         |   |   |  |                                       |                                     |         |  |  |
| December - Décembre.....   |                         |   |   |  |                                       |                                     |         |  |  |
| Total.....   |                         |   |   |  |                                       |                                     |         |  |  |
| 1976 - Year-to-date - Total cumulatif.....                       | 3,630.5                 |   |   |  |                                       |                                     |         |  |  |
| 1975 - Year-to-date - Total cumulatif.....                       | 3,336.5                 |   |   |  |                                       |                                     |         |  |  |
| Per cent change - Variation en pourcentage                       |                         |   |   |  |                                       |                                     |         |  |  |
| Current month/prior month - Mois courant/mois précédent.....     | + 17.0                  | + 6.7   | + 2.4   | - 0.7  | + 0.3                                 | + 3.2                               | + 0.8   | - 5.5  | + 1.4  |
| Current month - 1976/1975 - Mois courant.....                    | + 1.6                   | + 4.3   | + 11.3  | + 0.8  | + 7.4                                 | + 9.0                               | + 5.6   | + 12.3   | + 5.1  |
| Year-to-date - 1976/1975 - Total cumulatif.....                  | + 8.8                   |   |   |  |                                       |                                     |         |  |  |
| Adjusted for seasonal variation - Chiffres désaisonnalisés       |                         |   |   |  |                                       |                                     |         |  |  |
| M.C.D. - M.D.C.....  | 3                       | 6   | 1   | 1  | 1                                     | 2                                   | 1       | 2  | 1  |
| 1975 - January - Janvier.....                                    | 369.0                   | 399.9   | 2,060.4   | 447.2  | 463.3                                 | 386.6                               | 1,297.1 | 76.0   | 1,221.1  |
| February - Février.....  | 379.0                   | 370.3   | 2,051.7   | 439.7  | 473.0                                 | 390.2                               | 1,302.9 | 80.1   | 1,222.8  |
| March - Mars.....  | 380.6                   | 387.4   | 2,058.5   | 433.4  | 474.1                                 | 382.5                               | 1,290.0 | 84.6   | 1,205.4  |
| April - Avril.....   | 368.3                   | 386.2   | 2,076.4   | 424.8  | 477.8                                 | 381.9                               | 1,284.5 | 95.5   | 1,189.0  |
| May - Mai.....   | 381.3                   | 372.9   | 2,068.0   | 416.0  | 475.1                                 | 377.9                               | 1,269.0 | 92.9   | 1,176.1  |
| June - Juin.....   | 394.2                   | 394.8   | 2,068.6   | 409.9  | 463.8                                 | 374.3                               | 1,248.0 | 95.3   | 1,152.7  |
| July - Juillet.....  | 381.1                   | 253.9   | 1,941.4   | 401.0  | 449.4                                 | 362.7                               | 1,213.1 | 89.5   | 1,123.6  |
| August - Août.....   | 381.2                   | 390.5   | 1,950.7   | 399.7  | 446.5                                 | 352.6                               | 1,198.8 | 89.6   | 1,109.2  |
| September - Septembre.....                                       | 380.6                   | 406.3   | 1,976.4   | 397.1  | 446.5                                 | 346.1                               | 1,189.7 | 92.7   | 1,097.0  |
| October - Octobre.....   | 360.3                   | 396.8   | 2,012.9   | 391.4  | 461.0                                 | 344.4                               | 1,196.8 | 105.2  | 1,091.6  |
| November - Novembre.....   | 376.4                   | 354.5   | 1,991.0   | 381.9  | 464.9                                 | 352.5                               | 1,199.3 | 107.8  | 1,091.5  |
| December - Décembre.....   | 393.5                   | 360.3   | 1,957.8   | 378.2  | 485.1                                 | 358.8                               | 1,222.1 | 103.5  | 1,118.6  |
| 1976 - January - Janvier.....                                    | 396.0                   | 332.2   | 1,894.1   | 388.4  | 499.1                                 | 345.8                               | 1,233.3 | 103.5  | 1,129.8  |
| February - Février.....  | 422.4                   | 380.3   | 1,852.0   | 375.3  | 495.4                                 | 346.6                               | 1,217.3 | 106.1  | 1,111.2  |
| March - Mars.....  | 422.4                   | 349.7   | 1,779.3   | 392.7  | 496.1                                 | 363.0                               | 1,251.8 | 106.3  | 1,145.5  |
| April - Avril.....   | 415.2                   | 434.9   | 1,799.0   | 396.7  | 499.9                                 | 369.8                               | 1,266.4 | 105.8  | 1,160.6  |
| May - Mai.....   | 437.7                   | 394.9   | 1,756.2   | 389.4  | 488.0                                 | 368.7                               | 1,246.1 | 115.0  | 1,131.1  |
| June - Juin.....   | 419.9                   | 411.3   | 1,747.6   | 386.3  | 487.6                                 | 355.0                               | 1,228.9 | 113.0  | 1,115.9  |
| July - Juillet.....  | 396.7                   | 419.7   | 1,770.6   | 395.4  | 481.5                                 | 354.1                               | 1,231.0 | 113.6  | 1,117.4  |
| August(r) - Août(r).....   | 409.7                   | 366.7   | 1,727.6   | 395.9  | 478.2                                 | 354.6                               | 1,228.7 | 110.2  | 1,118.5  |
| September(p) - Septembre(p).....                                 | 383.2                   | 410.6   | 1,755.0   | 400.3  | 479.8                                 | 377.5                               | 1,257.6 | 104.1  | 1,153.5  |
| October - Octobre.....   |                         |   |   |  |                                       |                                     |         |  |  |
| November - Novembre.....   |                         |   |   |  |                                       |                                     |         |  |  |
| December - Décembre.....   |                         |   |   |  |                                       |                                     |         |  |  |
| Per cent change - Variation en pourcentage                       |                         |   |   |  |                                       |                                     |         |  |  |
| Current month/prior month - Mois courant/mois précédent.....     | - 6.8                   | + 17.0  | + 1.6   | + 1.1  | + 0.3                                 | + 6.8                               | + 2.4   | - 5.5  | + 2.1  |



TABLE 3. Estimated Value of Shipments, Orders and Inventory in Manufacturing Industries grouped according to the Standard Industrial Classification - Continued

TABLEAU 3. Valeur estimative des livraisons, commandes et stocks des industries manufacturières groupées d'après la classification type des industries - suite

Group 17 - Non-metallic Mineral Products Industries

Groupe 17 - Fabrication de produits minéraux non métalliques

| Date   | Shipments<br>Livraisons | New orders received during month(1)<br>Nouvelles commandes reçues au cours du mois(1) | Unfilled orders at end of month(1)<br>Commandes en carnet à la fin du mois(1) | All inventory held at end of month<br>Ensemble des stocks détenus à la fin du mois |                                       |                                     | Inventory held but not owned<br>Stocks détenus mais non possédés | Total inventory owned<br>Total des stocks possédés |
|--|-------------------------|---|---|--|---------------------------------------|-------------------------------------|--|--|
|  |                         |   |   | Raw materials<br>Matières premières  | Goods in process<br>Produits en cours | Finished products<br>Produits finis |  |  |
|  |                         |   |   | Total  |                                       |                                     |  |  |
| millions of dollars - en millions de dollars                     |                         |   |   |  |                                       |                                     |  |  |
| Unadjusted for seasonal variation - Chiffres non-désaisonnalisés |                         |   |   |  |                                       |                                     |  |  |
| 1973 - Average - Moyenne.....                                    | 160.2                   |   |   | 100.5  | 26.2                                  | 117.2                               | 244.0  | 244.0  |
| 1974 - Average - Moyenne.....                                    | 190.5                   |   |   | 155.8  | 34.8                                  | 129.2                               | 319.9  | 319.9  |
| 1975 - Average - Moyenne.....                                    | 207.0                   |   |   | 190.7  | 44.6                                  | 166.2                               | 401.5  | 401.5  |
| 1975 - January - Janvier.....                                    | 152.8                   |   |   | 187.0  | 37.6                                  | 151.5                               | 376.0  | 376.0  |
| February - Février.....  | 150.8                   |   |   | 188.1  | 45.1                                  | 159.7                               | 392.9  | 392.9  |
| March - Mars.....  | 161.2                   |   |   | 185.8  | 49.4                                  | 175.7                               | 411.0  | 411.0  |
| April - Avril.....   | 188.1                   |   |   | 185.3  | 52.3                                  | 179.8                               | 417.3  | 417.3  |
| May - Mai.....   | 214.1                   |   |   | 183.1  | 52.9                                  | 178.4                               | 414.4  | 414.4  |
| June - Juin.....   | 235.0                   |   |   | 187.0  | 50.6                                  | 178.5                               | 416.1  | 416.1  |
| July - Juillet.....  | 234.4                   |   |   | 195.2  | 46.5                                  | 168.0                               | 409.8  | 409.8  |
| August - Août.....   | 225.9                   |   |   | 197.7  | 42.7                                  | 162.5                               | 402.9  | 402.9  |
| September - Septembre.....                                       | 243.9                   |   |   | 197.0  | 41.2                                  | 156.1                               | 394.4  | 394.4  |
| October - Octobre.....   | 256.9                   |   |   | 193.8  | 38.5                                  | 160.9                               | 393.2  | 393.2  |
| November - Novembre.....   | 230.6                   |   |   | 192.7  | 38.4                                  | 157.3                               | 388.4  | 388.4  |
| December - Décembre.....   | 190.7                   |   |   | 195.7  | 41.0                                  | 166.1                               | 402.8  | 402.8  |
| Total.....   | 2,484.4                 |   |   |  |                                       |                                     |  |  |
| 1976 - January - Janvier.....                                    | 170.2                   |   |   | 194.0  | 51.9                                  | 182.1                               | 428.0  | 428.0  |
| February - Février.....  | 184.8                   |   |   | 189.6  | 55.9                                  | 194.7                               | 440.3  | 440.3  |
| March - Mars.....  | 210.4                   |   |   | 189.8  | 61.9                                  | 205.1                               | 456.8  | 456.8  |
| April - Avril.....   | 241.0                   |   |   | 192.1  | 63.4                                  | 207.2                               | 462.6  | 462.6  |
| May - Mai.....   | 255.0                   |   |   | 194.2  | 60.9                                  | 206.7                               | 461.8  | 461.8  |
| June - Juin.....   | 288.0                   |   |   | 197.8  | 57.3                                  | 194.8                               | 449.9  | 449.9  |
| July - Juillet.....  | 253.7                   |   |   | 199.1  | 51.7                                  | 190.7                               | 441.4  | 441.4  |
| August(r) - Août(r).....   | 265.7                   |   |   | 204.1  | 52.0                                  | 182.2                               | 438.2  | 438.2  |
| September(p) - Septembre(p).....                                 | 256.7                   |   |   | 205.3  | 49.5                                  | 179.9                               | 434.7  | 434.7  |
| October - Octobre.....   |                         |   |   |  |                                       |                                     |  |  |
| November - Novembre.....   |                         |   |   |  |                                       |                                     |  |  |
| December - Décembre.....   |                         |   |   |  |                                       |                                     |  |  |
| Total.....   |                         |   |   |  |                                       |                                     |  |  |
| 1976 - Year-to-date - Total cumulatif.....                       | 2,125.6                 |   |   |  |                                       |                                     |  |  |
| 1975 - Year-to-date - Total cumulatif.....                       | 1,806.2                 |   |   |  |                                       |                                     |  |  |
| Per cent change - Variation en pourcentage                       |                         |   |   |  |                                       |                                     |  |  |
| Current month/prior month - Mois courant/mois précédent.....     | - 3.4                   |   |   | + 0.6  | - 4.8                                 | - 1.3                               | - 0.8  | - 0.8  |
| Current month - 1976/1975 - Mois courant.....                    | + 5.2                   |   |   | + 4.2  | + 20.1                                | + 15.2                              | + 10.2   | + 10.2   |
| Year-to-date - 1976/1975 - Total cumulatif.....                  | + 17.7                  |   |   |  |                                       |                                     |  |  |
| Adjusted for seasonal variation - Chiffres désaisonnalisés       |                         |   |   |  |                                       |                                     |  |  |
| M.C.D. - M.D.C. ....   | 3                       |   |   | 2  | 2                                     | 2                                   | 1  | 1  |
| 1975 - January - Janvier.....                                    | 195.6                   |   |   | 187.1  | 39.7                                  | 153.1                               | 379.9  | 379.9  |
| February - Février.....  | 196.7                   |   |   | 189.7  | 42.7                                  | 155.2                               | 387.6  | 387.6  |
| March - Mars.....  | 189.2                   |   |   | 180.2  | 43.1                                  | 161.3                               | 394.6  | 394.6  |
| April - Avril.....   | 196.8                   |   |   | 191.3  | 44.5                                  | 163.3                               | 399.1  | 399.1  |
| May - Mai.....   | 198.4                   |   |   | 190.0  | 45.5                                  | 162.7                               | 398.2  | 398.2  |
| June - Juin.....   | 203.2                   |   |   | 191.7  | 45.2                                  | 167.2                               | 404.1  | 404.1  |
| July - Juillet.....  | 208.6                   |   |   | 193.8  | 44.8                                  | 169.7                               | 408.3  | 408.3  |
| August - Août.....   | 205.5                   |   |   | 194.2  | 44.6                                  | 170.5                               | 409.3  | 409.3  |
| September - Septembre.....                                       | 210.2                   |   |   | 191.1  | 45.7                                  | 165.9                               | 402.7  | 402.7  |
| October - Octobre.....   | 218.0                   |   |   | 190.6  | 45.7                                  | 176.1                               | 412.4  | 412.4  |
| November - Novembre.....   | 228.7                   |   |   | 188.8  | 47.2                                  | 175.1                               | 411.1  | 411.1  |
| December - Décembre.....   | 227.1                   |   |   | 189.8  | 48.4                                  | 178.7                               | 416.9  | 416.9  |
| 1976 - January - Janvier.....                                    | 223.0                   |   |   | 194.2  | 55.1                                  | 184.0                               | 433.3  | 433.3  |
| February - Février.....  | 236.2                   |   |   | 191.2  | 53.0                                  | 189.3                               | 433.5  | 433.5  |
| March - Mars.....  | 236.0                   |   |   | 194.4  | 53.8                                  | 188.0                               | 436.2  | 436.2  |
| April - Avril.....   | 253.7                   |   |   | 198.3  | 53.8                                  | 188.2                               | 440.3  | 440.3  |
| May - Mai.....   | 242.0                   |   |   | 201.6  | 52.4                                  | 188.6                               | 442.6  | 442.6  |
| June - Juin.....   | 242.3                   |   |   | 202.9  | 51.1                                  | 182.4                               | 436.4  | 436.4  |
| July - Juillet.....  | 232.1                   |   |   | 197.6  | 49.8                                  | 192.6                               | 440.0  | 440.0  |
| August(r) - Août(r).....   | 237.0                   |   |   | 200.5  | 54.3                                  | 191.5                               | 446.3  | 446.3  |
| September(p) - Septembre(p).....                                 | 219.2                   |   |   | 199.2  | 55.0                                  | 191.1                               | 445.3  | 445.3  |
| October - Octobre.....   |                         |   |   |  |                                       |                                     |  |  |
| November - Novembre.....   |                         |   |   |  |                                       |                                     |  |  |
| December - Décembre.....   |                         |   |   |  |                                       |                                     |  |  |
| Per cent change - Variation en pourcentage                       |                         |   |   |  |                                       |                                     |  |  |
| Current month/prior month - Mois courant/mois précédent.....     | - 7.5                   |   |   | - 0.6  | + 1.3                                 | - 0.2                               | - 0.2  | - 0.2  |

TABLE 3. Estimated Value of Shipments, Orders and Inventory in Manufacturing Industries grouped according to the Standard Industrial Classification - Continued

TABLE 3. Valeur estimative des livraisons, commandes et stocks des industries manufacturières groupées d'après la classification type des industries - suite

Group 18 - Petroleum and Coal Products Industries  
Groupe 18 - Fabrication de produits du pétrole et du charbon

| Date   | Shipments<br>Livraisons | New orders received during month(1)<br>Nouvelles commandes reçues au cours du mois(1) | Unfilled orders at end of month(1)<br>Commandes en carnet à la fin du mois(1) | All inventory held at end of month<br>Ensemble des stocks détenus à la fin du mois |                                       |                                     | Inventory held but not owned<br>Stocks détenus mais non possédés | Total inventory owned<br>Total des stocks possédés |
|--|-------------------------|---|---|--|---------------------------------------|-------------------------------------|--|--|
|  |                         |   |   | Raw materials<br>Matières premières  | Goods in process<br>Produits en cours | Finished products<br>Produits finis |  |  |
|  |                         |   |   | Total  |                                       |                                     |  |  |
| millions of dollars - en millions de dollars                     |                         |   |   |  |                                       |                                     |  |  |
| Unadjusted for seasonal variation - Chiffres non-désaisonnalisés |                         |   |   |  |                                       |                                     |  |  |
| 1973 - Average - Moyenne.....                                    | 256.1                   |   | 121.6   | 39.6   | 222.2                                 | 383.5                               | -  | 383.5  |
| 1974 - Average - Moyenne.....                                    | 432.4                   |   | 242.5   | 69.2   | 427.9                                 | 739.7                               | -  | 739.7  |
| 1975 - Average - Moyenne.....                                    | 524.5                   |   | 287.1   | 91.3   | 515.1                                 | 893.6                               | -  | 893.6  |
| 1975 - January - Janvier.....                                    | 451.5                   |   | 250.8   | 88.1   | 405.0                                 | 842.9                               | -  | 842.9  |
| February - Février.....  | 470.7                   |   | 237.7   | 98.7   | 491.5                                 | 827.8                               | -  | 827.8  |
| March - Mars.....  | 467.5                   |   | 310.6   | 95.9   | 529.7                                 | 936.3                               | -  | 936.3  |
| April - Avril.....   | 494.9                   |   | 266.9   | 93.2   | 524.0                                 | 884.0                               | -  | 884.0  |
| May - Mai.....   | 506.1                   |   | 257.6   | 87.5   | 509.6                                 | 854.7                               | -  | 854.7  |
| June - Juin.....   | 513.8                   |   | 297.5   | 77.1   | 490.5                                 | 865.1                               | -  | 865.1  |
| July - Juillet.....  | 512.5                   |   | 266.1   | 79.6   | 490.8                                 | 836.4                               | -  | 836.4  |
| August - Août.....   | 522.4                   |   | 258.4   | 79.0   | 540.6                                 | 878.0                               | -  | 878.0  |
| September - Septembre.....                                       | 538.6                   |   | 311.5   | 92.1   | 538.0                                 | 941.7                               | -  | 941.7  |
| October - Octobre.....   | 571.6                   |   | 320.1   | 97.7   | 516.1                                 | 933.9                               | -  | 933.9  |
| November - Novembre.....   | 592.2                   |   | 338.3   | 103.4  | 322.5                                 | 964.2                               | -  | 964.2  |
| December - Décembre.....   | 652.8                   |   | 330.1   | 104.1  | 524.0                                 | 958.1                               | -  | 958.1  |
| Total.....   | 6,294.4                 |   |   |  |                                       |                                     |  |  |
| 1976 - January - Janvier.....                                    | 616.0                   |   | 320.6   | 106.9  | 524.2                                 | 951.7                               | -  | 951.7  |
| February - Février.....  | 558.0                   |   | 277.3   | 114.3  | 538.7                                 | 930.3                               | -  | 930.3  |
| March - Mars.....  | 591.0                   |   | 307.8   | 117.1  | 540.1                                 | 965.0                               | -  | 965.0  |
| April - Avril.....   | 550.9                   |   | 355.6   | 120.1  | 514.8                                 | 990.4                               | -  | 990.4  |
| May - Mai.....   | 593.5                   |   | 349.2   | 113.8  | 522.1                                 | 985.0                               | -  | 985.0  |
| June - Juin.....   | 599.2                   |   | 371.2   | 129.6  | 504.0                                 | 1,004.8                             | -  | 1,004.8  |
| July - Juillet.....  | 585.6                   |   | 423.8   | 116.0  | 555.2                                 | 1,095.0                             | -  | 1,095.0  |
| August(r) - Août(r).....   | 587.5                   |   | 384.5   | 111.7  | 575.6                                 | 1,071.8                             | -  | 1,071.8  |
| September(p) - Septembre(p).....                                 | 625.9                   |   | 432.3   | 114.5  | 543.9                                 | 1,090.7                             | -  | 1,090.7  |
| October - Octobre.....   |                         |   |   |  |                                       |                                     |  |  |
| November - Novembre.....   |                         |   |   |  |                                       |                                     |  |  |
| December - Décembre.....   |                         |   |   |  |                                       |                                     |  |  |
| Total.....   |                         |   |   |  |                                       |                                     |  |  |
| 1976 - Year-to-date - Total cumulatif.....                       | 5,307.4                 |   |   |  |                                       |                                     |  |  |
| 1975 - Year-to-date - Total cumulatif.....                       | 4,477.9                 |   |   |  |                                       |                                     |  |  |
| Per cent change - Variation en pourcentage                       |                         |   |   |  |                                       |                                     |  |  |
| Current month/prior month - Mois courant/mois précédent.....     | + 6.5                   |   | + 12.4  | + 2.5  | - 5.5                                 | + 1.8                               | -  | + 1.8  |
| Current month - 1976/1975 - Mois courant.....                    | + 16.2                  |   | + 38.8  | + 24.3   | + 1.1                                 | + 15.8                              | -  | + 15.8   |
| Year-to-date - 1976/1975 - Total cumulatif.....                  | + 18.5                  |   |   |  |                                       |                                     |  |  |
| Adjusted for seasonal variation - Chiffres désaisonnalisés       |                         |   |   |  |                                       |                                     |  |  |
| M.C.D. - M.D.C.....  | 3                       |   | 3   | 4  | 3                                     | 2                                   |  | 2  |
| 1975 - January - Janvier.....                                    | 421.3                   |   | 250.7   | 87.2   | 510.9                                 | 848.8                               | -  | 848.8  |
| February - Février.....  | 477.6                   |   | 237.6   | 92.9   | 502.6                                 | 833.1                               | -  | 833.1  |
| March - Mars.....  | 473.5                   |   | 310.6   | 90.2   | 520.7                                 | 921.5                               | -  | 921.5  |
| April - Avril.....   | 487.6                   |   | 266.8   | 88.9   | 524.4                                 | 880.1                               | -  | 880.1  |
| May - Mai.....   | 499.0                   |   | 257.5   | 82.1   | 546.6                                 | 886.2                               | -  | 886.2  |
| June - Juin.....   | 534.1                   |   | 297.4   | 75.7   | 521.5                                 | 894.6                               | -  | 894.6  |
| July - Juillet.....  | 503.2                   |   | 266.1   | 80.3   | 494.9                                 | 841.3                               | -  | 841.3  |
| August - Août.....   | 531.8                   |   | 258.4   | 85.5   | 510.4                                 | 854.3                               | -  | 854.3  |
| September - Septembre.....                                       | 554.5                   |   | 311.5   | 96.5   | 492.5                                 | 900.5                               | -  | 900.5  |
| October - Octobre.....   | 585.9                   |   | 320.0   | 103.9  | 497.1                                 | 921.0                               | -  | 921.0  |
| November - Novembre.....   | 612.6                   |   | 338.3   | 105.6  | 521.5                                 | 965.4                               | -  | 965.4  |
| December - Décembre.....   | 631.3                   |   | 330.0   | 110.4  | 544.7                                 | 985.1                               | -  | 985.1  |
| 1976 - January - Janvier.....                                    | 575.9                   |   | 320.6   | 105.6  | 532.0                                 | 958.2                               | -  | 958.2  |
| February - Février.....  | 555.3                   |   | 277.3   | 107.3  | 552.3                                 | 936.9                               | -  | 936.9  |
| March - Mars.....  | 582.6                   |   | 307.8   | 110.0  | 530.6                                 | 948.4                               | -  | 948.4  |
| April - Avril.....   | 537.7                   |   | 355.6   | 114.8  | 514.0                                 | 984.4                               | -  | 984.4  |
| May - Mai.....   | 602.3                   |   | 349.2   | 106.7  | 559.8                                 | 1,015.7                             | -  | 1,015.7  |
| June - Juin.....   | 606.5                   |   | 371.2   | 127.2  | 535.9                                 | 1,034.3                             | -  | 1,034.3  |
| July - Juillet.....  | 579.7                   |   | 423.8   | 117.2  | 560.1                                 | 1,101.1                             | -  | 1,101.1  |
| August(r) - Août(r).....   | 592.5                   |   | 384.5   | 121.2  | 543.0                                 | 1,048.7                             | -  | 1,048.7  |
| September(p) - Septembre(p).....                                 | 647.2                   |   | 432.3   | 120.0  | 497.6                                 | 1,049.9                             | -  | 1,049.9  |
| October - Octobre.....   |                         |   |   |  |                                       |                                     |  |  |
| November - Novembre.....   |                         |   |   |  |                                       |                                     |  |  |
| December - Décembre.....   |                         |   |   |  |                                       |                                     |  |  |
| Per cent change - Variation en pourcentage                       |                         |   |   |  |                                       |                                     |  |  |
| Current month/prior month - Mois courant/mois précédent.....     | + 9.2                   |   | + 12.4  | - 1.0  | - 8.4                                 | + 0.1                               | -  | + 0.1  |

See footnote(s) on page 63. - Voir note(s) à la page 63.

TABLE 3. Estimated Value of Shipments, Orders and Inventory in Manufacturing Industries grouped according to the Standard Industrial Classification - Continued

TABLEAU 3. Valeur estimative des livraisons, commandes et stocks des industries manufacturières groupées d'après la classification type des industries - suite

Group 19 - Chemical and Chemical Products Industries  
Groupe 19 - Industrie chimique

| Date   | Shipments<br>Livraisons | New orders received during month(1)            | Unfilled orders at end of month(1)      | All inventory held at end of month           |                                       |                                     | Inventory held but not owned<br>Stocks détenus mais non possédés | Total inventory owned<br>Total des stocks possédés |
|--|-------------------------|--|---|--|---------------------------------------|-------------------------------------|--|--|
|  |                         | Nouvelles commandes reçues au cours du mois(1) | Commandes en carnet à la fin du mois(1) | Ensemble des stocks détenus à la fin du mois |                                       |                                     |  |  |
|  |                         |  |   | Raw materials<br>Matières premières          | Goods in process<br>Produits en cours | Finished products<br>Produits finis |  |  |
| millions of dollars - en millions de dollars                     |                         |  |   |  |                                       |                                     |  |  |
| Unadjusted for seasonal variation - Chiffres non-désaisonnalisés |                         |  |   |  |                                       |                                     |  |  |
| 1973 - Average - Moyenne   | 291.9                   |  |   | 252.9  | 63.3                                  | 240.0                               | 556.3  | 556.3  |
| 1974 - Average - Moyenne   | 383.8                   |  |   | 378.2  | 80.3                                  | 285.6                               | 744.3  | 744.3  |
| 1975 - Average - Moyenne   | 416.6                   |  |   | 506.4  | 103.3                                 | 416.6                               | 1,026.4  | 1,026.4  |
| 1975 - January - Janvier   | 384.9                   |  |   | 496.9  | 97.6                                  | 381.0                               | 975.4  | 975.4  |
| February - Février   | 385.5                   |  |   | 504.8  | 102.8                                 | 393.1                               | 1,000.6  | 1,000.6  |
| March - Mars   | 393.6                   |  |   | 512.2  | 104.3                                 | 414.3                               | 1,030.8  | 1,030.8  |
| April - Avril  | 417.3                   |  |   | 511.5  | 107.6                                 | 423.1                               | 1,042.1  | 1,042.1  |
| May - Mai  | 442.6                   |  |   | 508.1  | 107.2                                 | 421.3                               | 1,036.6  | 1,036.6  |
| June - Juin  | 435.2                   |  |   | 502.7  | 108.5                                 | 420.3                               | 1,031.6  | 1,031.6  |
| July - Juillet   | 395.6                   |  |   | 515.2  | 109.2                                 | 427.0                               | 1,051.3  | 1,051.3  |
| August - Août  | 392.7                   |  |   | 518.2  | 104.6                                 | 430.5                               | 1,053.9  | 1,053.9  |
| September - Septembre  | 446.5                   |  |   | 510.5  | 100.1                                 | 422.9                               | 1,033.5  | 1,033.5  |
| October - Octobre  | 459.4                   |  |   | 500.7  | 97.8                                  | 409.1                               | 1,007.6  | 1,007.6  |
| November - Novembre  | 430.7                   |  |   | 505.7  | 96.7                                  | 423.2                               | 1,025.6  | 1,025.6  |
| December - Décembre  | 415.1                   |  |   | 459.8  | 103.3                                 | 434.4                               | 1,027.6  | 1,027.6  |
| Total  | 4,999.2                 |  |   |  |                                       |                                     |  |  |
| 1976 - January - Janvier   | 394.9                   |  |   | 502.6  | 110.1                                 | 436.5                               | 1,049.3  | 1,049.3  |
| February - Février   | 425.6                   |  |   | 489.8  | 110.9                                 | 453.4                               | 1,054.0  | 1,054.0  |
| March - Mars   | 487.4                   |  |   | 487.2  | 107.6                                 | 463.0                               | 1,057.8  | 1,057.8  |
| April - Avril  | 483.8                   |  |   | 483.0  | 110.7                                 | 466.4                               | 1,060.2  | 1,060.2  |
| May - Mai  | 513.3                   |  |   | 471.0  | 115.6                                 | 459.1                               | 1,045.7  | 1,045.7  |
| June - Juin  | 512.5                   |  |   | 476.1  | 118.9                                 | 464.0                               | 1,058.9  | 1,058.9  |
| July - Juillet   | 439.1                   |  |   | 490.2  | 119.6                                 | 463.7                               | 1,073.5  | 1,073.5  |
| August(r) - Août(r)  | 450.9                   |  |   | 498.2  | 119.4                                 | 468.0                               | 1,085.6  | 1,085.6  |
| September(p) - Septembre(p)                                      | 485.5                   |  |   | 499.1  | 120.4                                 | 457.3                               | 1,076.8  | 1,076.8  |
| October - Octobre  |                         |  |   |  |                                       |                                     |  |  |
| November - Novembre  |                         |  |   |  |                                       |                                     |  |  |
| December - Décembre  |                         |  |   |  |                                       |                                     |  |  |
| Total  |                         |  |   |  |                                       |                                     |  |  |
| 1976 - Year-to-date - Total cumulatif                            | 4,193.0                 |  |   |  |                                       |                                     |  |  |
| 1975 - Year-to-date - Total cumulatif                            | 3,693.9                 |  |   |  |                                       |                                     |  |  |
| Per cent change - Variation en pourcentage                       |                         |  |   |  |                                       |                                     |  |  |
| Current month/prior month - Mois courant/mois précédent          | + 7.7                   |  |   | + 0.2  | + 0.8                                 | - 2.3                               | - 0.8  | - 0.8  |
| Current month - 1976/1975 - Mois courant                         | + 8.7                   |  |   | - 2.2  | + 20.3                                | + 8.1                               | + 4.2  | + 4.2  |
| Year-to-date - 1976/1975 - Total cumulatif                       | + 13.5                  |  |   |  |                                       |                                     |  |  |
| Adjusted for seasonal variation - Chiffres désaisonnalisés       |                         |  |   |  |                                       |                                     |  |  |
| M.C.D. - M.D.C.  | 2                       |  |   | 2  | 3                                     | 2                                   | 1  | 1  |
| 1975 - January - Janvier   | 405.9                   |  |   | 493.8  | 95.0                                  | 371.2                               | 960.0  | 960.0  |
| February - Février   | 405.6                   |  |   | 498.3  | 98.8                                  | 383.5                               | 980.6  | 980.6  |
| March - Mars   | 394.2                   |  |   | 502.9  | 99.6                                  | 394.0                               | 996.5  | 996.5  |
| April - Avril  | 395.1                   |  |   | 508.7  | 102.8                                 | 404.0                               | 1,015.5  | 1,015.5  |
| May - Mai  | 398.0                   |  |   | 515.1  | 103.9                                 | 412.7                               | 1,031.7  | 1,031.7  |
| June - Juin  | 404.0                   |  |   | 514.1  | 106.4                                 | 419.4                               | 1,039.9  | 1,039.9  |
| July - Juillet   | 411.2                   |  |   | 519.8  | 112.3                                 | 430.7                               | 1,062.8  | 1,062.8  |
| August - Août  | 425.4                   |  |   | 517.6  | 106.7                                 | 437.9                               | 1,062.2  | 1,062.2  |
| September - Septembre  | 432.2                   |  |   | 512.8  | 103.8                                 | 439.5                               | 1,056.1  | 1,056.1  |
| October - Octobre  | 437.3                   |  |   | 507.5  | 100.0                                 | 434.4                               | 1,041.9  | 1,041.9  |
| November - Novembre  | 448.9                   |  |   | 505.0  | 102.6                                 | 440.4                               | 1,048.0  | 1,048.0  |
| December - Décembre  | 447.8                   |  |   | 483.4  | 108.8                                 | 440.1                               | 1,032.3  | 1,032.3  |
| 1976 - January - Janvier   | 424.0                   |  |   | 499.5  | 107.2                                 | 425.5                               | 1,032.2  | 1,032.2  |
| February - Février   | 438.9                   |  |   | 483.3  | 106.7                                 | 442.8                               | 1,032.8  | 1,032.8  |
| March - Mars   | 469.2                   |  |   | 478.3  | 102.8                                 | 440.3                               | 1,021.4  | 1,021.4  |
| April - Avril  | 460.6                   |  |   | 480.1  | 105.8                                 | 445.5                               | 1,031.4  | 1,031.4  |
| May - Mai  | 472.9                   |  |   | 477.5  | 111.9                                 | 449.6                               | 1,039.0  | 1,039.0  |
| June - Juin  | 464.4                   |  |   | 486.8  | 116.4                                 | 462.8                               | 1,066.0  | 1,066.0  |
| July - Juillet   | 464.7                   |  |   | 494.5  | 123.1                                 | 467.6                               | 1,085.2  | 1,085.2  |
| August(r) - Août(r)  | 481.0                   |  |   | 496.9  | 121.9                                 | 475.9                               | 1,094.7  | 1,094.7  |
| September(p) - Septembre(p)                                      | 468.1                   |  |   | 501.5  | 125.1                                 | 475.0                               | 1,101.6  | 1,101.6  |
| October - Octobre  |                         |  |   |  |                                       |                                     |  |  |
| November - Novembre  |                         |  |   |  |                                       |                                     |  |  |
| December - Décembre  |                         |  |   |  |                                       |                                     |  |  |
| Per cent change - Variation en pourcentage                       |                         |  |   |  |                                       |                                     |  |  |
| Current month/prior month - Mois courant/mois précédent          | - 2.7                   |  |   | + 0.9  | + 2.6                                 | - 0.2                               | + 0.6  | + 0.6  |

See footnote(s) on page 63. - Voir note(s) à la page 63.

TABLE 3. Estimated Value of Shipments, Orders and Inventory in Manufacturing Industries grouped according to the Standard Industrial Classification - Concluded

TABLEAU 3. Valeur estimative des livraisons, commandes et stocks des industries manufacturières groupées d'après la classification type des industries - fin

Group 20 - Miscellaneous Manufacturing Industries

Groupe 20 - Industries manufacturières diverses

| Date   | Shipments<br>Livraisons | New orders<br>received<br>during<br>month               | Unfilled<br>orders<br>at end<br>of month      | All inventory held at end of month<br>Ensemble des stocks détenus à la fin du mois |                      |                      |       | Inventory<br>held<br>but not<br>owned     | Total<br>inventory<br>owned     |
|--|-------------------------|---|---|--|----------------------|----------------------|-------|---|---------------------------------|
|  |                         | Nouvelles<br>commandes<br>reçues au<br>cours du<br>mois | Commandes<br>en retard<br>à la fin<br>du mois | Raw<br>materials   | Goods in<br>process  | Finished<br>products | Total | Stocks<br>détenus<br>mais non<br>possédés | Total des<br>stocks<br>possédés |
|  |                         |   |   | Matières<br>premières  | Produits<br>en cours | Produits<br>finis    |       |   |                                 |
| millions of dollars - en millions de dollars                     |                         |   |   |  |                      |                      |       |   |                                 |
| Unadjusted for seasonal variation - Chiffres non-désaisonnalisés |                         |   |   |  |                      |                      |       |   |                                 |
| 1973 - Average - Moyenne.....                                    | 121.3                   | 126.7   | 155.7   | 161.7  | 73.1                 | 101.2                | 336.0 | -   | 336.0                           |
| 1974 - Average - Moyenne.....                                    | 149.5                   | 150.6   | 205.4   | 222.8  | 101.6                | 121.3                | 445.8 | -   | 445.8                           |
| 1975 - Average - Moyenne.....                                    | 152.1                   | 153.0   | 202.7   | 221.0  | 117.4                | 144.7                | 483.2 | -   | 483.2                           |
| 1975 - January - Janvier.....                                    | 129.9                   | 134.1   | 189.2   | 225.6  | 119.7                | 143.0                | 488.3 | -   | 488.3                           |
| February - Février.....  | 139.1                   | 144.8   | 194.9   | 221.9  | 121.5                | 144.5                | 487.9 | -   | 487.9                           |
| March - Mars.....  | 143.3                   | 149.0   | 200.6   | 221.1  | 123.9                | 143.8                | 488.8 | -   | 488.8                           |
| April - Avril.....   | 149.7                   | 150.3   | 201.2   | 217.8  | 122.8                | 143.6                | 484.2 | -   | 484.2                           |
| May - Mai.....   | 147.2                   | 152.7   | 206.7   | 218.9  | 123.9                | 146.3                | 489.2 | -   | 489.2                           |
| June - Juin.....   | 151.2                   | 148.7   | 204.2   | 217.3  | 118.5                | 150.6                | 486.4 | -   | 486.4                           |
| July - Juillet.....  | 143.7                   | 150.1   | 210.7   | 221.6  | 115.4                | 144.7                | 481.7 | -   | 481.7                           |
| August - Août.....   | 154.4                   | 156.2   | 212.5   | 223.8  | 116.3                | 143.3                | 483.4 | -   | 483.4                           |
| September - Septembre.....                                       | 170.3                   | 166.2   | 208.4   | 217.1  | 110.9                | 144.5                | 472.5 | -   | 472.5                           |
| October - Octobre.....   | 175.3                   | 173.7   | 206.9   | 226.9  | 111.2                | 143.5                | 481.6 | -   | 481.6                           |
| November - Novembre.....   | 169.4                   | 163.8   | 201.2   | 218.1  | 111.6                | 143.6                | 473.2 | -   | 473.2                           |
| December - Décembre.....   | 152.3                   | 146.9   | 195.7   | 222.3  | 113.9                | 145.3                | 481.4 | -   | 481.4                           |
| Total.....   | 1,825.7                 |   |   |  |                      |                      |       |   |                                 |
| 1976 - January - Janvier.....                                    | 148.4                   | 149.1   | 196.4   | 216.2  | 113.0                | 142.3                | 471.5 | -   | 471.5                           |
| February - Février.....  | 158.9                   | 164.1   | 201.6   | 215.3  | 115.3                | 141.5                | 472.0 | -   | 472.0                           |
| March - Mars.....  | 174.2                   | 173.0   | 200.4   | 214.8  | 113.6                | 145.8                | 474.2 | -   | 474.2                           |
| April - Avril.....   | 162.6                   | 162.0   | 199.7   | 212.0  | 116.8                | 146.6                | 475.4 | -   | 475.4                           |
| May - Mai.....   | 164.4                   | 162.8   | 198.1   | 217.4  | 119.9                | 150.6                | 487.8 | -   | 487.8                           |
| June - Juin.....   | 173.5                   | 175.8   | 200.5   | 211.8  | 120.2                | 152.4                | 484.4 | -   | 484.4                           |
| July - Juillet.....  | 160.9                   | 167.1   | 206.7   | 215.9  | 119.2                | 150.5                | 485.7 | -   | 485.7                           |
| August(r) - Août(r).....   | 168.5                   | 161.2   | 199.3   | 214.1  | 115.0                | 142.4                | 471.5 | -   | 471.5                           |
| September(p) - Septembre(p).....                                 | 182.6                   | 191.5   | 208.2   | 218.2  | 113.6                | 139.4                | 471.3 | -   | 471.3                           |
| October - Octobre.....   |                         |   |   |  |                      |                      |       |   |                                 |
| November - Novembre.....   |                         |   |   |  |                      |                      |       |   |                                 |
| December - Décembre.....   |                         |   |   |  |                      |                      |       |   |                                 |
| Total.....   |                         |   |   |  |                      |                      |       |   |                                 |
| 1976 - Year-to-date - Total cumulatif.....                       | 1,494.1                 |   |   |  |                      |                      |       |   |                                 |
| 1975 - Year-to-date - Total cumulatif.....                       | 1,328.7                 |   |   |  |                      |                      |       |   |                                 |
| Per cent change - Variation en pourcentage                       |                         |   |   |  |                      |                      |       |   |                                 |
| Current month/prior month - Mois courant/précédent.....          | + 8.4                   | + 18.8  | + 4.5   | + 2.0  | - 1.2                | - 2.1                | - 0.1 | -   | - 0.1                           |
| Current month - 1976/1975 - Mois courant.....                    | + 7.2                   | + 15.2  | - 0.1   | + 0.5  | + 2.4                | - 3.5                | - 0.3 | -   | - 0.3                           |
| Year-to-date - 1976/1975 - Total cumulatif.....                  | + 12.5                  |   |   |  |                      |                      |       |   |                                 |
| Adjusted for seasonal variation - Chiffres désaisonnalisés       |                         |   |   |  |                      |                      |       |   |                                 |
| M.C.D. - M.D.C. ....   | 3                       | 4   | 1   | 1  | 1                    | 2                    | 1     |   | 1                               |
| 1975 - January - Janvier.....                                    | 146.8                   | 143.7   | 202.5   | 231.3  | 119.7                | 146.2                | 497.2 | -   | 497.2                           |
| February - Février.....  | 148.4                   | 145.4   | 199.5   | 225.8  | 120.2                | 144.4                | 490.4 | -   | 490.4                           |
| March - Mars.....  | 145.6                   | 145.0   | 198.9   | 220.3  | 121.2                | 141.7                | 483.2 | -   | 483.2                           |
| April - Avril.....   | 150.5                   | 144.5   | 192.9   | 216.8  | 118.5                | 139.7                | 475.0 | -   | 475.0                           |
| May - Mai.....   | 151.6                   | 155.3   | 196.6   | 214.2  | 119.9                | 140.3                | 474.4 | -   | 474.4                           |
| June - Juin.....   | 149.4                   | 147.2   | 194.4   | 212.5  | 116.4                | 140.9                | 469.8 | -   | 469.8                           |
| July - Juillet.....  | 153.0                   | 155.8   | 197.2   | 215.0  | 115.6                | 141.8                | 472.4 | -   | 472.4                           |
| August - Août.....   | 156.5                   | 159.8   | 200.5   | 218.2  | 115.6                | 143.3                | 477.1 | -   | 477.1                           |
| September - Septembre.....                                       | 154.6                   | 161.6   | 207.5   | 215.7  | 113.5                | 146.4                | 475.6 | -   | 475.6                           |
| October - Octobre.....   | 151.8                   | 156.9   | 212.6   | 228.8  | 114.7                | 153.6                | 497.1 | -   | 497.1                           |
| November - Novembre.....   | 153.0                   | 156.2   | 215.8   | 226.4  | 117.0                | 150.8                | 494.2 | -   | 494.2                           |
| December - Décembre.....   | 165.9                   | 168.3   | 218.2   | 228.8  | 116.5                | 149.2                | 494.5 | -   | 494.5                           |
| 1976 - January - Janvier.....                                    | 169.5                   | 161.6   | 210.3   | 221.6  | 112.9                | 145.4                | 479.9 | -   | 479.9                           |
| February - Février.....  | 163.6                   | 159.3   | 206.0   | 219.0  | 114.0                | 141.2                | 474.2 | -   | 474.2                           |
| March - Mars.....  | 172.9                   | 165.7   | 198.8   | 213.9  | 111.0                | 143.7                | 468.6 | -   | 468.6                           |
| April - Avril.....   | 164.2                   | 157.0   | 191.6   | 210.9  | 112.7                | 142.6                | 466.2 | -   | 466.2                           |
| May - Mai.....   | 173.2                   | 170.2   | 188.6   | 212.8  | 116.0                | 144.4                | 473.2 | -   | 473.2                           |
| June - Juin.....   | 167.1                   | 169.6   | 191.1   | 207.2  | 118.2                | 142.7                | 468.1 | -   | 468.1                           |
| July - Juillet.....  | 175.7                   | 178.0   | 193.4   | 209.6  | 119.5                | 147.8                | 476.9 | -   | 476.9                           |
| August(r) - Août(r).....   | 169.1                   | 163.6   | 187.9   | 208.7  | 114.5                | 142.5                | 465.7 | -   | 465.7                           |
| September(p) - Septembre(p).....                                 | 163.0                   | 182.6   | 207.5   | 216.9  | 116.6                | 141.2                | 474.7 | -   | 474.7                           |
| October - Octobre.....   |                         |   |   |  |                      |                      |       |   |                                 |
| November - Novembre.....   |                         |   |   |  |                      |                      |       |   |                                 |
| December - Décembre.....   |                         |   |   |  |                      |                      |       |   |                                 |
| Per cent change - Variation en pourcentage                       |                         |   |   |  |                      |                      |       |   |                                 |
| Current month/prior month - Mois courant/précédent.....          | - 2.0                   | + 11.6  | + 10.3  | + 2.0  | + 1.8                | - 0.9                | + 1.9 | -   | + 1.3                           |



**TABLE 4. Estimated Value of Shipments, Orders and Inventory in Manufacturing Industries grouped according to an Economic Use Classification**  
**TABLEAU 4. Valeur estimative des livraisons, commandes et stocks des industries manufacturières groupées d'après la classification économique en fonction de l'utilisation**

Non-durable Consumer Goods Industries

Industries des biens de consommation non durables

| Date   | Shipments<br>Livraisons | New orders received during month<br>Nouvelles commandes reçues au cours du mois | Unfilled orders at end of month<br>Commandes en carnet à la fin du mois | All inventory held at end of month<br>Ensemble des stocks détenus à la fin du mois |                                       |                                     | Inventory held but not owned<br>Stocks détenus mais non possédés | Total inventory owned<br>Total des stocks possédés |
|--|-------------------------|---|---|--|---------------------------------------|-------------------------------------|--|--|
|  |                         |   |   | Raw materials<br>Matières premières  | Goods in process<br>Produits en cours | Finished products<br>Produits finis |  |  |
|  |                         |   |   | Total  |                                       |                                     |  |  |
| millions of dollars - en millions de dollars                     |                         |   |   |  |                                       |                                     |  |  |
| Unadjusted for seasonal variation - Chiffres non-désaisonnalisés |                         |   |   |  |                                       |                                     |  |  |
| 1973 - Average - Moyenne.....                                    | 1,504.2                 | 1,506.8   | 296.7   | 956.1  | 251.2                                 | 966.9                               | 2,174.4  | - 2,174.4  |
| 1974 - Average - Moyenne.....                                    | 1,875.7                 | 1,876.8   | 328.8   | 1,316.1  | 326.0                                 | 1,151.1                             | 2,993.3  | - 2,993.3  |
| 1975 - Average - Moyenne.....                                    | 2,122.8                 | 2,122.6   | 331.9   | 1,475.6  | 359.1                                 | 1,587.3                             | 3,422.1  | - 3,422.1  |
| 1975 - January - Janvier.....                                    | 1,807.9                 | 1,808.2   | 323.4   | 1,429.8  | 356.4                                 | 1,566.6                             | 3,352.8  | - 3,352.8  |
| February - Février.....  | 1,919.7                 | 1,900.9   | 304.6   | 1,398.5  | 365.3                                 | 1,551.3                             | 3,315.3  | - 3,315.3  |
| March - Mars.....  | 1,966.5                 | 1,981.0   | 319.1   | 1,495.2  | 363.4                                 | 1,597.5                             | 3,456.2  | - 3,456.2  |
| April - Avril.....   | 2,005.5                 | 2,032.2   | 345.8   | 1,472.7  | 372.6                                 | 1,620.5                             | 3,466.0  | - 3,466.0  |
| May - Mai.....   | 2,077.7                 | 2,088.4   | 356.4   | 1,480.6  | 364.3                                 | 1,619.4                             | 3,464.5  | - 3,464.5  |
| June - Juin.....   | 2,141.3                 | 2,154.0   | 369.1   | 1,519.4  | 347.9                                 | 1,599.1                             | 3,466.5  | - 3,466.5  |
| July - Juillet.....  | 2,142.6                 | 2,130.6   | 357.1   | 1,505.3  | 340.0                                 | 1,552.4                             | 3,397.8  | - 3,397.8  |
| August - Août.....   | 2,195.3                 | 2,174.2   | 336.0   | 1,462.9  | 343.0                                 | 1,606.2                             | 3,412.3  | - 3,412.3  |
| September - Septembre.....                                       | 2,320.6                 | 2,307.9   | 323.3   | 1,492.1  | 355.0                                 | 1,598.0                             | 3,445.1  | - 3,445.1  |
| October - Octobre.....   | 2,358.5                 | 2,352.2   | 317.1   | 1,473.9  | 364.7                                 | 1,582.2                             | 3,420.9  | - 3,420.9  |
| November - Novembre.....   | 2,255.4                 | 2,248.9   | 310.6   | 1,485.0  | 366.1                                 | 1,592.3                             | 3,443.5  | - 3,443.5  |
| December - Décembre.....   | 2,282.3                 | 2,292.1   | 320.3   | 1,491.3  | 370.4                                 | 1,562.0                             | 3,423.8  | - 3,423.8  |
| Total.....   | 25,473.9                |   |   |  |                                       |                                     |  |  |
| 1976 - January - Janvier.....                                    | 2,138.8                 | 2,146.4   | 328.0   | 1,500.3  | 379.5                                 | 1,601.7                             | 3,481.5  | - 3,481.5  |
| February - Février.....  | 2,170.0                 | 2,172.4   | 330.3   | 1,476.1  | 392.6                                 | 1,638.8                             | 3,507.4  | - 3,507.4  |
| March - Mars.....  | 2,331.4                 | 2,340.3   | 339.2   | 1,527.3  | 401.6                                 | 1,666.0                             | 3,594.9  | - 3,594.9  |
| April - Avril.....   | 2,262.9                 | 2,286.6   | 362.9   | 1,606.6  | 413.4                                 | 1,649.2                             | 3,669.3  | - 3,669.3  |
| May - Mai.....   | 2,306.7                 | 2,316.4   | 372.7   | 1,626.8  | 415.1                                 | 1,688.0                             | 3,729.9  | - 3,729.9  |
| June - Juin.....   | 2,397.2                 | 2,387.9   | 363.3   | 1,657.6  | 426.9                                 | 1,684.4                             | 3,768.9  | - 3,768.9  |
| July - Juillet.....  | 2,301.5                 | 2,296.7   | 358.5   | 1,725.2  | 408.5                                 | 1,686.0                             | 3,819.7  | - 3,819.7  |
| August(r) - Août(r).....   | 2,348.9                 | 2,335.0   | 344.6   | 1,665.3  | 394.2                                 | 1,708.0                             | 3,767.5  | - 3,767.5  |
| September(p) - Septembre(p).....                                 | 2,466.3                 | 2,458.0   | 336.2   | 1,672.7  | 401.1                                 | 1,704.9                             | 3,778.7  | - 3,778.7  |
| October - Octobre.....   |                         |   |   |  |                                       |                                     |  |  |
| November - Novembre.....   |                         |   |   |  |                                       |                                     |  |  |
| December - Décembre.....   |                         |   |   |  |                                       |                                     |  |  |
| Total.....   |                         |   |   |  |                                       |                                     |  |  |
| 1976 - Year-to-date - Total cumulatif.....                       | 20,723.8                |   |   |  |                                       |                                     |  |  |
| 1975 - Year-to-date - Total cumulatif.....                       | 18,577.6                |   |   |  |                                       |                                     |  |  |
| Per cent change - Variation en pourcentage                       |                         |   |   |  |                                       |                                     |  |  |
| Current month/prior month - Mois courant/mois précédent.....     | + 5.0                   | + 5.3   | - 2.4   | + 0.4  | + 1.8                                 | - 0.2                               | + 0.3  | - + 0.3  |
| Current month - 1976/1975 - Mois courant.....                    | + 6.3                   | + 6.5   | + 4.0   | + 12.1   | + 13.1                                | + 6.7                               | + 9.7  | - + 9.7  |
| Year-to-date - 1976/1975 - Total cumulatif.....                  | + 11.6                  |   |   |  |                                       |                                     |  |  |
| Adjusted for seasonal variation - Chiffres désaisonnalisés       |                         |   |   |  |                                       |                                     |  |  |
| M.C.D. - M.D.C. ....   | 2                       | 3   | 2   | 2  | 2                                     | 2                                   | 1  | 1  |
| 1975 - January - Janvier.....                                    | 1,954.6                 | 1,957.1   | 328.6   | 1,441.9  | 355.2                                 | 1,586.8                             | 3,383.9  | - 3,383.9  |
| February - Février.....  | 2,024.0                 | 2,017.8   | 322.4   | 1,371.8  | 355.0                                 | 1,569.6                             | 3,296.4  | - 3,296.4  |
| March - Mars.....  | 1,955.4                 | 1,968.4   | 335.4   | 1,463.8  | 355.5                                 | 1,593.2                             | 3,412.5  | - 3,412.5  |
| April - Avril.....   | 2,047.3                 | 2,043.7   | 331.8   | 1,454.1  | 366.9                                 | 1,599.8                             | 3,420.8  | - 3,420.8  |
| May - Mai.....   | 2,076.2                 | 2,076.9   | 332.5   | 1,458.8  | 350.2                                 | 1,618.8                             | 3,427.8  | - 3,427.8  |
| June - Juin.....   | 2,139.2                 | 2,137.8   | 331.1   | 1,478.8  | 337.0                                 | 1,562.6                             | 3,378.4  | - 3,378.4  |
| July - Juillet.....  | 2,115.7                 | 2,120.2   | 335.6   | 1,473.7  | 343.3                                 | 1,573.4                             | 3,390.4  | - 3,390.4  |
| August - Août.....   | 2,148.3                 | 2,152.8   | 340.1   | 1,472.9  | 357.0                                 | 1,624.9                             | 3,454.6  | - 3,454.6  |
| September - Septembre.....                                       | 2,182.3                 | 2,189.2   | 347.0   | 1,540.3  | 365.2                                 | 1,577.2                             | 3,482.7  | - 3,482.7  |
| October - Octobre.....   | 2,223.5                 | 2,211.4   | 334.9   | 1,506.3  | 374.7                                 | 1,568.4                             | 3,449.4  | - 3,449.4  |
| November - Novembre.....   | 2,240.6                 | 2,226.1   | 320.4   | 1,528.3  | 372.1                                 | 1,581.1                             | 3,481.5  | - 3,481.5  |
| December - Décembre.....   | 2,364.6                 | 2,367.3   | 323.3   | 1,527.2  | 381.7                                 | 1,596.6                             | 3,505.5  | - 3,505.5  |
| 1976 - January - Janvier.....                                    | 2,337.5                 | 2,347.2   | 333.1   | 1,512.2  | 378.3                                 | 1,622.0                             | 3,512.5  | - 3,512.5  |
| February - Février.....  | 2,238.8                 | 2,256.1   | 350.4   | 1,447.7  | 381.2                                 | 1,657.7                             | 3,486.6  | - 3,486.6  |
| March - Mars.....  | 2,249.3                 | 2,255.4   | 356.5   | 1,493.2  | 392.6                                 | 1,660.4                             | 3,546.2  | - 3,546.2  |
| April - Avril.....   | 2,318.9                 | 2,310.3   | 347.9   | 1,586.8  | 407.2                                 | 1,626.8                             | 3,620.8  | - 3,620.8  |
| May - Mai.....   | 2,348.5                 | 2,348.7   | 348.1   | 1,602.6  | 398.8                                 | 1,686.6                             | 3,688.0  | - 3,688.0  |
| June - Juin.....   | 2,338.9                 | 2,317.2   | 326.4   | 1,612.9  | 413.4                                 | 1,645.7                             | 3,672.0  | - 3,672.0  |
| July - Juillet.....  | 2,309.4                 | 2,320.2   | 337.2   | 1,689.9  | 412.7                                 | 1,709.1                             | 3,811.7  | - 3,811.7  |
| August(r) - Août(r).....   | 2,272.4                 | 2,284.0   | 348.8   | 1,677.3  | 410.5                                 | 1,728.8                             | 3,816.6  | - 3,816.6  |
| September(p) - Septembre(p).....                                 | 2,308.2                 | 2,319.7   | 360.3   | 1,727.5  | 412.6                                 | 1,682.8                             | 3,822.9  | - 3,822.9  |
| October - Octobre.....   |                         |   |   |  |                                       |                                     |  |  |
| November - Novembre.....   |                         |   |   |  |                                       |                                     |  |  |
| December - Décembre.....   |                         |   |   |  |                                       |                                     |  |  |
| Per cent change - Variation en pourcentage                       |                         |   |   |  |                                       |                                     |  |  |
| Current month/prior month - Mois courant/mois précédent.....     | + 1.6                   | + 1.6   | + 3.3   | + 3.0  | + 0.5                                 | - 2.7                               | + 0.2  | - + 0.2  |

TABLE 4. Estimated Value of Shipments, Orders and Inventory in Manufacturing Industries grouped according to an Economic Use Classification - Continued  
 TABLEAU 4. Valeur estimative des livraisons, commandes et stocks des industries manufacturières groupées d'après la classification économique en fonction de l'utilisation - suite

| Durable Consumer Goods Industries<br>Industries des biens de consommation durables |                         |   |   |  |                                       |                                     |         |   |   |
|--|-------------------------|---|---|--|---------------------------------------|-------------------------------------|---------|---|---|
| Date   | Shipments<br>Livraisons | New orders received during month<br>Nouvelles commandes reçues au cours du mois | Unfilled orders at end of month<br>Commandes en carnet à la fin du mois | All inventory held at end of month<br>Ensemble des stocks détenus à la fin du mois |                                       |                                     |         | Inventory held but not owned(1)<br>Stocks détenus mais non possédés (1) | Total inventory owned(1)<br>Total des stocks possédés (1) |
|  |                         |   |   | Raw materials<br>Matières premières  | Goods in process<br>Produits en cours | Finished products<br>Produits finis | Total   |   |   |
|  |                         |   |   |  |                                       |                                     |         |   |   |
| millions of dollars - en millions de dollars                                       |                         |   |   |  |                                       |                                     |         |   |   |
| Unadjusted for seasonal variation - Chiffres non-désaisonnalisés                   |                         |   |   |  |                                       |                                     |         |   |   |
| 1973 - Average - Moyenne.....  | 272.1                   | 280.7   | 224.4   | 327.8  | 122.7                                 | 278.9                               | 729.5   |   |   |
| 1974 - Average - Moyenne.....  | 322.9                   | 322.7   | 302.8   | 459.3  | 163.7                                 | 319.7                               | 942.8   |   |   |
| 1975 - Average - Moyenne.....  | 310.9                   | 308.1   | 209.7   | 391.3  | 173.6                                 | 375.5                               | 940.4   |   |   |
| 1975 - January - Janvier.....  | 262.4                   | 261.5   | 248.3   | 436.3  | 170.9                                 | 386.0                               | 993.3   |   |   |
| February - Février.....  | 277.8                   | 278.0   | 248.4   | 418.8  | 172.6                                 | 404.4                               | 995.9   |   |   |
| March - Mars.....  | 292.0                   | 260.3   | 216.7   | 410.0  | 170.9                                 | 405.1                               | 986.1   |   |   |
| April - Avril.....   | 296.2                   | 281.5   | 202.0   | 401.0  | 172.2                                 | 396.6                               | 969.9   |   |   |
| May - Mai.....   | 295.9                   | 288.7   | 194.8   | 394.0  | 169.3                                 | 397.3                               | 960.7   |   |   |
| June - Juin.....   | 311.0                   | 306.6   | 190.4   | 379.7  | 176.7                                 | 401.6                               | 958.1   |   |   |
| July - Juillet.....  | 286.3                   | 293.6   | 197.8   | 384.2  | 168.1                                 | 380.8                               | 933.2   |   |   |
| August - Août.....   | 298.1                   | 299.1   | 198.8   | 383.5  | 174.0                                 | 360.6                               | 918.1   |   |   |
| September - Septembre.....   | 357.4                   | 353.7   | 195.1   | 370.5  | 173.0                                 | 342.7                               | 886.3   |   |   |
| October - Octobre.....   | 367.9                   | 379.6   | 206.7   | 372.4  | 174.3                                 | 336.7                               | 883.5   |   |   |
| November - Novembre.....   | 351.6                   | 346.2   | 201.4   | 369.7  | 177.0                                 | 343.5                               | 890.4   |   |   |
| December - Décembre.....   | 334.7                   | 348.7   | 215.4   | 374.9  | 183.9                                 | 350.3                               | 909.2   |   |   |
| Total.....   | 3,732.0                 |   |   |  |                                       |                                     |         |   |   |
| 1976 - January - Janvier.....  | 305.5                   | 335.9   | 245.9   | 375.2  | 183.4                                 | 364.4                               | 923.1   |   |   |
| February - Février.....  | 344.9                   | 342.7   | 243.6   | 378.9  | 185.9                                 | 384.7                               | 949.5   |   |   |
| March - Mars.....  | 367.1                   | 339.2   | 215.7   | 387.9  | 184.0                                 | 412.2                               | 984.1   |   |   |
| April - Avril.....   | 340.3                   | 341.1   | 216.5   | 383.8  | 179.5                                 | 425.1                               | 988.4   |   |   |
| May - Mai.....   | 343.2                   | 341.5   | 214.7   | 383.3  | 173.3                                 | 427.0                               | 983.6   |   |   |
| June - Juin.....   | 365.6                   | 361.9   | 211.0   | 375.8  | 176.5                                 | 417.8                               | 970.1   |   |   |
| July - Juillet.....  | 318.9                   | 328.9   | 221.0   | 386.4  | 177.5                                 | 392.0                               | 959.0   |   |   |
| August(r) - Août(r).....   | 337.4                   | 339.5   | 223.2   | 382.8  | 177.9                                 | 377.5                               | 938.2   |   |   |
| September(p) - Septembre(p).....   | 375.6                   | 367.3   | 214.9   | 379.5  | 177.7                                 | 370.2                               | 927.6   |   |   |
| October - Octobre.....   |                         |   |   |  |                                       |                                     |         |   |   |
| November - Novembre.....   |                         |   |   |  |                                       |                                     |         |   |   |
| December - Décembre.....   |                         |   |   |  |                                       |                                     |         |   |   |
| Total.....   |                         |   |   |  |                                       |                                     |         |   |   |
| 1976 - Year-to-date - Total cumulatif.....   | 3,098.6                 |   |   |  |                                       |                                     |         |   |   |
| 1975 - Year-to-date - Total cumulatif.....   | 2,677.7                 |   |   |  |                                       |                                     |         |   |   |
| Per cent change - Variation en pourcentage   |                         |   |   |  |                                       |                                     |         |   |   |
| Current month/prior month - Mois courant/précédent.....                            | + 11.3                  | + 8.2   | - 3.7   | - 0.9  | - 0.1                                 | - 1.9                               | - 1.1   |   |   |
| Current month - 1976/1975 - Mois courant.....                                      | + 5.1                   | + 3.8   | + 10.1  | + 2.4  | + 2.7                                 | + 8.0                               | + 4.6   |   |   |
| Year-to-date - 1976/1975 - Total cumulatif.....                                    | + 15.7                  |   |   |  |                                       |                                     |         |   |   |
| Adjusted for seasonal variation - Chiffres désaisonnalisés                         |                         |   |   |  |                                       |                                     |         |   |   |
| M.C.D. - M.D.C.  |                         |   |   |  |                                       |                                     |         |   |   |
| 1975 - January - Janvier.....  | 302.2                   | 287.1   | 252.5   | 442.4  | 173.2                                 | 389.9                               | 1,005.5 |   |   |
| February - Février.....  | 315.7                   | 303.4   | 240.2   | 419.0  | 172.4                                 | 394.7                               | 986.1   |   |   |
| March - Mars.....  | 301.0                   | 257.5   | 196.7   | 412.8  | 170.8                                 | 385.9                               | 969.5   |   |   |
| April - Avril.....   | 302.4                   | 299.5   | 193.8   | 404.2  | 169.8                                 | 368.1                               | 942.1   |   |   |
| May - Mai.....   | 292.2                   | 291.6   | 193.2   | 393.7  | 171.0                                 | 365.4                               | 930.1   |   |   |
| June - Juin.....   | 302.2                   | 304.8   | 195.8   | 379.5  | 178.0                                 | 373.9                               | 931.4   |   |   |
| July - Juillet.....  | 307.5                   | 318.3   | 206.6   | 376.5  | 168.5                                 | 379.0                               | 924.0   |   |   |
| August - Août.....   | 315.6                   | 311.7   | 202.7   | 374.8  | 169.3                                 | 372.8                               | 916.9   |   |   |
| September - Septembre.....   | 314.6                   | 305.0   | 193.1   | 370.9  | 169.9                                 | 368.3                               | 909.1   |   |   |
| October - Octobre.....   | 303.5                   | 315.9   | 205.5   | 373.6  | 175.0                                 | 370.1                               | 918.7   |   |   |
| November - Novembre.....   | 322.0                   | 324.1   | 207.6   | 374.0  | 179.5                                 | 367.5                               | 921.0   |   |   |
| December - Décembre.....   | 363.6                   | 386.3   | 230.3   | 375.1  | 186.5                                 | 369.4                               | 931.0   |   |   |
| 1976 - January - Janvier.....  | 351.2                   | 370.3   | 249.5   | 380.7  | 185.8                                 | 367.7                               | 934.2   |   |   |
| February - Février.....  | 383.5                   | 369.4   | 235.4   | 379.2  | 185.6                                 | 374.9                               | 939.7   |   |   |
| March - Mars.....  | 369.2                   | 329.6   | 195.8   | 390.8  | 183.8                                 | 392.4                               | 967.0   |   |   |
| April - Avril.....   | 339.4                   | 351.5   | 207.9   | 387.2  | 177.0                                 | 394.6                               | 958.8   |   |   |
| May - Mai.....   | 348.2                   | 353.8   | 213.5   | 383.0  | 175.1                                 | 392.7                               | 950.8   |   |   |
| June - Juin.....   | 351.6                   | 355.6   | 217.5   | 375.7  | 177.9                                 | 389.6                               | 943.2   |   |   |
| July - Juillet.....  | 342.7                   | 355.9   | 230.7   | 378.6  | 178.0                                 | 390.6                               | 947.2   |   |   |
| August(r) - Août(r).....   | 353.8                   | 351.1   | 228.0   | 374.0  | 172.9                                 | 390.5                               | 937.4   |   |   |
| September(p) - Septembre(p).....   | 333.7                   | 318.6   | 212.9   | 380.0  | 174.4                                 | 398.0                               | 952.4   |   |   |
| October - Octobre.....   |                         |   |   |  |                                       |                                     |         |   |   |
| November - Novembre.....   |                         |   |   |  |                                       |                                     |         |   |   |
| December - Décembre.....   |                         |   |   |  |                                       |                                     |         |   |   |
| Per cent change - Variation en pourcentage   |                         |   |   |  |                                       |                                     |         |   |   |
| Current month/prior month - Mois courant/précédent.....                            | + 5.7                   | + 9.3   | + 6.2   | + 1.6  | + 0.9                                 | + 1.9                               | + 1.6   |   |   |

TABLE 4. Estimated Value of Shipments, Orders and Inventory in Manufacturing Industries grouped according to an Economic Use Classification – Continued  
 TABLEAU 4. Valeur estimative des livraisons, commandes et stocks des industries manufacturières groupées d'après la classification économique en fonction de l'utilisation – suite

Machinery and Equipment Industries  
 Industries des machines et du matériel

| Date   | Shipments<br>Livraisons | New orders received during month<br>Nouvelles commandes reçues au cours du mois | Unfilled orders at end of month<br>Commandes en carnet à la fin du mois | All inventory held at end of month<br>Ensemble des stocks détenus à la fin du mois |         |       |                                       | Inventory held but not owned<br>Stocks détenus mais non possédés | Total inventory owned<br>Total des stocks possédés |                                     |       |
|--|-------------------------|---|---|--|---------|-------|---------------------------------------|--|--|-------------------------------------|-------|
|  |                         |   |   | Raw materials<br>Matières premières  |         |       | Goods in process<br>Produits en cours |  |  | Finished products<br>Produits finis | Total |
|  |                         |   |   |  |         |       |                                       |  |  |                                     |       |
| millions of dollars – en millions de dollars                     |                         |   |   |  |         |       |                                       |  |  |                                     |       |
| Unadjusted for seasonal variation – Chiffres non-désaisonnalisés |                         |   |   |  |         |       |                                       |  |  |                                     |       |
| 1973 – Average – Moyenne.....                                    | 477.7                   | 588.6   | 3,198.8   | 551.4  | 904.4   | 276.8 | 1,732.8                               | 312.0  | 1,420.7  |                                     |       |
| 1974 – Average – Moyenne.....                                    | 605.7                   | 768.8   | 5,106.1   | 773.5  | 1,101.7 | 324.4 | 2,199.8                               | 356.3  | 1,843.4  |                                     |       |
| 1975 – Average – Moyenne.....                                    | 699.8                   | 672.6   | 5,923.4   | 981.0  | 1,386.2 | 422.8 | 2,790.1                               | 580.7  | 2,209.3  |                                     |       |
| 1975 – January – Janvier.....                                    | 620.9                   | 725.3   | 6,111.1   | 961.4  | 1,237.8 | 385.6 | 2,584.9                               | 460.9  | 2,123.9  |                                     |       |
| February – Février.....  | 661.2                   | 690.8   | 6,140.6   | 966.2  | 1,271.2 | 404.9 | 2,642.3                               | 482.7  | 2,159.6  |                                     |       |
| March – Mars.....  | 738.9                   | 695.0   | 6,096.7   | 975.5  | 1,337.8 | 423.7 | 2,737.2                               | 535.6  | 2,201.5  |                                     |       |
| April – Avril.....   | 742.9                   | 665.0   | 6,018.9   | 978.5  | 1,334.5 | 443.9 | 2,757.0                               | 548.8  | 2,208.1  |                                     |       |
| May – Mai.....   | 720.9                   | 754.1   | 6,052.0   | 988.0  | 1,375.1 | 438.9 | 2,802.1                               | 572.5  | 2,229.5  |                                     |       |
| June – Juin.....   | 730.7                   | 657.1   | 5,978.3   | 999.2  | 1,388.6 | 448.9 | 2,836.8                               | 595.9  | 2,240.9  |                                     |       |
| July – Juillet.....  | 659.2                   | 496.7   | 5,815.9   | 1,001.9  | 1,367.4 | 416.7 | 2,786.1                               | 584.1  | 2,201.9  |                                     |       |
| August – Août.....   | 627.3                   | 693.9   | 5,882.5   | 1,002.5  | 1,412.6 | 411.0 | 2,826.2                               | 616.0  | 2,210.2  |                                     |       |
| September – Septembre.....                                       | 753.1                   | 655.3   | 5,784.7   | 995.0  | 1,469.7 | 417.0 | 2,881.9                               | 670.7  | 2,211.1  |                                     |       |
| October – Octobre.....   | 701.3                   | 686.6   | 5,770.0   | 980.8  | 1,483.9 | 421.2 | 2,886.0                               | 684.4  | 2,201.6  |                                     |       |
| November – Novembre.....   | 710.4                   | 690.6   | 5,750.2   | 956.4  | 1,471.2 | 431.1 | 2,858.8                               | 606.2  | 2,252.5  |                                     |       |
| December – Décembre.....   | 730.5                   | 660.5   | 5,680.3   | 966.4  | 1,484.3 | 431.0 | 2,881.8                               | 610.6  | 2,271.1  |                                     |       |
| Total.....   | 8,397.8                 |   |   |  |         |       |                                       |  |  |                                     |       |
| 1976 – January – Janvier.....                                    | 644.8                   | 517.3   | 5,552.8   | 954.3  | 1,515.9 | 431.5 | 2,901.7                               | 636.7  | 2,265.0  |                                     |       |
| February – Février.....  | 706.0                   | 699.9   | 5,546.7   | 944.4  | 1,536.1 | 439.7 | 2,920.1                               | 654.1  | 2,266.1  |                                     |       |
| March – Mars.....  | 848.1                   | 679.0   | 5,377.7   | 959.8  | 1,533.6 | 444.1 | 2,937.4                               | 631.3  | 2,306.2  |                                     |       |
| April – Avril.....   | 773.4                   | 770.9   | 5,375.2   | 933.7  | 1,522.5 | 435.0 | 2,891.2                               | 625.9  | 2,265.2  |                                     |       |
| May – Mai.....   | 771.0                   | 638.5   | 5,242.8   | 932.8  | 1,426.4 | 427.4 | 2,786.6                               | 605.6  | 2,181.0  |                                     |       |
| June – Juin.....   | 818.5                   | 664.0   | 5,088.3   | 920.1  | 1,426.8 | 412.1 | 2,759.0                               | 652.9  | 2,106.1  |                                     |       |
| July – Juillet.....  | 631.5                   | 569.4   | 5,026.2   | 933.3  | 1,444.6 | 406.8 | 2,784.8                               | 702.6  | 2,082.1  |                                     |       |
| August(r) – Août(r).....   | 635.7                   | 663.9   | 5,054.4   | 928.0  | 1,434.7 | 438.3 | 2,801.0                               | 664.6  | 2,136.4  |                                     |       |
| September(p) – Septembre(p).....                                 | 691.3                   | 617.0   | 4,980.1   | 932.3  | 1,439.8 | 456.8 | 2,828.9                               | 700.5  | 2,128.4  |                                     |       |
| October – Octobre.....   |                         |   |   |  |         |       |                                       |  |  |                                     |       |
| November – Novembre.....   |                         |   |   |  |         |       |                                       |  |  |                                     |       |
| December – Décembre.....   |                         |   |   |  |         |       |                                       |  |  |                                     |       |
| Total.....   |                         |   |   |  |         |       |                                       |  |  |                                     |       |
| 1976 – Year-to-date – Total cumulatif.....                       | 6,520.2                 |   |   |  |         |       |                                       |  |  |                                     |       |
| 1975 – Year-to-date – Total cumulatif.....                       | 6,255.6                 |   |   |  |         |       |                                       |  |  |                                     |       |
| Per cent change – Variation en pourcentage                       |                         |   |   |  |         |       |                                       |  |  |                                     |       |
| Current month/prior month – Mois courant/mois précédent.....     | + 8.8                   | - 7.1   | - 1.5   | + 0.5  | + 0.4   | + 4.2 | + 1.0                                 | + 5.4  | - 0.4  |                                     |       |
| Current month – 1976/1975 – Mois courant.....                    | - 8.2                   | - 5.8   | - 13.9  | - 6.3  | - 2.0   | + 9.5 | - 1.8                                 | + 4.4  | + 3.7  |                                     |       |
| Year-to-date – 1976/1975 – Total cumulatif.....                  | + 4.2                   |   |   |  |         |       |                                       |  |  |                                     |       |
| Adjusted for seasonal variation – Chiffres désaisonnalisés       |                         |   |   |  |         |       |                                       |  |  |                                     |       |
| M.C.D. – M.D.C. ....   | 3                       | 6   | 1   | 1  | 1       | 2     | 1                                     | 2  | 1  |                                     |       |
| 1975 – January – Janvier.....                                    | 674.5                   | 756.6   | 6,047.0   | 959.2  | 1,265.2 | 389.3 | 2,613.7                               | 485.5  | 2,128.2  |                                     |       |
| February – Février.....  | 683.7                   | 725.8   | 6,089.0   | 964.5  | 1,302.1 | 400.2 | 2,666.8                               | 513.2  | 2,153.6  |                                     |       |
| March – Mars.....  | 687.7                   | 710.5   | 6,112.5   | 972.1  | 1,322.8 | 409.1 | 2,704.0                               | 540.7  | 2,163.3  |                                     |       |
| April – Avril.....   | 710.2                   | 689.8   | 6,092.1   | 975.7  | 1,346.2 | 435.1 | 2,757.0                               | 566.1  | 2,190.9  |                                     |       |
| May – Mai.....   | 703.9                   | 742.1   | 6,130.3   | 982.6  | 1,380.7 | 425.3 | 2,788.6                               | 583.7  | 2,204.9  |                                     |       |
| June – Juin.....   | 699.5                   | 657.1   | 6,087.9   | 998.6  | 1,375.7 | 433.4 | 2,807.7                               | 597.7  | 2,210.0  |                                     |       |
| July – Juillet.....  | 730.1                   | 485.8   | 5,843.6   | 1,000.8  | 1,374.4 | 421.7 | 2,796.9                               | 582.8  | 2,214.1  |                                     |       |
| August – Août.....   | 724.1                   | 724.9   | 5,844.3   | 999.7  | 1,395.5 | 424.2 | 2,819.4                               | 593.8  | 2,225.6  |                                     |       |
| September – Septembre.....                                       | 728.2                   | 617.0   | 5,733.1   | 996.9  | 1,439.3 | 424.6 | 2,860.8                               | 630.7  | 2,230.1  |                                     |       |
| October – Octobre.....   | 680.5                   | 639.7   | 5,692.3   | 989.4  | 1,457.1 | 434.8 | 2,881.3                               | 656.5  | 2,224.8  |                                     |       |
| November – Novembre.....   | 700.0                   | 793.8   | 5,786.1   | 972.1  | 1,455.6 | 441.3 | 2,869.0                               | 576.7  | 2,292.3  |                                     |       |
| December – Décembre.....   | 686.3                   | 540.0   | 5,639.8   | 961.7  | 1,516.2 | 436.0 | 2,913.6                               | 628.3  | 2,285.6  |                                     |       |
| 1976 – January – Janvier.....                                    | 704.3                   | 555.4   | 5,490.8   | 952.0  | 1,549.8 | 435.5 | 2,937.3                               | 671.3  | 2,266.0  |                                     |       |
| February – Février.....  | 708.9                   | 714.3   | 5,496.2   | 942.8  | 1,573.7 | 434.4 | 2,950.9                               | 695.7  | 2,255.2  |                                     |       |
| March – Mars.....  | 776.8                   | 675.5   | 5,394.9   | 956.2  | 1,515.5 | 428.6 | 2,900.3                               | 636.9  | 2,263.4  |                                     |       |
| April – Avril.....   | 738.6                   | 789.2   | 5,445.5   | 930.9  | 1,536.9 | 426.6 | 2,848.4                               | 645.8  | 2,248.6  |                                     |       |
| May – Mai.....   | 763.5                   | 633.1   | 5,315.1   | 927.8  | 1,432.1 | 414.3 | 2,774.2                               | 617.6  | 2,136.6  |                                     |       |
| June – Juin.....   | 772.3                   | 642.4   | 5,185.2   | 919.4  | 1,413.8 | 397.7 | 2,730.9                               | 654.3  | 2,076.6  |                                     |       |
| July – Juillet.....  | 707.1                   | 571.3   | 5,049.4   | 932.5  | 1,451.9 | 412.2 | 2,796.6                               | 700.9  | 2,095.7  |                                     |       |
| August(r) – Août(r).....   | 733.3                   | 701.7   | 5,017.8   | 925.8  | 1,417.1 | 452.5 | 2,795.4                               | 640.1  | 2,155.3  |                                     |       |
| September(p) – Septembre(p).....                                 | 656.2                   | 577.5   | 4,939.1   | 934.1  | 1,410.0 | 465.1 | 2,809.2                               | 658.9  | 2,150.3  |                                     |       |
| October – Octobre.....   |                         |   |   |  |         |       |                                       |  |  |                                     |       |
| November – Novembre.....   |                         |   |   |  |         |       |                                       |  |  |                                     |       |
| December – Décembre.....   |                         |   |   |  |         |       |                                       |  |  |                                     |       |
| Per cent change – Variation en pourcentage                       |                         |   |   |  |         |       |                                       |  |  |                                     |       |
| Current month/prior month – Mois courant/mois précédent.....     | - 10.5                  | - 17.7  | - 1.6   | + 0.9  | - 0.5   | + 2.8 | + 0.5                                 | + 2.9  | - 0.2  |                                     |       |



TABLE 4. Estimated Value of Shipments, Orders and Inventory in Manufacturing Industries grouped according to an Economic Use Classification - Continued

TABLEAU 4. Valeur estimative des livraisons, commandes et stocks des industries manufacturières groupées d'après la classification économique en fonction de l'utilisation - suite

| Construction Materials and Component Industries                  |                         |   |                                      |  |                                       |                                     |  |  |         |
|--|-------------------------|---|--------------------------------------|--|---------------------------------------|-------------------------------------|--|--|---------|
| Industries des matériaux et des éléments de construction         |                         |   |                                      |  |                                       |                                     |  |  |         |
| Date   | Shipments<br>Livraisons | New orders received during month            | Unfilled orders at end of month      | Ali inventory held at end of month           |                                       |                                     | Inventory held but not owned<br>Stocks détenus mais non possédés | Total inventory owned<br>Total des stocks possédés |         |
|  |                         | Nouvelles commandes reçues au cours du mois | Commandes en carnet à la fin du mois | Ensemble des stocks détenus à la fin du mois |                                       |                                     |  |  |         |
|  |                         |   |                                      | Raw materials<br>Matières premières          | Goods in process<br>Produits en cours | Finished products<br>Produits finis |  |  | Total   |
| millions of dollars - en millions de dollars                     |                         |   |                                      |  |                                       |                                     |  |  |         |
| Unadjusted for seasonal variation - Chiffres non-désaisonnalisés |                         |   |                                      |  |                                       |                                     |  |  |         |
| 1973 - Average - Moyenne.....                                    | 538.9                   | 577.0                                       | 1,074.7                              | 493.9  | 342.4                                 | 310.5                               | 1,147.0  | 107.8  | 1,039.2 |
| 1974 - Average - Moyenne.....                                    | 618.7                   | 727.5                                       | 1,781.0                              | 732.2  | 493.3                                 | 353.9                               | 1,579.5  | 161.4  | 1,418.0 |
| 1975 - Average - Moyenne.....                                    | 716.4                   | 712.7                                       | 1,978.8                              | 809.9  | 574.0                                 | 423.7                               | 1,807.7  | 178.4  | 1,629.3 |
| 1975 - January - Janvier.....                                    | 596.4                   | 669.3                                       | 2,025.6                              | 830.8  | 528.4                                 | 396.4                               | 1,755.6  | 156.8  | 1,598.8 |
| February - Février.....  | 610.3                   | 604.1                                       | 2,019.4                              | 830.8  | 548.2                                 | 414.9                               | 1,794.0  | 160.5  | 1,633.4 |
| March - Mars.....  | 656.5                   | 645.5                                       | 2,008.5                              | 824.3  | 545.7                                 | 441.2                               | 1,811.3  | 156.9  | 1,654.4 |
| April - Avril.....   | 693.1                   | 628.3                                       | 1,943.6                              | 823.9  | 557.0                                 | 444.4                               | 1,825.4  | 162.6  | 1,662.8 |
| May - Mai.....   | 727.0                   | 727.5                                       | 1,979.1                              | 818.5  | 572.1                                 | 446.7                               | 1,837.4  | 182.4  | 1,655.0 |
| June - Juin.....   | 776.6                   | 736.6                                       | 1,939.1                              | 817.9  | 572.5                                 | 438.2                               | 1,828.7  | 178.7  | 1,650.0 |
| July - Juillet.....  | 743.9                   | 801.5                                       | 1,996.7                              | 832.0  | 576.2                                 | 420.5                               | 1,828.8  | 184.7  | 1,644.0 |
| August - Août.....   | 720.8                   | 734.5                                       | 2,010.5                              | 809.9  | 598.8                                 | 412.9                               | 1,821.7  | 197.6  | 1,624.1 |
| September - Septembre.....                                       | 776.0                   | 724.2                                       | 1,958.7                              | 804.0  | 593.5                                 | 409.5                               | 1,807.0  | 187.6  | 1,619.4 |
| October - Octobre.....   | 815.2                   | 851.9                                       | 1,995.4                              | 783.1  | 590.2                                 | 407.9                               | 1,781.3  | 202.0  | 1,579.3 |
| November - Novembre.....   | 771.6                   | 736.6                                       | 1,960.4                              | 769.0  | 614.7                                 | 411.9                               | 1,795.6  | 202.4  | 1,593.2 |
| December - Décembre.....   | 709.1                   | 657.2                                       | 1,908.4                              | 775.0  | 590.2                                 | 440.1                               | 1,805.5  | 168.3  | 1,637.1 |
| Total.....   | 8,597.2                 |   |                                      |  |                                       |                                     |  |  |         |
| 1976 - January - Janvier.....                                    | 645.6                   | 630.8                                       | 1,893.8                              | 782.0  | 617.5                                 | 468.4                               | 1,857.9  | 169.1  | 1,698.8 |
| February - Février.....  | 701.1                   | 574.9                                       | 1,767.6                              | 781.9  | 654.4                                 | 487.1                               | 1,923.3  | 173.5  | 1,749.9 |
| March - Mars.....  | 793.0                   | 744.1                                       | 1,718.7                              | 807.5  | 632.1                                 | 506.6                               | 1,946.2  | 151.9  | 1,794.3 |
| April - Avril.....   | 810.4                   | 774.1                                       | 1,682.5                              | 805.9  | 635.0                                 | 512.5                               | 1,953.3  | 154.0  | 1,799.3 |
| May - Mai.....   | 833.4                   | 914.0                                       | 1,763.0                              | 806.5  | 651.1                                 | 518.9                               | 1,976.6  | 178.9  | 1,797.7 |
| June - Juin.....   | 882.8                   | 865.0                                       | 1,745.2                              | 814.8  | 620.4                                 | 513.1                               | 1,948.2  | 160.1  | 1,788.1 |
| July - Juillet.....  | 791.4                   | 771.0                                       | 1,724.8                              | 811.2  | 613.2                                 | 502.9                               | 1,927.3  | 170.1  | 1,757.3 |
| August(r) - Août(r).....   | 802.7                   | 844.2                                       | 1,766.4                              | 816.8  | 629.0                                 | 485.6                               | 1,931.4  | 180.0  | 1,751.4 |
| September(p) - Septembre(p).....                                 | 840.6                   | 825.5                                       | 1,751.3                              | 804.0  | 622.6                                 | 478.7                               | 1,905.4  | 175.0  | 1,730.4 |
| October - Octobre.....   |                         |   |                                      |  |                                       |                                     |  |  |         |
| November - Novembre.....   |                         |   |                                      |  |                                       |                                     |  |  |         |
| December - Décembre.....   |                         |   |                                      |  |                                       |                                     |  |  |         |
| Total.....   |                         |   |                                      |  |                                       |                                     |  |  |         |
| 1976 - Year-to-date - Total cumulatif.....                       | 7,101.0                 |   |                                      |  |                                       |                                     |  |  |         |
| 1975 - Year-to-date - Total cumulatif.....                       | 6,301.0                 |   |                                      |  |                                       |                                     |  |  |         |
| Per cent change - Variation en pourcentage                       |                         |   |                                      |  |                                       |                                     |  |  |         |
| Current month/prior month - Mois courant/mois précédent.....     | + 4.7                   | - 2.2                                       | - 0.9                                | - 1.6  | - 1.0                                 | - 1.4                               | - 1.3  | - 2.8  | - 1.2   |
| Current month - 1976/1975 - Mois courant.....                    | + 8.3                   | + 14.0                                      | - 10.6                               |  | + 4.9                                 | + 16.9                              | + 5.4  | - 6.7  | + 6.9   |
| Year-to-date - 1976/1975 - Total cumulatif.....                  | + 12.7                  |   |                                      |  |                                       |                                     |  |  |         |
| Adjusted for seasonal variation - Chiffres désaisonnalisés       |                         |   |                                      |  |                                       |                                     |  |  |         |
| M.C.D. - M.D.C.....  | 3                       | 6   | 2                                    | 1  | 2                                     | 2                                   | 1  | 3  | 2       |
| 1975 - January - Janvier.....                                    | 690.3                   | 702.0                                       | 2,053.1                              | 820.4  | 550.9                                 | 393.1                               | 1,764.4  | 177.6  | 1,586.8 |
| February - Février.....  | 688.8                   | 674.6                                       | 2,038.9                              | 822.0  | 565.6                                 | 407.9                               | 1,795.5  | 175.9  | 1,619.6 |
| March - Mars.....  | 675.8                   | 632.3                                       | 1,995.4                              | 819.4  | 551.6                                 | 416.8                               | 1,787.8  | 164.4  | 1,623.4 |
| April - Avril.....   | 691.6                   | 638.8                                       | 1,942.6                              | 818.4  | 548.7                                 | 418.2                               | 1,785.3  | 161.9  | 1,623.4 |
| May - Mai.....   | 690.5                   | 695.9                                       | 1,948.0                              | 819.7  | 556.3                                 | 427.5                               | 1,803.5  | 177.5  | 1,626.0 |
| June - Juin.....   | 711.7                   | 671.9                                       | 1,908.2                              | 812.6  | 554.5                                 | 423.3                               | 1,790.4  | 173.8  | 1,616.6 |
| July - Juillet.....  | 717.7                   | 747.0                                       | 1,937.5                              | 823.8  | 562.4                                 | 426.2                               | 1,812.4  | 174.3  | 1,638.1 |
| August - Août.....   | 730.2                   | 751.4                                       | 1,958.7                              | 811.1  | 576.7                                 | 425.2                               | 1,813.0  | 182.2  | 1,630.8 |
| September - Septembre.....                                       | 716.8                   | 715.7                                       | 1,957.6                              | 808.4  | 587.6                                 | 428.2                               | 1,824.2  | 179.4  | 1,644.8 |
| October - Octobre.....   | 748.4                   | 807.2                                       | 2,016.4                              | 795.6  | 580.4                                 | 432.3                               | 1,808.3  | 185.5  | 1,622.8 |
| November - Novembre.....   | 764.9                   | 751.6                                       | 2,003.1                              | 790.1  | 614.7                                 | 440.7                               | 1,845.5  | 190.1  | 1,655.4 |
| December - Décembre.....   | 768.4                   | 762.6                                       | 1,997.3                              | 778.1  | 644.3                                 | 448.9                               | 1,871.3  | 198.8  | 1,672.5 |
| 1976 - January - Janvier.....                                    | 756.7                   | 677.8                                       | 1,918.5                              | 771.8  | 643.3                                 | 464.3                               | 1,879.4  | 191.5  | 1,687.9 |
| February - Février.....  | 775.4                   | 642.0                                       | 1,785.1                              | 773.5  | 675.2                                 | 479.1                               | 1,927.8  | 190.2  | 1,737.6 |
| March - Mars.....  | 784.6                   | 705.9                                       | 1,706.4                              | 802.4  | 638.8                                 | 478.8                               | 1,920.0  | 159.2  | 1,760.8 |
| April - Avril.....   | 820.2                   | 798.4                                       | 1,684.6                              | 800.3  | 625.9                                 | 482.5                               | 1,908.7  | 153.2  | 1,755.5 |
| May - Mai.....   | 805.2                   | 855.0                                       | 1,734.4                              | 808.1  | 633.5                                 | 497.0                               | 1,938.6  | 174.4  | 1,764.2 |
| June - Juin.....   | 785.7                   | 767.9                                       | 1,716.6                              | 809.8  | 600.7                                 | 495.7                               | 1,906.2  | 155.8  | 1,750.4 |
| July - Juillet.....  | 786.0                   | 742.5                                       | 1,673.1                              | 803.1  | 598.3                                 | 509.9                               | 1,911.3  | 160.6  | 1,750.7 |
| August(r) - Août(r).....   | 794.4                   | 842.7                                       | 1,721.4                              | 818.3  | 605.9                                 | 499.9                               | 1,924.1  | 165.8  | 1,758.3 |
| September(p) - Septembre(p).....                                 | 767.2                   | 796.0                                       | 1,750.2                              | 808.0  | 617.3                                 | 500.4                               | 1,925.7  | 167.7  | 1,758.0 |
| October - Octobre.....   |                         |   |                                      |  |                                       |                                     |  |  |         |
| November - Novembre.....   |                         |   |                                      |  |                                       |                                     |  |  |         |
| December - Décembre.....   |                         |   |                                      |  |                                       |                                     |  |  |         |
| Per cent change - Variation en pourcentage                       |                         |   |                                      |  |                                       |                                     |  |  |         |
| Current month/prior month - Mois courant/mois précédent.....     | - 3.3                   | - 3.3                                       | + 1.7                                | - 1.2  | + 1.8                                 | + 8.1                               | + 0.1  | + 1.1  | - 6.0   |



TABLE 4. Estimated Value of Shipments, Orders and Inventory in Manufacturing Industries grouped according to an Economic Use Classification - Continued  
 TABLE 4. Valeur estimative des livraisons, commandes et stocks des industries manufacturières groupées d'après la classification économique en fonction de l'utilisation - suite

Other Intermediate Goods and Supplies Industries  
 Industries des autres produits et fournitures intermédiaires

| Date   | Shipments<br>Livraisons | New orders received during month<br>Nouvelles commandes reçues au cours du mois | Unfilled orders at end of month<br>Commandes en carnet à la fin du mois | All inventory held at end of month<br>Ensemble des stocks détenus à la fin du mois |                                       |                                     |         | Inventory held but not owned(1)<br>Stocks détenus mais non possédés (1) | Total inventory owned(1)<br>Total des stocks possédés (1) |
|--|-------------------------|---|---|--|---------------------------------------|-------------------------------------|---------|---|---|
|  |                         |   |   | millions of dollars - en millions de dollars                                       |                                       |                                     |         |   |   |
|  |                         |   |   | Raw materials<br>Matières premières  | Goods in process<br>Produits en cours | Finished products<br>Produits finis | Total   |   |   |
| Unadjusted for seasonal variation - Chiffres non-désaisonnalisés |                         |   |   |  |                                       |                                     |         |   |   |
| 1973 - Average - Moyenne.....                                    | 1,611.6                 | 1,654.3   | 1,441.5   | 1,254.1  | 541.3                                 | 1,023.4                             | 2,818.9 |   |   |
| 1974 - Average - Moyenne.....                                    | 2,003.1                 | 2,021.2   | 1,885.1   | 1,820.6  | 671.7                                 | 1,189.4                             | 3,681.8 |   |   |
| 1975 - Average - Moyenne.....                                    | 2,058.0                 | 2,041.8   | 1,693.1   | 2,128.9  | 781.7                                 | 1,578.9                             | 4,489.6 |   |   |
| 1975 - January - Janvier.....                                    | 1,974.2                 | 1,907.8   | 1,831.6   | 2,199.3  | 782.3                                 | 1,572.6                             | 4,554.2 |   |   |
| February - Février.....  | 1,928.4                 | 1,915.8   | 1,819.0   | 2,135.3  | 772.9                                 | 1,631.0                             | 4,539.3 |   |   |
| March - Mars.....  | 2,020.1                 | 1,961.8   | 1,760.7   | 2,110.6  | 758.5                                 | 1,684.8                             | 4,554.0 |   |   |
| April - Avril.....   | 2,078.2                 | 2,015.4   | 1,697.9   | 2,078.1  | 777.6                                 | 1,697.5                             | 4,553.4 |   |   |
| May - Mai.....   | 2,148.9                 | 2,149.2   | 1,698.2   | 2,074.6  | 778.4                                 | 1,609.3                             | 4,462.4 |   |   |
| June - Juin.....   | 2,108.0                 | 2,003.0   | 1,593.2   | 2,081.6  | 778.5                                 | 1,598.8                             | 4,459.0 |   |   |
| July - Juillet.....  | 1,930.7                 | 1,911.3   | 1,573.8   | 2,106.8  | 781.1                                 | 1,527.6                             | 4,415.6 |   |   |
| August - Août.....   | 1,885.8                 | 1,970.7   | 1,658.7   | 2,111.3  | 787.6                                 | 1,504.6                             | 4,403.5 |   |   |
| September - Septembre.....                                       | 2,177.3                 | 2,190.5   | 1,671.9   | 2,102.3  | 794.4                                 | 1,499.9                             | 4,396.7 |   |   |
| October - Octobre.....   | 2,262.2                 | 2,225.7   | 1,635.4   | 2,117.4  | 774.5                                 | 1,501.7                             | 4,393.7 |   |   |
| November - Novembre.....   | 2,124.0                 | 2,160.9   | 1,672.4   | 2,161.5  | 791.7                                 | 1,527.9                             | 4,481.3 |   |   |
| December - Décembre.....   | 2,057.8                 | 2,089.3   | 1,703.8   | 2,267.8  | 802.7                                 | 1,590.9                             | 4,661.5 |   |   |
| Total.....   | 24,696.2                |   |   |  |                                       |                                     |         |   |   |
| 1976 - January - Janvier.....                                    | 2,062.9                 | 2,038.0   | 1,679.0   | 2,127.3  | 854.5                                 | 1,601.8                             | 4,583.6 |   |   |
| February - Février.....  | 2,163.9                 | 2,222.2   | 1,737.3   | 2,084.7  | 858.3                                 | 1,647.2                             | 4,590.1 |   |   |
| March - Mars.....  | 2,472.3                 | 2,558.0   | 1,823.0   | 2,052.9  | 866.9                                 | 1,742.0                             | 4,661.8 |   |   |
| April - Avril.....   | 2,377.6                 | 2,452.4   | 1,897.8   | 2,066.5  | 861.0                                 | 1,756.4                             | 4,683.9 |   |   |
| May - Mai.....   | 2,460.1                 | 2,395.8   | 1,833.5   | 2,089.0  | 877.7                                 | 1,653.7                             | 4,620.3 |   |   |
| June - Juin.....   | 2,530.4                 | 2,518.3   | 1,821.4   | 2,141.2  | 897.8                                 | 1,643.3                             | 4,682.2 |   |   |
| July - Juillet.....  | 2,049.1                 | 2,049.7   | 1,822.0   | 2,182.4  | 915.8                                 | 1,622.8                             | 4,721.1 |   |   |
| August(r) - Août(r).....   | 2,224.2                 | 2,235.6   | 1,833.4   | 2,204.5  | 930.0                                 | 1,627.6                             | 4,762.2 |   |   |
| September(p) - Septembret(p).....                                | 2,422.9                 | 2,348.5   | 1,759.0   | 2,201.4  | 945.3                                 | 1,631.8                             | 4,778.6 |   |   |
| October - Octobre.....   |                         |   |   |  |                                       |                                     |         |   |   |
| November - Novembre.....   |                         |   |   |  |                                       |                                     |         |   |   |
| December - Décembre.....   |                         |   |   |  |                                       |                                     |         |   |   |
| Total.....   |                         |   |   |  |                                       |                                     |         |   |   |
| 1976 - Year-to-date - Total cumulatif.....                       | 20,763.4                |   |   |  |                                       |                                     |         |   |   |
| 1975 - Year-to-date - Total cumulatif.....                       | 18,252.0                |   |   |  |                                       |                                     |         |   |   |
| Per cent change - Variation en pourcentage                       |                         |   |   |  |                                       |                                     |         |   |   |
| Current month/prior month - Mois courant/mois précédent.....     |                         |   |   |  |                                       |                                     |         |   |   |
|  | + 8.9                   | + 5.1   | - 4.1   | - 0.1  | + 1.6                                 | + 0.3                               | + 0.3   |   |   |
| Current month - 1976/1975 - Mois courant.....                    |                         |   |   |  |                                       |                                     |         |   |   |
|  | + 11.3                  | + 7.2   | + 5.2   | + 4.7  | + 19.0                                | + 8.8                               | + 8.7   |   |   |
| Year-to-date - 1976/1975 - Total cumulatif.....                  |                         |   |   |  |                                       |                                     |         |   |   |
|  | + 13.8                  |   |   |  |                                       |                                     |         |   |   |
| Adjusted for seasonal variation - Chiffres désaisonnalisés       |                         |   |   |  |                                       |                                     |         |   |   |
| M.C.D. - M.D.C. ....   | 2                       | 6   | 2   | 1  | 1                                     | 1                                   | 1       |   |   |
| 1975 - January - Janvier.....                                    | 2,013.9                 | 1,916.3   | 1,815.2   | 2,152.9  | 768.5                                 | 1,523.8                             | 4,445.2 |   |   |
| February - Février.....  | 1,994.1                 | 1,965.7   | 1,786.8   | 2,145.6  | 769.5                                 | 1,549.5                             | 4,464.6 |   |   |
| March - Mars.....  | 1,964.0                 | 1,912.8   | 1,735.6   | 2,180.8  | 757.9                                 | 1,579.3                             | 4,518.0 |   |   |
| April - Avril.....   | 2,000.3                 | 1,959.6   | 1,694.9   | 2,136.3  | 775.5                                 | 1,595.0                             | 4,506.8 |   |   |
| May - Mai.....   | 2,010.6                 | 1,985.7   | 1,670.0   | 2,118.5  | 779.4                                 | 1,588.6                             | 4,486.5 |   |   |
| June - Juin.....   | 2,022.6                 | 1,958.0   | 1,605.4   | 2,131.3  | 786.4                                 | 1,597.3                             | 4,515.0 |   |   |
| July - Juillet.....  | 2,076.4                 | 2,048.9   | 1,577.9   | 2,093.9  | 791.0                                 | 1,590.8                             | 4,475.7 |   |   |
| August - Août.....   | 2,117.3                 | 2,183.0   | 1,643.6   | 2,084.7  | 775.2                                 | 1,567.7                             | 4,427.6 |   |   |
| September - Septembre.....                                       | 2,097.8                 | 2,146.2   | 1,692.0   | 2,093.9  | 788.2                                 | 1,594.3                             | 4,476.4 |   |   |
| October - Octobre.....   | 2,123.6                 | 2,110.4   | 1,678.8   | 2,108.5  | 783.2                                 | 1,592.5                             | 4,484.2 |   |   |
| November - Novembre.....   | 2,130.4                 | 2,147.6   | 1,696.0   | 2,135.8  | 801.4                                 | 1,584.8                             | 4,522.0 |   |   |
| December - Décembre.....   | 2,166.1                 | 2,187.2   | 1,717.1   | 2,170.8  | 806.5                                 | 1,588.5                             | 4,565.8 |   |   |
| 1976 - January - Janvier.....                                    | 2,142.0                 | 2,090.4   | 1,665.5   | 2,081.3  | 838.9                                 | 1,552.0                             | 4,472.2 |   |   |
| February - Février.....  | 2,202.4                 | 2,244.0   | 1,707.1   | 2,093.5  | 854.7                                 | 1,565.5                             | 4,513.7 |   |   |
| March - Mars.....  | 2,304.2                 | 2,395.3   | 1,798.2   | 2,121.4  | 866.3                                 | 1,633.0                             | 4,620.7 |   |   |
| April - Avril.....   | 2,303.8                 | 2,402.2   | 1,896.6   | 2,124.0  | 858.5                                 | 1,650.0                             | 4,632.5 |   |   |
| May - Mai.....   | 2,365.8                 | 2,272.0   | 1,802.8   | 2,132.0  | 878.7                                 | 1,633.9                             | 4,644.6 |   |   |
| June - Juin.....   | 2,353.8                 | 2,386.4   | 1,835.4   | 2,191.6  | 906.8                                 | 1,641.6                             | 4,740.0 |   |   |
| July - Juillet.....  | 2,263.1                 | 2,255.4   | 1,827.7   | 2,168.6  | 927.4                                 | 1,691.0                             | 4,787.0 |   |   |
| August(r) - Août(r).....   | 2,445.2                 | 2,432.9   | 1,815.4   | 2,176.9  | 915.4                                 | 1,696.5                             | 4,788.8 |   |   |
| September(p) - Septembret(p).....                                | 2,307.1                 | 2,272.2   | 1,780.5   | 2,194.0  | 938.1                                 | 1,734.2                             | 4,866.3 |   |   |
| October - Octobre.....   |                         |   |   |  |                                       |                                     |         |   |   |
| November - Novembre.....   |                         |   |   |  |                                       |                                     |         |   |   |
| December - Décembre.....   |                         |   |   |  |                                       |                                     |         |   |   |
| Per cent change - Variation en pourcentage                       |                         |   |   |  |                                       |                                     |         |   |   |
| Current month/prior month - Mois courant/mois précédent.....     |                         |   |   |  |                                       |                                     |         |   |   |
|  | - 5.6                   | - 6.6   | - 1.9   | + 0.8  | + 2.5                                 | + 2.2                               | + 1.6   |   |   |

See footnote(s) on page 63. - Voir note(s) à la page 63.

TABLE 4. Estimated Value of Shipments, Orders and Inventory in Manufacturing Industries grouped according to an Economic Use Classification - Continued  
 TABLEAU 4. Valeur estimative des livraisons, commandes et stocks des industries manufacturières groupées d'après la classification économique en fonction de l'utilisation - suite

|  |                         | Export-based Industries<br>Industries orientées vers l'exportation              |   |  |                                       |                                     |  |  |         |  |
|--|-------------------------|---|---|--|---------------------------------------|-------------------------------------|--|--|---------|--|
| Date   | Shipments<br>Livraisons | New orders received during month<br>Nouvelles commandes reçues au cours du mois | Unfilled orders at end of month<br>Commandes en carnet à la fin du mois | All inventory held at end of month<br>Ensemble des stocks détenus à la fin du mois |                                       |                                     | Inventory held but not owned<br>Stocks détenus mais non possédés | Total inventory owned<br>Total des stocks possédés |         |  |
|  |                         |   |   | Total  |                                       |                                     |  |  |         |  |
|  |                         |   |   | Raw materials<br>Matières premières  | Goods in process<br>Produits en cours | Finished products<br>Produits finis |  |  |         |  |
| millions of dollars - en millions de dollars                     |                         |   |   |  |                                       |                                     |  |  |         |  |
| Unadjusted for seasonal variation - Chiffres non-désaisonnalisés |                         |   |   |  |                                       |                                     |  |  |         |  |
| 1973 - Average - Moyenne   | 1,153.3                 | 1,175.5   | 471.1   | 643.6  | 659.5                                 | 514.5                               | 1,817.7  | -  | 1,817.7 |  |
| 1974 - Average - Moyenne   | 1,391.9                 | 1,379.9   | 510.4   | 850.6  | 750.4                                 | 620.6                               | 2,221.6  | -  | 2,221.6 |  |
| 1975 - Average - Moyenne   | 1,391.7                 | 1,382.8   | 372.8   | 1,164.6  | 831.2                                 | 708.1                               | 2,794.0  | -  | 2,704.0 |  |
| 1975 - January - Janvier   | 1,246.4                 | 1,286.6   | 492.5   | 1,102.7  | 821.4                                 | 656.9                               | 2,581.1  | -  | 2,581.1 |  |
| February - Février   | 1,288.8                 | 1,236.3   | 440.0   | 1,109.1  | 803.9                                 | 692.1                               | 2,605.1  | -  | 2,605.1 |  |
| March - Mars   | 1,417.9                 | 1,427.6   | 449.5   | 1,111.5  | 821.1                                 | 724.8                               | 2,657.5  | -  | 2,657.5 |  |
| April - Avril  | 1,484.3                 | 1,429.5   | 394.8   | 1,121.3  | 806.7                                 | 723.1                               | 2,651.2  | -  | 2,651.2 |  |
| May - Mai  | 1,529.7                 | 1,497.3   | 362.3   | 1,092.5  | 832.4                                 | 728.7                               | 2,653.7  | -  | 2,653.7 |  |
| June - Juin  | 1,524.2                 | 1,454.9   | 293.0   | 1,143.9  | 808.1                                 | 724.0                               | 2,676.1  | -  | 2,676.1 |  |
| July - Juillet   | 1,253.7                 | 1,244.1   | 283.5   | 1,179.7  | 803.0                                 | 701.5                               | 2,684.3  | -  | 2,684.3 |  |
| August - Août  | 1,202.4                 | 1,198.8   | 279.8   | 1,201.6  | 815.0                                 | 709.1                               | 2,725.8  | -  | 2,725.8 |  |
| September - Septembre  | 1,365.1                 | 1,422.7   | 337.5   | 1,231.7  | 827.6                                 | 698.6                               | 2,758.0  | -  | 2,758.0 |  |
| October - Octobre  | 1,482.0                 | 1,535.7   | 391.2   | 1,238.6  | 844.7                                 | 721.4                               | 2,804.8  | -  | 2,804.8 |  |
| November - Novembre  | 1,505.3                 | 1,517.7   | 403.6   | 1,213.3  | 879.5                                 | 722.2                               | 2,803.1  | -  | 2,803.1 |  |
| December - Décembre  | 1,400.2                 | 1,342.9   | 346.2   | 1,241.1  | 911.3                                 | 694.6                               | 2,847.2  | -  | 2,847.2 |  |
| Total  | 16,700.6                |   |   |  |                                       |                                     |  |  |         |  |
| 1976 - January - Janvier   | 1,389.5                 | 1,423.6   | 380.3   | 1,234.8  | 894.5                                 | 742.0                               | 2,871.4  | -  | 2,871.4 |  |
| February - Février   | 1,454.0                 | 1,448.9   | 375.3   | 1,225.6  | 887.5                                 | 772.5                               | 2,885.5  | -  | 2,885.5 |  |
| March - Mars   | 1,734.8                 | 1,773.0   | 413.5   | 1,188.7  | 936.3                                 | 799.6                               | 2,924.6  | -  | 2,924.6 |  |
| April - Avril  | 1,803.5                 | 1,821.3   | 431.3   | 1,148.1  | 883.1                                 | 799.7                               | 2,830.8  | -  | 2,830.8 |  |
| May - Mai  | 1,770.4                 | 1,750.0   | 411.0   | 1,091.8  | 847.7                                 | 802.2                               | 2,741.7  | -  | 2,741.7 |  |
| June - Juin  | 1,795.9                 | 1,743.2   | 358.3   | 1,091.6  | 843.3                                 | 803.8                               | 2,738.7  | -  | 2,738.7 |  |
| July - Juillet   | 1,354.6                 | 1,364.7   | 368.4   | 1,148.1  | 859.0                                 | 841.6                               | 2,848.8  | -  | 2,848.8 |  |
| August(r) - Août(r)  | 1,593.0                 | 1,606.9   | 382.2   | 1,170.8  | 854.9                                 | 866.6                               | 2,892.3  | -  | 2,892.3 |  |
| September(p) - Septembre(p)                                      | 1,705.2                 | 1,669.5   | 346.5   | 1,208.4  | 884.7                                 | 905.1                               | 2,998.1  | -  | 2,998.1 |  |
| October - Octobre  |                         |   |   |  |                                       |                                     |  |  |         |  |
| November - Novembre  |                         |   |   |  |                                       |                                     |  |  |         |  |
| December - Décembre  |                         |   |   |  |                                       |                                     |  |  |         |  |
| Total  |                         |   |   |  |                                       |                                     |  |  |         |  |
| 1976 - Year-to-date - Total cumulatif                            | 14,600.8                |   |   |  |                                       |                                     |  |  |         |  |
| 1975 - Year-to-date - Total cumulatif                            | 12,313.0                |   |   |  |                                       |                                     |  |  |         |  |
| Per cent change - Variation en pourcentage                       |                         |   |   |  |                                       |                                     |  |  |         |  |
| Current month/prior month - Mois courant/précédent               | + 7.0                   | + 3.9   | - 9.3   | + 3.2  | + 3.5                                 | + 4.4                               | + 3.7  | -  | + 3.7   |  |
| Current month - 1976/1975 - Mois courant                         | + 24.9                  | + 17.3  | + 2.7   | - 1.9  | + 6.9                                 | + 29.6                              | + 8.7  | -  | + 8.7   |  |
| Year-to-date - 1976/1975 - Total cumulatif                       | + 18.6                  |   |   |  |                                       |                                     |  |  |         |  |
| Adjusted for seasonal variation - Chiffres désaisonnalisés       |                         |   |   |  |                                       |                                     |  |  |         |  |
| M.C.D. - M.D.C.  | 3                       | 3   | 2   | 1  | 2                                     | 2                                   | 1  |  | 1       |  |
| 1975 - January - Janvier   | 1,271.9                 | 1,297.3   | 465.3   | 1,071.0  | 796.5                                 | 664.8                               | 2,532.3  | -  | 2,532.3 |  |
| February - Février   | 1,341.3                 | 1,309.4   | 433.4   | 1,096.5  | 779.6                                 | 689.3                               | 2,565.4  | -  | 2,565.4 |  |
| March - Mars   | 1,346.3                 | 1,332.2   | 419.3   | 1,121.9  | 793.9                                 | 714.6                               | 2,630.4  | -  | 2,630.4 |  |
| April - Avril  | 1,367.1                 | 1,337.1   | 389.3   | 1,190.9  | 807.1                                 | 718.6                               | 2,716.6  | -  | 2,716.6 |  |
| May - Mai  | 1,395.6                 | 1,376.9   | 370.6   | 1,169.8  | 849.1                                 | 743.9                               | 2,762.8  | -  | 2,762.8 |  |
| June - Juin  | 1,403.6                 | 1,349.7   | 316.7   | 1,220.2  | 835.6                                 | 748.5                               | 2,804.3  | -  | 2,804.3 |  |
| July - Juillet   | 1,419.3                 | 1,397.7   | 295.1   | 1,203.8  | 866.2                                 | 736.4                               | 2,806.4  | -  | 2,806.4 |  |
| August - Août  | 1,495.1                 | 1,493.1   | 293.1   | 1,204.3  | 828.1                                 | 682.7                               | 2,715.1  | -  | 2,715.1 |  |
| September - Septembre  | 1,383.2                 | 1,445.0   | 354.9   | 1,202.4  | 829.6                                 | 668.3                               | 2,700.3  | -  | 2,700.3 |  |
| October - Octobre  | 1,393.0                 | 1,430.5   | 392.4   | 1,188.8  | 844.8                                 | 684.1                               | 2,717.7  | -  | 2,717.7 |  |
| November - Novembre  | 1,438.8                 | 1,433.0   | 386.6   | 1,146.8  | 863.5                                 | 717.4                               | 2,727.7  | -  | 2,727.7 |  |
| December - Décembre  | 1,472.1                 | 1,422.5   | 337.0   | 1,171.8  | 885.9                                 | 739.4                               | 2,797.1  | -  | 2,797.1 |  |
| 1976 - January - Janvier   | 1,437.0                 | 1,458.4   | 358.5   | 1,199.0  | 867.9                                 | 751.6                               | 2,818.5  | -  | 2,818.5 |  |
| February - Février   | 1,489.6                 | 1,501.4   | 370.3   | 1,210.6  | 861.0                                 | 769.9                               | 2,841.5  | -  | 2,841.5 |  |
| March - Mars   | 1,582.7                 | 1,598.3   | 385.9   | 1,198.5  | 905.5                                 | 787.9                               | 2,891.9  | -  | 2,891.9 |  |
| April - Avril  | 1,705.8                 | 1,744.5   | 424.6   | 1,218.6  | 884.5                                 | 793.9                               | 2,897.0  | -  | 2,897.0 |  |
| May - Mai  | 1,638.1                 | 1,633.2   | 419.7   | 1,167.8  | 864.6                                 | 818.4                               | 2,850.8  | -  | 2,850.8 |  |
| June - Juin  | 1,591.5                 | 1,559.7   | 387.9   | 1,163.7  | 872.4                                 | 830.8                               | 2,866.9  | -  | 2,866.9 |  |
| July - Juillet   | 1,585.8                 | 1,581.4   | 383.5   | 1,170.5  | 926.3                                 | 882.7                               | 2,979.5  | -  | 2,979.5 |  |
| August(r) - Août(r)  | 1,926.4                 | 1,943.0   | 400.1   | 1,174.1  | 868.6                                 | 835.1                               | 2,877.8  | -  | 2,877.8 |  |
| September(p) - Septembre(p)                                      | 1,727.7                 | 1,692.1   | 364.5   | 1,180.7  | 886.7                                 | 865.9                               | 2,933.3  | -  | 2,933.3 |  |
| October - Octobre  |                         |   |   |  |                                       |                                     |  |  |         |  |
| November - Novembre  |                         |   |   |  |                                       |                                     |  |  |         |  |
| December - Décembre  |                         |   |   |  |                                       |                                     |  |  |         |  |
| Per cent change - Variation en pourcentage                       |                         |   |   |  |                                       |                                     |  |  |         |  |
| Current month/prior month - Mois courant/précédent               | - 9.3                   | - 13.9  | - 3.9   | + 0.6  | + 3.1                                 | + 3.7                               | + 1.9  | -  | + 1.9   |  |

TABLE 4. Estimated Value of Shipments, Orders and Inventory in Manufacturing Industries grouped according to an Economic Use Classification – Concluded  
 TABLEAU 4. Valeur estimative des livraisons, commandes et stocks des industries manufacturières groupées d'après la classification économique en fonction de l'utilisation – fin

Supplementary Classification – Automotive Products Industries  
 Classification complémentaire – Industries connexes de l'automobile

| Date   | Shipments<br>Livraisons | New orders received during month<br>Nouvelles commandes reçues au cours du mois | Unfilled orders at end of month<br>Commandes en carnet à la fin du mois | All inventory held at end of month<br>Ensemble des stocks détenus à la fin du mois |                                       |                                     | Inventory held but not owned<br>Stocks détenus mais non possédés | Total inventory owned<br>Total des stocks possédés |
|--|-------------------------|---|---|--|---------------------------------------|-------------------------------------|--|--|
|  |                         |   |   | Raw materials<br>Matières premières  | Goods in process<br>Produits en cours | Finished products<br>Produits finis |  |  |
|  |                         |   |   |  |                                       |                                     |  |  |
| millions of dollars – en millions de dollars                     |                         |   |   |  |                                       |                                     |  |  |
| Unadjusted for seasonal variation – Chiffres non-désaisonnalisés |                         |   |   |  |                                       |                                     |  |  |
| 1973 – Average – Moyenne.....                                    | 926.8                   | 942.6   | 274.5   | 364.7  | 325.7                                 | 449.6                               | 1,140.1  | – 1,140.1  |
| 1974 – Average – Moyenne.....                                    | 1,157.4                 | 1,152.3   | 360.8   | 580.2  | 407.2                                 | 669.5                               | 1,656.9  | – 1,656.9  |
| 1975 – Average – Moyenne.....                                    | 1,333.8                 | 1,327.4   | 245.6   | 622.6  | 467.9                                 | 836.7                               | 1,927.3  | – 1,927.3  |
| 1975 – January – Janvier.....                                    | 1,093.7                 | 1,065.5   | 296.1   | 640.3  | 475.6                                 | 798.5                               | 1,914.6  | – 1,914.6  |
| February – Février.....  | 1,157.8                 | 1,147.8   | 286.1   | 611.9  | 460.4                                 | 829.2                               | 1,901.6  | – 1,901.6  |
| March – Mars.....  | 1,291.1                 | 1,281.3   | 276.3   | 667.3  | 449.7                                 | 861.5                               | 1,978.6  | – 1,978.6  |
| April – Avril.....   | 1,348.1                 | 1,320.5   | 248.7   | 607.8  | 450.9                                 | 869.4                               | 1,928.2  | – 1,928.2  |
| May – Mai.....   | 1,366.2                 | 1,348.2   | 230.7   | 587.3  | 458.6                                 | 844.2                               | 1,890.2  | – 1,890.2  |
| June – Juin.....   | 1,352.4                 | 1,334.0   | 212.3   | 611.5  | 450.6                                 | 833.1                               | 1,895.3  | – 1,895.3  |
| July – Juillet.....  | 1,160.4                 | 1,156.5   | 208.5   | 562.7  | 447.2                                 | 812.7                               | 1,822.7  | – 1,822.7  |
| August – Août.....   | 1,192.1                 | 1,205.7   | 222.1   | 574.1  | 443.1                                 | 862.2                               | 1,879.5  | – 1,879.5  |
| September – Septembre.....                                       | 1,439.0                 | 1,443.7   | 226.8   | 644.0  | 458.6                                 | 856.7                               | 1,959.4  | – 1,959.4  |
| October – Octobre.....   | 1,558.7                 | 1,567.9   | 235.9   | 636.5  | 473.1                                 | 820.8                               | 1,930.5  | – 1,930.5  |
| November – Novembre.....   | 1,546.6                 | 1,566.9   | 256.2   | 661.9  | 512.9                                 | 827.3                               | 2,002.2  | – 2,002.2  |
| December – Décembre.....   | 1,499.7                 | 1,491.3   | 247.9   | 665.7  | 534.6                                 | 824.4                               | 2,024.7  | – 2,024.7  |
| Total.....   | 16,006.4                |   |   |  |                                       |                                     |  |  |
| 1976 – January – Janvier.....                                    | 1,534.5                 | 1,549.7   | 263.1   | 656.3  | 505.8                                 | 840.6                               | 2,002.7  | – 2,002.7  |
| February – Février.....  | 1,505.6                 | 1,499.4   | 256.8   | 618.5  | 501.2                                 | 865.1                               | 1,984.7  | – 1,984.7  |
| March – Mars.....  | 1,700.3                 | 1,697.8   | 254.3   | 651.0  | 550.6                                 | 868.1                               | 2,069.7  | – 2,069.7  |
| April – Avril.....   | 1,645.3                 | 1,642.9   | 252.0   | 703.9  | 524.0                                 | 843.4                               | 2,071.4  | – 2,071.4  |
| May – Mai.....   | 1,648.0                 | 1,634.1   | 238.0   | 691.2  | 504.2                                 | 843.6                               | 2,038.9  | – 2,038.9  |
| June – Juin.....   | 1,729.9                 | 1,710.7   | 218.8   | 693.6  | 518.7                                 | 819.3                               | 2,031.6  | – 2,031.6  |
| July – Juillet.....  | 1,223.2                 | 1,231.0   | 226.6   | 767.9  | 519.7                                 | 841.7                               | 2,129.3  | – 2,129.3  |
| August(r) – Août(r).....   | 1,475.1                 | 1,491.3   | 242.7   | 753.1  | 520.0                                 | 888.7                               | 2,161.7  | – 2,161.7  |
| September(p) – Septembre(p).....                                 | 1,645.5                 | 1,629.7   | 227.0   | 805.0  | 550.5                                 | 898.8                               | 2,254.3  | – 2,254.3  |
| October – Octobre.....   |                         |   |   |  |                                       |                                     |  |  |
| November – Novembre.....   |                         |   |   |  |                                       |                                     |  |  |
| December – Décembre.....   |                         |   |   |  |                                       |                                     |  |  |
| Total.....   |                         |   |   |  |                                       |                                     |  |  |
| 1976 – Year-to-date – Total cumulatif.....                       | 14,107.6                |   |   |  |                                       |                                     |  |  |
| 1975 – Year-to-date – Total cumulatif.....                       | 11,401.2                |   |   |  |                                       |                                     |  |  |
| Per cent change – Variation en pourcentage                       |                         |   |   |  |                                       |                                     |  |  |
| Current month/prior month – Mois courant/mois précédent.....     | + 11.5                  | + 9.3   | – 6.5   | + 6.9  | + 5.9                                 | + 1.1                               | + 4.3  | – + 4.3  |
| Current month – 1976/1975 – Mois courant.....                    | + 14.4                  | + 12.9  | + 0.1   | + 25.0   | + 20.0                                | + 4.9                               | + 15.1   | – + 15.1   |
| Year-to-date – 1976/1975 – Total cumulatif.....                  | + 23.7                  |   |   |  |                                       |                                     |  |  |
| Adjusted for seasonal variation – Chiffres désaisonnalisés       |                         |   |   |  |                                       |                                     |  |  |
| M.C.D. – M.D.C. ....   | 4                       | 5   | 2   | 2  | 3                                     | 2                                   | 2  | 2  |
| 1975 – January – Janvier.....                                    | 1,026.7                 | 1,003.8   | 284.5   | 641.3  | 465.9                                 | 805.0                               | 1,912.2  | – 1,912.2  |
| February – Février.....  | 1,157.7                 | 1,155.3   | 282.1   | 609.3  | 457.8                                 | 817.3                               | 1,884.4  | – 1,884.4  |
| March – Mars.....  | 1,211.8                 | 1,199.4   | 269.7   | 641.7  | 448.0                                 | 830.5                               | 1,920.2  | – 1,920.2  |
| April – Avril.....   | 1,235.3                 | 1,216.1   | 250.5   | 608.0  | 453.5                                 | 846.6                               | 1,907.1  | – 1,907.1  |
| May – Mai.....   | 1,269.8                 | 1,257.3   | 238.0   | 603.1  | 470.3                                 | 856.5                               | 1,929.9  | – 1,929.9  |
| June – Juin.....   | 1,290.8                 | 1,286.2   | 233.4   | 611.6  | 472.1                                 | 840.9                               | 1,924.6  | – 1,924.6  |
| July – Juillet.....  | 1,363.6                 | 1,349.2   | 219.0   | 576.0  | 507.9                                 | 828.9                               | 1,912.8  | – 1,912.8  |
| August – Août.....   | 1,598.7                 | 1,600.9   | 221.2   | 567.5  | 439.2                                 | 833.2                               | 1,839.9  | – 1,839.9  |
| September – Septembre.....                                       | 1,419.0                 | 1,428.9   | 231.1   | 664.3  | 450.7                                 | 836.3                               | 1,951.3  | – 1,951.3  |
| October – Octobre.....   | 1,410.8                 | 1,412.6   | 232.9   | 630.8  | 465.6                                 | 816.9                               | 1,913.3  | – 1,913.3  |
| November – Novembre.....   | 1,509.8                 | 1,522.3   | 245.4   | 656.5  | 485.4                                 | 860.2                               | 2,002.1  | – 2,002.1  |
| December – Décembre.....   | 1,606.9                 | 1,596.8   | 235.3   | 661.2  | 501.1                                 | 873.8                               | 2,036.1  | – 2,036.1  |
| 1976 – January – Janvier.....                                    | 1,494.4                 | 1,512.4   | 253.3   | 657.1  | 496.4                                 | 848.6                               | 2,002.1  | – 2,002.1  |
| February – Février.....  | 1,500.0                 | 1,500.4   | 253.7   | 615.1  | 498.7                                 | 853.5                               | 1,967.3  | – 1,967.3  |
| March – Mars.....  | 1,503.1                 | 1,497.8   | 248.4   | 624.7  | 548.7                                 | 836.2                               | 2,009.6  | – 2,009.6  |
| April – Avril.....   | 1,551.6                 | 1,557.4   | 254.2   | 704.3  | 528.0                                 | 819.4                               | 2,051.7  | – 2,051.7  |
| May – Mai.....   | 1,558.3                 | 1,549.0   | 244.9   | 710.8  | 516.8                                 | 855.8                               | 2,083.4  | – 2,083.4  |
| June – Juin.....   | 1,583.8                 | 1,578.3   | 239.4   | 692.9  | 542.8                                 | 827.4                               | 2,063.1  | – 2,063.1  |
| July – Juillet.....  | 1,484.6                 | 1,483.7   | 238.5   | 786.7  | 589.8                                 | 858.4                               | 2,234.9  | – 2,234.9  |
| August(r) – Août(r).....   | 1,939.3                 | 1,942.5   | 241.7   | 745.3  | 515.9                                 | 859.3                               | 2,120.5  | – 2,120.5  |
| September(p) – Septembre(p).....                                 | 1,596.9                 | 1,587.2   | 232.0   | 832.0  | 541.3                                 | 876.9                               | 2,250.2  | – 2,250.2  |
| October – Octobre.....   |                         |   |   |  |                                       |                                     |  |  |
| November – Novembre.....   |                         |   |   |  |                                       |                                     |  |  |
| December – Décembre.....   |                         |   |   |  |                                       |                                     |  |  |
| Per cent change – Variation en pourcentage                       |                         |   |   |  |                                       |                                     |  |  |
| Current month/prior month – Mois courant/mois précédent.....     | – 17.7                  | – 18.3  | – 4.0   | + 11.6   | + 4.9                                 | + 2.0                               | + 6.1  | – + 6.1  |



TABLE 5. Estimated Value of Shipments, by Industry Group and Province  
 TABLEAU 5. Valeur estimative des livraisons, par groupe d'industries et province

| Industry Group and Province<br>Groupe d'industries et province  | 1975             |                     |                     |                     |  | 1976             |                     |                           |                           |  |
|---|------------------|---------------------|---------------------|---------------------|--|------------------|---------------------|---------------------------|---------------------------|--|
|   | June<br>—<br>Jun | July<br>—<br>Juill. | August<br>—<br>Août | Sept.<br>—<br>Sept. | Year<br>to date<br>—<br>Total<br>cumulatif | June<br>—<br>Jun | July<br>—<br>Juill. | August(r)<br>—<br>Août(r) | Sept.(p)<br>—<br>Sept.(p) | Year<br>to date<br>—<br>Total<br>cumulatif |
| thousands of dollars — milliers de dollars  |                  |                     |                     |                     |  |                  |                     |                           |                           |  |
| <b>1 — FOODS AND BEVERAGES INDUSTRIES — INDUSTRIES DES ALIMENTS ET BOISSONS</b>                                   |                  |                     |                     |                     |  |                  |                     |                           |                           |  |
| Newfoundland — Terre-Neuve .....  | 14,160           | 15,253              | 18,230              | 16,899              | 123,844                                    | 17,972           | 16,162              | 18,643                    | 18,153                    | 147,908                                    |
| Nova Scotia — Nouvelle-Écosse .....   | 33,875           | 36,365              | 35,093              | 36,633              | 297,725                                    | 38,384           | 37,116              | 41,935                    | 42,145                    | 352,341                                    |
| New Brunswick — Nouveau-Brunswick .....   | 43,482           | 42,204              | 45,806              | 45,590              | 375,901                                    | 44,090           | 45,906              | 40,815                    | 39,251                    | 382,160                                    |
| Québec .....  | 376,098          | 386,029             | 379,530             | 408,035             | 3,185,587                                  | 405,046          | 374,966             | 379,239                   | 393,752                   | 3,390,164                                  |
| Ontario .....   | 564,204          | 566,432             | 577,691             | 614,180             | 4,916,266                                  | 617,967          | 581,539             | 590,905                   | 625,006                   | 5,198,943                                  |
| Manitoba .....  | 71,435           | 72,295              | 73,597              | 77,355              | 616,741                                    | 77,288           | 74,412              | 74,225                    | 73,482                    | 643,933                                    |
| Saskatchewan .....  | 36,690           | 39,938              | 37,815              | 37,847              | 321,238                                    | 41,366           | 38,764              | 38,874                    | 38,840                    | 341,561                                    |
| Alberta .....   | 132,305          | 137,266             | 141,876             | 142,234             | 1,195,699                                  | 149,012          | 144,932             | 137,281                   | 131,461                   | 1,272,344                                  |
| British Columbia — Colombie-Britannique .....   | 97,423           | 100,263             | 93,530              | 95,978              | 873,575                                    | 102,657          | 106,298             | 105,406                   | 110,796                   | 912,939                                    |
| <b>Canada .....</b>   | <b>1,376,661</b> | <b>1,403,673</b>    | <b>1,411,070</b>    | <b>1,481,739</b>    | <b>11,966,23</b>                           | <b>1,501,598</b> | <b>1,427,830</b>    | <b>1,436,370</b>          | <b>1,480,559</b>          | <b>12,710,69</b>                           |
| <b>2 — TOBACCO PRODUCTS INDUSTRIES — INDUSTRIE DU TABAC</b>   |                  |                     |                     |                     |  |                  |                     |                           |                           |  |
| Québec .....  | 38,920           | 27,976              | 27,148              | 33,448              | 254,628                                    | 32,237           | 30,354              | 30,324                    | 34,599                    | 265,976                                    |
| Ontario .....   | 32,002           | 24,740              | 24,260              | 29,690              | 321,512                                    | 26,096           | 24,716              | 24,255                    | 26,197                    | 291,289                                    |
| <b>Canada .....</b>   | <b>70,922</b>    | <b>52,716</b>       | <b>51,408</b>       | <b>63,138</b>       | <b>576,140</b>                             | <b>58,333</b>    | <b>55,070</b>       | <b>54,579</b>             | <b>60,796</b>             | <b>557,265</b>                             |
| <b>3 — RUBBER AND PLASTICS PRODUCTS INDUSTRIES — INDUSTRIE DU CAOUTCHOUC ET DES PRODUITS EN MATIÈRE PLASTIQUE</b> |                  |                     |                     |                     |  |                  |                     |                           |                           |  |
| Québec .....  | 38,027           | 32,402              | 35,013              | 41,938              | 328,782                                    | 49,255           | 40,243              | 45,048                    | 48,848                    | 399,872                                    |
| Ontario .....   | 107,735          | 95,643              | 93,643              | 112,520             | 918,227                                    | 127,219          | 106,123             | 106,990                   | 128,628                   | 1,035,630                                  |
| Manitoba .....  | 1,338            | 1,116               | 891                 | 783                 | 9,447                                      | 1,594            | 1,132               | 986                       | 1,217                     | 12,072                                     |
| Alberta .....   | 5,679            | 5,215               | 6,287               | 5,335               | 48,150                                     | 6,415            | 6,136               | 5,370                     | 5,999                     | 52,177                                     |
| British Columbia — Colombie-Britannique .....   | 3,577            | 3,517               | 3,413               | 3,347               | 28,797                                     | 3,646            | 3,478               | 3,164                     | 3,598                     | 31,161                                     |
| <b>Canada .....</b>   | <b>163,610</b>   | <b>146,617</b>      | <b>145,826</b>      | <b>173,600</b>      | <b>1,403,947</b>                           | <b>200,616</b>   | <b>169,473</b>      | <b>173,894</b>            | <b>200,733</b>            | <b>1,646,002</b>                           |
| <b>4 — LEATHER INDUSTRIES — INDUSTRIE DU CUIR</b>   |                  |                     |                     |                     |  |                  |                     |                           |                           |  |
| Québec .....  | 20,240           | 20,947              | 27,675              | 27,397              | 194,470                                    | 24,934           | 22,478              | 28,472                    | 30,576                    | 219,615                                    |
| Ontario .....   | 23,590           | 21,638              | 26,096              | 28,319              | 220,066                                    | 29,044           | 23,945              | 30,554                    | 33,816                    | 264,025                                    |
| Manitoba .....  | 2,044            | 1,842               | 1,607               | 1,862               | 16,843                                     | 3,428            | 3,471               | 2,096                     | 2,023                     | 22,609                                     |
| Alberta .....   | 739              | 589                 | 541                 | 709                 | 5,417                                      | 1,063            | 842                 | 764                       | 703                       | 7,323                                      |
| <b>Canada .....</b>   | <b>47,349</b>    | <b>45,605</b>       | <b>56,532</b>       | <b>59,112</b>       | <b>443,328</b>                             | <b>59,276</b>    | <b>51,530</b>       | <b>62,561</b>             | <b>67,899</b>             | <b>520,388</b>                             |
| <b>5 — TEXTILE INDUSTRIES — INDUSTRIE TEXTILE</b>   |                  |                     |                     |                     |  |                  |                     |                           |                           |  |
| Nova Scotia — Nouvelle-Écosse .....   | 2,508            | 1,562               | 1,588               | 2,490               | 17,918                                     | 2,503            | 1,852               | 2,041                     | 2,662                     | 21,769                                     |
| Québec .....  | 105,062          | 89,367              | 95,217              | 112,075             | 882,894                                    | 127,637          | 97,132              | 114,255                   | 123,212                   | 1,055,601                                  |
| Ontario .....   | 96,026           | 77,574              | 85,282              | 97,127              | 757,815                                    | 112,108          | 87,408              | 102,978                   | 110,558                   | 952,977                                    |
| Manitoba .....  | 1,620            | 1,509               | 1,358               | 1,329               | 13,726                                     | 1,487            | 1,481               | 1,341                     | 1,430                     | 13,516                                     |
| Saskatchewan .....  | 430              | 431                 | 405                 | 420                 | 5,353                                      | 436              | 401                 | 451                       | 409                       | 3,933                                      |
| Alberta .....   | 2,364            | 2,474               | 1,965               | 1,909               | 19,928                                     | 2,795            | 1,696               | 1,358                     | 2,222                     | 20,387                                     |
| British Columbia — Colombie-Britannique .....   | 2,826            | 2,593               | 2,634               | 2,682               | 24,921                                     | 2,969            | 2,897               | 2,791                     | 2,770                     | 26,454                                     |
| <b>Canada .....</b>   | <b>210,990</b>   | <b>169,657</b>      | <b>188,627</b>      | <b>218,236</b>      | <b>1,724,576</b>                           | <b>250,182</b>   | <b>193,020</b>      | <b>225,402</b>            | <b>243,625</b>            | <b>2,096,955</b>                           |
| <b>6 — KNITTING MILLS — BONNETERIE</b>  |                  |                     |                     |                     |  |                  |                     |                           |                           |  |
| Nova Scotia — Nouvelle-Écosse .....   | 2,033            | 2,257               | 1,978               | 2,241               | 16,845                                     | 2,254            | 2,500               | 1,888                     | 2,198                     | 18,401                                     |
| Québec .....  | 31,035           | 30,507              | 33,580              | 35,454              | 280,927                                    | 32,658           | 28,569              | 31,904                    | 32,918                    | 290,774                                    |
| Ontario .....   | 13,843           | 13,075              | 13,163              | 15,090              | 116,497                                    | 15,695           | 13,904              | 14,899                    | 16,858                    | 131,972                                    |
| Manitoba .....  | 909              | 1,058               | 1,387               | 1,359               | 8,771                                      | 1,183            | 1,048               | 1,799                     | 1,836                     | 10,722                                     |
| <b>Canada .....</b>   | <b>48,143</b>    | <b>47,399</b>       | <b>50,612</b>       | <b>54,649</b>       | <b>426,375</b>                             | <b>52,114</b>    | <b>46,523</b>       | <b>51,059</b>             | <b>54,367</b>             | <b>455,405</b>                             |
| <b>7 — CLOTHING INDUSTRIES — INDUSTRIE DE L'HABILLEMENT</b>   |                  |                     |                     |                     |  |                  |                     |                           |                           |  |
| Nova Scotia — Nouvelle-Écosse .....   | 176              | 187                 | 131                 | 187                 | 1,484                                      | 193              | 195                 | 146                       | 187                       | 1,577                                      |
| Québec .....  | 108,598          | 114,246             | 129,619             | 143,309             | 1,073,024                                  | 130,677          | 128,904             | 148,347                   | 152,453                   | 1,220,483                                  |
| Ontario .....   | 34,963           | 37,766              | 38,284              | 44,514              | 348,013                                    | 42,309           | 44,201              | 50,021                    | 52,883                    | 404,386                                    |
| Manitoba .....  | 10,393           | 15,073              | 16,544              | 18,341              | 113,585                                    | 12,745           | 15,768              | 18,162                    | 17,184                    | 124,912                                    |
| Saskatchewan .....  | 1,121            | 1,207               | 1,266               | 1,307               | 10,568                                     | 1,456            | 1,441               | 2,197                     | 2,201                     | 16,091                                     |
| British Columbia — Colombie-Britannique .....   | 2,923            | 3,279               | 3,519               | 3,714               | 28,867                                     | 3,427            | 3,639               | 4,056                     | 4,186                     | 33,154                                     |
| <b>Canada .....</b>   | <b>161,574</b>   | <b>175,248</b>      | <b>193,468</b>      | <b>215,422</b>      | <b>1,608,894</b>                           | <b>194,673</b>   | <b>198,034</b>      | <b>227,034</b>            | <b>233,221</b>            | <b>1,837,972</b>                           |

TABLE 5. Estimated Value of Shipments, by Industry Group and Province — Continued  
 TABLEAU 5. Valeur estimative des livraisons par groupe d'industries et province — suite

| Industry Group and Province<br>Groupe d'industries et province  | 1975              |                     |                     |                     |  | 1976              |                     |                           |                           |  |
|---|-------------------|---------------------|---------------------|---------------------|--|-------------------|---------------------|---------------------------|---------------------------|--|
|   | June<br>—<br>Juin | July<br>—<br>Juill. | August<br>—<br>Août | Sept.<br>—<br>Sept. | Year<br>to date<br>—<br>Total<br>cumulatif | June<br>—<br>Juin | July<br>—<br>Juill. | August(r)<br>—<br>Août(r) | Sept.(p)<br>—<br>Sept.(p) | Year<br>to date<br>—<br>Total<br>cumulatif |
| thousands of dollars — milliers de dollars  |                   |                     |                     |                     |  |                   |                     |                           |                           |  |
| <b>8 — WOOD INDUSTRIES — INDUSTRIE DU BOIS</b>  |                   |                     |                     |                     |  |                   |                     |                           |                           |  |
| Newfoundland — Terre-Neuve .....  | 1,269             | 1,137               | 1,386               | 1,543               | 9,012                                      | 1,000             | 1,212               | 1,141                     | 1,411                     | 8,005                                      |
| Nova Scotia — Nouvelle-Ecosse .....   | 5,214             | 5,408               | 4,807               | 5,078               | 19,560                                     | 5,654             | 5,360               | 5,114                     | 5,035                     | 42,400                                     |
| New Brunswick — Nouveau-Brunswick .....   | 9,256             | 10,088              | 10,354              | 10,555              | 80,578                                     | 13,881            | 13,388              | 13,465                    | 14,611                    | 112,609                                    |
| Quebec .....  | 68,975            | 61,326              | 67,970              | 70,714              | 562,274                                    | 82,940            | 67,897              | 76,456                    | 78,793                    | 651,992                                    |
| Ontario .....   | 52,225            | 51,522              | 51,256              | 56,554              | 434,531                                    | 66,455            | 61,929              | 59,996                    | 62,250                    | 524,933                                    |
| Manitoba .....  | 6,015             | 5,237               | 5,672               | 6,375               | 44,188                                     | 6,787             | 6,861               | 7,273                     | 7,317                     | 54,395                                     |
| Saskatchewan .....  | 4,922             | 4,959               | 4,546               | 4,797               | 36,416                                     | 4,551             | 4,141               | 4,448                     | 4,878                     | 39,310                                     |
| Alberta .....   | 21,900            | 25,575              | 28,111              | 27,412              | 188,436                                    | 24,920            | 28,752              | 26,884                    | 30,555                    | 221,136                                    |
| British Columbia — Colombie-Britannique .....   | 189,566           | 160,079             | 114,992             | 104,576             | 1,327,243                                  | 213,274           | 199,061             | 215,480                   | 217,594                   | 1,872,226                                  |
| Canada .....  | 358,963           | 325,589             | 289,358             | 287,894             | 2,724,004                                  | 419,693           | 388,901             | 410,583                   | 422,720                   | 3,529,470                                  |
| <b>9 — FURNITURE AND FIXTURE INDUSTRIES —<br/>INDUSTRIE DU MEUBLE ET DES ARTICLES<br/>D'AMEUBLEMENT</b>   |                   |                     |                     |                     |  |                   |                     |                           |                           |  |
| Newfoundland — Terre-Neuve .....  | 73                | 73                  | 73                  | 73                  | 652  | 71                | 73                  | 84                        | 84                        | 674  |
| Nova Scotia — Nouvelle-Ecosse .....   | 802               | 730                 | 801                 | 776                 | 6,563                                      | 668               | 728                 | 750                       | 780                       | 6,282                                      |
| New Brunswick — Nouveau-Brunswick .....   | 716               | 768                 | 927                 | 1,012               | 7,885                                      | 1,110             | 1,110               | 1,122                     | 1,119                     | 9,952                                      |
| Quebec .....  | 37,186            | 32,384              | 37,020              | 42,718              | 329,118                                    | 45,270            | 35,609              | 41,764                    | 45,903                    | 375,471                                    |
| Ontario .....   | 55,876            | 48,760              | 48,810              | 59,252              | 478,676                                    | 67,107            | 53,587              | 57,250                    | 69,681                    | 564,748                                    |
| Manitoba .....  | 4,391             | 3,592               | 3,859               | 4,845               | 37,461                                     | 4,694             | 4,079               | 4,728                     | 4,795                     | 43,312                                     |
| Saskatchewan .....  | 21                | 23                  | 22                  | 20                  | 781  | 22                | 20                  | 18                        | 19                        | 185  |
| Alberta .....   | 3,495             | 3,253               | 3,180               | 3,273               | 30,728                                     | 4,078             | 3,482               | 3,694                     | 4,094                     | 34,386                                     |
| British Columbia — Colombie-Britannique .....   | 4,736             | 4,523               | 4,557               | 5,125               | 41,538                                     | 5,101             | 4,521               | 4,775                     | 5,066                     | 43,132                                     |
| Canada .....  | 107,306           | 94,117              | 99,259              | 117,104             | 933,492                                    | 128,135           | 103,224             | 114,197                   | 131,554                   | 1,078,257                                  |
| <b>10 — PAPER AND ALLIED INDUSTRIES — INDUSTRIE<br/>DU PAPIER ET ACTIVITÉS ANNEXES</b>                    |                   |                     |                     |                     |  |                   |                     |                           |                           |  |
| Newfoundland — Terre-Neuve (pulp and paper mills only —<br>Usines de pâtes et papiers seulement) .....    | 8,749             | 10,941              | 14,708              | 13,359              | 125,147                                    | 18,942            | 13,478              | 17,796                    | 18,391                    | 108,616                                    |
| Nova Scotia — Nouvelle-Ecosse .....   | 15,726            | 23,077              | 17,609              | 18,955              | 172,620                                    | 20,402            | 20,198              | 21,769                    | 19,818                    | 157,102                                    |
| New Brunswick — Nouveau-Brunswick .....   | 42,742            | 37,977              | 41,583              | 39,181              | 371,225                                    | 51,052            | 42,050              | 52,621                    | 48,278                    | 439,684                                    |
| Quebec .....  | 209,402           | 190,803             | 218,622             | 223,932             | 1,799,292                                  | 226,134           | 221,750             | 223,032                   | 223,623                   | 1,901,061                                  |
| Ontario .....   | 202,236           | 187,519             | 179,782             | 168,940             | 1,696,234                                  | 228,738           | 197,262             | 205,540                   | 206,627                   | 1,733,937                                  |
| Alberta .....   | 13,732            | 11,036              | 13,046              | 17,064              | 111,328                                    | 15,010            | 12,567              | 12,397                    | 13,039                    | 114,008                                    |
| British Columbia — Colombie-Britannique .....   | 178,658           | 92,094              | 49,016              | 45,930              | 1,061,539                                  | 152,217           | 139,229             | 152,146                   | 150,238                   | 1,357,123                                  |
| Canada .....  | 690,775           | 571,507             | 551,284             | 543,713             | 5,498,751                                  | 734,006           | 664,749             | 704,643                   | 700,153                   | 5,984,951                                  |
| <b>11 — PRINTING, PUBLISHING AND ALLIED<br/>INDUSTRIES — IMPRIMERIE, ÉDITION ET<br/>ACTIVITÉS ANNEXES</b> |                   |                     |                     |                     |  |                   |                     |                           |                           |  |
| Newfoundland — Terre-Neuve .....  | 890               | 887                 | 942                 | 981                 | 8,284                                      | 936               | 900                 | 912                       | 923                       | 8,259                                      |
| Nova Scotia — Nouvelle-Ecosse .....   | 2,604             | 2,536               | 2,530               | 2,714               | 22,741                                     | 2,347             | 2,351               | 2,381                     | 2,388                     | 21,101                                     |
| New Brunswick — Nouveau-Brunswick .....   | 1,960             | 1,999               | 1,908               | 1,995               | 17,494                                     | 2,082             | 2,021               | 1,988                     | 1,993                     | 18,143                                     |
| Quebec .....  | 66,391            | 60,331              | 65,872              | 74,777              | 610,951                                    | 82,895            | 69,884              | 78,208                    | 80,295                    | 700,245                                    |
| Ontario .....   | 121,231           | 114,331             | 117,022             | 135,795             | 1,063,334                                  | 135,065           | 124,222             | 125,367                   | 140,766                   | 1,161,792                                  |
| Manitoba .....  | 10,042            | 6,926               | 7,343               | 8,533               | 75,188                                     | 11,762            | 7,909               | 8,325                     | 9,748                     | 81,187                                     |
| Saskatchewan .....  | 3,378             | 3,277               | 3,063               | 3,335               | 29,814                                     | 4,167             | 3,727               | 3,476                     | 3,921                     | 35,077                                     |
| Alberta .....   | 11,395            | 10,814              | 10,927              | 11,427              | 97,561                                     | 12,859            | 11,408              | 11,790                    | 12,161                    | 108,238                                    |
| British Columbia — Colombie-Britannique .....   | 16,284            | 15,937              | 15,401              | 17,045              | 143,692                                    | 20,327            | 18,877              | 15,642                    | 19,184                    | 166,353                                    |
| Canada .....  | 234,620           | 217,462             | 225,444             | 257,031             | 2,072,724                                  | 272,917           | 241,751             | 248,538                   | 271,839                   | 2,304,396                                  |
| <b>12 — PRIMARY METAL INDUSTRIES — PREMIÈRE<br/>TRANSFORMATION DES MÉTAUX</b>                             |                   |                     |                     |                     |  |                   |                     |                           |                           |  |
| Quebec .....  | 133,338           | 132,366             | 139,644             | 165,509             | 1,253,649                                  | 156,995           | 108,521             | 124,656                   | 145,959                   | 1,362,422                                  |
| Ontario .....   | 324,415           | 328,404             | 257,688             | 300,873             | 2,851,869                                  | 410,798           | 336,383             | 361,272                   | 390,906                   | 3,301,284                                  |
| Manitoba .....  | 12,509            | 8,622               | 7,142               | 10,156              | 88,255                                     | 8,787             | 6,084               | 7,984                     | 10,419                    | 77,019                                     |
| Alberta .....   | 18,786            | 19,890              | 19,750              | 25,955              | 200,396                                    | 19,716            | 16,303              | 20,034                    | 20,209                    | 186,727                                    |
| British Columbia — Colombie-Britannique .....   | 36,820            | 35,920              | 34,290              | 34,194              | 297,063                                    | 30,654            | 43,296              | 41,520                    | 40,051                    | 316,267                                    |
| Canada .....  | 541,532           | 534,668             | 470,177             | 548,547             | 4,826,081                                  | 647,202           | 530,217             | 570,222                   | 622,920                   | 5,402,217                                  |

TABLE 5. Estimated Value of Shipments, by Industry Group and Province - Continued  
 TABLEAU 5. Valeur estimative des livraisons par groupe d'industries et province - suite

| Industry Group and Province<br>Groupe d'industries et province  | 1975              |                     |                     |                     |  | 1976              |                     |                           |                           |  |
|---|-------------------|---------------------|---------------------|---------------------|--|-------------------|---------------------|---------------------------|---------------------------|--|
|   | June<br>-<br>Juin | July<br>-<br>Juill. | August<br>-<br>Août | Sept.<br>-<br>Sept. | Year<br>to date<br>-<br>Total<br>cumulatif | June<br>-<br>Juin | July<br>-<br>Juill. | August(r)<br>-<br>Août(r) | Sept.(p)<br>-<br>Sept.(p) | Year<br>to date<br>-<br>Total<br>cumulatif |
| thousands of dollars - milliers de dollars  |                   |                     |                     |                     |  |                   |                     |                           |                           |  |
| <b>13 - METAL FABRICATING INDUSTRIES (except Machinery and Transportation equipment industries) - FABRICATION DE PRODUITS EN METAL (sauf machines et équipement de transport)</b> |                   |                     |                     |                     |  |                   |                     |                           |                           |  |
| Newfoundland - Terre-Neuve .....  | 1,094             | 1,194               | 1,357               | 1,437               | 10,439                                     | 1,131             | 1,356               | 1,396                     | 1,880                     | 11,729                                     |
| Nova Scotia - Nouvelle-Ecosse .....   | 3,891             | 4,241               | 4,080               | 4,107               | 35,854                                     | 4,635             | 4,205               | 4,223                     | 4,134                     | 37,485                                     |
| New Brunswick - Nouveau-Brunswick .....   | 4,527             | 4,800               | 4,704               | 4,802               | 39,607                                     | 4,367             | 4,061               | 4,070                     | 4,204                     | 37,112                                     |
| Québec .....  | 127,713           | 122,990             | 119,878             | 123,619             | 1,060,536                                  | 137,366           | 122,831             | 127,101                   | 135,051                   | 1,136,567                                  |
| Ontario .....   | 306,873           | 298,090             | 278,581             | 320,046             | 2,662,596                                  | 368,545           | 318,580             | 326,774                   | 365,575                   | 3,012,134                                  |
| Manitoba .....  | 14,714            | 14,841              | 13,839              | 14,550              | 126,263                                    | 15,480            | 15,111              | 15,126                    | 16,294                    | 130,320                                    |
| Saskatchewan .....  | 4,239             | 4,204               | 4,601               | 4,412               | 38,445                                     | 5,330             | 4,986               | 6,043                     | 6,246                     | 42,432                                     |
| Alberta .....   | 23,809            | 23,909              | 24,798              | 24,310              | 206,646                                    | 28,113            | 26,145              | 26,143                    | 29,734                    | 229,312                                    |
| British Columbia - Colombie-Britannique .....   | 35,821            | 33,541              | 32,002              | 36,091              | 316,949                                    | 44,121            | 43,077              | 46,168                    | 47,680                    | 369,374                                    |
| <b>Canada .....</b>   | <b>522,853</b>    | <b>508,109</b>      | <b>484,086</b>      | <b>533,606</b>      | <b>4,498,896</b>                           | <b>609,293</b>    | <b>540,623</b>      | <b>557,267</b>            | <b>611,038</b>            | <b>5,008,458</b>                           |
| <b>14 - MACHINERY INDUSTRIES (except electrical machinery) - FABRICATION DE MACHINES (sauf électriques)</b>   |                   |                     |                     |                     |  |                   |                     |                           |                           |  |
| Québec .....  | 57,041            | 49,433              | 46,918              | 52,217              | 456,150                                    | 60,158            | 42,623              | 41,038                    | 43,412                    | 423,560                                    |
| Ontario .....   | 203,849           | 188,337             | 174,979             | 207,486             | 1,859,551                                  | 263,347           | 206,619             | 185,235                   | 220,439                   | 2,076,204                                  |
| Manitoba .....  | 23,933            | 25,670              | 19,555              | 13,927              | 198,009                                    | 23,358            | 19,600              | 18,473                    | 17,172                    | 208,835                                    |
| Saskatchewan .....  | 4,894             | 5,324               | 5,212               | 5,221               | 45,635                                     | 6,022             | 5,975               | 6,154                     | 6,033                     | 53,089                                     |
| Alberta .....   | 8,538             | 7,158               | 10,373              | 11,017              | 79,378                                     | 12,254            | 8,975               | 9,373                     | 11,830                    | 97,855                                     |
| British Columbia - Colombie-Britannique .....   | 13,789            | 13,685              | 14,470              | 11,612              | 119,279                                    | 14,824            | 11,857              | 14,149                    | 15,053                    | 124,022                                    |
| <b>Canada .....</b>   | <b>313,489</b>    | <b>290,973</b>      | <b>272,913</b>      | <b>302,930</b>      | <b>2,770,607</b>                           | <b>381,374</b>    | <b>296,788</b>      | <b>276,132</b>            | <b>315,431</b>            | <b>2,996,595</b>                           |
| <b>15 - TRANSPORTATION EQUIPMENT INDUSTRIES - FABRICATION D'ÉQUIPEMENT DE TRANSPORT</b>   |                   |                     |                     |                     |  |                   |                     |                           |                           |  |
| Nova Scotia - Nouvelle-Ecosse .....   | 20,447            | 17,731              | 18,246              | 23,632              | 183,630                                    | 23,762            | 16,647              | 17,708                    | 14,870                    | 171,488                                    |
| New Brunswick - Nouveau-Brunswick .....   | 5,946             | 2,695               | 4,754               | 4,784               | 43,076                                     | 4,535             | 4,535               | 4,535                     | 4,535                     | 40,832                                     |
| Québec .....  | 152,907           | 148,422             | 95,625              | 108,036             | 1,252,892                                  | 151,865           | 88,235              | 100,429                   | 129,191                   | 1,206,124                                  |
| Ontario .....   | 756,296           | 576,779             | 624,746             | 865,311             | 6,260,078                                  | 1,011,727         | 575,843             | 812,363                   | 900,647                   | 7,958,126                                  |
| Manitoba .....  | 13,827            | 12,116              | 13,393              | 14,537              | 114,645                                    | 19,598            | 11,246              | 10,157                    | 11,008                    | 133,336                                    |
| Saskatchewan .....  | 2,172             | 1,997               | 2,301               | 2,910               | 19,095                                     | 1,858             | 2,300               | 2,180                     | 1,997                     | 17,405                                     |
| Alberta .....   | 16,338            | 14,858              | 14,870              | 15,847              | 129,687                                    | 17,620            | 14,460              | 13,197                    | 14,124                    | 131,679                                    |
| British Columbia - Colombie-Britannique .....   | 26,368            | 24,824              | 27,678              | 34,167              | 238,293                                    | 31,935            | 26,853              | 27,607                    | 26,638                    | 251,732                                    |
| <b>Canada .....</b>   | <b>996,337</b>    | <b>801,469</b>      | <b>803,604</b>      | <b>1,071,216</b>    | <b>8,259,708</b>                           | <b>1,264,753</b>  | <b>741,980</b>      | <b>990,015</b>            | <b>1,104,866</b>          | <b>9,928,162</b>                           |
| <b>16 - ELECTRICAL PRODUCTS INDUSTRIES - FABRICATION DE PRODUITS ÉLECTRIQUES</b>  |                   |                     |                     |                     |  |                   |                     |                           |                           |  |
| Nova Scotia - Nouvelle-Ecosse .....   | 1,637             | 1,535               | 1,563               | 1,589               | 14,290                                     | 1,718             | 1,547               | 1,627                     | 1,607                     | 14,805                                     |
| New Brunswick - Nouveau-Brunswick .....   | 2,062             | 1,870               | 1,862               | 2,259               | 18,353                                     | 3,240             | 2,612               | 2,446                     | 2,805                     | 22,469                                     |
| Québec .....  | 103,754           | 84,200              | 90,595              | 99,823              | 817,044                                    | 102,612           | 81,958              | 87,449                    | 103,109                   | 890,849                                    |
| Ontario .....   | 276,711           | 236,181             | 222,455             | 291,756             | 2,273,159                                  | 312,233           | 249,685             | 246,187                   | 297,622                   | 2,493,679                                  |
| Manitoba .....  | 8,256             | 4,450               | 5,401               | 7,463               | 55,150                                     | 7,523             | 5,967               | 7,303                     | 7,520                     | 56,386                                     |
| Saskatchewan .....  | 2,003             | 1,595               | 1,735               | 2,317               | 13,132                                     | 1,482             | 1,033               | 1,033                     | 1,049                     | 11,791                                     |
| Alberta .....   | 4,760             | 3,878               | 4,499               | 4,304               | 37,797                                     | 4,223             | 3,380               | 4,645                     | 4,163                     | 35,704                                     |
| British Columbia - Colombie-Britannique .....   | 12,530            | 11,938              | 12,817              | 13,097              | 107,531                                    | 10,041            | 11,785              | 16,210                    | 11,551                    | 104,887                                    |
| <b>Canada .....</b>   | <b>411,713</b>    | <b>345,647</b>      | <b>340,927</b>      | <b>422,608</b>      | <b>3,336,456</b>                           | <b>443,072</b>    | <b>357,967</b>      | <b>366,900</b>            | <b>429,426</b>            | <b>3,630,540</b>                           |



**TABLE 5. Estimated Value of Shipments, by Industry Group and Province — Concluded**  
**TABLEAU 5. Valeur estimative des livraisons par groupe d'industries et province — fin**

| Industry Group and Province<br>—<br>Groupe d'industries et province                                     | 1975              |                     |                     |                     |  | 1976              |                     |                           |                           |  |
|---|-------------------|---------------------|---------------------|---------------------|--|-------------------|---------------------|---------------------------|---------------------------|--|
|   | June<br>—<br>Juin | July<br>—<br>Juill. | August<br>—<br>Août | Sept.<br>—<br>Sept. | Year<br>to date<br>—<br>Total<br>cumulatif | June<br>—<br>Juin | July<br>—<br>Juill. | August(r)<br>—<br>Août(r) | Sept.(p)<br>—<br>Sept.(p) | Year<br>to date<br>—<br>Total<br>cumulatif |
| thousands of dollars — milliers de dollars  |                   |                     |                     |                     |  |                   |                     |                           |                           |  |
| <b>17 — NON-METALLIC MINERAL PRODUCTS INDUSTRIES — FABRICATION DE PRODUITS MINÉRAUX NON MÉTALLIQUES</b> |                   |                     |                     |                     |  |                   |                     |                           |                           |  |
| Newfoundland — Terre-Neuve .....  | 2,085             | 2,805               | 2,395               | 2,587               | 15,170                                     | 2,353             | 2,552               | 2,558                     | 2,696                     | 16,833                                     |
| Nova Scotia — Nouvelle-Écosse .....   | 4,375             | 4,629               | 2,500               | 2,237               | 26,230                                     | 4,851             | 4,315               | 4,294                     | 4,341                     | 30,823                                     |
| New Brunswick — Nouveau-Brunswick .....   | 5,985             | 6,253               | 4,395               | 4,221               | 39,036                                     | 6,181             | 5,591               | 5,646                     | 5,862                     | 42,048                                     |
| Québec .....  | 63,511            | 60,831              | 67,654              | 69,865              | 505,012                                    | 69,292            | 56,193              | 63,962                    | 54,613                    | 498,338                                    |
| Ontario .....   | 106,207           | 105,638             | 99,577              | 112,749             | 841,751                                    | 140,378           | 124,539             | 129,649                   | 127,328                   | 1,048,173                                  |
| Manitoba .....  | 7,028             | 10,029              | 6,704               | 6,005               | 50,648                                     | 9,559             | 10,661              | 10,743                    | 11,192                    | 70,248                                     |
| Saskatchewan .....  | 4,978             | 5,234               | 4,929               | 5,212               | 32,912                                     | 6,295             | 6,170               | 6,813                     | 6,794                     | 46,693                                     |
| Alberta .....   | 22,288            | 20,271              | 19,829              | 21,081              | 152,621                                    | 28,986            | 26,513              | 24,711                    | 26,591                    | 216,912                                    |
| British Columbia — Colombie-Britannique .....   | 18,579            | 18,710              | 17,875              | 19,911              | 142,749                                    | 20,113            | 17,159              | 17,293                    | 17,293                    | 155,388                                    |
| <b>Canada .....</b>   | <b>235,042</b>    | <b>234,407</b>      | <b>225,865</b>      | <b>243,875</b>      | <b>1,806,182</b>                           | <b>288,022</b>    | <b>253,706</b>      | <b>265,680</b>            | <b>256,720</b>            | <b>2,125,560</b>                           |
| <b>18 — PETROLEUM AND COAL PRODUCTS INDUSTRIES — FABRICATION DE PRODUITS DU PÉTROLE ET DU CHARBON</b>   |                   |                     |                     |                     |  |                   |                     |                           |                           |  |
| Nova Scotia — Nouvelle-Écosse .....   | 49,920            | 39,063              | 39,845              | 38,217              | 381,996                                    | 52,025            | 52,732              | 48,400                    | 48,701                    | 468,894                                    |
| Québec .....  | 131,606           | 133,400             | 145,547             | 137,760             | 1,262,703                                  | 161,476           | 159,361             | 166,125                   | 175,134                   | 1,561,167                                  |
| Ontario .....   | 155,150           | 148,660             | 147,379             | 151,426             | 1,289,023                                  | 199,661           | 176,399             | 173,009                   | 202,833                   | 1,617,553                                  |
| Saskatchewan .....  | 16,303            | 17,864              | 17,559              | 21,256              | 132,747                                    | 12,031            | 14,679              | 16,578                    | 16,559                    | 100,615                                    |
| Alberta .....   | 61,762            | 80,124              | 72,156              | 78,855              | 521,937                                    | 82,101            | 85,292              | 87,599                    | 86,959                    | 696,498                                    |
| British Columbia — Colombie-Britannique .....   | 46,365            | 44,415              | 45,037              | 49,009              | 410,184                                    | 51,367            | 54,220              | 55,907                    | 55,062                    | 469,282                                    |
| <b>Canada .....</b>   | <b>513,841</b>    | <b>512,458</b>      | <b>522,409</b>      | <b>538,561</b>      | <b>4,477,886</b>                           | <b>599,163</b>    | <b>585,572</b>      | <b>587,454</b>            | <b>625,861</b>            | <b>5,307,438</b>                           |
| <b>19 — CHEMICAL AND CHEMICAL PRODUCTS INDUSTRIES — INDUSTRIE CHIMIQUE</b>                              |                   |                     |                     |                     |  |                   |                     |                           |                           |  |
| Newfoundland — Terre-Neuve .....  | 931               | 1,070               | 813                 | 810                 | 27,970                                     | 6,565             | 6,533               | 6,356                     | 6,392                     | 58,481                                     |
| Nova Scotia — Nouvelle-Écosse .....   | 2,879             | 2,468               | 2,376               | 2,485               | 23,915                                     | 3,299             | 2,242               | 2,111                     | 2,187                     | 21,650                                     |
| New Brunswick — Nouveau-Brunswick .....   | 5,516             | 4,263               | 3,906               | 4,247               | 42,697                                     | 5,574             | 2,844               | 2,048                     | 1,787                     | 27,587                                     |
| Québec .....  | 113,503           | 105,953             | 105,752             | 118,840             | 977,928                                    | 134,304           | 114,309             | 119,140                   | 126,070                   | 1,096,860                                  |
| Ontario .....   | 258,356           | 232,127             | 230,876             | 269,793             | 2,155,742                                  | 304,282           | 261,108             | 270,166                   | 296,730                   | 2,494,705                                  |
| Manitoba .....  | 6,888             | 5,508               | 4,992               | 4,966               | 54,894                                     | 6,294             | 5,284               | 4,944                     | 4,625                     | 62,452                                     |
| Saskatchewan .....  | 3,058             | 1,741               | 890                 | 880                 | 15,256                                     | 2,301             | 1,956               | 2,014                     | 1,738                     | 16,680                                     |
| Alberta .....   | 19,831            | 21,491              | 21,856              | 23,290              | 196,996                                    | 21,062            | 19,778              | 19,050                    | 20,662                    | 201,964                                    |
| British Columbia — Colombie-Britannique .....   | 22,838            | 20,768              | 21,053              | 21,016              | 193,086                                    | 26,960            | 24,810              | 24,799                    | 25,137                    | 206,388                                    |
| <b>Canada .....</b>   | <b>435,217</b>    | <b>395,616</b>      | <b>392,699</b>      | <b>446,524</b>      | <b>3,693,924</b>                           | <b>512,505</b>    | <b>439,107</b>      | <b>450,851</b>            | <b>485,541</b>            | <b>4,192,981</b>                           |
| <b>20 — MISCELLANEOUS MANUFACTURING INDUSTRIES — INDUSTRIES MANUFACTURIÈRES DIVERSES</b>                |                   |                     |                     |                     |  |                   |                     |                           |                           |  |
| Newfoundland — Terre-Neuve .....  | 187               | 177                 | 185                 | 203                 | 1,577                                      | 205               | 184                 | 198                       | 197                       | 1,756                                      |
| Nova Scotia — Nouvelle-Écosse .....   | 600               | 582                 | 559                 | 624                 | 5,161                                      | 627               | 542                 | 594                       | 608                       | 5,331                                      |
| New Brunswick — Nouveau-Brunswick .....   | 1,545             | 1,872               | 1,285               | 1,436               | 14,347                                     | 1,675             | 1,635               | 1,642                     | 1,679                     | 14,440                                     |
| Québec .....  | 39,038            | 34,553              | 37,586              | 40,207              | 339,147                                    | 41,117            | 36,638              | 40,804                    | 43,326                    | 364,071                                    |
| Ontario .....   | 100,842           | 97,996              | 106,454             | 118,706             | 890,675                                    | 119,342           | 112,106             | 115,738                   | 126,620                   | 1,019,502                                  |
| Manitoba .....  | 1,870             | 1,699               | 1,506               | 2,058               | 15,815                                     | 2,238             | 2,281               | 1,731                     | 2,066                     | 19,506                                     |
| Saskatchewan .....  | 505               | 448                 | 493                 | 617                 | 4,536                                      | 557               | 493                 | 519                       | 547                       | 4,801                                      |
| Alberta .....   | 2,608             | 2,477               | 2,375               | 2,493               | 22,449                                     | 3,079             | 2,849               | 2,881                     | 3,001                     | 25,553                                     |
| British Columbia — Colombie-Britannique .....   | 3,967             | 3,888               | 3,964               | 3,910               | 34,887                                     | 4,624             | 4,193               | 4,390                     | 4,546                     | 39,055                                     |
| <b>Canada .....</b>   | <b>151,170</b>    | <b>143,700</b>      | <b>154,415</b>      | <b>170,262</b>      | <b>1,328,667</b>                           | <b>173,474</b>    | <b>160,929</b>      | <b>168,505</b>            | <b>182,599</b>            | <b>1,494,094</b>                           |

TABLE 6. Estimated Value of Shipments, Orders and Inventories in Selected Individual Industries  
TABLEAU 6. Valeur estimative des livraisons, commandes et stocks de certaines industries particulières

| Standard industrial classification (1970)<br>—<br>Classification des activités économiques (1970)            | 1975              |                     |                     |         |                                      | 1976              |                     |                           |          |                                      |
|--|-------------------|---------------------|---------------------|---------|--------------------------------------|-------------------|---------------------|---------------------------|----------|--------------------------------------|
|  | June<br>—<br>Juin | July<br>—<br>Juill. | August<br>—<br>Août | Sept.   | Year to date<br>—<br>Total cumulatif | June<br>—<br>Juin | July<br>—<br>Juill. | August(r)<br>—<br>Août(r) | Sept.(p) | Year to date<br>—<br>Total cumulatif |
| thousands of dollars — milliers de dollars   |                   |                     |                     |         |                                      |                   |                     |                           |          |                                      |
| <b>MAJOR GROUP 1 — FOOD AND BEVERAGE INDUSTRIES — GROUPE 1 — INDUSTRIE DES ALIMENTS ET BOISSONS</b>          |                   |                     |                     |         |                                      |                   |                     |                           |          |                                      |
| <b>1011 — Slaughtering and meat processors —<br/>Abattage et conditionnement de la viande</b>                |                   |                     |                     |         |                                      |                   |                     |                           |          |                                      |
| Shipments — Livraisons .....   | 309,111           | 313,097             | 332,803             | 339,724 | 2,761,081                            | 346,006           | 326,731             | 333,128                   | 319,225  | 2,964,077                            |
| Inventory owned — Total — Des stocks<br>possédés .....   | 129,341           | 130,449             | 124,447             | 125,898 |                                      | 139,368           | 135,791             | 137,561                   | 132,679  |                                      |
| <b>103 — Fruit and Vegetable Processing<br/>Industries — Préparation de fruits et de légumes</b>             |                   |                     |                     |         |                                      |                   |                     |                           |          |                                      |
| Shipments — Livraisons .....   | 75,245            | 67,016              | 74,851              | 86,341  | 666,689                              | 87,396            | 80,984              | 83,745                    | 93,361   | 768,265                              |
| Inventory owned — Total — Des stocks<br>possédés .....   | 266,136           | 272,858             | 302,669             | 333,357 |                                      | 269,751           | 269,319             | 285,097                   | 322,352  |                                      |
| <b>104 — Dairy products industry — Industrie laitière</b>  |                   |                     |                     |         |                                      |                   |                     |                           |          |                                      |
| Shipments — Livraisons .....   | 234,307           | 232,640             | 230,253             | 234,824 | 1,857,634                            | 252,037           | 234,710             | 232,227                   | 238,045  | 2,051,237                            |
| Inventory owned — Total — Des stocks<br>possédés .....   | 185,844           | 190,304             | 190,375             | 178,053 |                                      | 175,035           | 174,904             | 171,454                   | 175,905  |                                      |
| <b>106 — Feed industry — Fabrication d'aliments pour les animaux</b>   |                   |                     |                     |         |                                      |                   |                     |                           |          |                                      |
| Shipments — Livraisons .....   | 98,090            | 102,918             | 103,440             | 119,980 | 945,642                              | 109,460           | 106,113             | 106,734                   | 113,446  | 962,436                              |
| Inventory owned — Total — Des stocks<br>possédés .....   | 84,719            | 61,053              | 59,959              | 58,875  |                                      | 61,958            | 61,053              | 61,404                    | 58,853   |                                      |
| <b>1071 — Biscuit manufacturers — Fabricants de biscuits</b>   |                   |                     |                     |         |                                      |                   |                     |                           |          |                                      |
| Shipments — Livraisons .....   | 26,418            | 23,122              | 24,351              | 28,604  | 215,851                              | 26,678            | 22,327              | 23,069                    | 27,029   | 223,017                              |
| Inventory owned — Total — Des stocks<br>possédés .....   | 26,640            | 25,353              | 26,275              | 26,564  |                                      | 27,927            | 27,431              | 27,009                    | 26,889   |                                      |
| Raw materials — Matières premières .....   | 15,685            | 15,500              | 15,145              | 15,741  |                                      | 15,970            | 16,364              | 16,671                    | 16,657   |                                      |
| Goods in process — Produits en cours .....   | 1,363             | 1,282               | 1,300               | 1,392   |                                      | 1,044             | 951                 | 1,038                     | 1,031    |                                      |
| Finished products — Produits finis .....   | 9,592             | 8,571               | 9,830               | 9,431   |                                      | 10,913            | 10,116              | 9,299                     | 9,201    |                                      |
| <b>1081 — Confectionery manufacturers — Fabricants de confiserie</b>   |                   |                     |                     |         |                                      |                   |                     |                           |          |                                      |
| Shipments — Livraisons .....   | 32,155            | 28,595              | 36,790              | 50,943  | 318,808                              | 33,742            | 29,601              | 38,134                    | 47,136   | 321,568                              |
| Inventory owned — Total — Des stocks<br>possédés .....   | 78,630            | 84,927              | 81,019              | 71,914  |                                      | 78,535            | 83,215              | 79,283                    | 77,405   |                                      |
| Raw materials — Matières premières .....   | 34,988            | 40,104              | 36,434              | 34,421  |                                      | 33,521            | 37,900              | 36,338                    | 37,725   |                                      |
| Goods in process — Produits en cours .....   | 7,720             | 7,043               | 7,657               | 6,500   |                                      | 8,030             | 7,689               | 8,279                     | 7,613    |                                      |
| Finished products — Produits finis .....   | 35,922            | 37,780              | 36,928              | 30,993  |                                      | 36,984            | 37,626              | 34,666                    | 32,067   |                                      |
| <b>1082 — Cane and beet sugar processors —<br/>Traitement du sucre de canne et de betteraves</b>             |                   |                     |                     |         |                                      |                   |                     |                           |          |                                      |
| Shipments — Livraisons .....   | 48,339            | 49,239              | 54,835              | 51,972  | 473,113                              | 42,535            | 43,373              | 37,923                    | 37,607   | 353,153                              |
| Inventory owned — Total — Des stocks<br>possédés .....   | 94,242            | 80,250              | 84,258              | 81,043  |                                      | 100,396           | 102,011             | 101,033                   | 98,064   |                                      |
| Raw materials — Matières premières .....   | 58,863            | 55,358              | 60,356              | 61,311  |                                      | 65,800            | 73,963              | 76,089                    | 75,457   |                                      |
| Goods in process — Produits en cours .....   | 982               | 921                 | 704                 | 729     |                                      | 566               | 566                 | 504                       | 508      |                                      |
| Finished products — Produits finis .....   | 34,397            | 23,971              | 23,198              | 19,003  |                                      | 34,030            | 27,482              | 24,440                    | 22,099   |                                      |
| <b>1083 — Vegetable oil mills — Moulins à huile végétale</b>   |                   |                     |                     |         |                                      |                   |                     |                           |          |                                      |
| Shipments — Livraisons .....   | 18,503            | 18,481              | 20,729              | 22,742  | 189,102                              | 21,798            | 21,653              | 22,108                    | 23,224   | 190,690                              |
| New orders — Nouvelles commandes .....   | 17,876            | 19,767              | 25,905              | 19,706  |                                      | 20,536            | 24,346              | 20,287                    | 31,628   |                                      |
| Unfilled orders — Commandes en carnet .....  | 14,633            | 15,949              | 21,095              | 18,059  |                                      | 20,347            | 23,040              | 21,219                    | 29,623   |                                      |
| Inventory owned — Total — Des stocks<br>possédés .....   | 24,480            | 28,336              | 25,447              | 25,621  |                                      | 33,084            | 29,745              | 26,308                    | 32,295   |                                      |
| <b>1089 — Miscellaneous food processors, n.e.s. —<br/>Traitement de produits alimentaires divers, n.e.a.</b> |                   |                     |                     |         |                                      |                   |                     |                           |          |                                      |
| Shipments — Livraisons .....   | 137,189           | 142,402             | 129,320             | 140,202 | 1,192,160                            | 145,119           | 147,873             | 136,337                   | 141,819  | 1,253,408                            |
| Inventory owned — Total — Des stocks<br>possédés .....   | 267,102           | 264,139             | 252,804             | 246,528 |                                      | 276,690           | 275,962             | 280,332                   | 271,440  |                                      |

TABLE 6. Estimated Value of Shipments, Orders and Inventories in Selected Individual Industries - Continued  
 TABLEAU 6. Valeur estimative des livraisons, commandes et stocks de certaines industries particulières - suite

| Standard industrial<br>classification (1970)<br>-<br>Classification des<br>activités économiques (1970)                                  | 1975              |                     |                     |         |  | 1976             |                     |                           |          |  |
|--|-------------------|---------------------|---------------------|---------|--|------------------|---------------------|---------------------------|----------|--|
|  | June<br>-<br>Juin | July<br>-<br>Juill. | August<br>-<br>Août | Sept.   | Year<br>to date<br>-<br>Total<br>cumulatif | June<br>-<br>Jun | July<br>-<br>Juill. | August(r)<br>-<br>Août(r) | Sept.(p) | Year<br>to date<br>-<br>Total<br>cumulatif |
| thousands of dollars - milliers de dollars   |                   |                     |                     |         |  |                  |                     |                           |          |  |
| <b>MAJOR GROUP 1 - FOOD AND BEVERAGE INDUSTRIES - Conchided - GROUPE 1 - INDUSTRIE DES ALIMENTS ET BOISSONS - suite</b>                  |                   |                     |                     |         |  |                  |                     |                           |          |  |
| <b>1091 - Soft drink manufacturers - Fabricants de boissons gazeuses</b>   |                   |                     |                     |         |  |                  |                     |                           |          |  |
| Shipments - Livraisons .....   | 67,285            | 79,776              | 67,630              | 56,588  | 521,915                                    | 64,841           | 66,316              | 61,620                    | 57,820   | 521,879                                    |
| Inventory owned - Total - Des stocks possédés .....  | 48,509            | 47,739              | 48,290              | 51,451  |  | 52,093           | 54,418              | 52,795                    | 50,648   |  |
| <b>1092 - Distilleries - Distilleries</b>  |                   |                     |                     |         |  |                  |                     |                           |          |  |
| Shipments - Livraisons .....   | 43,723            | 40,232              | 37,113              | 44,777  | 368,410                                    | 46,846           | 33,314              | 38,421                    | 48,600   | 363,844                                    |
| Inventory owned - Total - Des stocks possédés .....  | 428,414           | 422,046             | 422,278             | 422,722 |  | 445,486          | 439,198             | 440,429                   | 441,738  |  |
| <b>1093 - Breweries - Brasseries</b>   |                   |                     |                     |         |  |                  |                     |                           |          |  |
| Shipments - Livraisons .....   | 74,283            | 82,538              | 74,241              | 59,533  | 553,735                                    | 84,473           | 85,510              | 76,317                    | 72,670   | 614,627                                    |
| Inventory owned - Total - Des stocks possédés .....  | 70,214            | 69,551              | 68,963              | 69,598  |  | 80,829           | 79,648              | 78,737                    | 77,557   |  |
| <b>1094 - Wineries - Producteurs de vin</b>  |                   |                     |                     |         |  |                  |                     |                           |          |  |
| Shipments - Livraisons .....   | 6,607             | 6,903               | 6,299               | 6,975   | 53,888                                     | 6,954            | 6,380               | 6,648                     | 6,385    | 56,088                                     |
| Inventory owned - Total - Des stocks possédés .....  | 54,579            | 51,318              | 50,810              | 54,006  |  | 61,398           | 60,644              | 60,068                    | 58,663   |  |
| <b>MAJOR GROUP 3 - RUBBER AND PLASTICS PRODUCTS INDUSTRIES - GROUPE 3 - INDUSTRIE DU CAOUTCHOUC ET DES PRODUITS EN MATIERE PLASTIQUE</b> |                   |                     |                     |         |  |                  |                     |                           |          |  |
| <b>162 - Rubber products industries - Industrie des produits en caoutchouc</b>   |                   |                     |                     |         |  |                  |                     |                           |          |  |
| Shipments - Livraisons .....   | 81,115            | 72,190              | 67,589              | 83,894  | 702,177                                    | 99,486           | 85,619              | 85,979                    | 105,474  | 835,525                                    |
| Inventory owned - Total - Des stocks possédés .....  | 266,090           | 257,473             | 247,333             | 241,877 |  | 247,865          | 246,498             | 246,648                   | 237,454  |  |
| Raw materials - Matières premières .....   | 56,574            | 55,467              | 51,710              | 51,822  |  | 60,526           | 61,279              | 63,312                    | 59,433   |  |
| Goods in process - Produits en cours .....   | 26,427            | 24,969              | 24,635              | 25,321  |  | 28,593           | 27,650              | 29,264                    | 30,375   |  |
| Finished products - Produits finis .....   | 183,089           | 177,037             | 168,988             | 164,734 |  | 158,746          | 157,569             | 154,072                   | 147,646  |  |
| <b>165 - Plastics fabricating industry, n.e.s. - Fabrication d'articles en matière plastique, n.c.a.</b>                                 |                   |                     |                     |         |  |                  |                     |                           |          |  |
| Shipments - Livraisons .....   | 82,497            | 74,427              | 78,236              | 89,706  | 701,772                                    | 101,129          | 83,852              | 87,916                    | 95,257   | 810,472                                    |
| Inventory owned - Total - Des stocks possédés .....  | 142,866           | 142,248             | 136,285             | 134,613 |  | 152,616          | 152,608             | 150,683                   | 153,322  |  |
| <b>MAJOR GROUP 4 - LEATHER INDUSTRIES - GROUPE 4 - INDUSTRIE DU CUIR</b>   |                   |                     |                     |         |  |                  |                     |                           |          |  |
| <b>174 - Shoe factories - Fabriques de chaussures</b>  |                   |                     |                     |         |  |                  |                     |                           |          |  |
| Shipments - Livraisons .....   | 26,365            | 27,094              | 31,667              | 34,169  | 255,058                                    | 34,256           | 32,647              | 38,261                    | 41,745   | 301,489                                    |
| Inventory owned - Total - Des stocks possédés .....  | 76,231            | 73,244              | 71,510              | 71,716  |  | 89,752           | 90,400              | 87,678                    | 84,842   |  |
| <b>MAJOR GROUP 5 - TEXTILE INDUSTRIES - GROUPE 5 - INDUSTRIE TEXTILE</b>   |                   |                     |                     |         |  |                  |                     |                           |          |  |
| <b>181 - Cotton yarn and cloth mills - Filature et tissage du coton</b>  |                   |                     |                     |         |  |                  |                     |                           |          |  |
| Shipments - Livraisons .....   | 27,810            | 19,467              | 23,157              | 27,585  | 230,446                                    | 41,481           | 25,248              | 31,640                    | 32,248   | 305,166                                    |
| New orders - Nouvelles commandes .....   | 25,513            | 25,085              | 26,366              | 31,635  |  | 42,410           | 25,328              | 35,549                    | 35,006   |  |
| Unfilled orders - Commandes en carnet .....  | 34,409            | 40,027              | 43,236              | 47,286  |  | 47,070           | 47,150              | 51,059                    | 53,817   |  |
| Inventory owned - Total - Des stocks possédés .....  | 71,442            | 67,540              | 64,985              | 77,245  |  | 85,025           | 85,025              | 90,914                    | 92,207   |  |
| Raw materials - Matières premières .....   | 14,090            | 13,975              | 13,474              | 13,955  |  | 17,031           | 17,031              | 19,015                    | 19,318   |  |
| Goods in process - Produits en cours .....   | 17,024            | 17,076              | 17,256              | 19,285  |  | 21,405           | 21,405              | 21,787                    | 21,831   |  |
| Finished products - Produits finis .....   | 40,328            | 36,489              | 34,255              | 44,005  |  | 46,589           | 46,589              | 50,112                    | 51,058   |  |
| <b>182 - Wool yarn and cloth mills - Filature et tissage de la laine</b>   |                   |                     |                     |         |  |                  |                     |                           |          |  |
| Shipments - Livraisons .....   | 13,135            | 11,834              | 12,875              | 14,156  | 114,691                                    | 18,671           | 16,208              | 18,893                    | 18,670   | 153,291                                    |
| Inventory owned - Total - Des stocks possédés .....  | 41,697            | 43,283              | 42,666              | 42,808  |  | 47,502           | 45,555              | 45,788                    | 45,263   |  |



**TABLE 6. Estimated Value of Shipments, Orders and Inventories in Selected Individual Industries - Continued**  
**TABLÉAU 6. Valeur estimative des livraisons, commandes et stocks de certaines industries particulières - suite**

| Standard industrial classification (1970)<br>-<br>Classification des activités économiques (1970)  | 1975    |         |         |         |                 | 1976    |         |           |          |                 |
|--|---------|---------|---------|---------|-----------------|---------|---------|-----------|----------|-----------------|
|  | June    | July    | August  | Sept.   | Year to date    | June    | July    | August(r) | Sept.(p) | Year to date    |
|  | Jun     | Juill.  | Août    |         | Total cumulatif | Jun     | Juill.  | Août(r)   |          | Total cumulatif |
| thousands of dollars - milliers de dollars   |         |         |         |         |                 |         |         |           |          |                 |
| <b>MAJOR GROUP 5 - TEXTILE INDUSTRIES -</b>  |         |         |         |         |                 |         |         |           |          |                 |
| <b>Concluded - GROUPE 5 - INDUSTRIE</b>  |         |         |         |         |                 |         |         |           |          |                 |
| <b>TEXTILE - fin</b>   |         |         |         |         |                 |         |         |           |          |                 |
| <b>183 - Man-made fibre, Yarn and cloth mills -</b><br><b>Fabrication de fibres, filés et</b><br><b>tissus artificiels et synthétiques</b> |         |         |         |         |                 |         |         |           |          |                 |
| Shipments - Livraisons .....   | 61,548  | 49,445  | 54,066  | 61,080  | 499,841         | 66,639  | 50,378  | 61,686    | 66,317   | 570,139         |
| Inventory owned - Total - Des stocks<br>possédés .....   | 144,411 | 148,161 | 148,310 | 144,913 |                 | 163,684 | 159,258 | 161,060   | 157,121  |                 |
| <b>184 - Cordage and twine industry - Corderie</b><br><b>et ficellerie (fabrication)</b>   |         |         |         |         |                 |         |         |           |          |                 |
| Shipments - Livraisons .....   | 1,946   | 1,753   | 1,193   | 1,408   | 16,373          | 1,488   | 1,461   | 1,133     | 1,338    | 13,370          |
| Inventory owned - Total - Des stocks<br>possédés .....   | 3,881   | 3,604   | 3,535   | 5,303   |                 | 3,416   | 3,558   | 3,447     | 3,662    |                 |
| <b>186 - Carpet, mat and rug industry - Industrie</b><br><b>des tapis, des carpettes et de</b><br><b>la moquette</b>                       |         |         |         |         |                 |         |         |           |          |                 |
| Shipments - Livraisons .....   | 28,923  | 25,815  | 26,370  | 32,912  | 241,358         | 32,598  | 30,434  | 29,640    | 34,454   | 305,792         |
| Inventory owned - Total - Des stocks<br>possédés .....   | 80,731  | 79,865  | 80,669  | 78,773  |                 | 99,709  | 100,674 | 100,236   | 102,105  |                 |
| <b>1871 - Cotton and jute bags manufacturers -</b><br><b>Fabricants de sacs de coton et de jute</b>  |         |         |         |         |                 |         |         |           |          |                 |
| Shipments - Livraisons .....   | 2,210   | 2,099   | 2,266   | 2,108   | 20,948          | 2,036   | 1,973   | 2,323     | 3,194    | 20,261          |
| Inventory owned - Total - Des stocks<br>possédés .....   | 5,894   | 5,997   | 5,260   | 4,953   |                 | 4,385   | 5,095   | 5,335     | 5,516    |                 |
| <b>1872 - Canvas products manufacturers -</b><br><b>Fabricants d'articles en grosse toile</b>  |         |         |         |         |                 |         |         |           |          |                 |
| Shipments - Livraisons .....   | 4,375   | 4,704   | 3,342   | 3,526   | 26,502          | 5,338   | 5,753   | 4,304     | 4,229    | 40,541          |
| Inventory owned - Total - Des stocks<br>possédés .....   | 17,410  | 16,887  | 18,232  | 17,461  |                 | 15,193  | 16,778  | 15,380    | 14,598   |                 |
| <b>MAJOR GROUP 6 - KNITTING MILLS -</b>  |         |         |         |         |                 |         |         |           |          |                 |
| <b>GROUPE 6 - BONNETERIE</b>   |         |         |         |         |                 |         |         |           |          |                 |
| <b>231 - Hosiery mills - Industrie des bas et</b><br><b>chaussettes</b>  |         |         |         |         |                 |         |         |           |          |                 |
| Shipments - Livraisons .....   | 8,870   | 8,706   | 9,293   | 9,394   | 77,516          | 8,928   | 8,490   | 9,226     | 8,982    | 77,457          |
| Inventory owned - Total - Des stocks<br>possédés .....   | 24,126  | 23,520  | 22,941  | 22,672  |                 | 24,695  | 24,506  | 24,950    | 25,471   |                 |
| <b>239 - Knitting mills (except hosiery mills) -</b><br><b>Bonneterie (sauf fabrication de bas</b><br><b>et chaussettes)</b>               |         |         |         |         |                 |         |         |           |          |                 |
| Shipments - Livraisons .....   | 39,271  | 38,694  | 41,319  | 45,255  | 348,858         | 43,185  | 38,032  | 41,833    | 45,385   | 377,946         |
| Inventory owned - Total - Des stocks<br>possédés .....   | 101,455 | 100,900 | 100,451 | 96,625  |                 | 94,337  | 90,225  | 89,301    | 89,919   |                 |
| <b>MAJOR GROUP 7 - CLOTHING INDUSTRIES -</b>   |         |         |         |         |                 |         |         |           |          |                 |
| <b>GROUPE 7 - INDUSTRIE DE L'HABILLEMENT</b>   |         |         |         |         |                 |         |         |           |          |                 |
| <b>243 - Men's clothing industries - Industrie</b><br><b>des vêtements pour hommes</b>   |         |         |         |         |                 |         |         |           |          |                 |
| Shipments - Livraisons .....   | 65,614  | 69,309  | 84,046  | 93,476  | 679,958         | 77,724  | 78,857  | 100,929   | 104,125  | 775,018         |
| Inventory owned - Total - Des stocks<br>possédés .....   | 220,264 | 208,306 | 200,845 | 181,885 |                 | 234,840 | 228,356 | 210,323   | 205,888  |                 |
| <b>244 - Women's clothing industries - Industrie</b><br><b>des vêtements pour dames</b>  |         |         |         |         |                 |         |         |           |          |                 |
| Shipments - Livraisons .....   | 58,255  | 68,624  | 71,408  | 81,600  | 613,596         | 70,294  | 74,541  | 81,254    | 82,369   | 675,419         |
| Inventory owned - Total - Des stocks<br>possédés .....   | 146,217 | 147,755 | 144,858 | 146,471 |                 | 222,417 | 208,429 | 186,934   | 179,757  |                 |
| <b>245 - Children's clothing industry -</b><br><b>Industrie des vêtements pour enfants</b>   |         |         |         |         |                 |         |         |           |          |                 |
| Shipments - Livraisons .....   | 17,112  | 17,593  | 17,096  | 17,053  | 139,129         | 20,252  | 20,715  | 21,226    | 21,128   | 172,809         |
| Inventory owned - Total - Des stocks<br>possédés .....   | 56,343  | 56,334  | 55,771  | 54,755  |                 | 49,760  | 49,207  | 48,051    | 48,430   |                 |
| <b>248 - Foundation garment industry - Industrie</b><br><b>des corsets et soutiens-gorge</b>   |         |         |         |         |                 |         |         |           |          |                 |
| Shipments - Livraisons .....   | 5,075   | 4,927   | 4,730   | 5,028   | 48,083          | 6,341   | 6,746   | 5,943     | 6,072    | 48,383          |
| Inventory owned - Total - Des stocks<br>possédés .....   | 18,121  | 18,172  | 17,963  | 17,963  |                 | 18,982  | 18,045  | 18,169    | 17,987   |                 |

TABLE 6. Estimated Value of Shipments, Orders and Inventories in Selected Individual Industries - Continued  
 TABLEAU 6. Valeur estimative des livraisons, commandes et stocks de certaines industries particulières - suite

| Standard industrial<br>classification (1970)<br>—<br>Classification des<br>activités économiques (1970)                        | 1975              |                     |                     |         |  | 1976             |                     |                           |          |  |
|--|-------------------|---------------------|---------------------|---------|--|------------------|---------------------|---------------------------|----------|--|
|  | June<br>—<br>Juin | July<br>—<br>Juill. | August<br>—<br>Août | Sept.   | Year<br>to date<br>—<br>Total<br>cumulatif | June<br>—<br>Jun | July<br>—<br>Juill. | August(r)<br>—<br>Août(r) | Sept.(p) | Year<br>to date<br>—<br>Total<br>cumulatif |
| thousands of dollars — milliers de dollars   |                   |                     |                     |         |  |                  |                     |                           |          |  |
| <b>MAJOR GROUP 8 — WOOD INDUSTRIES —<br/>GROUPE 8 — INDUSTRIE DU BOIS</b>  |                   |                     |                     |         |  |                  |                     |                           |          |  |
| <b>251 — Sawmills, planing mills and shingle<br/>mills — Scieries, ateliers de<br/>rabotage et usines de bardeaux</b>          |                   |                     |                     |         |  |                  |                     |                           |          |  |
| Shipments — Livraisons .....   | 214,181           | 185,787             | 151,860             | 150,037 | 1,541,001                                  | 251,063          | 232,664             | 248,680                   | 260,309  | 2,141,526                                  |
| Inventory owned — Total — Des stocks<br>possédés .....   | 317,109           | 307,837             | 319,087             | 320,042 |  | 369,127          | 394,283             | 381,017                   | 401,105  |  |
| <b>252 — Veneer and plywood mills — Fabriques<br/>de placages et de contre-plaqués</b>   |                   |                     |                     |         |  |                  |                     |                           |          |  |
| Shipments — Livraisons .....   | 39,211            | 35,633              | 34,117              | 28,502  | 312,019                                    | 44,694           | 40,991              | 45,033                    | 43,319   | 409,554                                    |
| Inventory owned — Total — Des stocks<br>possédés .....   | 45,083            | 44,962              | 45,806              | 45,546  |  | 59,967           | 67,684              | 66,804                    | 60,753   |  |
| <b>254 — Sash, door and other millwork plants —<br/>Industrie des portes, châssis et<br/>autres bois ouvrés</b>                |                   |                     |                     |         |  |                  |                     |                           |          |  |
| Shipments — Livraisons .....   | 73,849            | 75,391              | 75,493              | 79,040  | 614,199                                    | 91,805           | 86,054              | 88,816                    | 88,594   | 713,172                                    |
| Inventory owned — Total — Des stocks<br>possédés .....   | 160,709           | 158,159             | 154,094             | 152,279 |  | 177,961          | 178,730             | 176,078                   | 171,285  |  |
| <b>MAJOR GROUP 9 — FURNITURE AND FIXTURE<br/>INDUSTRIES — GROUPE 9 — INDUSTRIE DU<br/>MEUBLE ET DES ARTICLES D'AMEUBLEMENT</b> |                   |                     |                     |         |  |                  |                     |                           |          |  |
| <b>261 — Household furniture manufacturers —<br/>Industrie des meubles de maison</b>   |                   |                     |                     |         |  |                  |                     |                           |          |  |
| Shipments — Livraisons .....   | 54,837            | 47,794              | 51,266              | 60,401  | 485,379                                    | 72,285           | 55,989              | 64,190                    | 74,253   | 607,330                                    |
| Inventory owned — Total — Des stocks<br>possédés .....   | 119,172           | 125,027             | 124,293             | 123,128 |  | 140,290          | 138,568             | 141,997                   | 140,517  |  |
| <b>264 — Office furniture manufacturers —<br/>Industrie des meubles de bureau</b>  |                   |                     |                     |         |  |                  |                     |                           |          |  |
| Shipments — Livraisons .....   | 15,026            | 12,689              | 12,489              | 15,510  | 129,465                                    | 15,134           | 12,367              | 12,305                    | 16,014   | 126,082                                    |
| Inventory owned — Total — Des stocks<br>possédés .....   | 35,488            | 33,663              | 34,608              | 34,782  |  | 35,833           | 35,160              | 35,658                    | 35,609   |  |
| <b>MAJOR GROUP 10 — PAPER AND ALLIED<br/>INDUSTRIES — GROUPE 10 — INDUSTRIE DU<br/>PAPIER ET ACTIVITES ANNEXES</b>             |                   |                     |                     |         |  |                  |                     |                           |          |  |
| <b>271 — Pulp and paper mills — Usines de pâtes<br/>et papiers</b>   |                   |                     |                     |         |  |                  |                     |                           |          |  |
| Shipments — Livraisons .....   | 532,248           | 414,937             | 397,726             | 371,742 | 4,086,078                                  | 536,698          | 495,946             | 524,774                   | 505,653  | 4,353,842                                  |
| Inventory owned — Total — Des stocks<br>possédés .....   | 755,015           | 790,116             | 790,138             | 792,338 |  | 783,494          | 835,387             | 859,138                   | 862,007  |  |
| <b>272 — Asphalt roofing manufacturers —<br/>Fabricants de papier de couverture<br/>asphalté</b>                               |                   |                     |                     |         |  |                  |                     |                           |          |  |
| Shipments — Livraisons .....   | 9,436             | 10,293              | 11,293              | 11,361  | 78,841                                     | 12,442           | 12,220              | 12,418                    | 12,903   | 99,271                                     |
| Inventory owned — Total — Des stocks<br>possédés .....   | 7,206             | 6,617               | 5,444               | 5,647   |  | 8,464            | 8,200               | 8,129                     | 8,008    |  |
| <b>2731 — Folding carton and set-up box<br/>manufacturers — Fabricants de cartons<br/>pliants et de boîtes montées</b>         |                   |                     |                     |         |  |                  |                     |                           |          |  |
| Shipments — Livraisons .....   | 25,445            | 25,529              | 23,756              | 26,047  | 218,477                                    | 32,401           | 26,987              | 29,626                    | 32,989   | 256,799                                    |
| Inventory owned — Total — Des stocks<br>possédés .....   | 71,377            | 66,954              | 65,987              | 62,609  |  | 71,469           | 71,052              | 71,693                    | 71,979   |  |
| <b>2732 — Corrugated box manufacturers —<br/>Fabricants de boîtes en carton ondulé</b>   |                   |                     |                     |         |  |                  |                     |                           |          |  |
| Shipments — Livraisons .....   | 39,283            | 39,669              | 37,970              | 42,749  | 355,969                                    | 49,416           | 41,182              | 47,093                    | 48,224   | 405,500                                    |
| Inventory owned — Total — Des stocks<br>possédés .....   | 51,855            | 51,920              | 49,310              | 45,792  |  | 48,423           | 52,104              | 50,427                    | 49,970   |  |
| <b>2733 — Paper and plastic bag manufacturers —<br/>Fabricants de sacs en papier et en plastique</b>                           |                   |                     |                     |         |  |                  |                     |                           |          |  |
| Shipments — Livraisons .....   | 28,372            | 28,550              | 27,604              | 30,724  | 262,487                                    | 31,994           | 30,413              | 30,583                    | 33,515   | 288,795                                    |
| Inventory owned — Total — Des stocks<br>possédés .....   | 49,988            | 49,094              | 48,884              | 46,994  |  | 51,621           | 51,237              | 52,435                    | 52,522   |  |
| <b>274 — Miscellaneous paper converters —<br/>Transformation diverses du papier</b>  |                   |                     |                     |         |  |                  |                     |                           |          |  |
| Shipments — Livraisons .....   | 55,988            | 52,542              | 52,933              | 61,091  | 496,902                                    | 71,054           | 58,003              | 60,153                    | 66,869   | 580,750                                    |
| Inventory owned — Total — Des stocks<br>possédés .....   | 129,449           | 133,220             | 127,188             | 123,734 |  | 130,138          | 130,303             | 131,696                   | 131,388  |  |

**TABLE 6. Estimated Value of Shipments, Orders and Inventories in Selected Individual Industries - Continued**  
**TABLÉAU 6. Valeur estimative des livraisons, commandes et stocks de certaines industries particulières - suite**

| Standard industrial classification (1970)<br>—<br>Classification des activités économiques (1970)   | 1975              |                     |                     |         |                                      | 1976              |                     |                           |          |                                      |
|---|-------------------|---------------------|---------------------|---------|--------------------------------------|-------------------|---------------------|---------------------------|----------|--------------------------------------|
|   | June<br>—<br>Juin | July<br>—<br>Juill. | August<br>—<br>Août | Sept.   | Year to date<br>—<br>Total cumulatif | June<br>—<br>Juin | July<br>—<br>Juill. | August(r)<br>—<br>Août(r) | Sept.(p) | Year to date<br>—<br>Total cumulatif |
| thousands of dollars - milliers de dollars  |                   |                     |                     |         |                                      |                   |                     |                           |          |                                      |
| <b>MAJOR GROUP 11 - PRINTING, PUBLISHING AND ALLIED INDUSTRIES - GROUPE 11 - IMPRIMERIE, ÉDITIONS ET ACTIVITÉS ANNEXES</b>  |                   |                     |                     |         |                                      |                   |                     |                           |          |                                      |
| <b>286 - Commercial printing - Imprimerie commerciale</b>   |                   |                     |                     |         |                                      |                   |                     |                           |          |                                      |
| Shipments - Livraisons .....  | 108,826           | 103,257             | 106,479             | 125,954 | 984,917                              | 119,256           | 99,395              | 111,824                   | 122,314  | 1,030,063                            |
| Inventory owned - Total - Des stocks possédés .....   | 178,596           | 184,351             | 180,803             | 180,110 |                                      | 174,907           | 182,515             | 181,445                   | 185,441  |                                      |
| <b>289 - Publishing and printing - Édition et impression</b>  |                   |                     |                     |         |                                      |                   |                     |                           |          |                                      |
| Shipments - Livraisons .....  | 79,666            | 72,985              | 76,012              | 84,832  | 703,920                              | 95,228            | 86,781              | 83,788                    | 93,166   | 796,113                              |
| Inventory owned - Total - Des stocks possédés .....   | 46,383            | 48,142              | 46,353              | 46,063  |                                      | 34,670            | 35,255              | 35,235                    | 34,004   |                                      |
| <b>MAJOR GROUP 12 - PRIMARY METAL INDUSTRIES - GROUPE 12 - PREMIÈRE TRANSFORMATION DES MÉTAUX</b>   |                   |                     |                     |         |                                      |                   |                     |                           |          |                                      |
| <b>291 - Iron and steel mills - Sidérurgie</b>  |                   |                     |                     |         |                                      |                   |                     |                           |          |                                      |
| Shipments - Livraisons .....  | 273,616           | 275,347             | 263,877             | 214,412 | 2,415,460                            | 319,725           | 270,552             | 281,062                   | 300,152  | 2,608,192                            |
| New orders - Nouvelles commandes .....  | 194,724           | 226,667             | 263,295             | 278,013 |                                      | 324,377           | 265,804             | 250,926                   | 197,734  |                                      |
| Unfilled orders - Commandes en carnet .....   | 490,123           | 441,443             | 500,861             | 534,462 |                                      | 666,489           | 661,771             | 631,635                   | 529,217  |                                      |
| Inventory owned - Total - Des stocks possédés .....   | 774,757           | 764,282             | 779,169             | 801,121 |                                      | 858,457           | 866,630             | 862,827                   | 861,106  |                                      |
| Raw materials - Matières premières .....  | 409,701           | 414,875             | 414,464             | 426,464 |                                      | 436,541           | 431,092             | 423,588                   | 420,535  |                                      |
| Goods in process - Produits en cours .....  | 194,773           | 196,737             | 213,586             | 219,661 |                                      | 237,075           | 245,168             | 250,905                   | 251,323  |                                      |
| Finished products - Produits finis .....  | 170,283           | 152,670             | 151,119             | 154,996 |                                      | 184,841           | 190,370             | 188,334                   | 189,248  |                                      |
| <b>292 - Steel pipe and tube mills - Fabriques de tubes et tuyaux d'acier</b>   |                   |                     |                     |         |                                      |                   |                     |                           |          |                                      |
| Shipments - Livraisons .....  | 40,589            | 41,786              | 34,081              | 44,529  | 373,386                              | 43,067            | 31,794              | 35,907                    | 42,597   | 359,068                              |
| Inventory owned - Total - Des stocks possédés .....   | 113,751           | 117,242             | 117,018             | 117,408 |                                      | 106,878           | 105,727             | 104,882                   | 105,953  |                                      |
| Raw materials - Matières premières .....  | 54,836            | 57,535              | 58,635              | 55,309  |                                      | 38,434            | 36,864              | 39,338                    | 37,462   |                                      |
| Goods in process - Produits en cours .....  | 16,920            | 17,439              | 18,272              | 17,688  |                                      | 17,957            | 20,479              | 18,461                    | 17,017   |                                      |
| Finished products - Produits finis .....  | 41,995            | 42,268              | 40,111              | 44,411  |                                      | 50,487            | 48,384              | 47,083                    | 51,474   |                                      |
| <b>294 - Iron foundries - Fonderies de fer</b>  |                   |                     |                     |         |                                      |                   |                     |                           |          |                                      |
| Shipments - Livraisons .....  | 37,851            | 29,833              | 31,563              | 39,422  | 324,666                              | 39,749            | 32,028              | 34,463                    | 39,474   | 329,371                              |
| Unfilled orders - Commandes en carnet .....   | 58,554            | 64,868              | 67,738              | 66,736  |                                      | 55,766            | 53,489              | 51,556                    | 57,193   |                                      |
| Inventory owned - Total - Des stocks possédés .....   | 66,908            | 63,561              | 61,333              | 56,756  |                                      | 68,189            | 64,053              | 61,614                    | 61,661   |                                      |
| <b>297 - Copper and copper alloy rolling, casting and extruding - Laminage, moulage et extrusion du cuivre et de ses alliages</b>   |                   |                     |                     |         |                                      |                   |                     |                           |          |                                      |
| Shipments - Livraisons .....  | 28,894            | 27,605              | 28,366              | 29,678  | 260,686                              | 14,587            | 34,290              | 31,470                    | 32,190   | 291,485                              |
| New orders - Nouvelles commandes .....  | 26,813            | 28,072              | 33,189              | 31,616  |                                      | 33,218            | 34,153              | 32,836                    | 32,784   |                                      |
| Unfilled orders - Commandes en carnet .....   | 42,348            | 42,815              | 47,638              | 49,576  |                                      | 56,156            | 56,019              | 57,385                    | 57,979   |                                      |
| Inventory owned - Total - Des stocks possédés .....   | 39,004            | 37,096              | 36,949              | 33,616  |                                      | 48,933            | 39,105              | 38,927                    | 38,256   |                                      |
| <b>MAJOR GROUP 13 - METAL FABRICATING INDUSTRIES (Except Machinery and Transportation Equipment Industries) - GROUPE 13 - FABRICATION DE PRODUITS EN MÉTAL (sauf machines et équipement de transport)</b> |                   |                     |                     |         |                                      |                   |                     |                           |          |                                      |
| <b>301 - Boiler and plate works - Industrie des chaudières et des plaques</b>   |                   |                     |                     |         |                                      |                   |                     |                           |          |                                      |
| Shipments - Livraisons .....  | 30,307            | 34,080              | 30,289              | 30,070  | 266,249                              | 45,415            | 36,899              | 33,286                    | 34,288   | 311,371                              |
| New orders - Nouvelles commandes .....  | 58,627            | 67,940              | 8,934               | 29,449  |                                      | 58,015            | 5,864               | 49,432                    | 29,813   |                                      |
| Unfilled orders - Commandes en carnet .....   | 650,895           | 684,755             | 663,420             | 662,799 |                                      | 659,989           | 628,954             | 645,100                   | 640,647  |                                      |
| Inventory held - Total - Des stocks détenus .....   | 101,994           | 98,443              | 111,595             | 114,731 |                                      | 120,320           | 120,403             | 122,296                   | 119,081  |                                      |



TABLE 6. Estimated Value of Shipments, Orders and Inventories in Selected Individual Industries - Continued  
 TABLEAU 6. Valeur estimative des livraisons, commandes et stocks de certaines industries particulières - suite

| Standard industrial classification (1970)<br>-<br>Classification des activités économiques (1970)  | 1975        |               |               |         |                                | 1976        |               |                     |          |           | Year to date - Total cumulatif |
|--|-------------|---------------|---------------|---------|--------------------------------|-------------|---------------|---------------------|----------|-----------|--------------------------------|
|  | June - Juin | July - Juill. | August - Août | Sept.   | Year to date - Total cumulatif | June - Juin | July - Juill. | August(r) - Août(r) | Sept.(p) |           |                                |
| thousands of dollars - milliers de dollars   |             |               |               |         |                                |             |               |                     |          |           |                                |
| <b>MAJOR GROUP 13 - METAL FABRICATING INDUSTRIES (Except Machinery and Transportation Equipment Industries) - Concluded -</b>                                      |             |               |               |         |                                |             |               |                     |          |           |                                |
| <b>GROUP 13 - FABRICATION DE PRODUITS EN METAL (sauf machines et équipement de transport) - fin</b>  |             |               |               |         |                                |             |               |                     |          |           |                                |
| <b>302 - Fabricated structural metal industry -</b><br><b>Fabrication d'éléments de charpente</b><br><b>métallique</b>   |             |               |               |         |                                |             |               |                     |          |           |                                |
| Shipments - Livraisons   | 79,825      | 72,412        | 67,735        | 76,767  | 671,350                        | 78,063      | 71,771        | 69,344              | 77,851   | 657,499   |                                |
| New orders - Nouvelles commandes   | 99,453      | 66,905        | 105,335       | 60,494  |                                | 60,584      | 94,694        | 70,007              |          | 89,500    |                                |
| Unfilled orders - Commandes en carnet  | 467,796     | 462,289       | 499,889       | 483,616 |                                | 410,918     | 433,841       | 434,504             |          | 446,153   |                                |
| Inventory owned - Total - Des stocks possédés  | 185,146     | 203,111       | 198,873       | 199,115 |                                | 206,796     | 200,881       | 208,031             |          | 200,599   |                                |
| Inventory held - Total - Des stocks détenus  | 346,617     | 371,073       | 374,225       | 367,861 |                                | 354,945     | 356,480       | 368,291             |          | 357,598   |                                |
| <b>304 - Metal stamping, pressing and coating</b><br><b>Industry - Industrie de l'embou-</b><br><b>lissage, du matriçage et du</b><br><b>revêtement des métaux</b> |             |               |               |         |                                |             |               |                     |          |           |                                |
| Shipments - Livraisons   | 120,082     | 123,467       | 126,044       | 132,409 | 1,042,544                      | 156,922     | 141,924       | 159,068             | 178,092  | 1,276,821 |                                |
| New orders - Nouvelles commandes   | 116,197     | 118,550       | 124,570       | 133,005 |                                | 156,017     | 146,492       | 156,631             |          | 185,334   |                                |
| Unfilled orders - Commandes en carnet  | 60,638      | 55,721        | 54,247        | 54,843  |                                | 97,107      | 101,675       | 99,238              |          | 106,480   |                                |
| Inventory owned - Total - Des stocks possédés  | 264,076     | 254,334       | 252,140       | 258,165 |                                | 277,545     | 282,185       | 281,198             |          | 297,837   |                                |
| Raw materials - Matières premières   | 129,939     | 123,944       | 120,713       | 115,698 |                                | 135,207     | 133,195       | 133,804             |          | 139,579   |                                |
| Goods in process - Produits en cours   | 55,012      | 50,424        | 46,573        | 49,936  |                                | 57,857      | 61,387        | 58,922              |          | 58,105    |                                |
| Finished products - Produits finis   | 79,125      | 76,966        | 84,854        | 92,531  |                                | 84,481      | 87,603        | 88,472              |          | 100,153   |                                |
| <b>305 - Wire and wire products manufacturers -</b><br><b>Industrie du fil métallique et de ses</b><br><b>produits</b>   |             |               |               |         |                                |             |               |                     |          |           |                                |
| Shipments - Livraisons   | 84,779      | 80,462        | 68,776        | 82,271  | 720,128                        | 91,179      | 73,732        | 77,375              | 86,189   | 745,619   |                                |
| New orders - Nouvelles commandes   | 77,653      | 83,753        | 65,727        | 98,502  |                                | 94,716      | 71,681        | 77,766              |          | 86,191    |                                |
| Unfilled orders - Commandes en carnet  | 96,700      | 99,991        | 96,942        | 113,173 |                                | 104,954     | 102,903       | 103,294             |          | 103,296   |                                |
| Inventory owned - Total - Des stocks possédés  | 218,246     | 214,484       | 214,963       | 218,695 |                                | 206,216     | 205,442       | 206,056             |          | 208,441   |                                |
| Raw materials - Matières premières   | 106,272     | 115,152       | 115,948       | 112,628 |                                | 96,665      | 100,095       | 98,947              |          | 97,402    |                                |
| Goods in process - Produits en cours   | 21,942      | 21,363        | 20,227        | 21,550  |                                | 22,087      | 21,440        | 22,741              |          | 22,681    |                                |
| Finished products - Produits finis   | 90,032      | 77,969        | 78,788        | 84,517  |                                | 87,464      | 83,907        | 84,368              |          | 88,358    |                                |
| <b>306 - Hardware, tool and cutlery manufac-</b><br><b>turers - Fabricants de quincaillerie,</b><br><b>d'outillage et de coutellerie</b>                           |             |               |               |         |                                |             |               |                     |          |           |                                |
| Shipments - Livraisons   | 42,242      | 35,136        | 36,108        | 44,049  | 366,266                        | 46,860      | 41,576        | 40,428              | 47,829   | 405,402   |                                |
| New orders - Nouvelles commandes   | 42,914      | 32,908        | 35,768        | 41,599  |                                | 44,899      | 40,616        | 38,979              |          | 51,323    |                                |
| Unfilled orders - Commandes en carnet  | 54,450      | 52,222        | 51,882        | 49,432  |                                | 46,691      | 45,731        | 44,282              |          | 47,776    |                                |
| Inventory owned - Total - Des stocks possédés  | 119,795     | 121,774       | 119,405       | 116,363 |                                | 131,265     | 140,578       | 134,142             |          | 130,392   |                                |
| Raw materials - Matières premières   | 51,248      | 51,239        | 50,569        | 47,982  |                                | 52,722      | 53,219        | 53,781              |          | 50,741    |                                |
| Goods in process - Produits en cours   | 37,611      | 39,790        | 38,750        | 37,558  |                                | 41,278      | 40,949        | 42,450              |          | 41,352    |                                |
| Finished products - Produits finis   | 30,936      | 30,745        | 30,086        | 30,823  |                                | 37,265      | 46,410        | 37,911              |          | 38,299    |                                |
| <b>307 - Heating equipment manufacturers -</b><br><b>Fabricants d'appareils de chauffage</b>   |             |               |               |         |                                |             |               |                     |          |           |                                |
| Shipments - Livraisons   | 10,703      | 10,158        | 10,951        | 11,579  | 91,940                         | 12,240      | 11,655        | 12,531              | 14,249   | 109,838   |                                |
| New orders - Nouvelles commandes   | 11,696      | 10,195        | 9,520         | 10,254  |                                | 12,543      | 10,368        | 12,260              |          | 14,689    |                                |
| Unfilled orders - Commandes en carnet  | 29,473      | 29,510        | 28,079        | 26,754  |                                | 26,902      | 25,615        | 25,344              |          | 25,784    |                                |
| Inventory owned - Total - Des stocks possédés  | 45,539      | 44,157        | 41,837        | 40,622  |                                | 38,925      | 39,578        | 39,670              |          | 40,371    |                                |
| <b>309 - Miscellaneous metal fabricating industries -</b><br><b>Fabrication de produits métalliques</b><br><b>divers</b>   |             |               |               |         |                                |             |               |                     |          |           |                                |
| Shipments - Livraisons   | 79,324      | 79,410        | 69,979        | 80,679  | 694,204                        | 88,406      | 76,489        | 75,549              | 82,276   | 752,591   |                                |
| New orders - Nouvelles commandes   | 64,965      | 76,322        | 65,317        | 70,963  |                                | 95,130      | 67,410        | 84,415              |          | 79,259    |                                |
| Unfilled orders - Commandes en carnet  | 197,571     | 194,483       | 189,821       | 180,105 |                                | 151,665     | 142,586       | 151,452             |          | 148,435   |                                |
| Inventory owned - Total - Des stocks possédés  | 186,554     | 180,329       | 181,498       | 183,486 |                                | 184,955     | 182,467       | 178,180             |          | 174,364   |                                |
| Raw materials - Matières premières   | 78,985      | 77,824        | 77,710        | 75,894  |                                | 63,203      | 63,131        | 62,942              |          | 58,465    |                                |
| Goods in process - Produits en cours   | 67,385      | 63,271        | 66,208        | 67,463  |                                | 68,303      | 66,403        | 67,663              |          | 69,756    |                                |
| Finished products - Produits finis   | 40,184      | 39,234        | 37,580        | 40,129  |                                | 53,449      | 52,933        | 47,575              |          | 46,143    |                                |

TABLE 6. Estimated Value of Shipments, Orders and Inventories in Selected Individual Industries - Continued  
 TABLEAU 6. Valeur estimative des livraisons, commandes et stocks de certaines industries particulières - suite

| Standard industrial classification (1970)<br>—<br>Classification des activités économiques (1970)                                   | 1975             |                     |                     |           |                                      | 1976             |                     |                           |           |                                      |
|---|------------------|---------------------|---------------------|-----------|--------------------------------------|------------------|---------------------|---------------------------|-----------|--------------------------------------|
|   | June<br>—<br>Jun | July<br>—<br>Juill. | August<br>—<br>Août | Sept.     | Year to date<br>—<br>Total cumulatif | June<br>—<br>Jun | July<br>—<br>Juill. | August(r)<br>—<br>Août(r) | Sept.(p)  | Year to date<br>—<br>Total cumulatif |
| (thousands of dollars - milliers de dollars)  |                  |                     |                     |           |                                      |                  |                     |                           |           |                                      |
| <b>MAJOR GROUP 14 - MACHINERY INDUSTRIES (except Electrical Machinery) - GROUPE 14 - FABRICATION DE MACHINES (sauf électriques)</b> |                  |                     |                     |           |                                      |                  |                     |                           |           |                                      |
| <b>311 - Agricultural implement industry - Fabricants d'instruments aratoires</b>   |                  |                     |                     |           |                                      |                  |                     |                           |           |                                      |
| Shipments - Livraisons  | 66,114           | 60,230              | 52,977              | 49,449    | 562,484                              | 71,744           | 61,489              | 47,391                    | 58,689    | 625,842                              |
| Inventory owned - Total - Des stocks possédés   | 187,465          | 188,150             | 180,659             | 175,974   |                                      | 171,229          | 168,429             | 160,704                   | 163,064   |                                      |
| <b>315 - Miscellaneous machinery and equipment manufacturers - Fabricants de machines et d'équipement divers</b>                    |                  |                     |                     |           |                                      |                  |                     |                           |           |                                      |
| Shipments - Livraisons  | 199,377          | 186,855             | 173,760             | 200,443   | 1,781,061                            | 243,711          | 180,453             | 172,660                   | 200,228   | 1,849,119                            |
| New orders - Nouvelles commandes  | 169,734          | 210,678             | 189,976             | 162,774   |                                      | 184,744          | 186,008             | 173,152                   | 142,502   |                                      |
| Unfilled orders - Commandes en carnet   | 1,658,284        | 1,682,107           | 1,698,323           | 1,660,654 |                                      | 1,478,911        | 1,484,466           | 1,484,958                 | 1,427,232 |                                      |
| Inventory owned - Total - Des stocks possédés   | 672,267          | 647,935             | 646,220             | 651,379   |                                      | 608,538          | 614,646             | 615,952                   | 619,708   |                                      |
| Inventory held - Total - Des stocks détenus   | 796,004          | 777,284             | 782,665             | 790,880   |                                      | 759,514          | 781,535             | 784,890                   | 797,332   |                                      |
| Raw materials - Matières premières  | 314,412          | 304,865             | 302,697             | 290,321   |                                      | 278,280          | 281,495             | 280,017                   | 281,694   |                                      |
| Goods in process - Produits en cours  | 309,498          | 312,771             | 314,751             | 334,179   |                                      | 317,791          | 338,064             | 341,952                   | 352,680   |                                      |
| Finished products - Produits finis  | 172,094          | 159,648             | 165,217             | 166,380   |                                      | 163,443          | 161,976             | 162,921                   | 162,958   |                                      |
| <b>318 - Office and store machinery manufacturers - Fabricants de machine pour le bureau et le commerce</b>                         |                  |                     |                     |           |                                      |                  |                     |                           |           |                                      |
| Shipments - Livraisons  | 30,583           | 30,477              | 30,450              | 33,770    | 291,184                              | 40,114           | 35,751              | 30,981                    | 30,266    | 290,208                              |
| Inventory owned - Total - Des stocks possédés   | 161,880          | 160,837             | 163,940             | 164,884   |                                      | 133,923          | 140,616             | 142,693                   | 152,763   |                                      |
| Raw materials - Matières premières  | 96,708           | 100,220             | 104,016             | 103,634   |                                      | 82,136           | 84,277              | 88,059                    | 92,620    |                                      |
| Goods in process - Produits en cours  | 22,878           | 21,506              | 23,521              | 23,964    |                                      | 23,378           | 23,511              | 22,841                    | 18,360    |                                      |
| Finished products - Produits finis  | 42,294           | 39,111              | 36,403              | 37,286    |                                      | 28,409           | 32,828              | 31,793                    | 41,783    |                                      |
| <b>MAJOR GROUP 15 - TRANSPORTATION EQUIPMENT INDUSTRIES - GROUPE 15 - FABRICATION D'EQUIPEMENT DE TRANSPORT</b>                     |                  |                     |                     |           |                                      |                  |                     |                           |           |                                      |
| <b>321 - Aircraft and aircraft parts manufacturers - Fabricants d'aéronefs et de pièces</b>   |                  |                     |                     |           |                                      |                  |                     |                           |           |                                      |
| Shipments - Livraisons  | 63,726           | 59,871              | 55,518              | 65,998    | 565,128                              | 57,612           | 49,712              | 54,238                    | 53,414    | 519,164                              |
| New orders - Nouvelles commandes  | 112,873          | 59,419              | 75,016              | 77,905    |                                      | 42,057           | 55,589              | 128,347                   | 100,470   |                                      |
| Unfilled orders - Commandes en carnet   | 779,451          | 778,999             | 798,497             | 810,404   |                                      | 768,958          | 774,835             | 848,944                   | 896,000   |                                      |
| Inventory held - Total - Des stocks détenus   | 324,512          | 336,063             | 343,440             | 349,837   |                                      | 350,118          | 339,117             | 348,539                   | 342,806   |                                      |
| <b>323 - Motor vehicle manufacturers - Fabricants de véhicules automobiles</b>  |                  |                     |                     |           |                                      |                  |                     |                           |           |                                      |
| Shipments - Livraisons  | 494,160          | 377,207             | 382,934             | 549,331   | 4,202,900                            | 679,084          | 350,834             | 525,979                   | 602,245   | 5,187,655                            |
| Inventory owned - Total - Des stocks possédés   | 420,304          | 382,223             | 400,244             | 415,582   |                                      | 396,936          | 384,868             | 410,414                   | 467,392   |                                      |
| Raw materials - Matières premières  | 84,060           | 60,137              | 75,780              | 83,232    |                                      | 79,549           | 90,387              | 88,910                    | 91,936    |                                      |
| Goods in process - Produits en cours  | 232,679          | 225,417             | 222,795             | 226,551   |                                      | 214,192          | 221,479             | 219,358                   | 233,921   |                                      |
| Finished products - Produits finis  | 103,565          | 96,669              | 101,669             | 105,799   |                                      | 103,195          | 73,002              | 102,146                   | 141,535   |                                      |
| <b>325 - Motor vehicle parts and accessories manufacturers - Fabricants de pièces et accessoires d'automobiles</b>                  |                  |                     |                     |           |                                      |                  |                     |                           |           |                                      |
| Shipments - Livraisons  | 244,470          | 187,614             | 191,994             | 244,994   | 1,867,552                            | 323,671          | 189,115             | 256,001                   | 299,620   | 2,575,852                            |
| New orders - Nouvelles commandes  | 242,799          | 190,321             | 199,408             | 241,153   |                                      | 321,675          | 190,453             | 267,317                   | 301,611   |                                      |
| Unfilled orders - Commandes en carnet   | 82,553           | 85,260              | 92,674              | 88,833    |                                      | 75,530           | 76,868              | 88,184                    | 90,135    |                                      |
| Inventory owned - Total - Des stocks possédés   | 288,390          | 293,952             | 306,739             | 321,257   |                                      | 321,003          | 337,074             | 375,483                   | 391,671   |                                      |
| Raw materials - Matières premières  | 133,175          | 138,180             | 146,316             | 157,860   |                                      | 151,136          | 154,172             | 179,189                   | 180,706   |                                      |
| Goods in Process - Produits en cours  | 97,360           | 103,772             | 100,657             | 102,941   |                                      | 119,841          | 133,750             | 139,399                   | 150,473   |                                      |
| Finished products - Produits finis  | 57,855           | 52,000              | 59,766              | 60,456    |                                      | 50,026           | 49,152              | 56,895                    | 60,494    |                                      |

**TABLE 6. Estimated Value of Shipments, Orders and Inventories in Selected Individual Industries - Continued**  
**TABLEAU 6. Valeur estimative des livraisons, commandes et stocks de certaines industries particulières - suite**

| Standard industrial classification (1970)<br>Classification des activités économiques (1970)                                      | 1975              |                     |                     |         |   | 1976              |                     |                           |          |   |
|---|-------------------|---------------------|---------------------|---------|---|-------------------|---------------------|---------------------------|----------|---|
|   | June<br>-<br>Juin | July<br>-<br>Juill. | August<br>-<br>Août | Sept.   | Year to date<br>-<br>Total<br>cumulatif | June<br>-<br>Juin | July<br>-<br>Juill. | August(r)<br>-<br>Août(r) | Sept.(p) | Year to date<br>-<br>Total<br>cumulatif |
| thousands of dollars - milliers de dollars  |                   |                     |                     |         |   |                   |                     |                           |          |   |
| <b>MAJOR GROUP 15 - TRANSPORTATION EQUIPMENT INDUSTRIES - Concluded -</b>   |                   |                     |                     |         |   |                   |                     |                           |          |   |
| <b>GROUPE 15 - FABRICATION D'ÉQUIPEMENT DE TRANSPORT - fin</b>  |                   |                     |                     |         |   |                   |                     |                           |          |   |
| <b>326 - Railroad rolling stock industry -</b><br><b>Fabricants de matériel ferroviaire roulant</b>                               |                   |                     |                     |         |   |                   |                     |                           |          |   |
| Shipments - Livraisons .....  | 51,975            | 45,179              | 33,368              | 66,045  | 439,630                                 | 62,017            | 35,130              | 34,456                    | 28,257   | 434,985                                 |
| New orders - Nouvelles commandes .....  | 8,736             | 49,911              | 18,996              | 33,154  |   | 23,799            | 43,358              | 19,774                    | 23,923   |   |
| Unfilled orders - commandes en carnet .....   | 578,004           | 582,736             | 568,364             | 535,473 |   | 253,412           | 261,640             | 246,958                   | 242,624  |   |
| Inventory held - Total - Des stocks détenus .....   | 151,608           | 161,088             | 160,686             | 160,162 |   | 127,711           | 131,791             | 154,488                   | 145,988  |   |
| Raw materials - Matières premières .....  | 88,788            | 94,234              | 95,990              | 95,406  |   | 79,767            | 81,701              | 75,237                    | 72,157   |   |
| Goods in process - Produits en cours .....  | 59,046            | 60,993              | 58,535              | 58,854  |   | 41,307            | 41,531              | 40,886                    | 35,239   |   |
| Finished products - Produits finis .....  | 3,774             | 5,861               | 6,161               | 5,902   |   | 6,637             | 8,559               | 38,365                    | 38,592   |   |
| <b>327 - Shipbuilding and repair - Construction et réparation de navires</b>  |                   |                     |                     |         |   |                   |                     |                           |          |   |
| Shipments - Livraisons .....  | 51,795            | 49,337              | 58,254              | 58,581  | 434,886                                 | 43,041            | 35,912              | 40,076                    | 42,518   | 451,371                                 |
| New orders - Nouvelles commandes .....  | 26,856            | 6,247               | 34,155              | 54,169  |   | 61,216            | 77,572              | 30,722                    | 20,110   |   |
| Unfilled orders - Commandes en carnet .....   | 780,265           | 724,681             | 700,578             | 696,166 |   | 657,112           | 543,628             | 534,274                   | 511,866  |   |
| Inventory owned - Total - Des stocks possédés .....   | 71,161            | 74,791              | 77,897              | 61,702  |   | 39,233            | 18,796              | 37,837                    | 16,674   |   |
| Inventory held - Total - Des stocks détenus .....   | 413,331           | 405,169             | 421,253             | 403,492 |   | 402,180           | 414,160             | 398,094                   | 405,160  |   |
| <b>MAJOR GROUP 16 - ELECTRICAL PRODUCTS INDUSTRIES - GROUPE 16 - FABRICATION DE PRODUITS ÉLECTRIQUES</b>                          |                   |                     |                     |         |   |                   |                     |                           |          |   |
| <b>331 - Manufacturers of small electrical appliances - Fabricants de petits appareils électriques</b>                            |                   |                     |                     |         |   |                   |                     |                           |          |   |
| Shipments - Livraisons .....  | 18,800            | 18,530              | 20,275              | 26,292  | 180,679                                 | 27,785            | 17,181              | 23,449                    | 25,748   | 209,000                                 |
| Inventory owned - Total - Des stocks possédés .....   | 76,654            | 73,486              | 70,671              | 64,818  |   | 57,125            | 60,638              | 60,535                    | 59,224   |   |
| <b>332 - Manufacturers of major appliances (electric and non-electric) - Fabricants de gros appareils (électriques ou non)</b>    |                   |                     |                     |         |   |                   |                     |                           |          |   |
| Shipments - Livraisons .....  | 45,901            | 44,137              | 43,105              | 54,433  | 378,734                                 | 56,235            | 53,146              | 50,308                    | 56,306   | 467,261                                 |
| New orders - Nouvelles commandes .....  | 43,971            | 43,604              | 44,497              | 55,165  |   | 56,060            | 52,729              | 50,574                    | 56,311   |   |
| Unfilled orders - commandes en carnet .....   | 12,946            | 12,413              | 13,805              | 14,537  |   | 13,797            | 13,380              | 13,646                    | 13,651   |   |
| Inventory owned - Total - Des stocks possédés .....   | 118,672           | 108,500             | 103,554             | 95,651  |   | 138,949           | 129,112             | 122,543                   | 121,482  |   |
| Raw materials - Matières premières .....  | 31,487            | 30,247              | 29,511              | 26,802  |   | 38,375            | 34,987              | 33,348                    | 32,112   |   |
| Goods in process - Produits en cours .....  | 23,529            | 24,471              | 25,118              | 24,655  |   | 26,544            | 26,005              | 26,712                    | 24,776   |   |
| Finished products - Produits finis .....  | 63,656            | 53,782              | 48,925              | 44,194  |   | 74,030            | 68,120              | 62,483                    | 64,594   |   |
| <b>333 - Manufacturers of lighting fixtures - Fabricants d'appareils d'éclairage</b>  |                   |                     |                     |         |   |                   |                     |                           |          |   |
| Shipments - Livraisons .....  | 13,629            | 10,455              | 13,901              | 13,499  | 117,757                                 | 14,996            | 12,828              | 14,794                    | 15,911   | 134,013                                 |
| Inventory owned - Total - Des stocks possédés .....   | 33,711            | 32,973              | 32,707              | 31,887  |   | 36,270            | 36,128              | 37,110                    | 37,671   |   |
| <b>334 - Manufacturers of household radio and television receivers - Fabricants de radiorécepteurs et de téléviseurs ménagers</b> |                   |                     |                     |         |   |                   |                     |                           |          |   |
| Shipments - Livraisons .....  | 21,510            | 19,042              | 17,458              | 28,320  | 174,609                                 | 20,351            | 17,089              | 18,689                    | 23,721   | 183,009                                 |
| Inventory owned - Total - Des stocks possédés .....   | 91,366            | 86,233              | 87,655              | 80,838  |   | 82,514            | 80,566              | 82,818                    | 83,658   |   |
| Raw materials - Matières premières .....  | 26,042            | 27,044              | 27,096              | 26,208  |   | 24,432            | 22,566              | 23,910                    | 23,806   |   |
| Goods in process - produits en cours .....  | 16,518            | 12,311              | 17,468              | 17,984  |   | 18,199            | 18,121              | 18,196                    | 17,779   |   |
| Finished products - Produits finis .....  | 48,806            | 46,878              | 43,091              | 36,646  |   | 39,883            | 39,879              | 40,712                    | 42,073   |   |



**TABLE 6. Estimated Value of Shipments, Orders and Inventories in Selected Individual Industries - Continued**  
**TABLEAU 6. Valeur estimative des livraisons, commandes et stocks de certaines industries particulières - suite**

| Standard industrial classification (1970)<br>-<br>Classification des activités économiques (1970)                            | 1975        |               |               |         |                                | 1976        |               |                     |          |           | Year to date - Total cumulatif |
|--|-------------|---------------|---------------|---------|--------------------------------|-------------|---------------|---------------------|----------|-----------|--------------------------------|
|  | June - Juin | July - Juill. | August - Août | Sept.   | Year to date - Total cumulatif | June - Juin | July - Juill. | August(r) - Août(r) | Sept.(p) |           |                                |
| thousands of dollars - milliers de dollars   |             |               |               |         |                                |             |               |                     |          |           |                                |
| <b>MAJOR GROUP 16 - ELECTRICAL PRODUCTS INDUSTRIES - Concluded - GROUPE 16 - FABRICATION DE PRODUITS ÉLECTRIQUES - fin</b>   |             |               |               |         |                                |             |               |                     |          |           |                                |
| <b>335 - Communications equipment manufactures - Fabricants d'équipement de télécommunication</b>                            |             |               |               |         |                                |             |               |                     |          |           |                                |
| Shipments - Livraisons   | 124,996     | 98,771        | 95,745        | 108,842 | 992,840                        | 137,547     | 102,476       | 104,652             | 117,896  | 1,067,067 |                                |
| New orders - Nouvelles commandes   | 89,558      | 1,755         | 164,259       | 125,139 |                                | 112,219     | 103,232       | 98,955              |          | 123,065   |                                |
| Unfilled orders - Commandes en carnet  | 994,205     | 897,189       | 965,703       | 982,000 |                                | 865,978     | 866,734       | 861,037             |          | 866,206   |                                |
| Inventory held - Total - Des stocks détenus  | 388,362     | 376,061       | 376,655       | 387,559 |                                | 354,846     | 353,173       | 346,068             |          | 359,316   |                                |
| Raw materials - Matières premières   | 124,722     | 124,678       | 126,513       | 128,999 |                                | 116,592     | 124,580       | 118,056             |          | 120,034   |                                |
| Goods in process - Produits en cours   | 185,946     | 184,088       | 187,715       | 191,393 |                                | 189,492     | 187,810       | 186,700             |          | 189,173   |                                |
| Finished products - Produits finis   | 77,694      | 67,303        | 62,427        | 67,167  |                                | 48,762      | 40,783        | 41,312              |          | 50,109    |                                |
| <b>336 - Manufacturers of electrical industrial equipment - Fabricants d'équipement électrique industriel</b>                |             |               |               |         |                                |             |               |                     |          |           |                                |
| Shipments - Livraisons   | 79,675      | 71,505        | 59,908        | 84,589  | 667,881                        | 85,537      | 68,497        | 69,657              | 80,247   | 685,485   |                                |
| New orders - Nouvelles commandes   | 83,560      | 27,622        | 52,952        | 33,532  |                                | 62,403      | 83,743        | 54,473              |          | 47,357    |                                |
| Unfilled orders - Commandes en carnet  | 851,079     | 807,196       | 800,240       | 749,183 |                                | 705,249     | 720,495       | 705,311             |          | 672,421   |                                |
| Inventory owned - Total - Des stocks possédés  | 232,332     | 218,402       | 217,855       | 214,740 |                                | 236,017     | 231,296       | 240,553             |          | 239,866   |                                |
| Inventory held - Total - Des stocks détenus  | 282,983     | 261,268       | 260,497       | 257,523 |                                | 297,137     | 291,324       | 299,346             |          | 296,734   |                                |
| Raw materials - Matières premières   | 85,567      | 83,827        | 83,527        | 80,916  |                                | 76,639      | 80,523        | 84,233              |          | 84,285    |                                |
| Goods in process - Produits en cours   | 147,754     | 133,849       | 134,366       | 132,411 |                                | 169,734     | 161,384       | 165,914             |          | 162,977   |                                |
| Finished products - Produits finis   | 49,662      | 43,592        | 42,604        | 44,196  |                                | 50,764      | 49,417        | 49,199              |          | 49,448    |                                |
| <b>338 - Manufacturers of electric wire and cable - Fabricants de fils et de câbles électriques</b>                          |             |               |               |         |                                |             |               |                     |          |           |                                |
| Shipments - Livraisons   | 72,613      | 49,228        | 52,470        | 61,269  | 503,139                        | 61,145      | 49,340        | 46,151              | 64,895   | 500,647   |                                |
| New orders - Nouvelles commandes   | 56,706      | 43,742        | 45,014        | 48,007  |                                | 56,550      | 44,589        | 52,680              |          | 59,810    |                                |
| Unfilled orders - Commandes en carnet  | 119,827     | 114,341       | 106,885       | 93,623  |                                | 85,288      | 80,537        | 87,066              |          | 81,981    |                                |
| Inventory owned - Total - Des stocks possédés  | 163,898     | 154,038       | 149,551       | 141,316 |                                | 149,569     | 141,605       | 139,504             |          | 140,109   |                                |
| Raw materials - Matières premières   | 44,995      | 42,692        | 43,930        | 39,467  |                                | 36,176      | 36,829        | 37,274              |          | 36,277    |                                |
| Goods in process - Produits en cours   | 56,916      | 53,529        | 50,669        | 49,283  |                                | 46,065      | 43,395        | 44,830              |          | 48,346    |                                |
| Finished products - Produits finis   | 61,987      | 57,817        | 54,952        | 52,566  |                                | 67,328      | 61,381        | 57,400              |          | 55,486    |                                |
| <b>339I - Battery manufacturers - Fabricants d'accumulateurs</b>   |             |               |               |         |                                |             |               |                     |          |           |                                |
| Shipments - Livraisons   | 7,332       | 6,917         | 9,480         | 12,017  | 66,402                         | 7,927       | 8,432         | 10,157              | 10,271   | 73,847    |                                |
| New orders - Nouvelles commandes   | 7,188       | 8,621         | 8,262         | 11,807  |                                | 9,706       | 7,943         | 10,260              |          | 9,962     |                                |
| Unfilled orders - Commandes en carnet  | 12,102      | 13,806        | 12,588        | 12,378  |                                | 8,773       | 8,284         | 8,387               |          | 8,078     |                                |
| Inventory owned - Total - Des stocks possédés  | 41,493      | 40,098        | 36,858        | 32,116  |                                | 44,634      | 45,724        | 43,311              |          | 43,002    |                                |
| Raw materials - Matières premières   | 11,399      | 11,499        | 12,027        | 11,326  |                                | 10,757      | 12,553        | 13,371              |          | 13,164    |                                |
| Goods in process - Produits en cours   | 6,964       | 7,530         | 7,187         | 6,965   |                                | 8,284       | 8,447         | 8,203               |          | 7,748     |                                |
| Finished products - Produits finis   | 23,130      | 21,069        | 17,644        | 13,825  |                                | 25,593      | 24,724        | 21,737              |          | 22,090    |                                |
| <b>3399 - Manufacturers of miscellaneous electrical products, n.e.s. - Fabricants de produits électriques divers, n.c.a.</b> |             |               |               |         |                                |             |               |                     |          |           |                                |
| Shipments - Livraisons   | 27,256      | 27,059        | 28,585        | 33,346  | 254,405                        | 31,549      | 28,977        | 29,045              | 34,432   | 310,203   |                                |
| New orders - Nouvelles commandes   | 29,666      | 25,101        | 27,536        | 32,056  |                                | 31,147      | 26,776        | 36,096              |          | 25,676    |                                |
| Unfilled orders - Commandes en carnet  | 28,526      | 26,568        | 25,519        | 24,229  |                                | 25,532      | 23,331        | 30,382              |          | 21,626    |                                |
| Inventory owned - Total - Des stocks possédés  | 88,776      | 89,899        | 87,055        | 86,679  |                                | 103,774     | 101,220       | 103,999             |          | 103,683   |                                |
| Raw materials - Matières premières   | 36,762      | 39,078        | 37,173        | 36,923  |                                | 44,238      | 44,150        | 45,274              |          | 43,826    |                                |
| Goods in process - Produits en cours   | 13,919      | 13,118        | 13,447        | 13,759  |                                | 17,066      | 15,689        | 16,954              |          | 17,733    |                                |
| Finished products - Produits finis   | 38,095      | 37,703        | 36,435        | 35,997  |                                | 42,470      | 41,381        | 41,771              |          | 42,123    |                                |

TABLE 6. Estimated Value of Shipments, Orders and Inventories in Selected Individual Industries - Continued  
 TABLEAU 6. Valeur estimative des livraisons, commandes et stocks de certaines industries particulières - suite

| Standard industrial<br>classification (1970)<br>—<br>Classification des<br>activités économiques (1970)                         | 1975             |                     |                     |         |  | 1976             |                     |                           |           |  |
|---|------------------|---------------------|---------------------|---------|--|------------------|---------------------|---------------------------|-----------|--|
|   | June<br>—<br>Jun | July<br>—<br>Juill. | August<br>—<br>Août | Sept.   | Year<br>to date<br>—<br>Total<br>cumulatif | June<br>—<br>Jun | July<br>—<br>Juill. | August(r)<br>—<br>Août(r) | Sept.(p)  | Year<br>to date<br>—<br>Total<br>cumulatif |
| thousands of dollars - milliers de dollars  |                  |                     |                     |         |  |                  |                     |                           |           |  |
| <b>MAJOR GROUP 17 - NON-METALLIC MINERAL PRODUCTS INDUSTRIES - GROUPE 17 - FABRICATION DE PRODUITS MINÉRAUX NON MÉTALLIQUES</b> |                  |                     |                     |         |  |                  |                     |                           |           |  |
| <b>351 - Clay products Manufacturers - Fabricants de produits en argile</b>   |                  |                     |                     |         |  |                  |                     |                           |           |  |
| Shipments - Livraisons .....  | 12,059           | 12,173              | 13,444              | 14,189  | 100,994                                    | 13,900           | 13,527              | 13,763                    | 13,584    | 112,956                                    |
| Inventory owned - Total - Des stocks possédés .....   | 30,701           | 29,963              | 29,312              | 28,273  |  | 33,448           | 32,471              | 31,193                    | 30,523    |  |
| <b>352 - Cement manufacturers - Fabricants de ciment</b>  |                  |                     |                     |         |  |                  |                     |                           |           |  |
| Shipments - Livraisons .....  | 34,641           | 38,061              | 32,364              | 29,530  | 243,163                                    | 48,029           | 46,945              | 43,962                    | 41,250    | 316,752                                    |
| Inventory owned - Total - Des stocks possédés .....   | 84,820           | 82,199              | 78,915              | 77,998  |  | 100,763          | 93,913              | 94,611                    | 90,920    |  |
| <b>354 - Concrete products manufacturers - Fabricants de produits en béton</b>  |                  |                     |                     |         |  |                  |                     |                           |           |  |
| Shipments - Livraisons .....  | 39,645           | 41,327              | 41,772              | 42,894  | 320,105                                    | 43,170           | 38,658              | 41,455                    | 39,251    | 334,224                                    |
| Inventory owned - Total - Des stocks possédés .....   | 83,542           | 78,582              | 76,178              | 73,065  |  | 77,508           | 74,747              | 70,868                    | 71,288    |  |
| <b>355 - Ready-mix concrete manufacturers - Fabricants de béton préparé</b>   |                  |                     |                     |         |  |                  |                     |                           |           |  |
| Shipments - Livraisons .....  | 60,036           | 59,472              | 57,664              | 61,805  | 412,594                                    | 71,985           | 62,677              | 66,873                    | 61,039    | 488,841                                    |
| Inventory owned - Total - Des stocks possédés .....   | 22,716           | 24,876              | 25,357              | 25,551  |  | 26,503           | 27,019              | 27,989                    | 27,807    |  |
| <b>356 - Glass and glass products manufacturers - Fabricants de verre et d'articles en verre</b>                                |                  |                     |                     |         |  |                  |                     |                           |           |  |
| Shipments - Livraisons .....  | 36,405           | 34,711              | 33,401              | 40,205  | 302,389                                    | 50,922           | 36,905              | 42,363                    | 42,427    | 370,729                                    |
| Unfilled orders - Commandes en carnet .....   | 14,471           | 14,794              | 15,366              | 15,801  |  | 17,967           | 20,895              | 18,146                    | 18,163    |  |
| Inventory owned - Total - Des stocks possédés .....   | 93,493           | 91,926              | 91,134              | 90,090  |  | 99,289           | 99,318              | 99,054                    | 100,716   |  |
| <b>357 - Abrasives manufacturers - Fabricants d'abrasifs</b>  |                  |                     |                     |         |  |                  |                     |                           |           |  |
| Shipments - Livraisons .....  | 8,122            | 7,624               | 6,489               | 8,051   | 71,966                                     | 11,792           | 10,256              | 10,449                    | 10,398    | 96,640                                     |
| Inventory owned - Total - Des stocks possédés .....   | 21,527           | 21,783              | 23,195              | 22,416  |  | 21,811           | 22,094              | 22,508                    | 23,459    |  |
| <b>359 - Miscellaneous non-metallic mineral products industries - Industrie des produits minéraux non métalliques divers</b>    |                  |                     |                     |         |  |                  |                     |                           |           |  |
| Shipments - Livraisons .....  | 37,877           | 34,851              | 34,844              | 41,131  | 305,194                                    | 40,429           | 37,880              | 39,719                    | 41,457    | 346,809                                    |
| Inventory owned - Total - Des stocks possédés .....   | 71,565           | 72,895              | 71,317              | 69,676  |  | 83,380           | 84,571              | 84,729                    | 82,714    |  |
| <b>MAJOR GROUP 18 - PETROLEUM AND COAL PRODUCTS INDUSTRIES - GROUPE 18 - FABRICATION DE PRODUITS DU PÉTROLE ET DU CHARBON</b>   |                  |                     |                     |         |  |                  |                     |                           |           |  |
| <b>365 - Petroleum refineries - Raffineries de pétrole</b>  |                  |                     |                     |         |  |                  |                     |                           |           |  |
| Shipments - Livraisons .....  | 508,036          | 506,216             | 517,049             | 532,487 | 4,436,160                                  | 592,613          | 578,983             | 580,307                   | 619,258   | 5,256,503                                  |
| Inventory owned - Total - Des stocks possédés .....   | 848,273          | 837,487             | 862,790             | 908,433 |  | 998,743          | 1,089,241           | 1,066,105                 | 1,084,702 |  |
| Raw materials - Matières premières .....  | 293,407          | 264,072             | 254,760             | 309,340 |  | 368,522          | 421,276             | 381,798                   | 429,229   |  |
| Goods in process - Produits en cours .....  | 80,773           | 85,894              | 84,382              | 97,903  |  | 129,579          | 115,984             | 111,666                   | 114,465   |  |
| Finished products - Produits finis .....  | 474,093          | 487,521             | 523,648             | 501,190 |  | 500,642          | 551,981             | 572,641                   | 541,008   |  |

**TABLE 6. Estimated Value of Shipments, Orders and Inventories in Selected Individual Industries - Continued**  
**TABLEAU 6. Valeur estimative des livraisons, commandes et stocks de certaines industries particulières - suite**

| Standard industrial classification (1970)<br>—<br>Classification des activités économiques (1970)                                  | 1975              |                     |                     |         |                                   | 1976              |                     |                             |           |                                   |
|--|-------------------|---------------------|---------------------|---------|-----------------------------------|-------------------|---------------------|-----------------------------|-----------|-----------------------------------|
|  | June<br>—<br>Juin | July<br>—<br>Juill. | August<br>—<br>Août | Sept.   | Year to date<br>—<br>Total cumulé | June<br>—<br>Juin | July<br>—<br>Juill. | August (r)<br>—<br>Août (r) | Sept. (p) | Year to date<br>—<br>Total cumulé |
| thousands of dollars — milliers de dollars   |                   |                     |                     |         |                                   |                   |                     |                             |           |                                   |
| <b>MAJOR GROUP 19 — CHEMICAL AND CHEMICAL PRODUCTS INDUSTRIES — GROUPE 19 — INDUSTRIE CHIMIQUE</b>                                 |                   |                     |                     |         |                                   |                   |                     |                             |           |                                   |
| <b>372 — Manufacturers of mixed fertilizers —<br/>Fabricants d'engrais composés</b>  |                   |                     |                     |         |                                   |                   |                     |                             |           |                                   |
| Shipments — Livraisons .....   | 17,987            | 8,272               | 5,723               | 8,657   | 132,227                           | 25,460            | 7,182               | 6,284                       | 7,439     | 124,740                           |
| Inventory owned — Total — Des stocks<br>possédés .....   | 40,212            | 37,525              | 40,919              | 42,390  |                                   | 36,231            | 36,484              | 33,037                      | 39,548    |                                   |
| <b>373 — Manufacturers of plastics and synthetic<br/>resins — Fabricants de matières<br/>plastiques et de résines synthétiques</b> |                   |                     |                     |         |                                   |                   |                     |                             |           |                                   |
| Shipments — Livraisons .....   | 42,401            | 36,459              | 36,746              | 45,730  | 342,690                           | 52,398            | 41,509              | 47,615                      | 50,460    | 428,319                           |
| Inventory owned — Total — Des stocks<br>possédés .....   | 82,675            | 85,375              | 88,465              | 88,817  |                                   | 87,304            | 79,861              | 71,742                      | 80,881    |                                   |
| <b>374 — Manufacturers of pharmaceuticals and<br/>medicines — Fabricants de produits<br/>pharmaceutiques et de médicaments</b>     |                   |                     |                     |         |                                   |                   |                     |                             |           |                                   |
| Shipments — Livraisons .....   | 50,356            | 50,999              | 53,172              | 61,490  | 470,331                           | 58,325            | 53,605              | 57,710                      | 66,006    | 510,069                           |
| Inventory owned — Total — Des stocks<br>possédés .....   | 175,705           | 170,507             | 166,002             | 160,599 |                                   | 180,863           | 178,455             | 176,681                     | 177,557   |                                   |
| Raw materials — Matières premières .....   | 70,556            | 69,173              | 68,708              | 66,519  |                                   | 66,505            | 67,736              | 69,188                      | 70,696    |                                   |
| Goods in process — Produits en cours .....   | 35,306            | 32,920              | 30,791              | 29,720  |                                   | 38,910            | 37,460              | 37,115                      | 38,726    |                                   |
| Finished products — Produits finis .....   | 69,843            | 68,414              | 66,503              | 64,360  |                                   | 75,448            | 73,259              | 70,378                      | 68,135    |                                   |
| <b>375 — Paint and varnish manufacturers —<br/>Fabricants de peintures et vernis</b>   |                   |                     |                     |         |                                   |                   |                     |                             |           |                                   |
| Shipments — Livraisons .....   | 43,291            | 43,542              | 39,035              | 40,856  | 337,021                           | 53,593            | 48,839              | 47,367                      | 45,421    | 411,805                           |
| Inventory owned — Total — Des stocks<br>possédés .....   | 76,594            | 75,918              | 79,564              | 83,925  |                                   | 95,611            | 95,948              | 92,240                      | 92,024    |                                   |
| Raw materials — Matières premières .....   | 35,333            | 34,323              | 34,354              | 36,834  |                                   | 41,204            | 41,469              | 38,244                      | 38,727    |                                   |
| Goods in process — Produits en cours .....   | 2,856             | 2,955               | 3,156               | 3,278   |                                   | 3,971             | 3,926               | 3,992                       | 3,797     |                                   |
| Finished products — Produits finis .....   | 38,405            | 38,640              | 42,054              | 43,813  |                                   | 50,436            | 50,553              | 50,004                      | 49,500    |                                   |
| <b>376 — Manufacturers of soap and cleaning<br/>compounds — Fabricants de savon et<br/>de produits de nettoyage</b>                |                   |                     |                     |         |                                   |                   |                     |                             |           |                                   |
| Shipments — Livraisons .....   | 34,544            | 34,518              | 34,503              | 36,651  | 299,466                           | 35,205            | 35,390              | 41,397                      | 46,501    | 344,663                           |
| Inventory owned — Total — Des stocks<br>possédés .....   | 72,233            | 70,102              | 69,655              | 63,948  |                                   | 72,675            | 71,766              | 76,558                      | 72,810    |                                   |
| Raw materials — Matières premières .....   | 30,510            | 28,963              | 28,271              | 26,831  |                                   | 26,325            | 28,176              | 34,273                      | 32,886    |                                   |
| Goods in process — Produits en cours .....   | 5,960             | 6,034               | 5,999               | 5,547   |                                   | 4,870             | 4,564               | 3,227                       | 3,317     |                                   |
| Finished products — Produits finis .....   | 35,763            | 35,105              | 35,385              | 31,570  |                                   | 41,480            | 39,026              | 39,058                      | 36,607    |                                   |
| <b>377 — Manufacturers of toilet preparations —<br/>Fabricants de produits de toilette</b>   |                   |                     |                     |         |                                   |                   |                     |                             |           |                                   |
| Shipments — Livraisons .....   | 19,653            | 17,804              | 20,322              | 29,585  | 181,197                           | 23,403            | 20,171              | 23,962                      | 31,225    | 292,897                           |
| Inventory owned — Total — Des stocks<br>possédés .....   | 75,436            | 75,920              | 75,209              | 70,605  |                                   | 75,124            | 82,180              | 79,029                      | 75,034    |                                   |
| Raw materials — Matières premières .....   | 39,879            | 40,731              | 41,431              | 38,724  |                                   | 36,317            | 39,129              | 38,906                      | 35,801    |                                   |
| Goods in process — Produits en cours .....   | 7,339             | 7,312               | 6,663               | 6,463   |                                   | 8,116             | 7,611               | 8,987                       | 8,556     |                                   |
| Finished products — Produits finis .....   | 28,218            | 27,877              | 27,115              | 25,418  |                                   | 30,691            | 35,440              | 31,136                      | 30,678    |                                   |



TABLE 6. Estimated Value of Shipments, Orders and Inventories in Selected Individual Industries - Concluded  
 TABLEAU 6. Valeur estimative des livraisons, commandes et stocks de certaines industries particulières - fin

| Standard industrial classification (1970)<br>—<br>Classification des activités économiques (1970)   | 1975              |                     |                     |         |                                      | 1976              |                     |                           |          |                                      |
|---|-------------------|---------------------|---------------------|---------|--------------------------------------|-------------------|---------------------|---------------------------|----------|--------------------------------------|
|   | June<br>—<br>Juin | July<br>—<br>Juill. | August<br>—<br>Août | Sept.   | Year to date<br>—<br>Total cumulatif | June<br>—<br>Juin | July<br>—<br>Juill. | August(r)<br>—<br>Août(r) | Sept.(p) | Year to date<br>—<br>Total cumulatif |
| thousands of dollars - milliers de dollars  |                   |                     |                     |         |                                      |                   |                     |                           |          |                                      |
| <b>MAJOR GROUP 19 - CHEMICAL AND CHEMICAL PRODUCTS INDUSTRIES - Concluded - GROUPE 19 - INDUSTRIES CHIMIQUE - fin</b>                         |                   |                     |                     |         |                                      |                   |                     |                           |          |                                      |
| <b>3781 - Manufacturers of pigments and dry colours - Fabricants de pigments et de colorants secs</b>   |                   |                     |                     |         |                                      |                   |                     |                           |          |                                      |
| Shipments - Livraisons .....  | 9,671             | 9,314               | 9,738               | 10,615  | 84,065                               | 12,737            | 9,967               | 11,567                    | 11,395   | 102,717                              |
| Inventory owned - Total - Des stocks possédés .....   | 40,953            | 40,276              | 40,392              | 36,732  |                                      | 27,465            | 28,296              | 30,605                    | 33,055   |                                      |
| Raw materials - Matières premières .....  | 20,367            | 20,292              | 20,874              | 19,674  |                                      | 15,743            | 14,568              | 14,631                    | 15,526   |                                      |
| Goods in process - Produits en cours .....  | 2,128             | 2,171               | 1,958               | 1,228   |                                      | 2,362             | 2,481               | 2,653                     | 2,579    |                                      |
| Finished products - Produits finis .....  | 18,458            | 17,813              | 17,560              | 15,830  |                                      | 9,360             | 11,247              | 13,321                    | 14,950   |                                      |
| <b>3782 - Manufacturers of industrial chemicals (inorganic), n.e.s. - Fabricants de produits chimiques (inorganiques) industriels, n.c.a.</b> |                   |                     |                     |         |                                      |                   |                     |                           |          |                                      |
| Shipments - Livraisons .....  | 66,635            | 62,227              | 60,757              | 64,459  | 601,485                              | 79,881            | 75,803              | 67,862                    | 71,794   | 663,647                              |
| Inventory owned - Total - Des stocks possédés .....   | 161,045           | 180,247             | 184,175             | 187,497 |                                      | 191,636           | 194,241             | 197,078                   | 190,116  |                                      |
| Raw materials - Matières premières .....  | 92,993            | 103,029             | 103,319             | 102,399 |                                      | 94,765            | 102,605             | 101,099                   | 98,433   |                                      |
| Goods in process - Produits en cours .....  | 26,190            | 27,985              | 27,369              | 26,218  |                                      | 30,465            | 32,666              | 31,471                    | 33,499   |                                      |
| Finished products - Produits finis .....  | 41,862            | 49,233              | 53,487              | 58,880  |                                      | 66,406            | 58,970              | 64,508                    | 58,184   |                                      |
| <b>3783 - Manufacturers of industrial chemicals (organic) n.e.s. - Fabricants de produits chimiques (organiques) industriels, n.c.a.</b>      |                   |                     |                     |         |                                      |                   |                     |                           |          |                                      |
| Shipments - Livraisons .....  | 77,389            | 66,301              | 69,564              | 78,652  | 646,602                              | 91,821            | 77,774              | 79,072                    | 84,045   | 759,619                              |
| Inventory owned - Total - Des stocks possédés .....   | 173,659           | 176,598             | 177,214             | 180,984 |                                      | 169,039           | 172,459             | 178,757                   | 178,284  |                                      |
| Raw materials - Matières premières .....  | 75,452            | 78,523              | 79,708              | 87,243  |                                      | 77,589            | 78,276              | 80,290                    | 84,871   |                                      |
| Goods in process - Produits en cours .....  | 9,391             | 9,369               | 9,531               | 8,749   |                                      | 8,089             | 8,122               | 7,855                     | 7,174    |                                      |
| Finished products - Produits finis .....  | 88,816            | 88,706              | 87,975              | 84,992  |                                      | 83,361            | 86,061              | 90,612                    | 86,239   |                                      |
| <b>3791 - Manufacturers of printing inks - Fabricants d'encre d'imprimerie</b>  |                   |                     |                     |         |                                      |                   |                     |                           |          |                                      |
| Shipments - Livraisons .....  | 6,017             | 5,594               | 5,566               | 6,331   | 50,931                               | 7,025             | 5,985               | 6,319                     | 7,108    | 56,926                               |
| Inventory owned - Total - Des stocks possédés .....   | 14,156            | 15,167              | 15,722              | 15,210  |                                      | 15,286            | 15,870              | 17,575                    | 17,852   |                                      |
| <b>3799 - Miscellaneous chemical industries, n.e.s. - Fabricants de produits chimiques divers, n.c.a.</b>                                     |                   |                     |                     |         |                                      |                   |                     |                           |          |                                      |
| Shipments - Livraisons .....  | 67,266            | 60,583              | 57,572              | 63,500  | 547,910                              | 72,654            | 62,881              | 61,693                    | 64,155   | 587,772                              |
| Inventory owned - Total - Des stocks possédés .....   | 149,119           | 152,568             | 150,339             | 140,800 |                                      | 127,094           | 126,948             | 132,293                   | 130,885  |                                      |
| Raw materials - Matières premières .....  | 78,928            | 83,384              | 81,774              | 75,320  |                                      | 62,260            | 62,367              | 65,222                    | 62,573   |                                      |
| Goods in process - Produits en cours .....  | 9,942             | 9,879               | 9,928               | 10,496  |                                      | 10,938            | 11,122              | 11,332                    | 10,683   |                                      |
| Finished products - Produits finis .....  | 60,249            | 59,305              | 58,637              | 54,984  |                                      | 53,896            | 53,459              | 55,739                    | 57,629   |                                      |
| <b>MAJOR GROUP 20 - MISCELLANEOUS MANUFACTURING INDUSTRIES - GROUPE 20 - INDUSTRIES MANUFACTURIÈRES DIVERSES</b>                              |                   |                     |                     |         |                                      |                   |                     |                           |          |                                      |
| <b>391 - Scientific and professional equipment industries - Fabrication de matériel scientifique et professionnel</b>                         |                   |                     |                     |         |                                      |                   |                     |                           |          |                                      |
| Shipments - Livraisons .....  | 50,071            | 48,916              | 47,745              | 56,474  | 433,861                              | 57,925            | 54,436              | 52,669                    | 59,135   | 486,940                              |
| Inventory owned - Total - Des stocks possédés .....   | 166,356           | 164,712             | 169,180             | 163,125 |                                      | 179,016           | 177,105             | 173,793                   | 173,106  |                                      |
| <b>392 - Jewellery and silverware industry - Fabrication de bijouterie et d'orfèvrerie</b>  |                   |                     |                     |         |                                      |                   |                     |                           |          |                                      |
| Shipments - Livraisons .....  | 19,194            | 16,483              | 22,390              | 25,105  | 187,342                              | 26,032            | 23,328              | 21,541                    | 23,715   | 213,330                              |
| Inventory owned - Total - Des stocks possédés .....   | 77,689            | 77,558              | 76,351              | 70,811  |                                      | 59,271            | 59,130              | 57,929                    | 58,902   |                                      |
| <b>3931 - Sporting goods manufacturers - Fabricants d'articles de sport</b>   |                   |                     |                     |         |                                      |                   |                     |                           |          |                                      |
| Shipments - Livraisons .....  | 13,728            | 14,858              | 15,163              | 14,249  | 114,159                              | 14,812            | 15,677              | 17,463                    | 18,200   | 143,225                              |
| Inventory owned - Total - Des stocks possédés .....   | 44,256            | 45,923              | 45,404              | 51,107  |                                      | 54,230            | 52,209              | 47,448                    | 44,312   |                                      |
| <b>3932 - Toy and games manufacturers - Fabricants de jeux et de jouets</b>   |                   |                     |                     |         |                                      |                   |                     |                           |          |                                      |
| Shipments - Livraisons .....  | 11,501            | 12,023              | 14,237              | 14,178  | 105,628                              | 12,149            | 13,238              | 15,433                    | 16,766   | 118,518                              |
| Inventory owned - Total - Des stocks possédés .....   | 59,490            | 57,221              | 56,020              | 55,402  |                                      | 51,621            | 51,381              | 50,235                    | 52,182   |                                      |



TABLE 7. Ratios of Total Inventory Owned and Finished Products to Shipments  
by Industry Groups (Based on Seasonally Adjusted Estimates)

TABLEAU 7. Rapports du total des stocks possédés et des produits finis aux livraisons  
par groupes d'industries (Bases sur les chiffres désaisonnalisés)

| Industry groups<br>—<br>Groupe d'industries    | Total inventory owned to shipments<br>—<br>Total des stocks possédés aux livraisons |             |             |             |             |             |             |             |
|--|---|-------------|-------------|-------------|-------------|-------------|-------------|-------------|
|  | Average   | Average     | Average     | May         | June        | July        | August(r)   | Sept.(p)    |
|  | 1973  | 1974        | 1975        | 1976        | 1976        | 1976        | 1976        | 1976        |
|  | Moyennes  | Moyennes    | Moyennes    | Mai         | Juin        | Juill.      | Août(r)     | Sept.(p)    |
| 1  | 1.42  | 1.56        | 1.52        | 1.46        | 1.47        | 1.51        | 1.54        | 1.54        |
| 2  | 4.61  | 4.15        | 4.91        | 3.14        | 5.67        | 6.12        | 6.37        | 5.89        |
| 3  | 2.03  | 2.12        | 2.48        | 2.07        | 2.07        | 2.09        | 1.99        | 2.17        |
| 4  | 2.37  | 2.56        | 2.63        | 2.50        | 2.52        | 2.73        | 3.09        | 3.02        |
| 5  | 2.16  | 2.40        | 2.64        | 2.53        | 2.51        | 2.47        | 2.34        | 2.53        |
| 6  | 2.45  | 2.70        | 2.51        | 2.17        | 2.23        | 2.36        | 2.37        | 2.35        |
| 7  | 2.27  | 2.46        | 2.43        | 2.55        | 2.39        | 2.52        | 2.63        | 2.63        |
| 8  | 1.55  | 2.04        | 2.05        | 1.92        | 1.94        | 1.83        | 1.64        | 1.71        |
| 9  | 2.08  | 2.21        | 2.31        | 2.22        | 2.15        | 2.18        | 2.24        | 2.24        |
| 10   | 1.36  | 1.22        | 1.82        | 1.57        | 1.66        | 1.65        | 1.62        | 1.65        |
| 11   | 0.85  | 0.96        | 1.05        | 0.91        | 0.88        | 0.88        | 0.91        | 0.96        |
| 12   | 2.00  | 1.87        | 2.72        | 2.62        | 2.78        | 2.92        | 2.54        | 2.77        |
| 13   | 2.02  | 2.15        | 2.49        | 2.37        | 2.38        | 2.41        | 2.31        | 2.39        |
| 14   | 3.13  | 3.13        | 3.39        | 2.92        | 2.81        | 3.08        | 2.93        | 2.98        |
| 15   | 1.40  | 1.55        | 1.37        | 1.31        | 1.52        | 1.52        | 1.07        | 1.43        |
| 16   | 2.81  | 3.01        | 3.04        | 2.58        | 2.66        | 2.82        | 2.73        | 3.01        |
| 17   | 1.52  | 1.68        | 1.95        | 1.83        | 1.80        | 1.90        | 1.88        | 2.03        |
| 18   | 1.49  | 1.70        | 1.71        | 1.69        | 1.71        | 1.90        | 1.77        | 1.62        |
| 19   | 1.91  | 1.93        | 2.47        | 2.20        | 2.30        | 2.34        | 2.28        | 2.35        |
| 20   | 2.77  | 2.98        | 3.18        | 2.73        | 2.80        | 2.71        | 2.75        | 2.91        |
| Non-durable goods — Biens<br>non durables..... | 1.69  | 1.76        | 1.93        | 1.79        | 1.84        | 1.88        | 1.87        | 1.89        |
| Durable goods — Biens durables                 | 1.92  | 2.09        | 2.32        | 2.11        | 2.11        | 2.25        | 1.92        | 2.19        |
| All industries — Toutes les<br>industries..... | <b>1.80</b>   | <b>1.90</b> | <b>2.11</b> | <b>1.94</b> | <b>1.96</b> | <b>2.05</b> | <b>1.90</b> | <b>2.03</b> |
|  | Finished products to shipments<br>—<br>Produits finis aux livraisons                |             |             |             |             |             |             |             |
|  | Average   | Average     | Average     | May         | June        | July        | August(r)   | Sept.(p)    |
|  | 1973  | 1974        | 1975        | 1976        | 1976        | 1976        | 1976        | 1976        |
|  | Moyennes  | Moyennes    | Moyennes    | Mai         | Juin        | Juill.      | Août(r)     | Sept.(p)    |
| 1  | 0.55  | 0.62        | 0.61        | 0.60        | 0.61        | 0.63        | 0.64        | 0.64        |
| 2  | 2.79  | 2.75        | 2.91        | 1.75        | 3.16        | 3.34        | 3.45        | 3.23        |
| 3  | 1.20  | 1.00        | 1.43        | 1.14        | 1.12        | 1.15        | 1.08        | 1.21        |
| 4  | 0.72  | 0.68        | 0.81        | 0.63        | 0.68        | 0.72        | 0.87        | 0.89        |
| 5  | 0.76  | 0.75        | 1.04        | 1.01        | 1.03        | 1.03        | 0.97        | 1.05        |
| 6  | 0.91  | 0.92        | 0.92        | 0.91        | 0.93        | 0.95        | 1.05        | 1.03        |
| 7  | 0.72  | 0.83        | 0.85        | 0.81        | 0.74        | 0.79        | 0.88        | 0.91        |
| 8  | 0.62  | 0.79        | 0.81        | 0.75        | 0.78        | 0.77        | 0.65        | 0.66        |
| 9  | 0.43  | 0.43        | 0.59        | 0.56        | 0.55        | 0.52        | 0.57        | 0.58        |
| 10   | 0.43  | 0.31        | 0.48        | 0.40        | 0.44        | 0.46        | 0.44        | 0.45        |
| 11   | 0.22  | 0.20        | 0.24        | 0.22        | 0.21        | 0.21        | 0.22        | 0.23        |
| 12   | 0.49  | 0.42        | 0.65        | 0.72        | 0.75        | 0.83        | 0.72        | 0.79        |
| 13   | 0.50  | 0.47        | 0.57        | 0.56        | 0.58        | 0.61        | 0.55        | 0.59        |
| 14   | 0.83  | 0.68        | 0.76        | 0.69        | 0.66        | 0.75        | 0.70        | 0.74        |
| 15   | 0.27  | 0.29        | 0.29        | 0.27        | 0.25        | 0.28        | 0.24        | 0.35        |
| 16   | 0.94  | 0.89        | 0.97        | 0.84        | 0.85        | 0.89        | 0.87        | 0.99        |
| 17   | 0.73  | 0.68        | 0.81        | 0.78        | 0.75        | 0.83        | 0.81        | 0.87        |
| 18   | 0.86  | 0.98        | 0.99        | 0.93        | 0.88        | 0.97        | 0.92        | 0.77        |
| 19   | 0.82  | 0.74        | 1.00        | 0.95        | 1.00        | 1.01        | 0.99        | 1.01        |
| 20   | 0.83  | 0.81        | 0.95        | 0.83        | 0.85        | 0.84        | 0.84        | 0.87        |
| Non-durable goods — Biens<br>non durables..... | 0.67  | 0.67        | 0.78        | 0.72        | 0.73        | 0.76        | 0.75        | 0.75        |
| Durable goods — Biens durables                 | 0.53  | 0.52        | 0.60        | 0.57        | 0.58        | 0.63        | 0.54        | 0.63        |
| All industries — Toutes les<br>industries..... | <b>0.61</b>   | <b>0.60</b> | <b>0.70</b> | <b>0.65</b> | <b>0.66</b> | <b>0.70</b> | <b>0.65</b> | <b>0.70</b> |

TABLE 8. Industries classified by Economic Use Groups  
 TABLEAU 8. Industries classées selon les groupes économiques d'utilisation

| Standard Industrial Classification (1970)<br>Classification type des industries (1970)                            | Economic use groups<br>Groupes économiques d'utilisation |                                |                         |                                       |   |                              | Supplementary classification automotive products(1)<br>Classification complémentaire produits de l'automobile(1) |
|---|--|--------------------------------|-------------------------|---------------------------------------|---|------------------------------|--|
|   | Non-durable consumer goods                               | Durable consumer goods         | Machinery and equipment | Construction materials and components | Other intermediate goods and supplies         | Export-based                 |  |
|   | Biens de consommation non durables                       | Biens de consommation durables | Machine et matériel     | Matériaux et éléments de construction | Autres produits et fournitures intermédiaires | Orientées vers l'exportation |  |
|   | industry number - numéro de l'industrie                  |                                |                         |                                       |   |                              |  |
| <b>1 - FOOD AND BEVERAGE INDUSTRIES - INDUSTRIE DES ALIMENTS ET BOISSONS</b>                                      |  |                                |                         |                                       |   |                              |  |
| Slaughtering and meat processors - Abattage et conditionnement de la viande.....                                  | 1011   |                                |                         |                                       |   |                              |  |
| Poultry processors - Conditionnement de la volaille.....  | 1012   |                                |                         |                                       |   |                              |  |
| Fish products industry - Industrie de la transformation du poisson.....   |  |                                |                         |                                       |   | 102                          |  |
| Fruit and vegetable canners and preservers - Conserveries de fruits et de légumes.....                            | 1031   |                                |                         |                                       |   |                              |  |
| Frozen fruit and vegetable processors - Préparation de fruits et de légumes congelés.....                         | 1032   |                                |                         |                                       |   |                              |  |
| Dairy products industry - Industrie laitière.....   | 104  |                                |                         |                                       |   |                              |  |
| Flour and breakfast cereal products industry - Meunerie et fabrication de céréales de table.....                  |  |                                |                         |                                       | 105   |                              |  |
| Feed industry - Fabrication d'aliments pour les animaux.....  |  |                                |                         |                                       | 106   |                              |  |
| Biscuit manufacturers - Fabricants de biscuits.....   | 1071   |                                |                         |                                       |   |                              |  |
| Bakeries - Boulangeries.....  | 1072   |                                |                         |                                       |   |                              |  |
| Confectionery manufacturers - Fabricants de confiserie.....   | 1081   |                                |                         |                                       |   |                              |  |
| Cane and beet sugar processors - Traitement du sucre de canne et de betteraves.....                               |  |                                |                         |                                       |   | 1082                         |  |
| Vegetable oil mills - Moulins à huile végétale.....   |  |                                |                         |                                       |   | 1083                         |  |
| Miscellaneous food processors, n.e.s. - Traitement de produits alimentaires divers, n.e.s.....                    | 1089   |                                |                         |                                       |   |                              |  |
| Soft drink manufacturers - Fabricants de boissons gazeuses.....   | 1091   |                                |                         |                                       |   |                              |  |
| Distilleries - Distilleries.....  |  |                                |                         |                                       |   | 1092                         |  |
| Breweries - Brasseries.....   | 1093   |                                |                         |                                       |   |                              |  |
| Wineries - Producteurs de vin.....  | 1094   |                                |                         |                                       |   |                              |  |
| <b>2 - TOBACCO PRODUCTS INDUSTRIES - INDUSTRIE DU TABAC</b>   |  |                                |                         |                                       |   |                              |  |
| Leaf tobacco processors - Traitement du tabac en feuilles.....  |  |                                |                         |                                       | 151   |                              |  |
| Tobacco products manufacturers - Fabricants de produits du tabac.....   | 153  |                                |                         |                                       |   |                              |  |
| <b>3 - RUBBER AND PLASTICS PRODUCTS INDUSTRIES - INDUSTRIE DU CAOUTCHOUC ET DES PRODUITS EN MATIERE PLASTIQUE</b> |  |                                |                         |                                       |   |                              |  |
| Tire and tube manufacturers - Fabricants de pneus et de chambres à air.....                                       |  |                                |                         |                                       | 1623  |                              | 1623   |
| Rubber foot wear manufacturers - Fabricants de chaussures en caoutchouc.....                                      | 1624   |                                |                         |                                       |   |                              |  |
| Miscellaneous rubber products manufacturers - Fabricants de produits divers en caoutchouc.....                    |  |                                |                         |                                       | 1629  |                              |  |
| Plastics fabricating industry, n.e.s. - Fabrication d'articles en matière plastique, n.e.s.....                   |  |                                |                         |                                       | 165   |                              |  |
| <b>4 - LEATHER INDUSTRIES - INDUSTRIE DU CUIR</b>   |  |                                |                         |                                       |   |                              |  |
| Leather tanneries - Tanneries.....  |  |                                |                         |                                       | 172   |                              |  |
| Shoe factories - Fabriques de chaussures.....   | 174  |                                |                         |                                       |   |                              |  |
| Leather glove factories - Fabriques de gants, en cuir.....  | 175  |                                |                         |                                       |   |                              |  |
| Boot and shoe findings manufacturers - Fabricants d'accessoires pour bottes et chaussures.....                    |  |                                |                         |                                       | 1792  |                              |  |
| Miscellaneous leather products manufacturers - Fabricants d'articles divers, en cuir.....                         | 1799   |                                |                         |                                       |   |                              |  |
| <b>5 - TEXTILE INDUSTRIES - INDUSTRIE TEXTILE</b>   |  |                                |                         |                                       |   |                              |  |
| Cotton yarn and cloth mills - Filature et tissage du coton.....   |  |                                |                         |                                       | 181   |                              |  |
| Wool yarn and cloth mills - Filature et tissage de la laine.....  |  |                                |                         |                                       | 182   |                              |  |
| Man-made fibre, yarn and cloth mills - Fabrication de fibres, filés et tissus artificiels et synthétiques.....    |  |                                |                         |                                       | 183   |                              |  |
| Cordage and twine industry - Corderie et ficellerie (fabrication).....  |  |                                |                         |                                       | 184   |                              |  |
| Fibre processing mills - Usines de traitement de fibres.....  |  |                                |                         |                                       | 1851  |                              |  |
| Pressed and punched felt mills - Fabriques de feutre pressé et aéré.....  |  |                                |                         |                                       | 1852  |                              |  |
| Carpet, mat and rug industry - Industrie des tapis, des carpettes et de la moquette.....                          |  |                                | 186                     |                                       |   |                              |  |
| Cotton and jute bags manufacturers - Fabricants de sacs de coton et de jute.....                                  |  |                                |                         |                                       | 1871  |                              |  |
| Canvas products manufacturers - Fabricants d'articles en grosse toile.....  |  |                                | 1872                    |                                       |   |                              |  |
| Automobile fabric accessories industry - Industrie des accessoires en tissu pour l'automobile.....                |  |                                |                         |                                       | 188   |                              | 188  |
| Thread mills - Fabriques de fil.....  |  |                                |                         |                                       | 1891  |                              |  |
| Narrow fabric mills - Rubanerie (fabrication).....  |  |                                |                         |                                       | 1892  |                              |  |

See footnote(s) at end of table. - voir renvoi(s) à la fin du tableau.

TABLE 8. Industries classified by Economic Use Groups - Continued  
 TABLEAU 8. Industries classées selon les groupes économiques d'utilisation - suite

| Standard Industrial Classification (1970)<br>Classification type des industries (1970)                                      | Economic use groups<br>Groupes économiques d'utilisation         |  |  |  |  |  | Supplementary classification automotive products(1)<br>Classification complémentaire, produits de l'automobile(1) |
|---|--|--|--|--|--|--|---|
|   | Non-durable consumer goods<br>Biens de consommation non durables | Durable consumer goods<br>Biens de consommation durables | Machinery and equipment<br>Machine et matériel | Construction materials and components<br>Matériaux et éléments de construction | Other intermediate goods and supplies<br>Autres produits et fournitures intermédiaires | Export-based<br>Orientées vers l'exportation |   |
|   | industry number - numéro de l'industrie                          |  |  |  |  |  |   |
| <b>5 - TEXTILE INDUSTRIES - Concluded - INDUSTRIE TEXTILE - fin</b>   |  |  |  |  |  |  |   |
| Embroidery, pleating and hemstitching manufacturers - Fabricants de broderies, plissage et ourlets à jour.....              |  |  |  |  |  | 1893   |   |
| Textile dyeing and finishing plants - Usines de teinture et de finissage de textile.....                                    |  |  |  |  |  | 1894   |   |
| Miscellaneous textile industries, n.e.s. - Industries textiles diverses, n.c.a....  | 1899   |  |  |  |  |  |   |
| <b>6 - KNITTING MILLS - BONNETERIE</b>  |  |  |  |  |  |  |   |
| Hosiery mills - Industrie des bas et chaussettes.....   | 231  |  |  |  |  |  |   |
| Knitting mills (except hosiery mills) - Bonneterie (sauf fabrication des bas et chaussettes).....                           | 239  |  |  |  |  |  |   |
| <b>7 - CLOTHING INDUSTRIES - INDUSTRIE DE L'HABILLEMENT</b>   |  |  |  |  |  |  |   |
| Men's clothing factories - Usines de confection de vêtements pour hommes.....   | 2431   |  |  |  |  |  |   |
| Men's clothing contractors - Confectionneurs à forfait de vêtements pour hommes.....  | 2432   |  |  |  |  |  |   |
| Women's clothing factories - Usines de confection de vêtements pour dames.....  | 2441   |  |  |  |  |  |   |
| Women's clothing contractors - Confectionneurs à forfait de vêtements pour dames.....                                       | 2442   |  |  |  |  |  |   |
| Children's clothing industry - Industrie des vêtements pour enfants.....  | 245  |  |  |  |  |  |   |
| Fur goods industry - Industrie des articles en fourrure.....  | 246  |  |  |  |  |  |   |
| Foundation garment industry - Industrie des corsets et soutiens-gorge.....  | 248  |  |  |  |  |  |   |
| Fabric glove manufacturers - Fabricants de gants en tissu.....  | 249a   |  |  |  |  |  |   |
| Hat and cap industry - Industrie des chapeaux et casquettes.....  | 249b   |  |  |  |  |  |   |
| Miscellaneous clothing industries, n.e.s. - Industries diverses du vêtement, n.c.a.....                                     | 2499   |  |  |  |  |  |   |
| <b>8 - WOOD INDUSTRIES - INDUSTRIE DU BOIS</b>  |  |  |  |  |  |  |   |
| Shingle mills - Usines de bardeaux.....   |  |  |  |  |  |  | 2511  |
| Sawmills, and planing mills (except shingle mills) - Scieries et ateliers de rabotage.....                                  |  |  |  |  |  |  | 2513  |
| Veneer and plywood mills - Fabriques de placages et contreplaqués.....  |  |  |  | 252  |  |  |   |
| Sash door and other millwork plants n.e.s. - Industrie des portes, chassis et autres bois ouvrés, n.c.a.....                |  |  |  | 2541   |  |  |   |
| Hardwood flooring plants - Fabrication de parquets en bois dur.....   |  |  |  | 2542   |  |  |   |
| Manufacturers of pre-fabricated buildings (wood frame construction) - Préfabrication de bâtiments (charpentes en bois)..... |  |  |  | 2543   |  |  |   |
| Wooden box factories - Fabriques de boîtes en bois.....   |  |  |  |  | 256  |  |   |
| Coffin and casket industry - Industrie des cercueils.....   | 258  |  |  |  |  |  |   |
| Wood preservation industry - Traitement protecteur du bois.....   |  |  |  |  | 2591   |  |   |
| Wood handles and turning industry - Fabrication de manches en bois et tournage sur bois.....                                |  |  |  |  | 2592   |  |   |
| Manufacturers of particle board - Fabricants de panneaux agglomérés.....  |  |  |  | 2593   |  |  |   |
| Miscellaneous wood industries n.e.s. - Industries diverses du bois, n.c.a.....  |  |  |  |  | 2599   |  |   |
| <b>9 - FURNITURE AND FIXTURE INDUSTRIES - INDUSTRIE DU MEUBLE ET DES ARTICLES D'AMEUBLEMENT</b>                             |  |  |  |  |  |  |   |
| Furniture re-upholstery and repair shops - Réfection de rembourrage et réparation de meubles.....                           | 2611   |  |  |  |  |  |   |
| Household furniture manufacturers, n.e.s. - Industrie des meubles de maison, n.c.a.....                                     | 2619   |  |  |  |  |  |   |
| Office furniture manufacturers - Industrie des meubles de bureau.....   |  |  | 264  |  |  |  |   |
| Miscellaneous furniture and fixtures manufacturers - Industrie des articles d'ameublement divers.....                       |  |  | 266  |  |  |  |   |
| Electric lamp and shade manufacturers - Industrie des lampes électriques et des abat-jour.....                              | 268  |  |  |  |  |  |   |
| <b>10 - PAPER AND ALLIED INDUSTRIES - INDUSTRIE DU PAPIER ET ACTIVITÉS ANNEXES</b>  |  |  |  |  |  |  |   |
| Pulp and paper mills - Usines de pâtes et papiers.....  |  |  |  |  |  |  | 271   |
| Asphalt roofing manufacturers - Fabricants de papier de couverture asphalté.....  |  |  |  | 272  |  |  |   |
| Folding carton and set-up box manufacturers - Fabricants de cartons pliés et de boîtes montées.....                         |  |  |  |  | 2731   |  |   |
| Corrugated box manufacturers - Fabricants de boîtes en carton ondulé.....   |  |  |  |  | 2732   |  |   |
| Paper and plastic bag manufacturers - Fabricants de sacs en papier et en plastique.....                                     |  |  |  |  | 2733   |  |   |
| Miscellaneous paper converters - Transformations diverses du papier.....  |  |  |  |  | 274  |  |   |

See footnote(s) at end of table. - Voir renvoi(s) à la fin du tableau.



TABLE 8. Industries classified by Economic Use Groups - Continued  
 TABLEAU 8. Industries classées selon les groupes économiques d'utilisation - suite

| Standard Industrial Classification (1970)<br>Classification type des industries (1970)  | Economic use groups<br>Groupes économiques d'utilisation         |  |  |  |  | Export-based<br>Orientées vers l'exportation | Supplementary classification, automotive products(1)<br>Classification complémentaire, produits de l'automobile(1) |
|---|--|--|--|--|--|--|--|
|   | Non-durable consumer goods<br>Biens de consommation non durables | Durable consumer goods<br>Biens de consommation durables | Machinery and equipment<br>Machine et matériel | Construction materials and components<br>Matériaux et éléments de construction | Other intermediate goods and supplies<br>Autres produits et fournitures intermédiaires |  |  |
| industry number - numéro de l'industrie   |  |  |  |  |  |  |  |
| <b>11 - PRINTING, PUBLISHING AND ALLIED INDUSTRIES - IMPRIMERIE, ÉDITION ET ACTIVITÉS ANNEXES</b>   |  |  |  |  |  |  |  |
| Commercial printing - Imprimerie commerciale.....   |  |  |  |  |  |  | 286  |
| Platemaking, typesetting and trade bindery industry - Industrie du clichage, de la composition et de la reliure commerciale.....  |  |  |  |  |  |  | 287  |
| Publishing only - Édition seulement.....  | 288  |  |  |  |  |  |  |
| Printing and publishing - Édition et impression.....  | 289  |  |  |  |  |  |  |
| <b>12 - PRIMARY METAL INDUSTRIES - PREMIÈRE TRANSFORMATION DES MÉTAUX</b>   |  |  |  |  |  |  |  |
| Iron and steel mills - Sidérurgie.....  |  |  |  |  |  |  | 291  |
| Steel pipe and tube mills - Fabriques de tubes et tuyaux d'acier.....   |  |  |  | 292  |  |  |  |
| Iron foundries - Fonderies de fer.....  |  |  |  |  |  |  | 294  |
| Smelting and refining - Fonte et affinage.....  |  |  |  |  |  | 295  |  |
| Aluminum rolling, casting and extruding - Laminage, moulage et extrusion de l'aluminium.....  |  |  |  |  |  |  | 296  |
| Copper and copper alloy rolling, casting and extruding - Laminage, moulage et extrusion du cuivre et de ses alliages.....   |  |  |  |  |  |  | 297  |
| Metal rolling, casting and extruding, n.e.s. - Laminage, moulage et extrusion des métaux, n.e.s.....  |  |  |  |  |  |  | 298  |
| <b>13 - METAL FABRICATING INDUSTRIES (EXCEPT MACHINERY AND TRANSPORTATION EQUIPMENT INDUSTRIES) - FABRICATION DE PRODUITS EN MÉTAL (SAUF MACHINES ET ÉQUIPEMENT DE TRANSPORT)</b> |  |  |  |  |  |  |  |
| Boiler and plate works - Industrie des chaudières et des plaques.....   |  |  |  |  |  |  | 301  |
| Fabricated structural metal industry - Fabrication d'éléments de charpente métallique.....  |  |  |  |  |  |  | 302  |
| Metal door and window manufacturers - Fabricants de portes et fenêtres métalliques.....   |  |  |  |  |  |  | 3031   |
| Ornamental and architectural metal industry n.e.s. - Fabrication de produits métalliques d'architecture et d'ornement, n.e.s.....   |  |  |  |  |  |  | 3039   |
| Metal coating industry - Industrie du revêtement des métaux.....  |  |  |  |  |  |  | 3041   |
| Metal stamping and pressing industry - Industrie de l'emboutissage et du matricage des métaux.....  |  |  |  |  |  |  | 3042   |
| Wire and wire products manufacturers - Industrie du fil métallique et de ses produits.....  |  |  |  |  |  |  | 305  |
| Hardware, tool and cutlery manufacturers - Fabricants de quincaillerie, d'outillage et de coutellerie.....  |  |  |  |  |  |  | 306  |
| Heating equipment manufacturers - Fabricants d'appareils de chauffage.....  |  |  |  | 307  |  |  |  |
| Machine shops - Ateliers d'usinage.....   |  |  |  |  |  |  | 308  |
| Miscellaneous metal fabricating industries - Fabrication de produits métalliques divers.....  |  |  |  |  |  |  | 309  |
| <b>14 - MACHINERY INDUSTRIES (EXCEPT ELECTRICAL MACHINERY) - FABRICATION DE MACHINES (SAUF ÉLECTRIQUES)</b>   |  |  |  |  |  |  |  |
| Agriculture implement industry - Fabricants d'instruments aratoires.....  |  |  |  |  |  |  | 311  |
| Miscellaneous machinery and equipment manufacturers - Fabricants de machines et d'équipement divers.....  |  |  | 315  |  |  |  |  |
| Commercial refrigeration and air conditioning equipment manufacturers - Fabricants d'équipement commercial de réfrigération et de climatisation.....                              |  |  |  | 316  |  |  |  |
| Office and store machinery manufacturers - Fabricants de machines pour le bureau et le commerce.....  |  |  | 318  |  |  |  |  |

See footnote(s) at end of table. - Voir renvoi(s) à la fin du tableau.

TABLE 8. Industries classified by Economic Use Groups - Continued  
 TABLEAU 8. Industries classées selon les groupes économiques d'utilisation - suite

| Standard Industrial Classification (1970)<br>Classification type des industries (1970)   | Economic use groups<br>Groupes économiques d'utilisation         |  |  |  |  | Supplementary classification automotive products(1)<br>Classification complémentaire, produits de l'automobile(1) |  |
|--|--|--|--|--|--|---|--|
|  | Non-durable consumer goods<br>Biens de consommation non durables | Durable consumer goods<br>Biens de consommation durables | Machinery and equipment<br>Machine et matériel | Construction materials and components<br>Matériaux et éléments de construction | Other intermediate goods and supplies<br>Autres produits et fournitures intermédiaires |   | Export-based<br>Orientées vers l'exportation |
|  |  |  |  |  |  |   |  |
| industry number - numéro de l'industrie  |  |  |  |  |  |   |  |
| <b>15 - TRANSPORTATION EQUIPMENT INDUSTRIES - INDUSTRIE DU MATÉRIEL DE TRANSPORT</b>   |  |  |  |  |  |   |  |
| Aircraft and aircraft parts manufacturers - Fabricants d'aéronefs et de pièces.....  |  |  | 321  |  |  |   |  |
| Motor vehicle manufacturers - Fabricants de véhicules automobiles.....   |  |  |  |  | 323  | 323   |  |
| Truck body manufacturers - Fabricants de carrosseries de camions.....  |  |  | 3241   |  |  | 3241  |  |
| Non-commercial trailer manufacturers - Fabricants de remorques à usage non commercial.....   |  | 3242   |  |  |  |   |  |
| Commercial trailer manufacturers - Fabricants de remorques à usage commercial.....   |  |  | 3243   |  |  | 3243  |  |
| Motor vehicle parts and accessories manufacturers - Fabricants de pièces et accessoires d'automobiles.....                         |  |  |  |  | 325  | 325   |  |
| Railroad rolling stock industry - Fabricants de matériel ferroviaire roulant.....  |  |  | 326  |  |  |   |  |
| Shipbuilding and repair - Construction et réparation de navires.....   |  |  | 327  |  |  |   |  |
| Boat building and repair - Construction et réparation d'embarcations.....  |  | 328  |  |  |  |   |  |
| Miscellaneous vehicle manufacturers - Fabricants de véhicules divers.....  |  | 329  |  |  |  |   |  |
| <b>16 - ELECTRICAL PRODUCTS INDUSTRIES - FABRICATION DE PRODUITS ÉLECTRIQUES</b>   |  |  |  |  |  |   |  |
| Manufacturers of small electrical appliances - Fabricants de petits appareils électriques.....                                     |  | 331  |  |  |  |   |  |
| Manufacturers of major appliances (electric and non-electric) - Fabricants de gros appareils (électriques ou non).....             |  | 332  |  |  |  |   |  |
| Manufacturers of lighting fixtures - Fabricants d'appareils d'éclairage.....   |  |  |  | 333  |  |   |  |
| Manufacturers of household radio and television receivers - Fabricants de radiorécepteurs et de téléviseurs ménagers.....          |  | 334  |  |  |  |   |  |
| Communications equipment manufacturers - Fabricants d'équipement de télécommunication.....   |  |  | 335  |  |  |   |  |
| Manufacturers of electrical industrial equipment - Fabricants d'équipement électrique industriel.....                              |  |  | 336  |  |  |   |  |
| Manufacturers of electric wire and cable - Fabricants de fils et de câbles électriques.....  |  |  |  |  | 338  |   |  |
| Battery manufacturers - Fabricants d'accumulateurs.....  |  | 3391   |  |  |  | 3391  |  |
| Manufacturers of miscellaneous electrical products n.e.s. - Fabricants de produits électriques divers, n.c.a.....                  |  |  |  |  |  | 3399  |  |
| <b>17 - NON-METALLIC MINERAL PRODUCTS INDUSTRIES - FABRICATION DE PRODUITS MINÉRAUX NON MÉTALLIQUES</b>                            |  |  |  |  |  |   |  |
| Clay products manufacturers (from domestic clays) - Fabricants de produits en argile (de provenance canadienne).....               |  |  | 3511   |  |  |   |  |
| Clay products manufacturers (from imported clays) - Fabricants de produits en argile (importée).....                               |  |  | 3512   |  |  |   |  |
| Cement manufacturers - Fabricants de ciment.....   |  |  | 352  |  |  |   |  |
| Stone products manufacturers - Fabricants de produits en pierre.....   |  |  | 353  |  |  |   |  |
| Concrete pipe manufacturers - Fabricants de tuyaux en béton.....   |  |  | 3541   |  |  |   |  |
| Manufacturers of structural concrete products - Fabricants d'éléments de structure en béton.....                                   |  |  | 3542   |  |  |   |  |
| Concrete products manufacturers n.e.s. - Fabricants de produits en béton (n.c.a.).....   |  |  | 3549   |  |  |   |  |
| Ready-mix concrete manufacturers - Fabricants de béton préparé.....  |  |  | 355  |  |  |   |  |
| Glass manufacturers - Fabricants de verre.....   |  |  |  | 3561   |  |   |  |
| Glass products manufacturers - Fabricants d'articles en verre.....   |  |  |  | 3562   |  |   |  |
| Abrasives manufacturers - Fabricants d'abrasifs.....   |  |  |  |  | 357  |   |  |
| Lime manufacturers - Fabricants de chaux.....  |  |  |  | 358  |  |   |  |
| Refractories manufacturers - Fabricants de produits réfractaires.....  |  |  |  | 3591   |  |   |  |
| Miscellaneous non-metallic mineral products industries n.e.s. - Industries des produits minéraux non métallique divers, n.c.a..... |  |  |  |  |  | 3599  |  |

See footnote(s) at end of table. - Voir renvoi(s) à la fin du tableau.

TABLE 8. Industries classified by Economic Use Groups – Concluded  
 TABLEAU 8. Industries classées selon les groupes économiques d'utilisation – fin

| Standard Industrial Classification (1970)<br>Classification type des industries (1970)   | Economic use groups<br>Groupes économiques d'utilisation |                                |                         |                                       |   |                              | Supplementary classification, automotive products(1)<br>—<br>Classification complémentaire, produits de l'automobile(1) |
|--|--|--------------------------------|-------------------------|---------------------------------------|---|------------------------------|---|
|  | Non-durable consumer goods                               | Durable consumer goods         | Machinery and equipment | Construction materials and components | Other intermediate goods and supplies         | Export-based                 |   |
|  | Biens de consommation non durables                       | Biens de consommation durables | Machine et matériel     | Matériaux et éléments de construction | Autres produits et fournitures intermédiaires | Orientées vers l'exportation |   |
| industry number – numéro de l'industrie  |  |                                |                         |                                       |   |                              |   |
| <b>18 – PETROLEUM AND COAL PRODUCTS INDUSTRIES – FABRICATION DE PRODUITS DU PÉTROLE ET DU CHARBON</b>                              |  |                                |                         |                                       |   |                              |   |
| Petroleum refining – Raffinage de pétrole .....  | 3651   |                                |                         |                                       |   |                              | 3651  |
| Manufacturers of lubricating oils and greases – Fabrication d'huiles et graisses lubrifiantes.....                                 |  |                                |                         |                                       | 3652  |                              | 3652  |
| Miscellaneous petroleum and coal products industries – Fabricants de dérivés divers du pétrole et du charbon.....                  |  |                                |                         | 369                                   |   |                              |   |
| <b>19 – CHEMICAL AND CHEMICAL PRODUCTS INDUSTRIES – INDUSTRIE CHIMIQUE</b>   |  |                                |                         |                                       |   |                              |   |
| Manufacturers of mixed fertilizers – Fabricants d'engrais composés.....  |  |                                |                         |                                       | 372   |                              |   |
| Manufacturers of plastics and synthetic resins – Fabricants de matières plastiques et de résines synthétiques.....                 |  |                                |                         |                                       | 373   |                              |   |
| Manufacturers of pharmaceuticals and medicines – Fabricants de produits pharmaceutiques et de médicaments.....                     | 374  |                                |                         |                                       |   |                              |   |
| Paint and varnish manufacturers – Fabricants de peintures et vernis.....   |  |                                |                         | 375                                   |   |                              |   |
| Manufacturers of soap and cleaning compounds – Fabricants de savon et de produits de nettoyage.....                                | 376  |                                |                         |                                       |   |                              |   |
| Manufacturers of toilet preparations – Fabricants de produits de toilette.....   | 377  |                                |                         |                                       |   |                              |   |
| Manufacturers of pigments and dry colors – Fabricants de pigments et de colorants secs.....  |  |                                |                         |                                       | 3781  |                              |   |
| Manufacturers of industrial chemicals (inorganic) n.e.s. – Fabricants de produits chimiques (inorganiques) industriels, n.e.s..... |  |                                |                         |                                       | 3782  |                              |   |
| Manufacturers of industrial chemicals (organic) n.e.s. – Fabricants de produits chimiques (organiques) industriels, n.e.s.....     |  |                                |                         |                                       | 3783  |                              |   |
| Manufacturers of printing inks – Fabricants d'encre d'imprimerie.....  |  |                                |                         |                                       | 3791  |                              |   |
| Miscellaneous chemical industries, n.e.s. – Fabricants de produits chimiques divers, n.e.s.....                                    |  |                                |                         |                                       | 3799  |                              |   |
| <b>20 – MISCELLANEOUS MANUFACTURING INDUSTRIES – INDUSTRIES MANUFACTURIÈRES DIVERSES</b>   |  |                                |                         |                                       |   |                              |   |
| Instrument and related products manufacturers – Fabricants d'instruments et produits similaires.....                               |  |                                | 3911                    |                                       |   |                              |   |
| Clock and watch manufacturers – Fabricants de montres et horloges.....   |  | 3912                           |                         |                                       |   |                              |   |
| Orthopaedic and surgical appliance manufacturers – Fabricants d'appareils orthopédiques et chirurgicaux.....                       |  | 3913                           |                         |                                       |   |                              |   |
| Ophthalmic goods manufacturers – Fabricants d'articles optiques.....   |  | 3914                           |                         |                                       |   |                              |   |
| Dental laboratories – Ateliers de mécanicien-dentiste.....   |  | 3915                           |                         |                                       |   |                              |   |
| Jewellery and silverware industry – Fabrication de bijouterie et d'orfèvrerie.....   |  | 392                            |                         |                                       |   |                              |   |
| Sporting goods manufacturers – Fabricants d'articles de sport.....   |  | 3931                           |                         |                                       |   |                              |   |
| Toys and games manufacturers – Fabricants des jouets et jeux.....  |  | 3932                           |                         |                                       |   |                              |   |
| Signs and displays industry – Fabrication d'enseignes et étalages.....   |  |                                |                         | 397                                   |   |                              |   |
| Broom, brush and mop manufacturers – Fabricants de balais, de broasses et de balais à franges.....                                 | 3991   |                                |                         |                                       |   |                              |   |
| Button, buckle and fastener manufacturers – Fabricants de boutons, de boucles et d'agrafes.....                                    |  |                                |                         |                                       | 3992  |                              |   |
| Floor tile, linoleum and coated fabrics manufacturers – Fabricants de carreaux, de dalles, de linoléum et de tissus enduits.....   |  |                                |                         |                                       | 3993  |                              |   |
| Sound recording and musical instrument manufacturers – Enregistrement du son et fabrication d'instruments de musique.....          |  | 3994                           |                         |                                       |   |                              |   |
| Stamp and stencil (rubber & metal) manufacturers – Fabricants de tampons et de pochoirs (en caoutchouc ou en métal).....           |  |                                |                         |                                       | 3995  |                              |   |
| Pen and pencil manufacturers – Fabricants de stylos et de crayons.....   | 3996   |                                |                         |                                       |   |                              |   |
| Typewriter supplies manufacturers – Fabricants de fournitures pour la dactylographie.....  |  |                                |                         |                                       | 3997  |                              |   |
| Fur dressing and dyeing – Apprêtage et teinture de fourrure.....   |  |                                |                         |                                       | 3998  |                              |   |
| Other miscellaneous manufacturing industries – Autres industries manufacturières diverses.....                                     |  |                                |                         |                                       | 3999  |                              |   |

(1) These industries are also included in the appropriate economic use group. – Les industries sont aussi comprises dans leur groupe économique d'utilisation.



## CONCEPTS AND METHODS

Inventories, shipments and orders values in this publication are monthly projections of annual census of manufactures values based on returns from a stratified, systematic sample of manufacturing establishments. The data in the April 1976 publication are the first to be adjusted to the 1973 census. Values for years prior to and including 1973 have been benchmarked to the relevant census and the aggregate of monthly shipments in those years should correspond with published census values. Because the monthly estimates subsequent to 1973 are projections these totals are subject to adjustment when more recent census data become available. Inventory estimates for December, published here, differ from year-end census values to the extent that census totals include individual establishment reports for fiscal years that may end on dates other than December 31. In addition, some components of inventory are included in the monthly survey's benchmark value that may not be included in census inventories. Unfilled orders are published for industries where maintenance of a continuing record of the value of an establishment's backlog is a normal part of the accounting procedure.

The population is divided into groups of large, medium and small establishments according to the total value of shipments reported for the census year. Monthly values are sought for all large establishments and a sample is chosen separately for each of the other two groups. Sample unit values are weighted according to the inverse of their probability of selection. This sample is revised annually in accordance with the census base. To facilitate timely response from company accounting departments, combination reports are accepted from companies with more than one establishment. Estimates of current values are accepted from establishments where the inventory and unfilled orders levels are not measured at the end of each accounting period. There are about 10,000 establishments in the reporting panel.

Isolation of component values of inventory by level of fabrication in each industry, where possible, is important for economic studies as well as for derivation of production values. To facilitate this, respondents are asked to report their book values of raw materials, work in process, finished products and progress payments separately. The inventory levels are calculated on a Canada-wide basis, not by province.

Both inventory held and inventory owned are published. The difference, inventory held but not owned, is the value of progress payments received by manufacturers for partially completed items such as aircraft, ships or structures using fabricated steel. As work proceeds on such items, total inventory values increase until the time of delivery. By deducting the balance or progress payments on manufacturers' books from total inventory, the value of manufacturer's investment in inventory is derived. At the same time, by reflecting the receipt of progress payments in shipments each month, it is possible to reduce the distortion in the affected series that would be caused when

## CONCEPTS ET MÉTHODES

Les chiffres sur les stocks, les livraisons et les commandes qui figurent dans cette publication sont des projections mensuelles des résultats du recensement annuel des manufactures établies à partir des déclarations d'un échantillon stratifié et systématique d'établissements manufacturiers. Les données que contient la publication d'avril 1976 sont les premières qui soient ajustées en fonction du recensement de 1973. Les chiffres pour les années jusqu'à 1973 inclusivement ont été raccordés aux recensements en cause et la somme des livraisons mensuelles de ces années doit être égale aux résultats de recensements qui ont été publiés. Comme les estimations mensuelles postérieures à 1973 sont des projections, elles pourront être rectifiées lorsqu'on disposera des données de recensement plus récentes. Les estimations sur les stocks publiées dans ce bulletin sont celles de décembre; elles diffèrent donc des chiffres du recensement se rapportant à la fin de l'année dans la mesure où les totaux du recensement comprennent les déclarations de certains établissements pour des années financières qui peuvent prendre fin à d'autres dates qu'au 31 décembre. En outre, certains éléments des stocks compris dans la valeur-repère de l'enquête mensuelle peuvent ne pas être compris dans les stocks du recensement. Les commandes en carnet sont publiées pour les industries où la comptabilité normale prévoit de consigner la valeur des commandes en souffrance des établissements d'une manière suivie.

La population se divise en trois groupes d'établissements (grands, moyens et petits) suivant la valeur totale des livraisons déclarées pour l'année de recensement. On demande des déclarations mensuelles à tous les grands établissements et on tire un échantillon séparé pour chacun des deux autres groupes. Les valeurs de l'échantillon sont pondérées en relation inverse de la probabilité qu'elles soient choisies. Cet échantillon est révisé annuellement suivant les résultats du recensement. Dans le but d'aider les services de comptabilité des sociétés à envoyer leurs déclarations à temps, Statistique Canada accepte une déclaration globale pour les sociétés ayant plus d'un établissement et une estimation des chiffres sourants pour les établissements dont les stocks et les commandes en carnet ne sont pas recensés à la fin de chaque exercice comptable. On compte environ 10,000 établissements qui produisent des déclarations.

Il est important d'isoler les chiffres des éléments des stocks selon le stade de fabrication dans chaque industrie, lorsque c'est possible, afin de faire des études économiques et des extrapolations des chiffres de production. À cet effet, on demande aux enquêtés de déclarer séparément la valeur comptable de leur matières, de leurs produits en cours, de leurs produits finis et de leurs acomptes à valoir. Les niveaux des stocks sont calculés pour l'ensemble du Canada et non au niveau provincial.

On publie la valeur des stocks détenus et des stocks possédés. La différence entre les deux donne la valeur des acomptes versés par les fabricants sur des produits dont la fabrication n'est qu'en partie achevée comme les avions, les bateaux ou des constructions qui utilisent des semi-produits en acier. À mesure que la fabrication de ces produits avance, la valeur globale des stocks augmente jusqu'au moment de la livraison. En déduisant le solde des acomptes comptabilisés par les fabricants de l'ensemble des stocks, on obtient la somme investie dans les stocks par les fabricants. De même, en tenant compte des acomptes à valoir dans les livraisons mensuelles, on peut réduire la distorsion qui surviendrait dans les séries en

responding companies finally treat such items of relatively high value as completed sales.

Most establishments that maintain order books strike a value of unfilled orders at the end of each accounting period. The survey seeks this value which is defined as orders received but not shipped or treated as a sale whether or not work has been done on them or they can be filled from existing stocks. No estimate of this value is made for those industries where orders are customarily filled as received from stocks on hand and orders books are, therefore, not generally maintained.

New orders, a series of considerable economic interest, is a residual value derived from shipments and unfilled orders. All shipments within any month result from an order received either during that month or at some earlier time. Because unfilled orders are measured, the net orders are the total shipments within any month plus the change in the total of unfilled orders from the end of the previous month to the end of the month under review.

Because a constant sample is used between census revision, values must be imputed for each establishment if no response has been received by compilation time. This is largely done by mechanical methods which take into account the activity of similar establishments from which reports have been received. Calculation of revised estimates for the immediately prior month in conjunction with preliminary estimates for the immediately prior month in conjunction with preliminary estimates from the current month permits use of values reported too late for the first compilation. When respondents report values for periods earlier than that of the revised current estimates, the responses are used to correct the trends when the series are updated to new census benchmarks.

Definitions, classifications and groupings are taken from the census of manufactures.

The January, 1973 issue of this publication contains a more detailed description of the concepts and survey methods from these series.

### Historical Series

Major series published in this issue are stored in CANSIM, the computerized time series data bank of Statistics Canada. All or any part of these series may be purchased on magnetic tape or as computer print-outs. For further information direct inquiries to:

General time Series Staff,  
Statistics Canada,  
Ottawa, Ontario, K1A 0Z8

cause au moment où les sociétés observées considèrent en fin de compte des produits d'une valeur relativement grande comme des ventes achevées.

La plupart des établissements qui tiennent des carnets de commandes établissent la valeur des commandes en carnet à la fin de chaque exercice comptable. Lors de l'enquête, nous demandons cette valeur, qui est considérée comme commandes reçues mais non encore expédiées, que des travaux aient été effectués ou non à leur égard, lorsque la commande peut être honorée à partir des stocks existants. Cette valeur n'est pas estimée dans le cas des entreprises qui exécutent habituellement les commandes dès réceptions, à partir de leurs stocks et qui par conséquent ne tiennent pas de carnet de commande.

Les séries sur les nouvelles commandes, qui présentent beaucoup d'intérêt du point de vue économique, donnent la valeur résiduelle établie à partir des livraisons et des commandes en carnet. Toutes les livraisons effectuées au cours d'un mois donné résultent d'une commande reçue soit pendant ce mois, soit avant. Tant donné qu'on évalue les commandes en carnet, les nouvelles commandes représentent le total des livraisons au cours d'un mois donné plus la différence entre le total des commandes en carnet à la fin du mois précédent et le total des commandes en carnet à la fin du mois observé.

Étant donné qu'un échantillon constant est utilisé entre les révisions censitaires, il faut imputer des données pour chaque établissement lorsqu'on n'a pas les déclarations au moment de l'exploitation des données. L'imputation des données se fait surtout par des moyens mécaniques qui tiennent compte de l'activité d'établissements semblables qui ont fait parvenir des déclarations. Le calcul des estimations révisées pour le mois précédent et des estimations préliminaires pour le mois observé permet d'utiliser les données déclarées trop tard pour la première compilation. Lorsque les répondants déclarent les chiffres correspondants aux périodes antérieures à celle des estimations révisées actuelles, les réponses servent à corriger les tendances lorsque les séries sont mises à jour d'après les nouvelles données repère du recensement.

Les définitions, les classifications et les groupes sont ceux du recensement des manufactures.

Le numéro de janvier 1973 de cette publication contient une description plus détaillée des concepts et des méthodes d'enquête de cette série.

### Series chronologiques

Les séries importantes publiées dans cette livraison sont stockées dans le CANSIM, banque électronique de données sur les séries chronologiques de Statistique Canada. On peut acheter toutes ces séries ou une partie d'entre elles sur bandes magnétiques ou sous forme d'états mécanographiques. Pour tout renseignement complémentaire, s'adresser au:

Service des séries chronologiques générales  
Statistique Canada  
Ottawa (Ontario) K1A 0Z8



### Seasonal Adjustment

The seasonal adjustment method applied to the series is a computerized ratio-to-moving average method in use at Statistics Canada. It is the standard computer program to apply the X-11 version of the U.S. Bureau of the Census Method II.

Some series containing no significant seasonality or very high irregularity have not been seasonally adjusted. In these cases, unadjusted values are repeated in the tables of seasonally adjusted data. Series affected are shipments of tobacco products; goods in process of knitting mills; inventory held but not owned of the transportation equipment industries and the electrical products industries and raw materials of the petroleum and coal products industries.

### Months for Cyclical Dominance

The MCD or months for cyclical dominance values at the head of each column of seasonally adjusted values indicates the smallest span of months for which the average change in the cyclical factor is greater than that for the irregular factor. For the smoothest series the MCD is one, for the most erratic series it is six. Application of a moving average of the period of the MCD will tend to smooth irregular movements that may obscure the underlying trend-cycle.

### Désaisonnalisation

On désaisonnalise des séries en calculant par ordinateur le rapport à la moyenne mobile, suivant les méthodes utilisées à Statistique Canada. Il s'agit en l'occurrence du programme normalisé qui sert à appliquer les versions X-11 de la méthode II du *U.S. Bureau of the Census*.

Pour quelques séries particulières, il n'y a pas de saisonnalité d'importance, ou il y a trop d'irrégularité. Ces séries n'ont pas été désaisonnalisées. Pour ces cas, les valeurs, sans désaisonnalisation ont été répétées dans les tableaux des séries désaisonnalisées. Les séries en question sont: les livraisons de l'industrie du tabac; les produits en cours de la bonneterie; les stocks détenus mais non possédés de l'industrie du matériel de transport et de l'industrie des appareils et du matériel électriques; et les matières premières de l'industrie du pétrole et du charbon et leurs dérivés.

### Mois de dominance cyclique

Les valeurs de M.D.C. (mois de dominance cyclique) en tête de chaque colonne de valeurs désaisonnalisées indiquent le plus petit nombre de mois pour lequel la variation moyenne du facteur cyclique est plus grande que celle du facteur d'irrégularité. Le M.D.C. est de un pour les séries les plus régulières et de six pour les plus fluctuantes. L'application d'une moyenne mobile de la période des M.D.C. aidera à lisser les mouvements irréguliers qui pourraient masquer la tendance cyclique implicite.



## FOOTNOTES

Table 1

- (1) Prince Edward Island, Yukon and North-West Territories are not published separately. They are included in the total for Canada.

Table 3

- (1) The value of Unfilled Orders and therefore, of New Orders for industries in major groups – 1, 2, 6, 8, 9, 10, 17, 18 and 19 is small and sample coverage is not adequate to provide separate estimates for them.
- (2) The value of inventory held but not owned in this group is very small, and sample coverage is not adequate to provide separate data. Estimates for this type of inventory are included with Total Inventory Held; for all practical purposes this can be considered the equivalent of Inventory Owned.

**Note:** Figures may not add due to rounding.

Table 4

- (1) The value of inventory held but not owned in this group is very small, and sample coverage is not adequate to provide separate data. Estimates for this type of inventory are included with total inventory held; for all practical purposes this can be considered the equivalent of inventory owned.

**Note:** Figures may not add due to rounding.

## RENOIS

Tableau 1

- (1) L'Île-du-Prince Édouard, le Yukon et les Territoires du Nord-Ouest ne sont pas publiés séparément; ils sont inclus dans le total pour le Canada.

Tableau 3

- (1) Pour ce qui est des industries comprises dans les groupes 1, 2, 6, 8, 9, 10, 17, 18 et 19, la valeur des commandes en carnet et, par conséquent, celle des nouvelles commandes est faible. La portée restreinte de l'échantillon ne permet pas de faire des estimations distinctes dans ces deux cas.
- (2) La valeur des stocks détenus mais non possédés de ce groupe est très faible et la portée restreinte de l'échantillon ne permet pas de fournir des données distinctes. Les estimations visant ce genre de stocks sont comprises dans l'ensemble des stocks détenus; en pratique, on peut considérer ce poste comme l'équivalent des stocks possédés.


**Nota:** Les chiffres ne totalisent peut-être pas en raison de l'arrondissement.

Tableau 4

- (1) La valeur des stocks détenus mais non possédés de ce groupe est très faible et la portée restreinte de l'échantillon ne permet pas de fournir des données distinctes. Les estimations visant ce genre de stocks sont comprises dans l'ensemble des stocks détenus; en pratique, on peut considérer ce poste comme l'équivalent des stocks possédés.

**Nota:** Les chiffres ne totaliseront peut-être pas en raison de l'arrondissement.







STATISTICS CANADA LIBRARY  
BIBLIOTHÈQUE STATISTIQUE CANADA



1010692005