

3

# Inventories shipments and orders in manufacturing industries

November 1982



# Stocks, livraisons et commandes des industries manufacturières

Novembre 1982



### Data in Many Forms . . .

Statistics Canada disseminates data in a variety of forms. In addition to publications, both standard and special tabulations are offered on computer print-outs, microfiche and microfilm, and magnetic tapes. Maps and other geographic reference materials are available for some types of data. Direct access to aggregated information is possible through CANSIM, Statistics Canada's machine-readable data base and retrieval system.

### How to Obtain More Information

Inquiries about this publication and related statistics or services should be directed to:

Shipments, Inventories and Orders Section,  
Manufacturing and Primary Industries Division,

Statistics Canada, Ottawa, K1A 0V6 (Telephone: 996-7008) or to the Statistics Canada reference centre in:

|            |            |           |            |
|------------|------------|-----------|------------|
| St. John's | (772-4073) | Winnipeg  | (949-4020) |
| Halifax    | (426-5331) | Regina    | (359-5405) |
| Montréal   | (283-5725) | Edmonton  | (420-3027) |
| Ottawa     | (992-4734) | Vancouver | (666-3691) |
| Toronto    | (966-6586) |           |            |

Toll-free access is provided in all provinces and territories, **for users who reside outside the local dialing area** of any of the regional reference centres.

|   |                    |
|---|--------------------|
| Newfoundland and Labrador                                 | Zenith 0-7037      |
| Nova Scotia, New Brunswick and Prince Edward Island       | 1-800-565-7192     |
| Quebec  | 1-800-361-2831     |
| Ontario   | 1-800-268-1151     |
| Manitoba  | 1-800-282-8006     |
| Saskatchewan  | 1(112)800-667-3524 |
| Alberta   | 1-800-222-6400     |
| British Columbia (South and Central)                      | 112-800-663-1551   |
| Yukon and Northern B.C. (area served by NorthwesTel Inc.) | Zenith 0-8913      |
| Northwest Territories (area served by NorthwesTel Inc.)   | Zenith 2-2015      |

### How to Order Publications

This and other Statistics Canada publications may be purchased from local authorized agents and other community bookstores, through the local Statistics Canada offices, or by mail order to Publication Sales and Services, Statistics Canada, Ottawa, K1A 0V7.

### Des données sous plusieurs formes . . .

Statistique Canada diffuse les données sous formes diverses. Outre les publications, des totalisations habituelles et spéciales sont offertes sur imprimés d'ordinateur, sur microfiches et microfilms et sur bandes magnétiques. Des cartes et d'autres documents de référence géographiques sont disponibles pour certaines sortes de données. L'accès direct à des données agrégées est possible par le truchement de CANSIM, la base de données ordinolingué et le système d'extraction de Statistique Canada.

### Comment obtenir d'autres renseignements

Toutes demandes de renseignements au sujet de cette publication ou de statistiques et services connexes doivent être adressées à:

Section des livraisons, des stocks et des commandes,  
Division des industries manufacturières et primaires,

Statistique Canada, Ottawa, K1A 0V6 (téléphone: 996-7008) ou au centre de consultation de Statistique Canada à:

|            |            |           |            |
|------------|------------|-----------|------------|
| St. John's | (772-4073) | Winnipeg  | (949-4020) |
| Halifax    | (426-5331) | Regina    | (359-5405) |
| Montréal   | (283-5725) | Edmonton  | (420-3027) |
| Ottawa     | (992-4734) | Vancouver | (666-3691) |
| Toronto    | (966-6586) |           |            |

Un service d'appel interurbain sans frais est offert, dans toutes les provinces et dans les territoires, aux **utilisateurs qui habitent à l'extérieur des zones de communication locale** des centres régionaux de consultation.

|   |                    |
|---|--------------------|
| Terre-Neuve et Labrador   | Zénith 0-7037      |
| Nouvelle-Écosse, Nouveau-Brunswick et Île-du-Prince-Édouard             | 1-800-565-7192     |
| Québec  | 1-800-361-2831     |
| Ontario   | 1-800-268-1151     |
| Manitoba  | 1-800-282-8006     |
| Saskatchewan  | 1(112)800-667-3524 |
| Alberta   | 1-800-222-6400     |
| Colombie-Britannique (sud et centrale)                                  | 112-800-663-1551   |
| Yukon et nord de la C.-B. (territoire desservi par la NorthwesTel Inc.) | Zénith 0-8913      |
| Territoires du Nord-Ouest (territoire desservi par la NorthwesTel Inc.) | Zénith 2-2015      |

### Comment commander les publications

On peut se procurer cette publication et les autres publications de Statistique Canada auprès des agents autorisés et des autres librairies locales, par l'entremise des bureaux locaux de Statistique Canada, ou en écrivant à la Section des ventes et de la distribution des publications, Statistique Canada, Ottawa, K1A 0V7.



Statistics Canada  
Manufacturing and Primary Industries  
Division

# Inventories, shipments and orders in manufacturing industries

November 1982

Projected from 1979 Census of Manufactures  
benchmarks with adjustment of 1980 shipments  
estimates to preliminary census data for that year.

Published under the authority of  
the Minister of Supply and  
Services Canada

Statistics Canada should be credited when  
reproducing or quoting any part of this document

© Minister of Supply  
and Services Canada 1983

**February 1983**  
5-3302-501

Price: Canada, \$3.70, \$37.00 a year  
Other Countries, \$4.45, \$44.40 a year

Catalogue 31-001, Vol. 36, No. 11

ISSN 0701-7367

Ottawa

Statistique Canada  
Division des industries manufacturières  
et primaires

# Stocks, livraisons et commandes des industries manufacturières

Novembre 1982

Projections effectuées à partir des données de  
référence du recensement des manufactures de  
1979 et rectifications aux estimations des livraisons  
de 1980 par rapport aux données préliminaires de  
recensement pour cette année.

Publication autorisée par  
le ministre des Approvisionnements et  
Services Canada

Reproduction ou citation autorisée sous réserve  
d'indication de la source: Statistique Canada

© Ministre des Approvisionnements  
et Services Canada 1983

**Février 1983**  
5-3302-501

Prix: Canada, \$3.70, \$37.00 par année  
Autres pays, \$4.45, \$44.40 par année

Catalogue 31-001, vol. 36, n° 11

ISSN 0701-7367

Ottawa

## Symbols

The following standard symbols are used in Statistics Canada publications:

- . . figures not available.
- . . . figures not appropriate or not applicable.
- nil or zero.
- amount too small to be expressed.
- P preliminary figures.
- † revised figures.
- x confidential to meet secrecy requirements of the Statistics Act.

## Signes conventionnels

Les signes conventionnels suivants sont employés uniformément dans les publications de Statistique Canada:

- . . nombres indisponibles.
- . . . n'ayant pas lieu de figurer.
- néant ou zéro.
- nombres infimes.
- P nombres provisoires.
- † nombres rectifiés.
- x confidentiel en vertu des dispositions de la Loi sur la statistique relatives au secret.

TABLE OF CONTENTS

|   | Page |
|---|------|
| Highlights (Charts and Text) .....  | V    |
| <b>Table</b>  |      |
| 1. Estimated Value of Shipments in All Manufacturing Industries, by Province of Origin .....  | 2    |
| 2. Estimated Value of Shipments, Orders and Inventory in All Manufacturing Industries .....   | 3    |
| 3. Estimated Value of Shipments, Orders and Inventory in Manufacturing Industries, grouped according to the Standard Industrial Classification: |      |
| Non-Durable — Groups 1, 2, 3, 4, 5, 6, 7, 10, 11, 18, 19 and 20 .....   | 5    |
| Durable — Groups 8, 9, 12, 13, 14, 15, 16 and 17 .....  | 6    |
| <b>Group</b>  |      |
| 1 — Food and Beverage Industries .....  | 7    |
| 2 — Tobacco Products Industries .....   | 8    |
| 3 — Rubber and Plastics Products Industries .....   | 8    |
| 4 — Leather Industries .....  | 9    |
| 5 — Textile Industries .....  | 10   |
| 6 — Knitting Mills .....  | 11   |
| 7 — Clothing Industries .....   | 12   |
| 8 — Wood Industries .....   | 13   |
| 9 — Furniture and Fixture Industries .....  | 14   |
| 10 — Paper and Allied Industries .....  | 14   |
| 11 — Printing, Publishing and Allied Industries .....   | 15   |
| 12 — Primary Metal Industries .....   | 16   |
| 13 — Metal Fabricating Industries (except Machinery and Transportation Equipment Industries) .....  | 17   |
| 14 — Machinery Industries (except Electrical Machinery) .....   | 18   |
| 15 — Transportation Equipment Industries .....  | 19   |
| 16 — Electrical Products Industries .....   | 21   |
| 17 — Non-metallic Mineral Products Industries .....   | 22   |
| 18 — Petroleum and Coal Products Industries .....   | 23   |
| 19 — Chemical and Chemical Products Industries .....  | 23   |
| 20 — Miscellaneous Manufacturing Industries .....   | 24   |
| 4. Estimated Value of Shipments, Orders and Inventory in Manufacturing Industries, grouped according to Economic Use Classification:            |      |
| Non-durable Consumer Goods Industries .....   | 26   |
| Durable Consumer Goods Industries .....   | 27   |
| Machinery and Equipment Industries .....  | 28   |
| Construction Materials and Component Industries .....   | 29   |
| Other Intermediate Goods and Supplies Industries .....  | 30   |
| Export-based Industries .....   | 31   |
| Supplementary Classification — Automotive Products Industries .....   | 32   |
| 5. Estimated Value of Shipments, by Industry Group and Province .....   | 34   |
| 6. Estimated Value of Shipments, Orders and Inventories in Selected Individual Industries .....   | 46   |
| 7. Ratios of Total Inventory Owned and Finished Products to Shipments by Industry Groups (Based on Seasonally Adjusted Estimates) .....         | 69   |
| Concepts and Methods .....  | 70   |

TABLE DES MATIERES

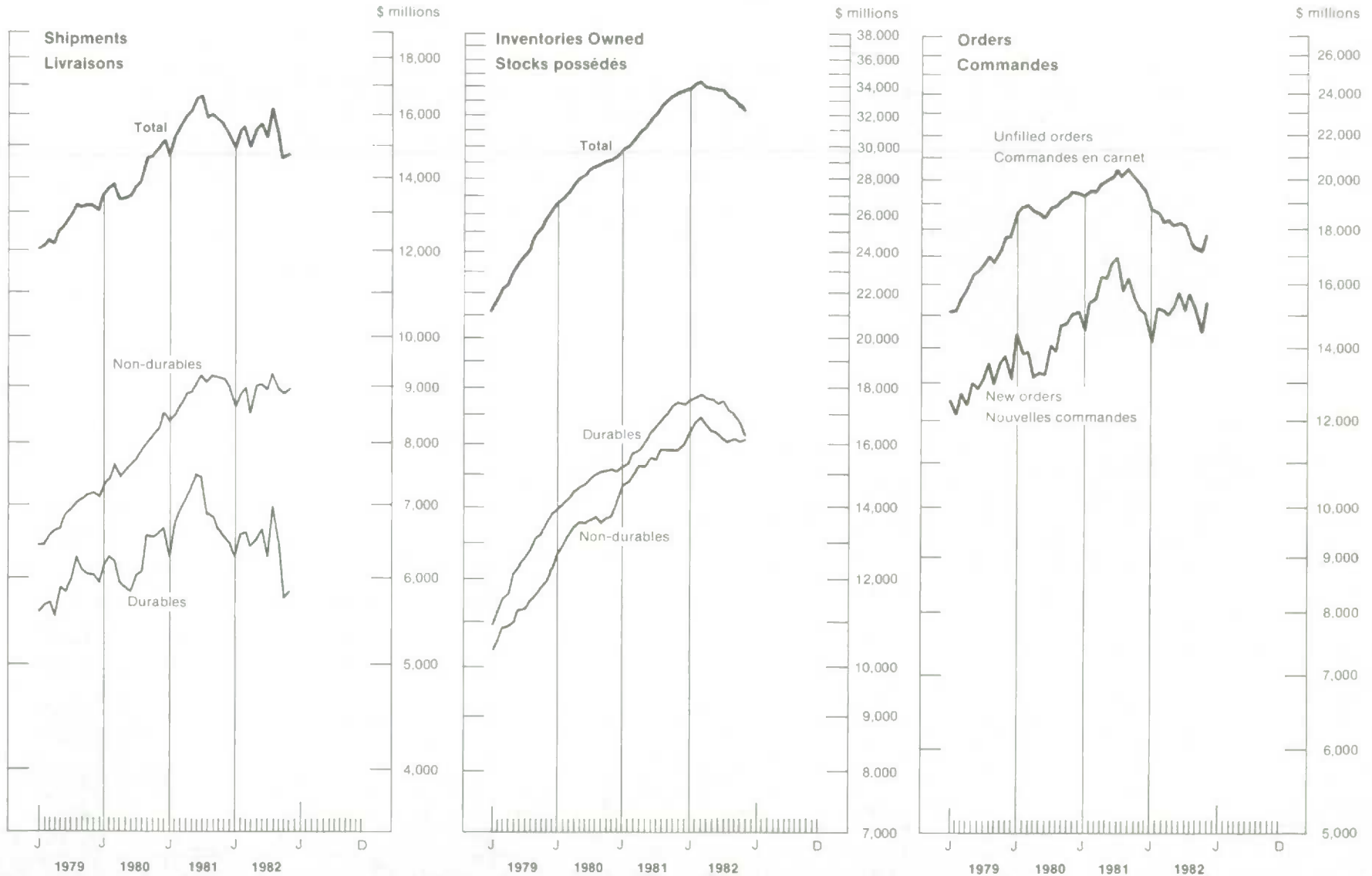
|   | Page |
|---|------|
| Points saillants (graphiques et texte) .....  | V    |
| <b>Tableau</b>  |      |
| 1. Valeur estimative des livraisons de toutes les industries manufacturières, par province d'origine .....  | 2    |
| 2. Valeur estimative des livraisons, commandes et stocks des industries manufacturières .....   | 3    |
| 3. Valeur estimative des livraisons, commandes et stocks des industries manufacturières groupées d'après la Classification type des industries:                     |      |
| Biens non durables — groupes 1, 2, 3, 4, 5, 6, 7, 10, 11, 18, 19 et 20 .....  | 5    |
| Biens durables — groupes 8, 9, 12, 13, 14, 15, 16 et 17 .....   | 6    |
| <b>Groupe</b>   |      |
| 1 — Industrie des aliments et boissons .....  | 7    |
| 2 — Industrie du tabac .....  | 8    |
| 3 — Industrie du caoutchouc et des produits en matière plastique .....  | 8    |
| 4 — Industrie du cuir .....   | 9    |
| 5 — Industrie textile .....   | 10   |
| 6 — Bonneterie .....  | 11   |
| 7 — Industrie de l'habillement .....  | 12   |
| 8 — Industrie du bois .....   | 13   |
| 9 — Industrie du meuble et des articles d'ameublement .....   | 14   |
| 10 — Industrie du papier et activités annexes .....   | 14   |
| 11 — Imprimerie, édition et activités annexes .....   | 15   |
| 12 — Première transformation des métaux .....   | 16   |
| 13 — Fabrication de produits en métal (sauf machines et équipement de transport) .....  | 17   |
| 14 — Fabrication de machines (sauf électriques) .....   | 18   |
| 15 — Fabrication d'équipement de transport .....  | 19   |
| 16 — Fabrication de produits électriques .....  | 21   |
| 17 — Fabrication de produits minéraux non métalliques .....   | 22   |
| 18 — Fabrication de produits du pétrole et du charbon .....   | 23   |
| 19 — Industrie chimique .....   | 23   |
| 20 — Industries manufacturières diverses .....  | 24   |
| 4. Valeur estimative des livraisons, commandes et stocks des industries manufacturières groupées d'après la classification économique en fonction de l'utilisation: |      |
| Industries des biens de consommation non durables .....   | 26   |
| Industries des biens de consommation durables .....   | 27   |
| Industries des machines et du matériel .....  | 28   |
| Industries des matériaux et des éléments de construction .....  | 29   |
| Industries des autres produits et fournitures intermédiaires .....  | 30   |
| Industries orientées vers l'exportation .....   | 31   |
| Classification complémentaire — industries connexes de l'automobile .....   | 32   |
| 5. Valeur estimative des livraisons, par groupe d'industries et province .....  | 34   |
| 6. Valeur estimative des livraisons, commandes et stocks de certaines industries particulières .....  | 46   |
| 7. Rapports du total des stocks possédés et des produits finis aux livraisons, par groupes d'industries (basées sur des chiffres désaisonnalisés) .....             | 69   |
| Concepts et méthodes .....  | 70   |

**Manufacturer's Shipments, Inventories and Orders, 1979-1982**

**Les livraisons, les stocks et les commandes des fabricants, 1979-1982**

(Seasonally Adjusted — Chiffres désaisonnalisés)

(Ratio scale — Échelle semi-logarithmique)





## HIGHLIGHTS

## POINTS SAILLANTS

NOVEMBER — 1982 — NOVEMBRE

- Preliminary estimates show the value of new orders received in all Canadian manufacturing industries in November 1982, seasonally adjusted, increased 7.4% to \$15,488.4 million from the revised level of \$14,427.5 million in October. In durable goods industries, new orders with an estimated value of \$6,574.1 million were up sharply, showing an 18.2% advance over the revised October value of \$5,561.8 million. Most of the increase was the result of an order for mass transit equipment; this, in combination with lesser increases in other industries that manufacture transportation equipment boosted the value of orders received by establishments classified to that group by \$917.9 million or 58.5%. There were increases in other durable goods groups as well: new orders for electrical products rose 7.6% and those for primary metals were up 6.8%. In non-durable goods industries, new orders rose 0.5% to \$8,914.3 million from \$8,865.7 million.
- The seasonally adjusted preliminary estimate of the value of Canadian manufacturers' shipments in November was \$14,783.3 million, up 1.1% from October's revised \$14,620.3 million. While no major change was noted in any of the 20 major groups, shipments were higher in 14 and lower in six. Shipments of durable goods industries increased 1.2% to \$5,822.6 million from \$5,751.1 million in October, while those in non-durable goods industries were up 1.0% to \$8,960.7 million from \$8,869.2 million.
- The seasonally adjusted preliminary estimate of the value of the unfilled orders backlog at the end of November was \$17,859.8 million, an increase of 4.1% from the revised October estimate of \$17,154.7 million. Unfilled orders in durable goods industries were up 5.0% to \$15,671.3 million from \$14,919.8 million at the end of October, but those in non-durable goods industries declined 2.1% to \$2,188.5 million from \$2,234.9 million a month earlier.
- Inventory owned by manufacturers at the end of November was a seasonally adjusted \$32,450.3 million, down 1.0% from the preceding month's revised value of \$32,791.7 million. Total inventory held decreased 1.1% to \$33,910.9 million from \$34,303.3 million with decreases of 2.6% in goods in process and 1.4% in finished products and a slight increase of 0.1% in the value of raw materials.
- The seasonally adjusted ratio of total inventory owned to shipments at the end of November was 2.20:1, down from 2.24:1 in October. The ratio of finished products to shipments declined to 0.77:1 from 0.79:1.
- Not adjusted for seasonal variation, manufacturers' shipments in November 1982 were estimated at \$15,232.6 million, 0.3% higher than the revised October 1982 value of \$15,192.7 million. Cumulative shipments
- La valeur désaisonnalisée des nouvelles commandes dans l'ensemble des industries manufacturières a été estimée à \$15,488.4 millions en novembre 1982, soit une hausse de 7.4% par rapport à la valeur révisée du mois précédent qui était de \$14,427.5 millions. Dans les industries des biens durables, la valeur estimative de \$6,574.1 millions était supérieure de 18.2% à la valeur révisée du mois d'octobre (\$5,561.8 millions). Cette augmentation est due en grande partie à une commande pour de l'équipement de transport en commun. Cette augmentation, de même que d'autres augmentations moins importantes dans les industries qui manufacturent de l'équipement de transport, ont haussé la valeur des commandes reçues par les établissements classifiés dans ce groupe de \$917.9 millions ou 58.5%. D'autres augmentations ont aussi été observées dans le groupe des industries des biens durables, soit celui de la fabrication de produits électriques (7.6%) et celui de la première transformation des métaux (6.8%). Les nouvelles commandes des biens non durables ont augmenté de 0.5%, passant de \$8,865.7 millions à \$8,914.3 millions.
- Après désaisonnalisation, la valeur estimative des livraisons des industries manufacturières canadiennes s'est établie à \$14,783.3 millions, soit une hausse de 1.1% par rapport à la valeur révisée d'octobre qui était de \$14,620.3 millions. Des hausses furent notées dans 14 des 20 groupes majeurs et des baisses dans six. Une augmentation de 1.2% a été enregistrée pour les biens durables, qui sont passés de \$5,751.1 millions à \$5,822.6 millions. Les livraisons des biens non durables ont atteint \$8,960.7 millions, ce qui représente une hausse de 1.0% par rapport aux \$8,869.2 millions enregistrés au mois d'octobre.
- À la fin du mois de novembre 1982, la valeur estimative des commandes en carnet, après désaisonnalisation, s'est établie à \$17,859.8 millions, soit une hausse de 4.1% par rapport au mois précédent (\$17,154.7 millions). Les commandes en carnet des biens durables ont augmenté de 5.0%, passant de \$14,919.8 millions à \$15,671.3 millions, alors que celles des biens non durables ont diminué de 2.1%, passant de \$2,234.9 millions à \$2,188.5 millions.
- La valeur désaisonnalisée des stocks possédés est passée de \$32,791.7 millions à \$32,450.3 millions, soit une baisse de 1.0%. Les stocks détenus ont baissé de 1.1%, les portant ainsi à \$33,910.9 millions comparativement à \$34,303.3 millions, avec des baisses au chapitre des produits en cours de transformation (-2.6%), des produits finis (-1.4%) et une légère augmentation de 0.1% pour les matières premières.
- Le rapport désaisonnalisé du total des stocks possédés aux livraisons en novembre 1982 s'est établi à 2.20:1, soit une baisse par rapport à celui d'octobre qui était de 2.24:1. Le rapport des produits finis aux livraisons est passé de 0.79:1 à 0.77:1.
- On a estimé à \$15,232.6 millions les livraisons non désaisonnalisées en novembre 1982, ce qui représente une hausse de 0.3% par rapport à la valeur révisée d'octobre (\$15,192.7 millions). Pour les 11 premiers mois de 1982, les livraisons



for the first 11 months of 1982 at an estimated \$168,542.3 million were down 3.4% from the January-November 1981 total of \$174,389.7 million.

estimations ont totalisé \$168,542.3 millions contre \$174,389.7 millions pour la période correspondante de 1981, soit une baisse de 3.4%.

Statistical Tables

Tableaux statistiques

TABLE 1. Estimated Value of Shipments in All Manufacturing Industries, by Province of Origin

TABLEAU 1. Valeur estimative des livraisons de toutes les industries manufacturières, par province d'origine

|  |      | Month - Mois |              |               |                |            |              |                |              |            |            |            |            | Total       |
|--|------|--------------|--------------|---------------|----------------|------------|--------------|----------------|--------------|------------|------------|------------|------------|-------------|
|  |      | Jan<br>Janv. | Feb.<br>Fév. | March<br>Mars | April<br>Avril | May<br>Mai | June<br>Juin | July<br>Juill. | Aug.<br>Août | Sept.      | Oct.       | Nov.       | Déc.       |             |
| Thousands of dollars - milliers de dollars                     |      |              |              |               |                |            |              |                |              |            |            |            |            |             |
| Newfoundland - Terre-Neuve<br>D 310941                         | 1978 | 47,992       | 47,359       | 66,877        | 53,708         | 78,057     | 74,155       | 83,397         | 83,306       | 78,474     | 83,136     | 71,875     | 67,613     | 835,949     |
|  | 1979 | 71,452       | 71,099       | 76,866        | 77,159         | 87,554     | 86,492       | 91,548         | 96,122       | 93,533     | 103,747    | 84,284     | 88,427     | 1,028,283   |
|  | 1980 | 69,228       | 72,192       | 100,646       | 95,763         | 86,995     | 83,099       | 87,722         | 97,496       | 92,796     | 107,656    | 93,764     | 96,396     | 1,093,753   |
|  | 1981 | 82,389       | 83,510       | 109,013       | 109,136        | 95,395     | 109,067      | 109,113        | 110,314      | 102,633    | 114,854    | 106,164    | 113,648    | 1,245,236   |
|  | 1982 | 83,149       | 94,981       | 123,909       | 121,314        | 116,520    | 115,327      | 134,141        | 131,166      | 124,481    | 119,443    | 105,269    |            |             |
| Prince Edward Island - L'île du-<br>Prince-Édouard<br>D 310942 | 1978 | x            | x            | x             | x              | x          | x            | x              | x            | x          | x          | x          | x          | x           |
|  | 1979 | x            | x            | x             | x              | x          | x            | x              | x            | x          | x          | x          | x          | x           |
|  | 1980 | 15,707       | 14,484       | 16,746        | 18,473         | 25,737     | 23,710       | 22,887         | 21,241       | 20,115     | 20,001     | 18,180     | 18,232     | 235,513     |
|  | 1981 | 16,168       | 14,609       | 16,839        | 19,351         | 28,326     | 26,423       | 25,256         | 24,865       | 22,261     | 20,273     | 20,168     | 19,323     | 253,862     |
|  | 1982 | 17,528       | 16,889       | 18,027        | 18,483         | 26,607     | 28,426       | 25,086         | 27,264       | 25,675     | 21,939     | 19,769     |            |             |
| Nova Scotia - Nouvelle-Écosse<br>D 310943                      | 1978 | 197,967      | 204,977      | 220,443       | 213,875        | 225,634    | 239,963      | 217,044        | 245,916      | 227,567    | 242,498    | 241,463    | 242,407    | 2,719,754   |
|  | 1979 | 241,970      | 232,377      | 271,261       | 256,013        | 267,694    | 269,549      | 276,167        | 272,609      | 266,942    | 296,660    | 290,587    | 281,091    | 3,223,020   |
|  | 1980 | 303,290      | 269,897      | 298,521       | 273,202        | 281,152    | 291,841      | 260,792        | 254,769      | 249,241    | 287,159    | 295,397    | 364,858    | 3,450,119   |
|  | 1981 | 311,988      | 299,814      | 327,744       | 293,983        | 295,042    | 296,828      | 318,551        | 302,968      | 332,322    | 350,710    | 299,154    | 290,946    | 3,716,050   |
|  | 1982 | 270,017      | 275,739      | 291,946       | 300,375        | 298,781    | 290,784      | 303,103        | 326,590      | 322,153    | 320,605    |            |            |             |
| New Brunswick - Nouveau-Brunswick<br>D 310944                  | 1978 | 155,337      | 147,434      | 173,950       | 170,477        | 219,578    | 211,680      | 199,045        | 215,875      | 228,937    | 222,109    | 250,681    | 238,133    | 2,433,236   |
|  | 1979 | 240,122      | 214,366      | 249,241       | 245,357        | 254,844    | 250,665      | 241,398        | 247,649      | 241,488    | 273,071    | 268,472    | 247,246    | 2,973,919   |
|  | 1980 | 258,507      | 302,987      | 289,309       | 250,640        | 268,281    | 309,076      | 325,746        | 282,120      | 295,420    | 325,009    | 346,757    | 308,737    | 3,562,588   |
|  | 1981 | 348,873      | 304,503      | 301,789       | 296,192        | 345,545    | 325,106      | 319,502        | 273,646      | 319,879    | 322,910    | 350,421    | 287,864    | 3,796,230   |
|  | 1982 | 267,016      | 261,373      | 296,313       | 251,978        | 263,621    | 266,757      | 292,616        | 265,148      | 269,311    | 264,991    | 241,929    |            |             |
| Quebec<br>D 310945   | 1978 | 2,307,147    | 2,420,490    | 2,762,795     | 2,590,200      | 2,830,559  | 2,945,412    | 2,459,240      | 2,746,855    | 3,111,380  | 3,108,461  | 3,212,096  | 2,946,610  | 33,441,245  |
|  | 1979 | 2,863,388    | 2,971,086    | 3,248,774     | 3,108,211      | 3,287,563  | 3,383,486    | 2,936,828      | 3,449,508    | 3,549,058  | 3,718,046  | 3,564,841  | 3,292,395  | 39,373,184  |
|  | 1980 | 3,355,698    | 3,608,016    | 3,846,792     | 3,571,517      | 3,678,865  | 3,725,786    | 3,459,964      | 3,532,095    | 4,056,737  | 4,233,472  | 3,832,759  | 3,965,058  | 44,866,759  |
|  | 1981 | 3,563,645    | 3,728,877    | 4,248,765     | 4,152,173      | 4,163,819  | 4,408,091    | 3,937,148      | 4,169,041    | 4,599,305  | 4,512,085  | 4,241,182  | 4,040,368  | 49,764,499  |
|  | 1982 | 3,687,084    | 3,808,525    | 4,366,545     | 3,798,004      | 3,864,939  | 4,095,076    | 3,535,618      | 3,907,361    | 4,253,060  | 4,241,430  | 4,260,122  |            |             |
| Ontario<br>D 310946  | 1978 | 4,555,091    | 4,828,064    | 5,581,193     | 5,334,992      | 5,689,491  | 6,003,595    | 4,743,411      | 4,892,834    | 5,866,086  | 6,086,114  | 6,150,523  | 5,484,667  | 65,216,061  |
|  | 1979 | 5,851,380    | 5,855,897    | 6,808,674     | 6,092,247      | 6,846,715  | 6,738,834    | 5,757,517      | 6,069,684    | 6,566,404  | 7,064,338  | 6,761,580  | 5,872,572  | 76,285,842  |
|  | 1980 | 6,391,306    | 6,562,615    | 7,210,463     | 6,836,910      | 6,806,833  | 6,754,770    | 5,995,422      | 5,998,912    | 7,443,067  | 7,790,760  | 7,439,838  | 7,059,093  | 82,289,989  |
|  | 1981 | 6,678,554    | 7,169,223    | 8,352,048     | 8,332,161      | 8,236,517  | 8,903,966    | 7,788,768      | 7,126,279    | 8,141,680  | 8,209,009  | 7,744,252  | 7,151,809  | 93,834,266  |
|  | 1982 | 6,735,042    | 7,382,735    | 8,692,657     | 7,898,932      | 8,147,364  | 8,825,531    | 6,932,456      | 7,535,685    | 8,172,484  | 7,449,901  | 7,502,514  |            |             |
| Manitoba<br>D 310947   | 1978 | 225,639      | 248,037      | 259,442       | 269,259        | 282,429    | 295,049      | 252,370        | 283,939      | 288,380    | 297,844    | 296,956    | 282,212    | 3,281,559   |
|  | 1979 | 279,709      | 288,717      | 321,440       | 302,585        | 342,117    | 355,943      | 329,464        | 347,830      | 345,017    | 358,596    | 331,015    | 318,497    | 3,920,930   |
|  | 1980 | 326,443      | 334,786      | 365,927       | 353,567        | 374,617    | 382,249      | 365,049        | 345,699      | 387,680    | 390,679    | 365,541    | 377,741    | 4,369,978   |
|  | 1981 | 336,884      | 370,535      | 418,729       | 409,669        | 408,728    | 450,328      | 432,361        | 407,460      | 450,077    | 443,610    | 415,853    | 401,795    | 4,946,029   |
|  | 1982 | 343,412      | 400,174      | 420,804       | 388,658        | 427,566    | 431,401      | 388,415        | 407,864      | 424,520    | 391,235    | 384,794    |            |             |
| Saskatchewan<br>D 310948                                       | 1978 | 98,800       | 104,864      | 112,700       | 117,079        | 139,626    | 138,430      | 131,241        | 146,880      | 136,272    | 140,000    | 130,609    | 116,929    | 1,513,430   |
|  | 1979 | 132,652      | 130,479      | 145,985       | 135,349        | 167,394    | 161,371      | 153,665        | 176,923      | 179,265    | 177,525    | 161,067    | 142,350    | 1,864,025   |
|  | 1980 | 154,480      | 153,185      | 165,595       | 161,828        | 180,214    | 176,883      | 185,462        | 176,713      | 191,712    | 197,334    | 174,988    | 179,203    | 2,097,597   |
|  | 1981 | 163,892      | 173,566      | 197,454       | 216,900        | 219,874    | 229,732      | 219,820        | 227,028      | 217,734    | 219,743    | 196,860    | 195,194    | 2,477,797   |
|  | 1982 | 161,185      | 177,324      | 203,441       | 178,760        | 226,961    | 222,172      | 194,708        | 205,989      | 198,140    | 190,178    | 183,546    |            |             |
| Alberta<br>D 310949  | 1978 | 508,552      | 532,151      | 605,229       | 578,528        | 660,694    | 670,782      | 589,836        | 642,554      | 649,353    | 694,741    | 668,279    | 626,910    | 7,427,609   |
|  | 1979 | 626,736      | 624,403      | 734,786       | 679,614        | 769,351    | 794,619      | 736,533        | 805,795      | 788,229    | 849,763    | 808,332    | 730,355    | 8,948,516   |
|  | 1980 | 759,488      | 803,817      | 841,181       | 815,212        | 902,975    | 883,924      | 864,846        | 904,658      | 920,171    | 991,534    | 919,997    | 891,606    | 10,519,409  |
|  | 1981 | 890,596      | 922,737      | 1,014,462     | 1,026,387      | 1,088,627  | 1,153,472    | 1,160,741      | 1,114,347    | 1,167,021  | 1,166,366  | 1,080,507  | 1,039,128  | 12,824,391  |
|  | 1982 | 917,390      | 972,307      | 1,070,311     | 945,194        | 1,067,941  | 1,099,578    | 1,005,354      | 1,078,533    | 1,056,928  | 1,001,279  | 997,964    |            |             |
| British Columbia - Colombie-Britannique<br>D 310950            | 1978 | 854,790      | 860,508      | 995,218       | 1,002,405      | 1,078,700  | 1,089,703    | 980,710        | 1,048,633    | 1,046,544  | 1,145,484  | 1,093,970  | 1,038,243  | 12,234,908  |
|  | 1979 | 1,104,859    | 1,055,725    | 1,251,845     | 1,220,185      | 1,293,826  | 1,283,533    | 1,173,657      | 1,264,092    | 1,222,012  | 1,354,498  | 1,266,290  | 1,140,382  | 14,630,904  |
|  | 1980 | 1,204,814    | 1,270,909    | 1,374,997     | 1,306,076      | 1,297,914  | 1,370,636    | 1,313,571      | 1,273,307    | 1,375,103  | 1,437,400  | 1,327,616  | 1,340,949  | 15,893,292  |
|  | 1981 | 1,272,452    | 1,322,902    | 1,522,850     | 1,504,584      | 1,464,149  | 1,669,455    | 1,201,314      | 974,131      | 1,335,061  | 1,410,269  | 1,356,563  | 1,381,271  | 16,415,021  |
|  | 1982 | 1,156,359    | 1,236,344    | 1,446,817     | 1,243,099      | 1,310,583  | 1,408,931    | 1,180,841      | 1,236,778    | 1,260,788  | 1,189,758  | 1,235,389  |            |             |
| Canada (1)<br>D 310940   | 1978 | 8,962,080    | 9,404,627    | 10,789,162    | 10,341,945     | 11,223,163 | 11,689,245   | 9,675,857      | 10,325,711   | 11,652,589 | 12,038,149 | 12,134,177 | 11,059,020 | 129,295,725 |
|  | 1979 | 11,427,826   | 11,459,431   | 13,125,674    | 12,133,254     | 13,342,753 | 13,349,249   | 11,716,662     | 12,752,425   | 13,272,696 | 14,218,808 | 13,557,312 | 12,130,948 | 152,487,038 |
|  | 1980 | 12,841,590   | 13,395,506   | 14,512,839    | 13,685,779     | 13,906,071 | 14,014,592   | 12,904,158     | 12,889,657   | 15,034,785 | 15,783,755 | 14,817,429 | 14,624,526 | 168,410,687 |
|  | 1981 | 13,666,984   | 14,391,772   | 16,511,341    | 16,362,217     | 16,347,657 | 17,581,106   | 15,518,633     | 14,735,906   | 16,693,370 | 16,772,225 | 15,808,888 | 14,922,952 | 189,312,651 |
|  | 1982 | 13,639,655   | 14,627,964   | 16,932,434    | 15,146,394     | 15,752,360 | 16,793,424   | 14,002,389     | 15,108,733   | 16,113,556 | 15,192,743 | 15,232,652 |            |             |

See footnote(s) at end of statistical tables - Voir note(s) à la fin des tableaux statistiques

TABLE 2. Estimated Value of Shipments, Orders and Inventory, in all Manufacturing Industries

TABLEAU 2. Valeur estimative des livraisons, commandes et stocks de toutes les industries manufacturières

|  |      | Month - Mois                              |          |          |          |          |          |          |          |          |          |          |          | Total     |
|--|------|---|----------|----------|----------|----------|----------|----------|----------|----------|----------|----------|----------|-----------|
|  |      | Jan.                                      | Feb.     | March    | April    | May      | June     | July     | Aug.     | Sept.    | Oct.     | Nov.     | Dec.     |           |
|  |      | Janv.                                     | Fév.     | Mars     | Avril    | Mai      | Juin     | Juill.   | Août     | Sept.    | Oct.     | Nov.     | Déc.     |           |
|  |      | millions of dollars - millions de dollars |          |          |          |          |          |          |          |          |          |          |          |           |
| Unadjusted for seasonal variation -<br>Chiffres non désaisonnalisés.<br>Shipments - Livraisons | 1978 | 8 962 0                                   | 9 404 6  | 10 789 1 | 10 341 9 | 11 223 1 | 11 689 2 | 9 675 8  | 10 325 7 | 11 652 5 | 12 038 1 | 12 134 1 | 11 059 0 | 129 295 1 |
|  | 1979 | 11 427 8                                  | 11 459 4 | 13 125 6 | 12 133 2 | 13 342 7 | 13 349 2 | 11 716 6 | 12 752 4 | 13 272 6 | 14 218 8 | 13 557 3 | 12 130 9 | 152 486 5 |
|  | 1980 | 12 841 5                                  | 13 395 5 | 14 512 8 | 13 685 7 | 13 906 0 | 14 014 5 | 12 904 1 | 12 889 6 | 15 034 7 | 15 783 7 | 14 817 4 | 14 624 5 | 168 410 0 |
|  | 1981 | 13 666 9                                  | 14 391 7 | 16 511 3 | 16 362 2 | 16 347 6 | 17 581 1 | 15 518 6 | 14 735 9 | 16 693 3 | 16 772 2 | 15 808 4 | 14 922 9 | 189 312 1 |
| D 310000   | 1982 | 13 639 7                                  | 14 628 0 | 16 932 4 | 15 146 4 | 15 752 4 | 16 793 4 | 14 002 4 | 15 108 7 | 16 113 6 | 15 192 7 | 15 232 6 |          |           |
| New orders - Nouvelles commandes   | 1978 | 9 388 3                                   | 9 616 1  | 11 249 0 | 10 592 3 | 11 431 0 | 11 811 3 | 9 779 8  | 10 356 4 | 12 270 1 | 12 306 3 | 12 289 7 | 11 334 4 |           |
|  | 1979 | 12 527 3                                  | 11 673 1 | 13 738 2 | 12 468 1 | 13 601 3 | 13 228 9 | 11 768 7 | 13 058 5 | 12 978 3 | 14 413 4 | 14 030 4 | 12 095 2 |           |
|  | 1980 | 14 488 4                                  | 13 819 2 | 14 767 2 | 13 530 1 | 13 469 6 | 13 500 8 | 13 112 8 | 12 938 7 | 15 186 0 | 15 757 7 | 14 979 6 | 14 571 9 |           |
|  | 1981 | 14 283 0                                  | 14 795 3 | 16 702 9 | 16 705 6 | 16 199 9 | 17 390 1 | 15 642 9 | 14 564 5 | 16 827 3 | 16 347 8 | 15 299 2 | 14 663 8 |           |
| D 310060   | 1982 | 13 633 3                                  | 14 581 1 | 16 762 5 | 15 284 2 | 15 316 2 | 16 548 7 | 13 760 9 | 14 617 2 | 15 773 3 | 14 828 6 | 15 829 7 |          |           |
| Unfilled orders - Commandes en carnet  | 1978 | 11 398 3                                  | 11 609 8 | 12 069 7 | 12 320 1 | 12 527 9 | 12 650 1 | 12 754 0 | 12 784 7 | 13 402 3 | 13 670 5 | 13 826 1 | 14 101 6 |           |
|  | 1979 | 15 201 1                                  | 15 414 8 | 16 027 4 | 16 362 3 | 16 620 9 | 16 500 6 | 16 552 6 | 16 858 7 | 16 564 4 | 16 759 0 | 17 232 1 | 17 196 5 |           |
|  | 1980 | 18 843 3                                  | 19 267 1 | 19 521 5 | 19 365 9 | 18 929 5 | 18 415 7 | 18 624 4 | 18 673 4 | 18 824 7 | 18 798 8 | 18 961 0 | 18 858 4 |           |
|  | 1981 | 19 474 4                                  | 19 878 0 | 20 069 6 | 20 413 0 | 20 265 3 | 20 074 3 | 20 198 6 | 20 027 2 | 20 161 2 | 19 736 8 | 19 227 6 | 18 968 5 |           |
| D 310106   | 1982 | 18 962 2                                  | 18 915 4 | 18 745 4 | 18 883 2 | 18 447 1 | 18 202 3 | 17 960 8 | 17 469 3 | 17 129 0 | 16 764 9 | 17 361 9 |          |           |
| Inventory owned - Total - Des stocks possédés  | 1978 | 19 202 6                                  | 19 659 7 | 19 733 3 | 19 834 5 | 19 635 2 | 19 729 3 | 19 480 1 | 19 809 9 | 19 881 8 | 19 938 2 | 20 326 1 | 20 801 3 |           |
|  | 1979 | 21 409 3                                  | 22 009 5 | 22 589 9 | 22 801 8 | 23 249 6 | 23 585 7 | 23 592 2 | 24 119 7 | 24 495 9 | 24 880 9 | 25 281 9 | 26 063 5 |           |
|  | 1980 | 26 744 8                                  | 27 180 7 | 27 643 5 | 28 230 4 | 28 328 4 | 28 291 9 | 28 231 9 | 28 557 7 | 28 387 3 | 28 539 8 | 28 673 4 | 29 109 1 |           |
|  | 1981 | 30 090 6                                  | 30 381 8 | 30 887 0 | 31 354 4 | 31 495 9 | 31 936 5 | 31 767 7 | 32 483 8 | 32 558 0 | 32 797 8 | 33 000 2 | 33 382 1 |           |
| D 310336   | 1982 | 34 074 0                                  | 34 599 9 | 34 819 4 | 34 577 7 | 34 186 9 | 33 842 2 | 33 289 4 | 33 043 1 | 32 533 4 | 32 132 3 | 31 849 6 |          |           |
| Inventory held but not owned - Stocks détenus mais non possédés                                | 1978 | 959 8                                     | 956 6    | 950 6    | 1 025 8  | 1 062 4  | 1 048 9  | 1 089 8  | 1 076 8  | 1 096 6  | 1 132 7  | 1 115 7  | 1 040 2  |           |
|  | 1979 | 1 000 5                                   | 1 038 1  | 978 6    | 1 017 6  | 997 8    | 1 031 7  | 1 104 8  | 1 116 0  | 1 061 7  | 1 077 1  | 1 138 6  | 1 093 0  |           |
|  | 1980 | 1 148 9                                   | 1 196 2  | 1 198 1  | 1 196 3  | 1 240 1  | 1 264 9  | 1 253 4  | 1 258 5  | 1 216 5  | 1 298 7  | 1 364 9  | 1 369 3  |           |
|  | 1981 | 1 447 0                                   | 1 451 7  | 1 520 7  | 1 521 2  | 1 520 4  | 1 520 9  | 1 584 7  | 1 610 7  | 1 588 4  | 1 655 4  | 1 664 4  | 1 472 7  |           |
| D 310382   | 1982 | 1 400 7                                   | 1 475 3  | 1 506 1  | 1 518 5  | 1 491 3  | 1 513 8  | 1 588 3  | 1 517 8  | 1 494 5  | 1 543 4  | 1 506 0  |          |           |
| Inventory held - Total - Des stocks détenus  | 1978 | 20 162 4                                  | 20 616 4 | 20 684 0 | 20 860 3 | 20 697 7 | 20 778 3 | 20 570 0 | 20 886 7 | 20 978 4 | 21 071 0 | 21 441 8 | 21 841 6 |           |
|  | 1979 | 22 409 8                                  | 23 047 6 | 23 568 6 | 23 819 5 | 24 247 4 | 24 617 5 | 24 697 0 | 25 235 7 | 25 557 7 | 25 958 0 | 26 420 6 | 27 156 6 |           |
|  | 1980 | 27 893 7                                  | 28 376 9 | 28 841 6 | 29 426 7 | 29 568 6 | 29 596 9 | 29 485 3 | 29 816 3 | 29 603 8 | 29 838 5 | 30 038 3 | 30 478 4 |           |
|  | 1981 | 31 537 6                                  | 31 833 5 | 32 407 7 | 32 875 6 | 33 016 3 | 33 457 5 | 33 352 4 | 34 094 6 | 34 146 5 | 34 453 2 | 34 664 6 | 34 854 8 |           |
| D 310152   | 1982 | 35 474 7                                  | 36 075 1 | 36 325 5 | 36 096 2 | 35 678 2 | 35 355 9 | 34 877 7 | 34 560 9 | 34 028 0 | 33 675 7 | 33 355 6 |          |           |
| Raw materials - Matières premières   | 1978 | 7 992 4                                   | 8 124 9  | 8 223 1  | 8 181 9  | 8 242 6  | 8 411 9  | 8 496 4  | 8 638 9  | 8 659 3  | 8 685 2  | 8 927 0  | 9 225 9  |           |
|  | 1979 | 9 287 3                                   | 9 405 4  | 9 605 8  | 9 740 8  | 10 035 4 | 10 232 8 | 10 515 1 | 10 776 7 | 10 945 0 | 11 126 9 | 11 174 6 | 11 632 1 |           |
|  | 1980 | 11 711 6                                  | 11 685 6 | 11 768 8 | 12 178 9 | 12 182 6 | 12 095 7 | 12 287 9 | 12 417 4 | 12 363 1 | 12 475 4 | 12 453 6 | 12 767 0 |           |
|  | 1981 | 13 073 7                                  | 12 934 6 | 13 146 1 | 13 415 0 | 13 486 4 | 13 708 9 | 13 916 4 | 14 338 2 | 14 285 9 | 14 342 2 | 14 375 5 | 14 661 8 |           |
| D 310198   | 1982 | 14 472 7                                  | 14 661 8 | 14 541 0 | 14 218 1 | 13 971 7 | 13 877 4 | 13 763 6 | 13 562 6 | 13 315 1 | 13 054 3 | 13 093 2 |          |           |
| Goods in process - Produits en cours   | 1978 | 5 334 9                                   | 5 426 7  | 5 384 6  | 5 493 0  | 5 424 9  | 5 434 2  | 5 393 3  | 5 583 1  | 5 674 2  | 5 767 2  | 5 829 4  | 5 856 6  |           |
|  | 1979 | 6 094 8                                   | 6 283 5  | 6 321 0  | 6 343 2  | 6 425 3  | 6 523 7  | 6 493 5  | 6 739 3  | 6 801 5  | 6 948 7  | 7 169 0  | 7 242 4  |           |
|  | 1980 | 7 511 1                                   | 7 683 9  | 7 759 5  | 7 801 1  | 7 866 1  | 7 840 2  | 7 734 7  | 7 904 4  | 7 857 9  | 8 087 6  | 8 230 2  | 8 274 6  |           |
|  | 1981 | 8 626 0                                   | 8 810 0  | 8 845 7  | 8 950 2  | 8 928 4  | 9 073 4  | 8 965 0  | 9 188 3  | 9 273 7  | 9 465 9  | 9 496 2  | 9 197 0  |           |
| D 310244   | 1982 | 9 503 0                                   | 9 758 7  | 9 826 4  | 9 765 7  | 9 731 4  | 9 564 9  | 9 581 5  | 9 566 7  | 9 511 7  | 9 608 9  | 9 408 1  |          |           |
| Finished products - Produits finis   | 1978 | 6 835 0                                   | 7 064 7  | 7 076 2  | 7 185 3  | 7 030 1  | 6 932 1  | 6 680 1  | 6 664 6  | 6 644 8  | 6 618 6  | 6 685 3  | 6 759 0  |           |
|  | 1979 | 7 027 6                                   | 7 358 6  | 7 641 6  | 7 735 5  | 7 786 6  | 7 860 8  | 7 688 4  | 7 719 6  | 7 811 1  | 7 882 3  | 8 078 8  | 8 282 0  |           |
|  | 1980 | 8 670 9                                   | 9 007 4  | 9 313 2  | 9 446 6  | 9 519 8  | 9 620 9  | 9 462 6  | 9 499 4  | 9 382 7  | 9 275 4  | 9 354 5  | 9 436 8  |           |
|  | 1981 | 9 837 8                                   | 10 088 8 | 10 415 8 | 10 510 3 | 10 601 4 | 10 675 1 | 10 470 9 | 10 567 9 | 10 586 8 | 10 645 0 | 10 792 9 | 10 996 0 |           |
| D 310290   | 1982 | 11 499 0                                  | 11 654 7 | 11 958 1 | 12 112 4 | 11 975 0 | 11 913 6 | 11 532 7 | 11 431 6 | 11 201 2 | 11 012 5 | 10 854 3 |          |           |
| Adjusted for seasonal variation -<br>Chiffres désaisonnalisés (1)<br>Shipments - Livraisons    | 1978 | 9 673 7                                   | 9 918 4  | 10 002 6 | 10 449 9 | 10 531 4 | 10 874 7 | 10 767 4 | 10 733 5 | 11 353 5 | 11 474 1 | 11 694 2 | 11 925 1 |           |
|  | 1979 | 12 020 1                                  | 12 090 2 | 12 273 9 | 12 151 3 | 12 520 6 | 12 645 4 | 12 887 0 | 13 269 1 | 13 177 8 | 13 200 0 | 13 199 2 | 13 063 8 |           |
|  | 1980 | 13 494 8                                  | 13 662 4 | 13 839 7 | 13 339 9 | 13 394 2 | 13 424 2 | 13 708 8 | 13 871 7 | 14 515 6 | 14 607 5 | 14 833 8 | 15 161 5 |           |
|  | 1981 | 14 627 6                                  | 15 199 3 | 15 564 4 | 15 932 7 | 16 096 1 | 16 517 6 | 16 617 1 | 15 929 9 | 15 993 2 | 15 800 3 | 15 667 0 | 15 332 3 |           |
| D 310030   | 1982 | 14 900 1                                  | 15 448 4 | 15 579 8 | 14 913 4 | 15 517 7 | 15 664 3 | 15 221 4 | 16 235 9 | 15 414 6 | 14 620 3 | 14 783 3 |          |           |
| New orders - Nouvelles commandes   | 1978 | 9 742 5                                   | 10 090 0 | 10 329 7 | 10 687 9 | 10 761 4 | 11 143 8 | 10 909 1 | 10 719 7 | 12 105 3 | 11 841 6 | 11 958 1 | 12 358 6 |           |
|  | 1979 | 12 541 0                                  | 12 131 8 | 12 720 1 | 12 422 6 | 12 984 5 | 12 806 5 | 13 083 4 | 13 584 4 | 12 961 1 | 13 576 6 | 13 764 6 | 13 097 9 |           |
|  | 1980 | 14 422 0                                  | 13 859 8 | 13 885 5 | 13 125 1 | 13 278 4 | 13 251 3 | 14 099 0 | 13 923 8 | 14 749 5 | 14 758 5 | 15 087 5 | 15 109 1 |           |
|  | 1981 | 14 487 0                                  | 15 405 7 | 15 538 9 | 16 216 7 | 16 214 6 | 16 717 1 | 16 937 5 | 15 731 8 | 16 218 5 | 15 570 1 | 15 232 0 | 15 107 6 |           |
| D 310083   | 1982 | 14 178 8                                  | 15 236 0 | 15 199 9 | 15 021 9 | 15 297 6 | 15 757 7 | 15 132 8 | 15 701 7 | 15 173 4 | 14 427 5 | 15 488 4 |          |           |
| Unfilled orders - Commandes en carnet  | 1978 | 11 363 5                                  | 11 535 1 | 11 862 2 | 12 100 2 | 12 330 2 | 12 599 3 | 12 741 0 | 12 727 2 | 13 479 0 | 13 846 5 | 14 110 4 | 14 543 9 |           |
|  | 1979 | 15 088 7                                  | 15 130 3 | 15 576 5 | 15 847 8 | 16 314 6 | 16 475 7 | 16 672 1 | 16 987 4 | 16 770 7 | 17 147 3 | 17 712 7 | 17 746 8 |           |
|  | 1980 | 18 674 0                                  | 18 871 4 | 18 917 2 | 18 702 4 | 18 586 6 | 18 413 7 | 18 803 9 | 18 856 0 | 19 089 9 | 19 240 9 | 19 494 6 | 19 442 2 |           |
|  | 1981 | 19 301 6                                  | 19 508 0 | 19 482 5 | 19 766 5 | 19 885 0 | 20 084 5 | 20 404 9 | 20 206 8 | 20 432 1 | 20 201 9 | 19 766 9 | 19 542 2 |           |
| D 310129   | 1982 | 18 822 0                                  | 18 609 6 | 18 229 7 | 18 338 2 | 18 118 1 | 18 211 5 | 18 122 9 | 17 588 7 | 17 347 5 | 17 154 7 | 17 859 8 |          |           |
| Inventory owned - Total - Des stocks possédés  | 1978 | 19 053 6                                  | 19 369 2 | 19 364 6 | 19 490 1 | 19 482 5 | 19 670 5 | 19 683 1 | 19 943 0 | 20 164 1 | 20 274 5 | 20 581 9 | 20 883 3 |           |
|  | 1979 | 21 237 2                                  | 21 699 8 | 22 218 5 | 22 384 7 | 23 002 1 |          |          |          |          |          |          |          |           |

TABLE 2. Estimated Value of Shipments, Orders and Inventory, in all Manufacturing Industries

TABLEAU 2. Valeur estimative des livraisons, commandes et stocks de toutes les industries manufacturières

|   |          | Month - Mois                              |          |          |          |          |          |          |          |          |          |          |          | Total |
|---|----------|---|----------|----------|----------|----------|----------|----------|----------|----------|----------|----------|----------|-------|
|   |          | Jan.                                      | Feb.     | March    | April    | May      | June     | July     | Aug.     | Sept.    | Oct.     | Nov.     | Déc.     |       |
|   |          | Janv.                                     | Fév.     | Mars     | Avril    | Mar      | Juin     | Juill.   | Août     | Sept.    | Oct.     | Nov.     | Déc.     |       |
|   |          | millions of dollars - millions de dollars |          |          |          |          |          |          |          |          |          |          |          |       |
| Inventory held - Total - Des stocks détenus | 1978     | 20,029.1                                  | 20,330.2 | 20,336.8 | 20,531.1 | 20,536.9 | 20,722.9 | 20,754.1 | 21,004.5 | 21,257.6 | 21,381.6 | 21,668.2 | 21,948.0 |       |
|   | 1979     | 22,248.1                                  | 22,739.9 | 23,226.8 | 23,419.9 | 23,997.1 | 24,502.6 | 24,905.9 | 25,353.1 | 25,906.5 | 26,388.7 | 26,780.8 | 27,367.1 |       |
|   | 1980     | 27,709.5                                  | 28,012.8 | 28,447.5 | 28,944.9 | 29,259.3 | 29,405.4 | 29,747.5 | 29,946.8 | 30,023.0 | 30,343.2 | 30,468.9 | 30,734.5 |       |
|   | 1981     | 31,316.3                                  | 31,439.4 | 32,018.1 | 32,375.8 | 32,689.6 | 33,301.0 | 33,635.2 | 34,173.1 | 34,590.4 | 35,047.8 | 35,193.6 | 35,149.7 |       |
|   | D 310175 | 1982                                      | 35,249.0 | 35,656.0 | 35,886.9 | 35,521.2 | 35,308.5 | 35,175.7 | 35,196.2 | 34,665.6 | 34,528.3 | 34,303.3 | 33,910.9 |       |
| Raw materials - Matières premières          | 1978     | 7,937.0                                   | 8,139.3  | 8,241.2  | 8,226.4  | 8,286.3  | 8,455.9  | 8,464.6  | 8,572.9  | 8,668.2  | 8,730.7  | 8,963.8  | 9,086.4  |       |
|   | 1979     | 9,218.7                                   | 9,422.2  | 9,637.4  | 9,759.8  | 10,044.2 | 10,273.7 | 10,482.9 | 10,687.9 | 10,956.9 | 11,209.4 | 11,246.0 | 11,505.8 |       |
|   | 1980     | 11,637.7                                  | 11,704.7 | 11,807.4 | 12,201.4 | 12,194.3 | 12,151.0 | 12,263.2 | 12,310.9 | 12,378.6 | 12,561.9 | 12,528.9 | 12,635.0 |       |
|   | 1981     | 12,975.9                                  | 12,955.2 | 13,228.0 | 13,468.6 | 13,510.2 | 13,786.1 | 13,894.1 | 14,213.9 | 14,285.5 | 14,428.8 | 14,437.9 | 14,469.2 |       |
|   | D 310221 | 1982                                      | 14,367.3 | 14,700.4 | 14,641.8 | 14,284.6 | 14,017.4 | 13,969.1 | 13,743.1 | 13,448.1 | 13,326.0 | 13,145.9 | 13,161.0 |       |
| Goods in process - Produits en cours        | 1978     | 5,281.8                                   | 5,305.9  | 5,300.9  | 5,425.7  | 5,420.4  | 5,487.8  | 5,545.4  | 5,644.2  | 5,733.3  | 5,768.7  | 5,786.3  | 5,896.8  |       |
|   | 1979     | 6,010.1                                   | 6,135.5  | 6,221.6  | 6,252.9  | 6,413.6  | 6,572.5  | 6,671.5  | 6,828.8  | 6,897.5  | 6,969.7  | 7,144.1  | 7,297.0  |       |
|   | 1980     | 7,400.3                                   | 7,493.6  | 7,640.4  | 7,686.1  | 7,848.0  | 7,886.3  | 7,950.1  | 8,018.1  | 7,981.2  | 8,120.5  | 8,204.2  | 8,339.4  |       |
|   | 1981     | 8,502.3                                   | 8,605.3  | 8,721.1  | 8,818.5  | 8,898.5  | 9,100.0  | 9,206.5  | 9,301.6  | 9,432.2  | 9,518.3  | 9,497.5  | 9,292.6  |       |
|   | D 310267 | 1982                                      | 9,376.4  | 9,548.6  | 9,691.8  | 9,619.4  | 9,693.2  | 9,579.5  | 9,842.5  | 9,675.3  | 9,677.3  | 9,672.7  | 9,423.3  |       |
| Finished products - Produits finis          | 1978     | 6,810.3                                   | 6,885.0  | 6,794.7  | 6,879.0  | 6,830.2  | 6,779.2  | 6,744.1  | 6,787.4  | 6,856.1  | 6,882.2  | 6,918.1  | 6,964.8  |       |
|   | 1979     | 7,019.3                                   | 7,182.2  | 7,367.8  | 7,407.2  | 7,539.3  | 7,656.4  | 7,751.5  | 7,836.4  | 8,052.1  | 8,209.6  | 8,390.7  | 8,564.3  |       |
|   | 1980     | 8,671.5                                   | 8,814.5  | 8,999.7  | 9,057.4  | 9,217.0  | 9,368.1  | 9,534.2  | 9,617.8  | 9,663.2  | 9,660.8  | 9,735.8  | 9,760.1  |       |
|   | 1981     | 9,838.1                                   | 9,878.9  | 10,069.0 | 10,088.7 | 10,280.9 | 10,414.9 | 10,534.6 | 10,657.6 | 10,872.7 | 11,100.7 | 11,258.2 | 11,387.9 |       |
|   | D 310313 | 1982                                      | 11,505.3 | 11,407.0 | 11,553.3 | 11,617.2 | 11,597.9 | 11,627.1 | 11,610.6 | 11,542.2 | 11,525.0 | 11,484.7 | 11,326.6 |       |



TABLE 3. Estimated Value of Shipments, Orders and Inventory in Manufacturing Industries grouped according to the Standard Industrial Classification

TABLEAU 3. Valeur estimative des livraisons, commandes et stocks des industries manufacturières groupées d'après la classification type des industries

|  |      | Month - Mois  |              |               |                |            |              |                |              |          |          |          |          | Total     |
|--|------|---------------|--------------|---------------|----------------|------------|--------------|----------------|--------------|----------|----------|----------|----------|-----------|
|  |      | Jan.<br>Janv. | Feb.<br>Fév. | March<br>Mars | April<br>Avril | May<br>Mai | June<br>Juin | July<br>Juill. | Aug.<br>Août | Sept.    | Oct.     | Nov.     | Dec.     |           |
| millions of dollars - millions de dollars  |      |               |              |               |                |            |              |                |              |          |          |          |          |           |
| <b>NON-DURABLE - BIENS NON DURABLES:</b>   |      |               |              |               |                |            |              |                |              |          |          |          |          |           |
| Unadjusted for seasonal variation -<br>Chiffres non-saisonnalisés:<br>Shipments - Livraisons | 1978 | 4,853.2       | 5,092.0      | 5,618.8       | 5,382.5        | 5,919.1    | 6,017.2      | 5,331.3        | 5,906.4      | 6,211.2  | 6,401.0  | 6,431.7  | 5,989.9  | 69,154.3  |
|  | 1979 | 6,122.6       | 6,117.7      | 6,796.5       | 6,472.8        | 6,934.4    | 7,079.3      | 6,504.3        | 7,039.5      | 7,194.5  | 7,665.5  | 7,385.9  | 6,758.3  | 82,060.3  |
|  | 1980 | 6,990.2       | 7,287.2      | 7,741.5       | 7,412.7        | 7,712.6    | 7,814.8      | 7,436.4        | 7,598.1      | 8,317.6  | 8,673.4  | 8,234.5  | 8,375.4  | 93,544.4  |
|  | 1981 | 7,916.2       | 8,025.4      | 8,877.8       | 8,843.0        | 8,865.4    | 9,465.9      | 8,850.9        | 8,810.8      | 9,606.5  | 9,721.9  | 9,216.2  | 8,803.8  | 107,003.8 |
|  | 1982 | 7,998.8       | 8,402.6      | 9,352.2       | 8,472.9        | 9,003.2    | 9,457.2      | 8,544.5        | 9,073.2      | 9,377.0  | 9,193.1  | 9,225.9  |          |           |
| D 310021   |      |               |              |               |                |            |              |                |              |          |          |          |          |           |
| New orders - Nouvelles commandes   | 1978 | 4,915.8       | 5,145.5      | 5,680.7       | 5,494.7        | 5,937.6    | 6,064.0      | 5,341.9        | 5,934.6      | 6,250.2  | 6,382.8  | 6,409.7  | 6,015.9  |           |
|  | 1979 | 6,194.5       | 6,169.7      | 6,849.9       | 6,482.0        | 7,095.6    | 7,040.8      | 6,532.4        | 7,011.5      | 7,141.6  | 7,655.7  | 7,308.1  | 6,762.8  |           |
|  | 1980 | 7,137.9       | 7,293.9      | 7,745.3       | 7,437.2        | 7,752.1    | 7,782.8      | 7,480.1        | 7,587.0      | 8,331.1  | 8,640.3  | 8,261.9  | 8,428.2  |           |
|  | 1981 | 7,936.8       | 8,086.5      | 8,871.2       | 8,870.3        | 8,890.4    | 9,477.4      | 8,824.2        | 8,757.1      | 9,580.0  | 9,612.8  | 9,178.7  | 8,835.0  |           |
|  | 1982 | 8,096.6       | 8,291.9      | 9,318.9       | 8,556.1        | 8,989.9    | 9,475.1      | 8,522.0        | 9,019.3      | 9,394.1  | 9,139.3  | 9,136.6  |          |           |
| D 310081   |      |               |              |               |                |            |              |                |              |          |          |          |          |           |
| Unfilled orders - Commandes en carnet  | 1978 | 1,468.2       | 1,521.8      | 1,583.6       | 1,695.8        | 1,714.3    | 1,761.1      | 1,771.7        | 1,799.9      | 1,838.9  | 1,820.7  | 1,798.7  | 1,824.6  |           |
|  | 1979 | 1,896.5       | 1,948.5      | 2,001.9       | 2,011.1        | 2,183.3    | 2,144.8      | 2,173.0        | 2,145.0      | 2,092.0  | 2,082.2  | 2,004.4  | 2,008.9  |           |
|  | 1980 | 2,156.6       | 2,163.3      | 2,167.1       | 2,191.7        | 2,231.2    | 2,199.2      | 2,242.9        | 2,231.9      | 2,245.3  | 2,212.7  | 2,239.6  | 2,342.4  |           |
|  | 1981 | 2,363.0       | 2,424.1      | 2,417.5       | 2,444.8        | 2,469.9    | 2,481.4      | 2,454.7        | 2,401.1      | 2,374.7  | 2,265.7  | 2,228.2  | 2,259.4  |           |
|  | 1982 | 2,357.2       | 2,246.5      | 2,213.2       | 2,296.4        | 2,283.0    | 2,301.0      | 2,278.4        | 2,224.5      | 2,241.6  | 2,187.7  | 2,098.4  |          |           |
| D 310127   |      |               |              |               |                |            |              |                |              |          |          |          |          |           |
| Inventory owned - Total - Des stocks possédés  | 1978 | 9,621.9       | 9,830.0      | 9,934.5       | 9,940.2        | 9,793.2    | 9,908.2      | 9,844.0        | 9,915.5      | 9,894.3  | 9,883.4  | 10,025.6 | 10,158.9 |           |
|  | 1979 | 10,386.5      | 10,577.2     | 10,863.5      | 10,888.9       | 11,000.1   | 11,225.0     | 11,282.3       | 11,476.3     | 11,601.0 | 11,804.2 | 11,963.7 | 12,247.2 |           |
|  | 1980 | 12,674.4      | 12,855.3     | 13,179.9      | 13,473.8       | 13,561.2   | 13,548.0     | 13,628.5       | 13,751.3     | 13,550.8 | 13,707.8 | 13,756.7 | 14,092.8 |           |
|  | 1981 | 14,704.7      | 14,801.5     | 15,009.0      | 15,277.7       | 15,260.4   | 15,510.2     | 15,482.8       | 15,806.3     | 15,795.9 | 15,776.3 | 15,794.9 | 15,984.8 |           |
|  | 1982 | 16,387.1      | 16,739.4     | 16,896.9      | 16,641.3       | 16,412.4   | 16,372.1     | 16,152.1       | 16,057.9     | 15,881.0 | 15,690.1 | 15,605.3 |          |           |
| D 310357   |      |               |              |               |                |            |              |                |              |          |          |          |          |           |
| Raw materials - Matières premières   | 1978 | 4,074.8       | 4,176.0      | 4,269.6       | 4,238.5        | 4,254.2    | 4,359.0      | 4,356.7        | 4,386.0      | 4,383.4  | 4,359.4  | 4,475.0  | 4,571.8  |           |
|  | 1979 | 4,655.6       | 4,750.2      | 4,835.8       | 4,837.4        | 4,928.6    | 5,038.7      | 5,126.3        | 5,239.7      | 5,263.4  | 5,409.0  | 5,479.6  | 5,617.0  |           |
|  | 1980 | 5,724.1       | 5,719.8      | 5,808.1       | 6,047.8        | 6,036.3    | 6,001.8      | 6,139.0        | 6,158.4      | 6,120.6  | 6,266.0  | 6,204.2  | 6,451.2  |           |
|  | 1981 | 6,669.0       | 6,568.6      | 6,488.7       | 6,690.3        | 6,603.1    | 6,774.6      | 6,802.4        | 6,938.5      | 6,862.7  | 6,867.7  | 6,781.4  | 6,956.4  |           |
|  | 1982 | 6,933.9       | 7,188.6      | 7,138.4       | 6,920.4        | 6,808.8    | 6,787.9      | 6,765.8        | 6,704.4      | 6,631.8  | 6,528.3  | 6,701.7  |          |           |
| D 310219   |      |               |              |               |                |            |              |                |              |          |          |          |          |           |
| Goods in process - Produits en cours   | 1978 | 1,461.4       | 1,463.0      | 1,468.5       | 1,497.2        | 1,482.5    | 1,483.7      | 1,497.0        | 1,519.5      | 1,524.0  | 1,548.4  | 1,587.3  | 1,588.5  |           |
|  | 1979 | 1,663.5       | 1,642.7      | 1,663.0       | 1,675.2        | 1,714.8    | 1,726.4      | 1,715.5        | 1,723.0      | 1,769.2  | 1,795.8  | 1,808.4  | 1,805.0  |           |
|  | 1980 | 1,862.9       | 1,885.6      | 1,926.7       | 1,951.0        | 1,989.1    | 2,003.3      | 1,965.6        | 2,006.1      | 1,975.4  | 2,030.7  | 2,075.8  | 2,035.9  |           |
|  | 1981 | 2,106.2       | 2,138.3      | 2,161.2       | 2,219.7        | 2,245.3    | 2,278.9      | 2,258.5        | 2,266.7      | 2,323.4  | 2,359.1  | 2,372.1  | 2,321.8  |           |
|  | 1982 | 2,447.8       | 2,534.9      | 2,518.0       | 2,464.6        | 2,460.9    | 2,454.0      | 2,404.3        | 2,423.8      | 2,437.8  | 2,444.8  | 2,411.4  |          |           |
| D 310265   |      |               |              |               |                |            |              |                |              |          |          |          |          |           |
| Finished products - Produits finis   | 1978 | 4,085.6       | 4,190.9      | 4,196.3       | 4,204.4        | 4,056.4    | 4,065.4      | 3,990.2        | 4,009.9      | 3,986.8  | 3,975.6  | 3,963.1  | 3,998.5  |           |
|  | 1979 | 4,067.3       | 4,184.2      | 4,364.6       | 4,376.2        | 4,356.6    | 4,459.9      | 4,440.4        | 4,513.5      | 4,566.3  | 4,599.2  | 4,675.7  | 4,825.2  |           |
|  | 1980 | 5,087.4       | 5,249.8      | 5,445.0       | 5,474.9        | 5,535.7    | 5,542.8      | 5,523.8        | 5,586.8      | 5,454.7  | 5,411.0  | 5,476.6  | 5,605.6  |           |
|  | 1981 | 5,929.4       | 6,094.5      | 6,358.9       | 6,367.6        | 6,411.8    | 6,456.6      | 6,421.8        | 6,601.1      | 6,609.7  | 6,549.5  | 6,641.3  | 6,706.5  |           |
|  | 1982 | 7,005.4       | 7,015.8      | 7,240.6       | 7,256.3        | 7,142.7    | 7,130.2      | 6,982.1        | 6,929.8      | 6,811.4  | 6,716.9  | 6,692.3  |          |           |
| D 310311   |      |               |              |               |                |            |              |                |              |          |          |          |          |           |
| Adjusted for seasonal variation -<br>Chiffres désaisonnalisés(1):<br>Shipments - Livraisons  | 1978 | 5,212.3       | 5,344.0      | 5,392.5       | 5,552.6        | 5,672.5    | 5,721.0      | 5,724.8        | 5,841.3      | 6,030.2  | 6,128.3  | 6,243.0  | 6,317.8  |           |
|  | 1979 | 6,431.9       | 6,431.2      | 6,571.9       | 6,626.2        | 6,843.1    | 6,840.4      | 6,908.1        | 7,010.0      | 7,087.9  | 7,173.9  | 7,180.4  | 7,124.0  |           |
|  | 1980 | 7,311.7       | 7,401.7      | 7,640.2       | 7,406.3        | 7,534.2    | 7,617.3      | 7,698.8        | 7,825.5      | 7,963.2  | 8,087.5  | 8,239.4  | 8,502.8  |           |
|  | 1981 | 8,369.1       | 8,466.0      | 8,662.0       | 8,846.7        | 8,871.0    | 9,051.2      | 9,195.2        | 9,089.3      | 9,196.8  | 9,178.6  | 9,141.7  | 8,887.7  |           |
|  | 1982 | 8,616.3       | 8,874.1      | 8,983.1       | 8,511.1        | 9,019.2    | 9,023.8      | 8,953.8        | 9,251.1      | 9,955.9  | 8,869.2  | 8,960.7  |          |           |
| D 310051   | 2    |               |              |               |                |            |              |                |              |          |          |          |          |           |
| New orders - Nouvelles commandes   | 1978 | 5,238.5       | 5,393.6      | 5,434.8       | 5,636.8        | 5,672.5    | 5,778.6      | 5,731.5        | 5,897.0      | 6,093.9  | 6,125.7  | 6,266.2  | 6,353.8  |           |
|  | 1979 | 6,452.3       | 6,467.2      | 6,602.5       | 6,599.6        | 6,790.8    | 6,821.5      | 6,935.3        | 7,022.8      | 7,057.4  | 7,193.7  | 7,149.4  | 7,120.2  |           |
|  | 1980 | 7,408.9       | 7,388.2      | 7,627.8       | 7,398.7        | 7,540.5    | 7,610.1      | 7,733.9        | 7,855.7      | 8,007.9  | 8,096.2  | 8,315.5  | 8,597.7  |           |
|  | 1981 | 8,320.6       | 8,506.6      | 8,631.2       | 8,836.6        | 8,864.7    | 9,092.0      | 9,158.5        | 9,086.4      | 9,203.5  | 9,115.2  | 9,150.1  | 8,906.1  |           |
|  | 1982 | 8,643.3       | 8,745.0      | 8,947.3       | 8,554.5        | 8,972.4    | 9,056.6      | 8,920.1        | 9,232.6      | 9,000.6  | 8,865.7  | 8,914.3  |          |           |
| D 310104   | 2    |               |              |               |                |            |              |                |              |          |          |          |          |           |
| Unfilled orders - Commandes en carnet  | 1978 | 1,485.2       | 1,534.8      | 1,577.1       | 1,661.3        | 1,661.3    | 1,718.9      | 1,725.6        | 1,781.3      | 1,845.0  | 1,842.4  | 1,865.6  | 1,901.6  |           |
|  | 1979 | 1,921.6       | 1,957.6      | 1,988.2       | 1,961.6        | 2,109.3    | 2,090.4      | 2,117.6        | 2,130.4      | 2,099.9  | 2,119.7  | 2,089.0  | 2,085.2  |           |
|  | 1980 | 2,182.4       | 2,168.9      | 2,155.5       | 2,148.9        | 2,155.2    | 2,148.0      | 2,182.9        | 2,213.1      | 2,257.8  | 2,266.5  | 2,342.6  | 2,437.5  |           |
|  | 1981 | 2,389.0       | 2,429.6      | 2,398.8       | 2,368.7        | 2,382.4    | 2,423.2      | 2,386.5        | 2,383.6      | 2,390.3  | 2,326.9  | 2,335.3  | 2,353.7  |           |
|  | 1982 | 2,381.4       | 2,252.3      | 2,216.5       | 2,259.9        | 2,213.1    | 2,245.9      | 2,212.2        | 2,193.7      | 2,238.4  | 2,234.9  | 2,188.5  |          |           |
| D 310150   | 2    |               |              |               |                |            |              |                |              |          |          |          |          |           |
| Inventory owned - Total - Des stocks possédés  | 1978 | 9,585.0       | 9,754.9      | 9,769.7       | 9,813.9        | 9,754.8    | 9,857.3      | 9,822.5        | 9,890.4      | 9,998.4  | 10,038.8 | 10,163.1 | 10,227.0 |           |
|  | 1979 | 10,322.6      | 10,486.7     | 10,693.9      | 10,717.1       | 10,907.0   | 11,138.7     | 11,273.2       | 11,460.2     | 11,746.3 | 12,041.0 | 12,189.2 | 12,416.2 |           |
|  | 1980 | 12,606.7      | 12,742.4     | 12,974.4      | 13,257.2       | 13,443.8   | 13,453.8     | 13,639.7       | 13,734.5     | 13,721.9 | 13,974.4 | 14,013.7 | 14,290.4 |           |
|  | 1981 | 14,602.9      | 14,657.5     | 14,762.0      | 15,030.4       | 15,134.6   | 15,405.5     | 15,487.8       | 15,765.5     | 15,983.9 | 16,126.0 | 16,146.0 | 16,250.8 |           |
|  | 1982 | 16,275.7      | 16,553.6     | 16,591.5      | 16,349.9       | 16,271.1   | 16,263.8     | 16,181.8       | 16,046.3     | 16,109.7 | 16,055.5 | 16,161.4 |          |           |
| D 310380   | 1    |               |              |               |                |            |              |                |              |          |          |          |          |           |
| Raw materials - Matières premières   | 1978 | 4,055.3       | 4,176.8      | 4,261.3       | 4,244.3        | 4,272.8    | 4,371.9      | 4,321.0        | 4,348.4      | 4,407.7  | 4,398.7  | 4,509.3  | 4,537.8  |           |
|  | 1979 | 4,613.6       | 4,740.9      | 4,816.7       | 4,814.3        | 4,924.9    | 5,035.2      | 5,091.9        | 5,208.8      | 5,309.6  | 5,482.8  | 5,544.6  | 5,607.4  |           |
|  | 1980 | 5,671.8       | 5,698.8      | 5,782.0       | 6,017.3        | 6,044.8    | 6,009.1      | 6,111.2        | 6,130.7      | 6,177.4  | 6,339.6  | 6,269.1  | 6,433.6  |           |
|  | 1981 | 6,593.2       | 6,537.7      | 6,456.3       | 6,662.7        | 6,618.1    | 6,790.7      | 6,778.4        | 6,910.2      | 6,918.5  |          |          |          |           |

TABLE 3. Estimated Value of Shipments, Orders and Inventory in Manufacturing Industries grouped according to the Standard Industrial Classification

TABLEAU 3. Valeur estimative des livraisons, commandes et stocks des industries manufacturières groupées d'après la classification type des industries

|   |      | Month - Mois |          |          |          |          |          |          |          |          |          |          |          | Total    |
|---|------|--------------|----------|----------|----------|----------|----------|----------|----------|----------|----------|----------|----------|----------|
|   |      | Jan          | Feb.     | March    | April    | May      | June     | July     | Aug      | Sept     | Oct      | Nov      | Déc.     |          |
|   |      | Janv         | Fév.     | Mars     | Avril    | Mai      | Jun      | Juill.   | Août     |          |          |          |          |          |
| millions of dollars - millions de dollars                         |      |              |          |          |          |          |          |          |          |          |          |          |          |          |
| <b>DURABLE - BIENS DURABLES:</b>                                  |      |              |          |          |          |          |          |          |          |          |          |          |          |          |
| Unadjusted for seasonal variation -<br>Chiffres non-saisonnalisés | 1978 | 4 108.8      | 4 312.5  | 5 170.2  | 4 959.3  | 5 304.0  | 5 672.0  | 4 344.5  | 4 419.2  | 5 441.3  | 5 637.1  | 5 702.4  | 5 069.0  | 60 140.3 |
| Shipments - Livraisons  | 1979 | 5 305.1      | 5 341.6  | 6 329.1  | 5 660.3  | 6 419.3  | 6 269.8  | 5 212.3  | 5 712.8  | 6 078.1  | 6 553.2  | 6 171.3  | 5 372.6  | 70 425.5 |
|   | 1980 | 5 851.3      | 6 108.2  | 6 771.3  | 6 273.0  | 6 193.3  | 6 199.7  | 5 467.6  | 5 291.5  | 6 717.1  | 7 110.3  | 6 582.9  | 6 299.0  | 74 865.2 |
|   | 1981 | 5 750.7      | 6 366.2  | 7 633.5  | 7 519.1  | 7 482.2  | 8 115.1  | 6 667.7  | 5 925.1  | 7 086.8  | 7 050.3  | 6 592.2  | 6 119.1  | 82 308.0 |
|   | 1982 | 5 640.8      | 6 225.4  | 7 580.2  | 6 673.5  | 6 749.2  | 7 336.3  | 5 457.9  | 6 035.5  | 6 736.6  | 5 999.6  | 6 006.7  |          |          |
| D 310022  |      |              |          |          |          |          |          |          |          |          |          |          |          |          |
| New orders - Nouvelles commandes                                  | 1978 | 4 472.5      | 4 470.5  | 5 568.3  | 5 097.5  | 5 493.4  | 5 747.7  | 4 437.8  | 4 421.8  | 6 019.9  | 5 923.4  | 5 880.0  | 5 318.5  |          |
|   | 1979 | 6 332.7      | 5 503.3  | 6 888.2  | 5 986.0  | 6 505.6  | 6 188.0  | 5 236.2  | 6 047.0  | 5 836.7  | 6 757.6  | 6 722.3  | 5 332.4  |          |
|   | 1980 | 7 350.4      | 6 525.2  | 7 021.9  | 6 092.8  | 5 717.4  | 5 718.0  | 5 632.6  | 6 351.6  | 6 854.9  | 7 117.4  | 6 717.7  | 6 093.7  |          |
|   | 1981 | 6 346.1      | 6 708.8  | 7 831.6  | 7 835.2  | 7 309.4  | 7 912.6  | 6 818.6  | 5 807.3  | 7 247.2  | 6 734.9  | 6 120.5  | 5 828.8  |          |
|   | 1982 | 5 536.7      | 6 289.2  | 7 443.5  | 6 728.1  | 6 326.3  | 7 073.6  | 5 238.9  | 5 597.9  | 6 379.2  | 5 689.3  | 6 693.2  |          |          |
| D 310087  |      |              |          |          |          |          |          |          |          |          |          |          |          |          |
| Unfilled orders - Commandes en carnet                             | 1978 | 9 930.0      | 10 088.0 | 10 486.1 | 10 624.2 | 10 813.6 | 10 888.9 | 10 982.2 | 10 984.8 | 11 563.4 | 11 849.8 | 12 027.4 | 12 276.9 |          |
|   | 1979 | 13 304.6     | 13 466.3 | 14 025.5 | 14 351.2 | 14 437.5 | 14 355.7 | 14 379.6 | 14 713.7 | 14 472.3 | 14 676.7 | 15 227.7 | 15 187.5 |          |
|   | 1980 | 16 686.6     | 17 103.7 | 17 354.3 | 17 174.1 | 16 698.2 | 16 216.4 | 16 381.4 | 16 441.5 | 16 579.4 | 16 586.5 | 16 721.3 | 16 516.0 |          |
|   | 1981 | 17 111.4     | 17 453.9 | 17 652.0 | 17 968.7 | 17 795.4 | 17 592.8 | 17 743.8 | 17 626.0 | 17 786.5 | 17 471.1 | 16 999.3 | 16 709.1 |          |
|   | 1982 | 16 605.0     | 16 668.9 | 16 532.2 | 16 586.9 | 16 164.0 | 15 901.3 | 15 682.4 | 15 244.8 | 14 887.4 | 14 577.1 | 15 263.5 |          |          |
| D 310128  |      |              |          |          |          |          |          |          |          |          |          |          |          |          |
| Inventory owned - Total - Des stocks possédés                     | 1978 | 9 580.6      | 9 829.6  | 9 798.7  | 9 894.2  | 9 842.0  | 9 821.0  | 9 636.0  | 9 894.3  | 9 987.5  | 10 054.8 | 10 300.5 | 10 642.3 |          |
|   | 1979 | 11 022.8     | 11 432.2 | 11 726.4 | 11 912.8 | 12 249.4 | 12 360.9 | 12 309.9 | 12 643.3 | 12 894.8 | 13 076.6 | 13 318.1 | 13 816.3 |          |
|   | 1980 | 14 070.3     | 14 325.3 | 14 463.6 | 14 756.5 | 14 767.2 | 14 743.8 | 14 603.3 | 14 806.3 | 14 836.4 | 14 831.9 | 14 916.6 | 15 016.3 |          |
|   | 1981 | 15 385.8     | 15 580.2 | 15 878.0 | 16 076.6 | 16 235.4 | 16 426.3 | 16 284.9 | 16 677.4 | 16 762.0 | 17 021.4 | 17 205.2 | 17 397.2 |          |
|   | 1982 | 17 686.9     | 17 860.5 | 17 922.5 | 17 936.4 | 17 774.5 | 17 470.1 | 17 137.3 | 16 985.2 | 16 652.5 | 16 442.2 | 16 044.3 |          |          |
| D 310358  |      |              |          |          |          |          |          |          |          |          |          |          |          |          |
| Inventory held but not owned - Stocks détenus mais non possédés   | 1978 | 959.8        | 956.6    | 950.6    | 1 025.8  | 1 062.4  | 1 048.9  | 1 089.8  | 1 076.8  | 1 096.6  | 1 132.7  | 1 115.7  | 1 040.2  |          |
|   | 1979 | 1 000.5      | 1 038.1  | 978.6    | 1 017.6  | 997.8    | 1 031.7  | 1 104.8  | 1 116.0  | 1 161.7  | 1 077.1  | 1 138.6  | 1 093.0  |          |
|   | 1980 | 1 148.9      | 1 196.2  | 1 198.1  | 1 196.3  | 1 240.1  | 1 264.9  | 1 253.4  | 1 258.5  | 1 216.5  | 1 298.7  | 1 364.9  | 1 369.3  |          |
|   | 1981 | 1 447.0      | 1 451.7  | 1 520.7  | 1 521.2  | 1 520.4  | 1 520.9  | 1 584.7  | 1 610.7  | 1 588.4  | 1 655.4  | 1 664.4  | 1 472.7  |          |
|   | 1982 | 1 400.7      | 1 475.3  | 1 506.1  | 1 518.5  | 1 491.3  | 1 513.8  | 1 588.3  | 1 517.8  | 1 494.5  | 1 543.4  | 1 506.0  |          |          |
| D 310388  |      |              |          |          |          |          |          |          |          |          |          |          |          |          |
| Inventory held - Total - Des stocks détenus                       | 1978 | 10 540.5     | 10 786.3 | 10 749.4 | 10 920.0 | 10 904.5 | 10 870.0 | 10 725.9 | 10 971.1 | 11 084.1 | 11 187.6 | 11 416.2 | 11 682.5 |          |
|   | 1979 | 12 023.3     | 12 470.4 | 12 705.0 | 12 930.5 | 13 247.3 | 13 392.4 | 13 414.7 | 13 759.3 | 13 956.6 | 14 153.8 | 14 456.8 | 14 909.3 |          |
|   | 1980 | 15 219.2     | 15 521.6 | 15 661.7 | 15 952.9 | 16 007.4 | 16 008.8 | 15 856.8 | 16 064.9 | 16 052.9 | 16 130.7 | 16 281.5 | 16 385.5 |          |
|   | 1981 | 16 832.8     | 17 032.0 | 17 398.7 | 17 597.8 | 17 755.9 | 17 947.2 | 17 869.6 | 18 288.2 | 18 350.5 | 18 676.8 | 18 869.7 | 18 869.7 |          |
|   | 1982 | 19 087.6     | 19 335.8 | 19 428.6 | 19 454.9 | 19 265.7 | 18 983.9 | 18 725.6 | 18 503.0 | 18 147.0 | 17 985.6 | 17 550.3 |          |          |
| D 310174  |      |              |          |          |          |          |          |          |          |          |          |          |          |          |
| Raw materials - Matières premières                                | 1978 | 3 917.5      | 3 948.8  | 3 953.4  | 3 943.3  | 3 988.4  | 4 052.9  | 4 139.7  | 4 252.8  | 4 275.9  | 4 325.8  | 4 452.0  | 4 654.1  |          |
|   | 1979 | 4 631.6      | 4 655.2  | 4 770.0  | 4 903.3  | 5 106.7  | 5 194.1  | 5 388.8  | 5 537.0  | 5 681.5  | 5 717.8  | 5 695.0  | 6 015.1  |          |
|   | 1980 | 5 987.5      | 5 965.7  | 5 960.6  | 6 131.1  | 6 146.2  | 6 093.9  | 6 148.9  | 6 254.0  | 6 249.4  | 6 209.4  | 6 249.3  | 6 315.7  |          |
|   | 1981 | 6 404.7      | 6 365.9  | 6 657.3  | 6 724.6  | 6 883.2  | 6 934.3  | 7 114.0  | 7 399.7  | 7 423.2  | 7 474.5  | 7 594.0  | 7 705.3  |          |
|   | 1982 | 7 538.7      | 7 473.2  | 7 402.6  | 7 297.7  | 7 163.0  | 7 089.5  | 6 997.8  | 6 858.3  | 6 683.4  | 6 526.0  | 6 391.5  |          |          |
| D 310220  |      |              |          |          |          |          |          |          |          |          |          |          |          |          |
| Goods in process - Produits en cours                              | 1978 | 3 873.5      | 3 963.6  | 3 916.1  | 3 995.7  | 3 942.4  | 3 950.4  | 3 896.2  | 4 063.5  | 4 150.2  | 4 218.8  | 4 242.0  | 4 268.0  |          |
|   | 1979 | 4 431.3      | 4 640.7  | 4 658.0  | 4 667.9  | 4 710.5  | 4 797.3  | 4 777.9  | 5 016.3  | 5 032.3  | 5 152.9  | 5 360.6  | 5 437.4  |          |
|   | 1980 | 5 648.1      | 5 798.3  | 5 832.8  | 5 850.0  | 5 877.0  | 5 836.8  | 5 769.0  | 5 898.2  | 5 882.5  | 6 056.9  | 6 154.3  | 6 238.6  |          |
|   | 1981 | 6 519.7      | 6 671.6  | 6 684.4  | 6 730.4  | 6 683.0  | 6 794.4  | 6 706.4  | 6 921.6  | 6 950.2  | 7 106.8  | 7 174.0  | 6 875.1  |          |
|   | 1982 | 7 055.2      | 7 223.8  | 7 308.5  | 7 301.2  | 7 270.5  | 7 110.9  | 7 177.2  | 7 142.9  | 7 073.9  | 7 164.1  | 6 996.7  |          |          |
| D 310266  |      |              |          |          |          |          |          |          |          |          |          |          |          |          |
| Finished products - Produits finis                                | 1978 | 2 749.4      | 2 873.8  | 2 879.9  | 2 980.8  | 2 973.6  | 2 866.7  | 2 689.9  | 2 654.7  | 2 657.9  | 2 642.9  | 2 722.2  | 2 750.4  |          |
|   | 1979 | 2 960.3      | 3 174.4  | 3 276.9  | 3 359.2  | 3 429.9  | 3 400.9  | 3 247.9  | 3 206.0  | 3 242.7  | 3 283.1  | 3 401.1  | 3 456.8  |          |
|   | 1980 | 3 583.5      | 3 757.5  | 3 868.2  | 3 971.7  | 3 984.0  | 4 078.0  | 3 938.7  | 3 912.6  | 3 927.9  | 3 864.3  | 3 877.8  | 3 831.2  |          |
|   | 1981 | 3 908.3      | 3 994.3  | 4 056.9  | 4 142.7  | 4 189.5  | 4 218.5  | 4 049.1  | 3 966.8  | 3 971.1  | 4 095.5  | 4 151.6  | 4 289.4  |          |
|   | 1982 | 4 493.6      | 4 638.8  | 4 717.5  | 4 856.0  | 4 832.2  | 4 783.5  | 4 550.6  | 4 501.8  | 4 389.8  | 4 295.6  | 4 162.0  |          |          |
| D 310312  |      |              |          |          |          |          |          |          |          |          |          |          |          |          |
| Adjusted for seasonal variation -<br>Chiffres désaisonnalisés(1)  | 1978 | 4 461.4      | 4 574.4  | 4 610.1  | 4 897.3  | 4 858.9  | 5 153.7  | 5 042.6  | 4 892.2  | 5 323.3  | 5 345.8  | 5 451.2  | 5 607.3  |          |
| Shipments - Livraisons  | 1979 | 5 588.2      | 5 659.0  | 5 707.0  | 5 525.1  | 5 877.5  | 5 805.0  | 5 978.9  | 6 259.1  | 6 089.9  | 6 026.1  | 6 019.4  | 5 939.8  |          |
|   | 1980 | 6 183.1      | 6 260.7  | 6 199.5  | 5 933.6  | 5 860.0  | 5 806.9  | 6 010.0  | 6 046.2  | 6 552.4  | 6 520.0  | 6 594.4  | 6 658.7  |          |
|   | 1981 | 6 258.5      | 6 733.3  | 6 902.4  | 7 086.0  | 7 225.1  | 7 466.4  | 7 421.9  | 6 840.6  | 6 796.4  | 6 621.7  | 6 525.3  | 6 444.6  |          |
|   | 1982 | 6 283.8      | 6 574.3  | 6 596.7  | 6 402.3  | 6 498.5  | 6 640.5  | 6 267.6  | 6 984.8  | 6 458.7  | 6 571.1  | 5 822.6  |          |          |
| D 310052  | 3    |              |          |          |          |          |          |          |          |          |          |          |          |          |
| New orders - Nouvelles commandes                                  | 1978 | 4 504.0      | 4 696.4  | 4 894.9  | 5 051.1  | 5 088.9  | 5 365.2  | 5 177.6  | 4 822.7  | 6 011.4  | 5 715.9  | 5 691.9  | 6 004.8  |          |
|   | 1979 | 6 088.7      | 5 664.6  | 6 117.6  | 5 823.0  | 6 196.6  | 5 985.0  | 6 148.1  | 6 561.6  | 5 903.7  | 6 382.9  | 6 615.2  | 5 977.7  |          |
|   | 1980 | 7 013.1      | 6 471.6  | 6 257.7  | 5 726.4  | 5 737.9  | 5 641.2  | 6 365.3  | 6 068.1  | 6 741.6  | 6 662.3  | 6 772.0  | 6 511.4  |          |
|   | 1981 | 6 166.4      | 6 899.1  | 6 907.7  | 7 380.1  | 7 349.9  | 7 625.1  | 7 779.0  | 6 645.4  | 7 015.0  | 6 454.9  | 6 081.9  | 6 201.5  |          |
|   | 1982 | 5 535.5      | 6 491.0  | 6 252.6  | 6 467.4  | 6 325.2  | 6 701.1  | 6 212.7  | 6 469.1  | 6 172.8  | 5 561.8  | 6 574.1  |          |          |
| D 310105  | 6    |              |          |          |          |          |          |          |          |          |          |          |          |          |
| Unfilled orders - Commandes en carnet                             | 1978 | 9 878.3      | 10 000.3 | 10 285.1 | 10 438.9 | 10 668.9 | 10 880.4 | 11 015.4 | 10 945.9 | 11 634.0 | 12 004.1 | 12 244.8 | 12 642.3 |          |
|   | 1979 | 13 167.1     | 13 172.7 | 13 588.3 | 13 886.2 | 14 205.3 | 14 385.3 | 14 554.5 | 14 857.0 | 14 670.8 | 15 027.6 | 15 623.7 | 15 661.6 |          |
|   | 1980 | 16 491.6     | 16 702.5 | 16 760.7 | 16 553.5 | 16 431.4 | 16 265.7 | 16 621.0 | 16 642.9 | 16 832.1 | 16 974.4 | 17 152.0 | 17 004.7 |          |
|   | 1981 |              |          |          |          |          |          |          |          |          |          |          |          |          |

TABLE 3. Estimated Value of Shipments, Orders and Inventory in Manufacturing Industries grouped according to the Standard Industrial Classification

TABLEAU 3. Valeur estimative des livraisons, commandes et stocks des industries manufacturières groupées d'après la classification type des industries

|   |    | Month - Mois                              |          |          |          |          |          |          |          |          |          |          |          | Total    |
|---|----|---|----------|----------|----------|----------|----------|----------|----------|----------|----------|----------|----------|----------|
|   |    | Jan.                                      | Feb.     | March    | April    | May      | June     | July     | Aug.     | Sept.    | Oct.     | Nov.     | Dec.     |          |
|   |    | Janv.                                     | Fév.     | Mars     | Avril    | Mai      | Jun      | Juill.   | Août     | Sept.    | Oct.     | Nov.     | Déc.     |          |
|   |    | millions of dollars - millions de dollars |          |          |          |          |          |          |          |          |          |          |          |          |
| Inventory held - Total - Des stocks détenus                                 |    | 1978                                      | 10,444.1 | 10,575.3 | 10,567.1 | 10,717.2 | 10,782.1 | 10,865.6 | 10,931.6 | 11,114.1 | 11,259.2 | 11,342.8 | 11,505.1 | 11,721.0 |
|   |    | 1979                                      | 11,925.5 | 12,253.2 | 12,532.9 | 12,702.8 | 13,090.1 | 13,363.9 | 13,632.7 | 13,892.9 | 14,160.2 | 14,347.7 | 14,591.6 | 14,950.9 |
|   |    | 1980                                      | 15,102.8 | 15,270.4 | 15,473.1 | 15,687.7 | 15,815.5 | 15,951.6 | 16,107.8 | 16,212.3 | 16,301.1 | 16,364.8 | 16,455.2 | 16,444.1 |
|   |    | 1981                                      | 16,713.4 | 16,781.9 | 17,256.1 | 17,345.4 | 17,555.0 | 17,895.5 | 18,147.4 | 18,407.6 | 18,606.5 | 18,921.8 | 19,047.6 | 18,898.9 |
| D 310197  | 1  | 1982                                      | 18,973.3 | 19,102.4 | 19,295.4 | 19,171.3 | 19,037.4 | 18,911.9 | 19,014.4 | 18,619.3 | 18,418.6 | 18,247.8 | 17,749.5 |          |
| Raw materials - Matières premières  |    | 1978                                      | 3,881.7  | 3,962.5  | 3,979.9  | 3,982.1  | 4,013.5  | 4,084.0  | 4,143.6  | 4,224.5  | 4,260.5  | 4,332.0  | 4,454.5  | 4,548.6  |
|   |    | 1979                                      | 4,605.1  | 4,681.3  | 4,820.9  | 4,945.5  | 5,119.3  | 5,238.5  | 5,391.0  | 5,479.1  | 5,647.3  | 5,726.6  | 5,701.4  | 5,898.4  |
|   |    | 1980                                      | 5,965.9  | 6,005.9  | 6,025.4  | 6,184.1  | 6,149.5  | 6,141.9  | 6,152.0  | 6,180.2  | 6,201.2  | 6,222.3  | 6,259.8  | 6,201.4  |
|   |    | 1981                                      | 6,382.7  | 6,417.5  | 6,771.7  | 6,805.9  | 6,892.1  | 6,995.4  | 7,115.7  | 7,303.7  | 7,367.0  | 7,478.3  | 7,584.6  | 7,527.2  |
| D 310243  | 1  | 1982                                      | 7,511.3  | 7,554.2  | 7,544.9  | 7,388.6  | 7,177.6  | 7,154.9  | 6,995.3  | 6,765.6  | 6,631.6  | 6,530.4  | 6,388.8  |          |
| Goods in process - Produits en cours  |    | 1978                                      | 3,833.5  | 3,855.4  | 3,848.4  | 3,940.7  | 3,951.5  | 4,011.4  | 4,030.1  | 4,106.6  | 4,195.6  | 4,218.2  | 4,204.8  | 4,300.0  |
|   |    | 1979                                      | 4,364.1  | 4,507.2  | 4,575.7  | 4,597.7  | 4,722.4  | 4,859.4  | 4,938.0  | 5,080.8  | 5,113.2  | 5,168.9  | 5,336.1  | 5,463.6  |
|   |    | 1980                                      | 5,547.3  | 5,617.8  | 5,730.0  | 5,758.8  | 5,887.0  | 5,893.7  | 5,955.9  | 5,976.3  | 5,992.1  | 6,090.5  | 6,142.7  | 6,272.7  |
|   |    | 1981                                      | 6,410.2  | 6,477.4  | 6,574.7  | 6,622.8  | 6,683.5  | 6,844.3  | 6,926.0  | 6,997.6  | 7,086.7  | 7,154.5  | 7,122.0  | 6,929.2  |
| D 310289  | 1  | 1982                                      | 6,945.4  | 7,025.6  | 7,187.3  | 7,177.9  | 7,263.9  | 7,150.7  | 7,412.7  | 7,208.5  | 7,214.3  | 7,220.1  | 7,007.0  |          |
| Finished products - Produits finis  |    | 1978                                      | 2,728.9  | 2,757.4  | 2,738.8  | 2,794.4  | 2,817.1  | 2,770.2  | 2,757.9  | 2,783.0  | 2,803.1  | 2,792.6  | 2,845.8  | 2,872.4  |
|   |    | 1979                                      | 2,956.3  | 3,064.7  | 3,136.5  | 3,159.6  | 3,248.4  | 3,266.0  | 3,303.7  | 3,333.0  | 3,399.7  | 3,452.2  | 3,554.1  | 3,588.9  |
|   |    | 1980                                      | 3,589.6  | 3,646.7  | 3,717.7  | 3,744.8  | 3,779.0  | 3,916.0  | 3,999.9  | 4,058.8  | 4,107.8  | 4,052.0  | 4,052.7  | 3,970.0  |
|   |    | 1981                                      | 3,970.5  | 3,887.0  | 3,909.7  | 3,916.7  | 3,979.4  | 4,055.8  | 4,105.7  | 4,106.3  | 4,152.8  | 4,289.0  | 4,341.0  | 4,442.5  |
| D 310335  | 2  | 1982                                      | 4,516.6  | 4,522.7  | 4,563.2  | 4,604.8  | 4,595.9  | 4,606.3  | 4,606.4  | 4,645.2  | 4,572.7  | 4,497.3  | 4,353.7  |          |
| <b>FOOD AND BEVERAGES INDUSTRIES - INDUSTRIES DES ALIMENTS ET BOISSONS:</b> |    |   |          |          |          |          |          |          |          |          |          |          |          |          |
| Unadjusted for seasonal variation - Chiffres non-désaisonnalisés            |    | 1978                                      | 1,476.6  | 1,580.4  | 1,740.6  | 1,701.3  | 1,897.7  | 1,942.6  | 1,754.3  | 1,896.6  | 2,000.6  | 2,018.2  | 2,030.7  | 1,915.5  |
| Shipments - Livraisons  |    | 1979                                      | 1,817.0  | 1,872.4  | 2,084.4  | 2,003.2  | 2,164.4  | 2,241.7  | 2,085.3  | 2,175.4  | 2,239.9  | 2,325.7  | 2,252.0  | 2,110.3  |
|   |    | 1980                                      | 2,049.4  | 2,066.8  | 2,173.7  | 2,179.9  | 2,382.6  | 2,405.8  | 2,386.2  | 2,420.2  | 2,571.5  | 2,661.6  | 2,507.1  | 2,508.4  |
|   |    | 1981                                      | 2,325.0  | 2,337.3  | 2,557.1  | 2,585.6  | 2,667.4  | 2,763.4  | 2,732.9  | 2,658.4  | 2,828.7  | 2,790.9  | 2,723.2  | 2,610.7  |
| D 310001  | 01 | 1982                                      | 2,292.5  | 2,431.1  | 2,733.4  | 2,626.0  | 2,829.6  | 2,963.4  | 2,809.5  | 2,853.9  | 2,967.2  | 2,858.4  | 2,862.6  |          |
| Inventory owned - Total - Des stocks possédés                               |    | 1978                                      | 2,417.4  | 2,400.2  | 2,383.7  | 2,431.7  | 2,412.0  | 2,416.2  | 2,403.3  | 2,570.6  | 2,622.8  | 2,687.4  | 2,721.5  | 2,691.1  |
|   |    | 1979                                      | 2,780.1  | 2,767.4  | 2,763.8  | 2,750.8  | 2,726.7  | 2,721.5  | 2,821.6  | 2,933.4  | 3,056.9  | 3,067.9  | 3,071.9  | 3,048.6  |
|   |    | 1980                                      | 3,153.2  | 3,098.2  | 3,152.0  | 3,202.3  | 3,216.7  | 3,149.6  | 3,253.6  | 3,312.1  | 3,336.0  | 3,474.5  | 3,536.5  | 3,523.9  |
|   |    | 1981                                      | 3,591.8  | 3,514.6  | 3,492.5  | 3,465.8  | 3,434.2  | 3,452.1  | 3,433.2  | 3,574.8  | 3,647.8  | 3,654.2  | 3,662.6  | 3,584.9  |
| D 310337  |    | 1982                                      | 3,611.4  | 3,567.1  | 3,587.7  | 3,575.7  | 3,553.2  | 3,517.5  | 3,505.4  | 3,615.6  | 3,661.7  | 3,731.5  | 3,701.4  |          |
| Raw materials - Matières premières  |    | 1978                                      | 873.8    | 871.0    | 872.8    | 908.5    | 916.9    | 922.4    | 936.6    | 942.8    | 921.0    | 950.3    | 995.7    | 1,009.8  |
|   |    | 1979                                      | 1,081.5  | 1,091.4  | 1,053.6  | 1,071.5  | 1,070.4  | 1,047.1  | 1,108.7  | 1,126.8  | 1,152.0  | 1,140.9  | 1,151.5  | 1,157.7  |
|   |    | 1980                                      | 1,231.1  | 1,172.1  | 1,213.8  | 1,248.8  | 1,273.4  | 1,232.8  | 1,298.7  | 1,286.6  | 1,269.1  | 1,356.4  | 1,416.7  | 1,433.5  |
|   |    | 1981                                      | 1,473.2  | 1,413.6  | 1,359.1  | 1,325.7  | 1,305.4  | 1,308.7  | 1,321.7  | 1,318.4  | 1,304.7  | 1,321.1  | 1,305.4  | 1,346.9  |
| D 310199  |    | 1982                                      | 1,342.1  | 1,326.1  | 1,341.8  | 1,322.7  | 1,292.8  | 1,276.7  | 1,280.7  | 1,278.2  | 1,262.6  | 1,305.6  | 1,298.2  |          |
| Goods in process - Produits en cours  |    | 1978                                      | 535.1    | 529.3    | 525.6    | 540.0    | 528.4    | 521.2    | 520.4    | 534.0    | 545.8    | 556.9    | 569.0    | 565.8    |
|   |    | 1979                                      | 595.3    | 582.8    | 581.6    | 588.0    | 586.9    | 586.9    | 591.4    | 588.0    | 607.9    | 609.9    | 621.6    | 614.3    |
|   |    | 1980                                      | 618.5    | 626.8    | 635.5    | 641.7    | 642.8    | 634.0    | 634.0    | 651.5    | 657.5    | 674.1    | 690.8    | 689.2    |
|   |    | 1981                                      | 692.9    | 696.7    | 705.3    | 709.7    | 711.2    | 715.5    | 712.2    | 721.3    | 740.0    | 758.9    | 767.2    | 745.9    |
| D 310245  |    | 1982                                      | 753.4    | 765.5    | 765.3    | 766.6    | 770.9    | 765.7    | 761.5    | 780.2    | 778.1    | 790.9    | 786.3    |          |
| Finished products - Produits finis  |    | 1978                                      | 1,008.4  | 999.7    | 985.2    | 983.2    | 966.6    | 972.5    | 946.3    | 1,093.6  | 1,155.9  | 1,180.0  | 1,156.8  | 1,115.4  |
|   |    | 1979                                      | 1,103.2  | 1,093.1  | 1,128.5  | 1,091.3  | 1,069.3  | 1,087.5  | 1,121.3  | 1,218.5  | 1,297.0  | 1,316.9  | 1,298.7  | 1,276.5  |
|   |    | 1980                                      | 1,303.5  | 1,299.2  | 1,302.6  | 1,311.7  | 1,300.4  | 1,282.7  | 1,320.7  | 1,374.0  | 1,409.3  | 1,443.9  | 1,478.9  | 1,401.2  |
|   |    | 1981                                      | 1,425.6  | 1,404.2  | 1,427.9  | 1,430.3  | 1,417.4  | 1,427.8  | 1,394.2  | 1,535.0  | 1,603.0  | 1,574.2  | 1,589.9  | 1,491.9  |
| D 310291  |    | 1982                                      | 1,516.0  | 1,475.4  | 1,480.6  | 1,486.4  | 1,489.5  | 1,475.1  | 1,463.2  | 1,557.2  | 1,621.0  | 1,634.9  | 1,616.9  |          |
| Adjusted for seasonal variation - Chiffres désaisonnalisés (1)              |    | 1978                                      | 1,652.3  | 1,718.0  | 1,735.4  | 1,777.8  | 1,801.3  | 1,821.1  | 1,795.2  | 1,850.8  | 1,904.1  | 1,933.7  | 1,978.8  | 1,979.7  |
| Shipments - Livraisons  |    | 1979                                      | 1,997.4  | 2,037.9  | 2,093.6  | 2,076.9  | 2,059.3  | 2,134.8  | 2,111.1  | 2,122.8  | 2,171.8  | 2,185.4  | 2,174.4  | 2,190.5  |
|   |    | 1980                                      | 2,241.9  | 2,162.6  | 2,232.2  | 2,220.2  | 2,295.1  | 2,320.5  | 2,365.2  | 2,433.4  | 2,429.7  | 2,478.6  | 2,492.2  | 2,532.3  |
|   |    | 1981                                      | 2,565.7  | 2,553.4  | 2,594.9  | 2,632.7  | 2,620.2  | 2,623.3  | 2,702.9  | 2,687.2  | 2,660.3  | 2,628.9  | 2,682.1  | 2,625.7  |
| D 310031  | 01 | 1982                                      | 2,574.3  | 2,657.9  | 2,725.1  | 2,672.3  | 2,798.3  | 2,801.0  | 2,813.5  | 2,853.3  | 2,784.6  | 2,739.5  | 2,772.7  |          |
| Inventory owned - Total - Des stocks possédés                               |    | 1978                                      | 2,391.0  | 2,422.6  | 2,414.1  | 2,463.4  | 2,462.1  | 2,474.3  | 2,438.5  | 2,553.3  | 2,584.1  | 2,617.8  | 2,653.1  | 2,666.5  |
|   |    | 1979                                      | 2,731.4  | 2,784.1  | 2,793.5  | 2,777.1  | 2,778.6  | 2,803.2  | 2,884.6  | 2,919.7  | 3,009.1  | 2,996.7  | 2,997.3  | 3,021.8  |
|   |    | 1980                                      | 3,093.1  | 3,116.7  | 3,182.8  | 3,233.5  | 3,280.7  | 3,248.8  | 3,333.3  | 3,300.9  | 3,283.2  | 3,395.9  | 3,455.6  | 3,492.0  |
|   |    | 1981                                      | 3,515.4  | 3,533.1  | 3,522.9  | 3,497.5  | 3,504.0  | 3,522.7  | 3,565.6  | 3,565.6  | 3,583.5  | 3,567.6  | 3,574.5  | 3,554.2  |
| D 310360  | 1  | 1982                                      | 3,537.7  | 3,585.3  | 3,617.1  | 3,607.5  | 3,626.6  | 3,634.6  | 3,601.6  | 3,608.8  | 3,595.2  | 3,641.1  | 3,612.2  |          |
| Raw materials - Matières premières  |    | 1978                                      | 854.6    | 883.2    | 892.4    | 911.1    | 920.2    | 934.9    | 924.5    | 937.6    | 946.5    | 957.6    | 985.3    | 978.1    |
|   |    | 1979                                      | 1,041.0  | 1,098.6  | 1,067.2  | 1,072.0  | 1,069.1  | 1,064.4  | 1,104.1  | 1,130.8  | 1,185.9  | 1,150.9  | 1,145.1  | 1,132.3  |
|   |    | 1980                                      | 1,179.6  | 1,176.3  | 1,224.9  | 1,250.7  | 1,273.7  | 1,256.7  | 1,296.5  | 1,295.0  | 1,305.8  | 1,365.6  | 1,410.7  | 1,403.4  |
|   |    | 1981                                      | 1,407.0  | 1,416.6  | 1,368.9  | 1,327.5  | 1,307.1  | 1,337.3  | 1,321.6  | 1,329.2  | 1,341.8  | 1,328.9  | 1,298.8  | 1,318.6  |
| D 310222  | 2  | 1982                                      | 1,279.6  | 1,328.0  | 1,350.1  | 1,324.4  | 1,295.2  | 1,306.1  | 1,281.6  | 1,289.6  | 1,298.3  | 1,312.7  | 1,291.2  |          |
| Goods in process - Produits en cours  |    | 1978                                      | 532.8    | 527.2    | 520.5    | 533.2    | 528.9    | 528.4    | 530.5    | 541.8    | 546.0    | 551.3    | 560.3    | 566.6    |
|   |    | 1979                                      | 592.7    | 580.2    | 577.2    | 581.7    | 587.8    | 595.7    | 603.0    | 597.7    | 608.1    | 603.4    | 609.4    | 614.8    |
|   |    | 1980                                      | 616.4    | 624.5    | 631.6    | 636.1    | 644.2    | 643.3    | 646.3    | 662.5    | 657.9    | 667.0    | 676.6    | 689.1    |
|   |    | 1981                                      | 690.4    | 694.2    | 701.4    | 703.9    | 712.7    | 725.7    | 731.2    | 733.7    | 740.8    | 751.8    | 751.5    | 745.6    |
| D 310268  | 1  | 1982                                      | 750.4    | 762.9    | 761.4    | 760.6    | 772.4    | 776.4    | 776.4    | 793.7    | 779.1    | 78       |          |          |



TABLE 3. Estimated Value of Shipments, Orders and Inventory in Manufacturing Industries grouped according to the Standard Industrial Classification

TABLEAU 3. Valeur estimative des livraisons, commandes et stocks des industries manufacturières groupées d'après la classification type des industries

|   |      | Month - Mois |            |               |                |            |             |              |             |       |       |       |       | Total   |
|---|------|--------------|------------|---------------|----------------|------------|-------------|--------------|-------------|-------|-------|-------|-------|---------|
|   |      | Jan<br>Janv  | Feb<br>Fev | March<br>Mars | April<br>Avril | May<br>Mai | June<br>Jun | July<br>Juil | Aug<br>Août | Sept. | Oct.  | Nov   | Déc.  |         |
| millions of dollars - millions de dollars   |      |              |            |               |                |            |             |              |             |       |       |       |       |         |
| <b>TOBACCO PRODUCTS INDUSTRIES - INDUSTRIES DU TABAC:</b>   |      |              |            |               |                |            |             |              |             |       |       |       |       |         |
| Unadjusted for seasonal variation -<br>Chiffres non-saisonnalisés   | 1978 | 69.1         | 83.0       | 85.6          | 68.1           | 81.4       | 91.4        | 83.2         | 74.1        | 82.5  | 78.0  | 94.6  | 104.9 | 995.9   |
| Shipments - Livraisons  | 1979 | 77.7         | 99.1       | 94.4          | 87.0           | 87.1       | 96.3        | 84.0         | 82.8        | 87.1  | 88.8  | 99.5  | 129.5 | 1,113.3 |
|   | 1980 | 78.1         | 95.6       | 110.3         | 84.1           | 105.6      | 94.6        | 95.2         | 91.9        | 102.8 | 111.9 | 99.6  | 141.9 | 1,211.6 |
|   | 1981 | 104.8        | 110.3      | 144.6         | 115.6          | 103.6      | 118.4       | 116.5        | 120.4       | 119.0 | 122.9 | 126.7 | 159.6 | 1,462.4 |
|   | 1982 | 97.5         | 121.1      | 162.5         | 105.8          | 124.4      | 152.7       | 108.7        | 167.9       | 112.0 | 113.6 | 148.4 |       |         |
| D 310002  | 02   |              |            |               |                |            |             |              |             |       |       |       |       |         |
| Inventory owned - Total - Des stocks possédés   | 1978 | 463.3        | 529.2      | 553.4         | 538.0          | 509.6      | 479.0       | 436.0        | 404.2       | 363.8 | 382.5 | 409.1 | 411.9 |         |
|   | 1979 | 457.1        | 469.3      | 524.1         | 516.2          | 505.0      | 498.0       | 444.1        | 425.7       | 408.8 | 450.2 | 479.1 | 471.1 |         |
|   | 1980 | 520.1        | 562.0      | 559.0         | 591.7          | 532.4      | 554.3       | 492.4        | 471.7       | 444.5 | 448.7 | 527.6 | 516.8 |         |
|   | 1981 | 563.9        | 611.0      | 607.9         | 581.7          | 581.3      | 578.3       | 522.2        | 473.0       | 465.9 | 527.9 | 597.9 | 609.8 |         |
|   | 1982 | 693.3        | 747.5      | 743.7         | 729.9          | 714.7      | 676.8       | 615.3        | 548.4       | 559.5 | 607.3 | 646.0 |       |         |
| D 310338  |      |              |            |               |                |            |             |              |             |       |       |       |       |         |
| Raw materials - Matières premières  | 1978 | 173.0        | 187.2      | 198.5         | 196.7          | 190.6      | 183.0       | 180.0        | 173.4       | 153.7 | 151.7 | 156.5 | 160.0 |         |
|   | 1979 | 174.0        | 182.8      | 197.0         | 198.6          | 194.5      | 188.9       | 184.5        | 170.1       | 156.5 | 158.8 | 165.5 | 172.6 |         |
|   | 1980 | 187.5        | 220.7      | 205.3         | 252.5          | 197.9      | 201.9       | 191.4        | 181.6       | 175.3 | 140.5 | 159.1 | 168.9 |         |
|   | 1981 | 181.1        | 196.7      | 209.2         | 213.1          | 206.1      | 198.9       | 186.7        | 169.4       | 152.6 | 163.8 | 188.4 | 203.4 |         |
|   | 1982 | 222.4        | 234.4      | 245.1         | 236.7          | 232.9      | 224.6       | 218.4        | 203.9       | 196.2 | 210.8 | 225.3 |       |         |
| D 310200  |      |              |            |               |                |            |             |              |             |       |       |       |       |         |
| Goods in process - Produits en cours  | 1978 | 14.6         | 12.2       | 14.4          | 7.1            | 6.9        | 6.8         | 6.7          | 7.4         | 7.3   | 13.3  | 24.1  | 20.4  |         |
|   | 1979 | 34.6         | 20.8       | 16.7          | 9.4            | 9.0        | 9.1         | 9.3          | 9.7         | 9.9   | 26.0  | 24.2  | 19.1  |         |
|   | 1980 | 21.1         | 13.2       | 11.8          | 7.9            | 12.0       | 28.0        | 28.1         | 27.3        | 6.0   | 37.6  | 61.9  | 28.3  |         |
|   | 1981 | 24.7         | 21.5       | 16.1          | 11.9           | 12.3       | 12.5        | 9.8          | 12.1        | 15.0  | 30.6  | 23.0  | 19.2  |         |
|   | 1982 | 19.2         | 27.6       | 11.1          | 12.3           | 12.6       | 13.5        | 13.2         | 13.4        | 15.7  | 22.2  | 20.9  |       |         |
| D 310246  |      |              |            |               |                |            |             |              |             |       |       |       |       |         |
| Finished products - Produits finis  | 1978 | 275.6        | 329.7      | 340.3         | 334.1          | 312.0      | 289.1       | 249.2        | 223.3       | 202.7 | 217.3 | 228.4 | 231.3 |         |
|   | 1979 | 248.4        | 265.5      | 310.4         | 308.0          | 301.3      | 299.9       | 250.2        | 245.8       | 242.3 | 265.3 | 289.3 | 279.2 |         |
|   | 1980 | 311.4        | 328.1      | 341.8         | 331.1          | 322.4      | 324.3       | 272.8        | 262.7       | 263.1 | 270.5 | 306.5 | 319.5 |         |
|   | 1981 | 358.1        | 392.7      | 382.6         | 356.6          | 362.7      | 366.7       | 325.6        | 291.5       | 298.2 | 333.4 | 386.4 | 387.1 |         |
|   | 1982 | 451.7        | 485.6      | 487.5         | 480.9          | 469.2      | 438.7       | 383.6        | 331.1       | 347.6 | 374.3 | 399.8 |       |         |
| D 310292  |      |              |            |               |                |            |             |              |             |       |       |       |       |         |
| Adjusted for seasonal variation -<br>Chiffres désaisonnalisés(1)  | 1978 | 83.0         | 80.7       | 74.5          | 75.3           | 78.8       | 85.0        | 90.2         | 83.2        | 85.4  | 84.6  | 91.6  | 83.1  |         |
| Shipments - Livraisons  | 1979 | 89.2         | 97.4       | 84.0          | 93.3           | 86.2       | 94.7        | 90.5         | 89.4        | 92.4  | 92.1  | 97.7  | 109.2 |         |
|   | 1980 | 90.9         | 91.3       | 97.5          | 94.9           | 104.3      | 90.6        | 102.6        | 104.5       | 105.3 | 113.8 | 102.2 | 105.1 |         |
|   | 1981 | 120.4        | 109.2      | 131.4         | 123.2          | 105.8      | 116.7       | 121.2        | 130.4       | 125.8 | 127.3 | 123.7 | 126.1 |         |
|   | 1982 | 115.5        | 120.1      | 143.4         | 114.3          | 121.5      | 156.0       | 115.7        | 186.5       | 112.3 | 121.3 | 148.3 |       |         |
| D 310032  | 02   | 6            |            |               |                |            |             |              |             |       |       |       |       |         |
| Inventory owned - Total - Des stocks possédés   | 1978 | 440.5        | 473.6      | 464.4         | 466.3          | 473.8      | 462.1       | 463.8        | 457.5       | 440.9 | 444.7 | 437.3 | 428.7 |         |
|   | 1979 | 437.3        | 420.6      | 449.4         | 452.3          | 467.2      | 473.9       | 472.5        | 483.7       | 493.9 | 512.6 | 507.7 | 496.0 |         |
|   | 1980 | 503.0        | 505.0      | 482.8         | 520.2          | 494.1      | 533.5       | 539.1        | 534.3       | 501.4 | 539.8 | 541.8 | 541.8 |         |
|   | 1981 | 544.5        | 547.4      | 527.5         | 515.1          | 539.3      | 547.0       | 559.6        | 541.0       | 563.1 | 595.5 | 631.4 | 644.2 |         |
|   | 1982 | 673.2        | 670.4      | 643.8         | 645.4          | 661.8      | 638.9       | 660.5        | 626.0       | 674.7 | 692.0 | 685.5 |       |         |
| D 310361  | 3    |              |            |               |                |            |             |              |             |       |       |       |       |         |
| Raw materials - Matières premières  | 1978 | 176.5        | 177.3      | 179.1         | 176.3          | 174.5      | 171.3       | 172.9        | 177.1       | 174.5 | 174.8 | 174.7 | 173.5 |         |
|   | 1979 | 177.7        | 172.7      | 175.3         | 175.8          | 176.0      | 176.7       | 178.6        | 176.0       | 179.0 | 185.5 | 187.0 | 188.7 |         |
|   | 1980 | 191.0        | 208.4      | 181.9         | 222.3          | 179.0      | 189.0       | 185.8        | 189.1       | 201.3 | 164.7 | 179.5 | 184.5 |         |
|   | 1981 | 184.2        | 185.6      | 184.8         | 187.0          | 186.2      | 186.3       | 181.6        | 176.9       | 192.4 | 192.4 | 212.8 | 222.1 |         |
|   | 1982 | 226.0        | 220.9      | 216.3         | 207.5          | 210.2      | 210.4       | 212.7        | 213.2       | 225.9 | 248.0 | 254.5 |       |         |
| D 310223  |      |              |            |               |                |            |             |              |             |       |       |       |       |         |
| Goods in process - Produits en cours  | 1978 | 10.1         | 9.8        | 12.2          | 9.2            | 9.7        | 10.2        | 11.0         | 11.1        | 11.0  | 11.1  | 15.1  | 15.3  |         |
|   | 1979 | 23.2         | 18.6       | 17.0          | 13.7           | 13.9       | 13.0        | 14.6         | 12.9        | 14.0  | 17.4  | 15.2  | 14.8  |         |
|   | 1980 | 14.2         | 12.1       | 12.8          | 12.1           | 19.1       | 39.7        | 43.8         | 35.7        | 8.3   | 23.8  | 39.2  | 22.0  |         |
|   | 1981 | 16.7         | 20.1       | 18.2          | 18.6           | 20.1       | 17.6        | 15.1         | 15.6        | 20.5  | 18.9  | 14.7  | 15.1  |         |
|   | 1982 | 13.0         | 26.1       | 12.7          | 19.3           | 20.9       | 18.9        | 20.2         | 17.1        | 21.4  | 13.6  | 13.5  |       |         |
| D 310269  | 4    |              |            |               |                |            |             |              |             |       |       |       |       |         |
| Finished products - Produits finis  | 1978 | 253.9        | 286.5      | 273.1         | 280.8          | 289.6      | 280.6       | 279.9        | 269.3       | 255.4 | 258.8 | 247.5 | 239.9 |         |
|   | 1979 | 236.4        | 229.3      | 257.1         | 262.8          | 277.3      | 284.2       | 279.3        | 294.8       | 300.9 | 309.7 | 305.5 | 292.5 |         |
|   | 1980 | 297.8        | 284.5      | 288.1         | 285.8          | 296.0      | 304.6       | 304.0        | 314.3       | 324.7 | 312.9 | 321.1 | 335.3 |         |
|   | 1981 | 343.6        | 341.7      | 324.5         | 309.5          | 333.0      | 343.1       | 362.9        | 348.5       | 367.1 | 384.2 | 403.9 | 407.0 |         |
|   | 1982 | 434.2        | 423.4      | 414.8         | 418.6          | 430.7      | 409.6       | 427.6        | 395.7       | 427.4 | 430.4 | 417.5 |       |         |
| D 310315  | 3    |              |            |               |                |            |             |              |             |       |       |       |       |         |
| <b>RUBBER AND PLASTICS PRODUCTS INDUSTRIES - INDUSTRIES DU CAOUTCHOUC ET DES PRODUITS EN MATIÈRES PLASTIQUES:</b> |      |              |            |               |                |            |             |              |             |       |       |       |       |         |
| Unadjusted for seasonal variation -<br>Chiffres non-saisonnalisés   | 1978 | 206.3        | 232.1      | 256.8         | 250.3          | 267.8      | 281.5       | 274.7        | 235.4       | 276.1 | 286.4 | 293.6 | 248.1 | 3,059.1 |
| Shipments - Livraisons  | 1979 | 263.4        | 289.0      | 322.4         | 317.3          | 334.8      | 338.6       | 287.2        | 299.7       | 332.6 | 368.7 | 338.1 | 272.6 | 3,771.4 |
|   | 1980 | 304.9        | 331.9      | 360.0         | 343.1          | 326.0      | 346.1       | 303.1        | 282.4       | 365.5 | 376.5 | 366.9 | 385.8 | 4,092.2 |
|   | 1981 | 317.4        | 373.8      | 411.1         | 396.5          | 399.0      | 431.4       | 364.9        | 356.9       | 407.5 | 410.3 | 382.7 | 306.6 | 4,558.1 |
|   | 1982 | 307.5        | 353.3      | 385.3         | 352.9          | 377.8      | 401.9       | 331.2        | 351.1       | 389.9 | 373.3 | 378.5 |       |         |
| D 310003  | 03   |              |            |               |                |            |             |              |             |       |       |       |       |         |
| New orders - Nouvelles commandes  | 1978 | 212.4        | 243.3      | 257.9         | 257.9          | 271.8      | 271.7       | 219.2        | 248.7       | 267.7 | 286.6 | 292.8 | 255.6 |         |
|   | 1979 | 270.8        | 304.4      | 317.5         | 332.4          | 335.5      | 330.2       | 283.6        | 304.4       | 334.8 | 375.5 | 339.1 | 276.8 |         |
|   | 1980 | 307.8        | 340.1      | 358.4         | 342.7          | 326.9      | 342.2       | 297.3        | 287.0       | 364.6 | 364.6 | 382.2 | 385.5 |         |
|   | 1981 | 317.7        | 378.8      | 410.7         | 407.7          | 410.5      | 420.9       | 345.9        | 366.1       | 410.6 | 406.6 | 381.9 | 304.8 |         |
|   | 1982 | 298.8        | 358.3      | 376.4         | 357.9          | 380.1      | 385.1       | 326.1        | 352.8       | 388.3 | 370.0 | 384.9 |       |         |
| D 310063  |      |              |            |               |                |            |             |              |             |       |       |       |       |         |
| Unfilled orders - Commandes en carnet   | 1978 | 89.7         | 100.8      | 102.0         | 109.6          | 113.5      | 103.7       | 98.2         | 111.5       | 103.1 | 103.2 | 102.4 | 109.9 |         |
|   | 1979 | 117.3        | 132.7      | 127.9         | 142.9          | 143.6      | 135.3       | 131.6        | 136.4       | 131.6 | 138.4 | 139.4 | 143.5 |         |
|   | 1980 | 146.4        | 154.6      | 153.0         | 152.7          | 153.6      | 149.7       | 143.9        | 148.5       | 150.6 | 138.7 | 158.0 | 157.7 |         |
|   | 1981 | 158.0        | 163.0      | 162.6         | 173.8          | 185.3      | 174.8       | 155.8        | 165.0       | 168.1 | 164.4 | 163.6 | 161.7 |         |
|   | 1982 | 153.1        | 158.1      | 149.2         | 154.2          | 156.6      | 139.8       | 134.7        | 136.4       | 134.7 | 131.4 | 137.8 |       |         |
| D 310109  |      |              |            |               |                |            |             |              |             |       |       |       |       |         |

See footnote(s) at end of statistical tables. - Voir note(s) à la fin des tableaux statistiques

TABLE 3. Estimated Value of Shipments, Orders and Inventory in Manufacturing Industries grouped according to the Standard Industrial Classification

TABLEAU 3. Valeur estimative des livraisons, commandes et stocks des industries manufacturières groupées d'après la classification type des industries

|  |      | Month - Mois                              |       |       |       |       |       |       |       |       |       |       |       | Total   |
|--|------|---|-------|-------|-------|-------|-------|-------|-------|-------|-------|-------|-------|---------|
|  |      | Jan                                       | Feb.  | March | April | May   | June  | July  | Aug.  | Sept. | Oct.  | Nov   | Dec.  |         |
|  |      | Janv.                                     | Fév.  | Mars  | Avril | Mai   | Jun   | Juill | Août  |       |       |       |       |         |
|  |      | millions of dollars - millions de dollars |       |       |       |       |       |       |       |       |       |       |       |         |
| Inventory owned - Total - Des stocks possédés                    | 1978 | 574.8                                     | 596.8 | 594.1 | 592.2 | 595.1 | 581.2 | 568.5 | 566.6 | 553.4 | 539.5 | 556.6 | 571.0 | 571.0   |
|  | 1979 | 576.9                                     | 608.8 | 636.6 | 644.5 | 655.8 | 664.4 | 670.9 | 672.5 | 658.7 | 671.0 | 690.7 | 709.5 | 709.5   |
|  | 1980 | 750.8                                     | 776.0 | 796.4 | 818.3 | 831.9 | 822.0 | 805.8 | 786.8 | 771.3 | 761.5 | 727.0 | 732.0 | 732.0   |
| D 310339   | 1981 | 749.9                                     | 761.7 | 769.5 | 780.7 | 811.4 | 811.5 | 798.0 | 797.9 | 817.6 | 826.3 | 794.2 | 842.4 | 842.4   |
|  | 1982 | 865.5                                     | 877.4 | 877.5 | 888.7 | 888.1 | 877.0 | 844.8 | 835.9 | 813.5 | 799.4 | 791.9 | 791.9 | 791.9   |
| Raw materials - Matières premières                               | 1978 | 162.6                                     | 171.9 | 173.0 | 174.8 | 178.9 | 177.6 | 179.9 | 189.0 | 186.8 | 184.7 | 189.2 | 194.9 | 194.9   |
|  | 1979 | 213.7                                     | 215.0 | 234.3 | 234.9 | 236.2 | 240.7 | 248.7 | 254.7 | 250.7 | 251.9 | 253.6 | 260.1 | 260.1   |
|  | 1980 | 272.2                                     | 269.6 | 278.5 | 286.9 | 293.2 | 280.1 | 280.0 | 281.1 | 276.2 | 278.0 | 270.6 | 261.3 | 261.3   |
| D 310201   | 1981 | 268.0                                     | 272.0 | 275.8 | 286.6 | 296.4 | 296.5 | 302.4 | 301.7 | 306.7 | 310.3 | 301.9 | 303.4 | 303.4   |
|  | 1982 | 304.3                                     | 302.1 | 294.2 | 288.3 | 301.7 | 292.3 | 292.0 | 288.4 | 282.5 | 286.4 | 280.0 | 280.0 | 280.0   |
| Goods in process - Produits en cours                             | 1978 | 51.8                                      | 52.4  | 52.4  | 53.8  | 56.0  | 55.1  | 53.9  | 56.7  | 56.8  | 59.7  | 60.8  | 60.4  | 60.4    |
|  | 1979 | 60.7                                      | 64.5  | 65.2  | 65.3  | 67.5  | 69.5  | 69.5  | 72.6  | 74.7  | 76.9  | 76.4  | 76.4  | 76.4    |
|  | 1980 | 81.2                                      | 81.3  | 79.8  | 78.9  | 79.0  | 78.8  | 77.0  | 78.9  | 77.5  | 77.9  | 77.5  | 80.1  | 80.1    |
| D 310247   | 1981 | 79.0                                      | 77.9  | 80.1  | 80.3  | 85.3  | 83.0  | 80.6  | 87.4  | 87.0  | 91.6  | 88.5  | 87.2  | 87.2    |
|  | 1982 | 95.8                                      | 96.5  | 92.7  | 93.6  | 89.9  | 86.4  | 82.3  | 86.8  | 83.5  | 84.0  | 84.2  | 84.2  | 84.2    |
| Finished products - Produits finis                               | 1978 | 360.3                                     | 372.5 | 368.6 | 363.5 | 360.1 | 348.4 | 334.6 | 320.7 | 309.7 | 294.9 | 306.5 | 315.6 | 315.6   |
|  | 1979 | 302.4                                     | 329.2 | 337.1 | 344.2 | 352.0 | 354.2 | 352.6 | 345.1 | 333.3 | 342.0 | 360.5 | 372.2 | 372.2   |
|  | 1980 | 397.4                                     | 425.1 | 437.9 | 452.4 | 459.6 | 463.1 | 448.7 | 426.7 | 417.5 | 405.0 | 378.8 | 390.5 | 390.5   |
| D 310293   | 1981 | 402.8                                     | 411.6 | 413.5 | 413.8 | 429.7 | 431.9 | 415.0 | 408.7 | 423.8 | 424.3 | 403.7 | 451.7 | 451.7   |
|  | 1982 | 465.5                                     | 478.8 | 490.7 | 506.8 | 496.5 | 498.3 | 470.5 | 460.7 | 447.5 | 429.1 | 427.7 | 427.7 | 427.7   |
| Adjusted for seasonal variation - Chiffres désaisonnalisés(1)    | 1978 | 228.7                                     | 235.8 | 234.8 | 242.2 | 248.1 | 261.5 | 253.3 | 257.0 | 267.0 | 272.0 | 278.1 | 286.7 | 286.7   |
| Shipments - Livraisons   | 1979 | 285.1                                     | 291.9 | 296.4 | 306.8 | 309.7 | 320.2 | 321.5 | 334.0 | 330.2 | 338.4 | 326.0 | 309.0 | 309.0   |
|  | 1980 | 328.3                                     | 327.8 | 334.5 | 327.4 | 310.1 | 324.9 | 329.8 | 326.8 | 343.5 | 348.7 | 361.8 | 424.2 | 424.2   |
| D 310033   | 1981 | 350.6                                     | 377.0 | 378.7 | 375.8 | 392.4 | 395.7 | 404.6 | 403.4 | 384.8 | 382.1 | 373.2 | 315.5 | 315.5   |
|  | 1982 | 350.6                                     | 356.3 | 347.0 | 341.0 | 363.6 | 370.1 | 370.1 | 393.4 | 365.2 | 358.6 | 360.6 | 360.6 | 360.6   |
| New orders - Nouvelles commandes                                 | 1978 | 234.1                                     | 239.0 | 237.2 | 245.6 | 250.1 | 263.6 | 253.3 | 263.0 | 265.9 | 270.6 | 277.6 | 291.9 | 291.9   |
|  | 1979 | 290.3                                     | 297.8 | 294.5 | 315.3 | 308.2 | 324.7 | 327.0 | 332.6 | 330.2 | 345.7 | 327.6 | 309.4 | 309.4   |
|  | 1980 | 328.3                                     | 325.4 | 337.3 | 320.7 | 308.1 | 333.0 | 335.0 | 325.5 | 349.9 | 336.8 | 382.7 | 419.4 | 419.4   |
| D 310086   | 1981 | 347.8                                     | 370.9 | 383.7 | 379.1 | 399.9 | 398.7 | 397.7 | 407.0 | 391.9 | 379.1 | 373.0 | 329.0 | 329.0   |
|  | 1982 | 338.6                                     | 350.6 | 343.9 | 339.1 | 363.1 | 364.4 | 375.4 | 390.4 | 366.3 | 355.9 | 367.9 | 367.9 | 367.9   |
| Unfilled orders - Commandes en carnet                            | 1978 | 92.0                                      | 95.2  | 97.6  | 101.0 | 103.0 | 105.1 | 105.1 | 111.1 | 110.0 | 108.6 | 108.1 | 113.3 | 113.3   |
|  | 1979 | 119.2                                     | 125.1 | 123.2 | 131.7 | 130.2 | 134.7 | 140.2 | 138.8 | 138.8 | 146.1 | 147.7 | 148.1 | 148.1   |
|  | 1980 | 148.1                                     | 145.7 | 148.5 | 141.8 | 139.8 | 147.9 | 153.1 | 151.8 | 158.2 | 146.3 | 167.2 | 162.4 | 162.4   |
| D 310132   | 1981 | 159.6                                     | 153.5 | 158.5 | 161.8 | 169.3 | 172.3 | 165.4 | 169.0 | 176.1 | 173.1 | 172.9 | 166.4 | 166.4   |
|  | 1982 | 154.5                                     | 148.8 | 145.7 | 143.8 | 143.3 | 137.6 | 142.9 | 139.9 | 141.0 | 138.3 | 145.6 | 145.6 | 145.6   |
| Inventory owned - Total - Des stocks possédés                    | 1978 | 575.1                                     | 580.2 | 570.6 | 568.7 | 573.4 | 567.1 | 563.2 | 567.8 | 571.1 | 571.9 | 584.4 | 590.1 | 590.1   |
|  | 1979 | 579.7                                     | 598.5 | 619.0 | 623.2 | 631.9 | 646.7 | 662.7 | 671.9 | 674.8 | 698.5 | 725.3 | 736.6 | 736.6   |
|  | 1980 | 755.8                                     | 764.9 | 776.6 | 791.7 | 799.1 | 796.4 | 794.7 | 788.5 | 790.8 | 791.3 | 764.3 | 762.3 | 762.3   |
| D 310362   | 1981 | 754.8                                     | 751.5 | 751.4 | 755.9 | 779.8 | 785.6 | 786.9 | 800.1 | 838.2 | 856.4 | 834.9 | 879.6 | 879.6   |
|  | 1982 | 871.2                                     | 865.9 | 857.0 | 860.0 | 852.2 | 846.7 | 832.4 | 840.1 | 835.3 | 829.3 | 834.3 | 834.3 | 834.3   |
| Raw materials - Matières premières                               | 1978 | 164.1                                     | 172.4 | 170.2 | 171.2 | 176.5 | 176.6 | 176.9 | 184.2 | 187.6 | 189.4 | 196.6 | 199.6 | 199.6   |
|  | 1979 | 215.2                                     | 216.7 | 231.4 | 229.5 | 231.6 | 239.1 | 245.0 | 249.0 | 251.2 | 255.8 | 262.4 | 269.1 | 269.1   |
|  | 1980 | 274.5                                     | 272.0 | 275.7 | 279.9 | 286.7 | 277.8 | 275.9 | 275.7 | 276.9 | 281.6 | 279.8 | 271.4 | 271.4   |
| D 310224   | 1981 | 270.1                                     | 274.5 | 273.2 | 279.4 | 289.4 | 293.6 | 297.9 | 296.5 | 308.0 | 313.9 | 312.0 | 315.9 | 315.9   |
|  | 1982 | 306.6                                     | 304.9 | 291.5 | 281.0 | 294.3 | 289.3 | 287.6 | 283.7 | 283.9 | 289.6 | 289.4 | 289.4 | 289.4   |
| Goods in process - Produits en cours                             | 1978 | 51.0                                      | 51.4  | 52.1  | 54.3  | 56.1  | 55.5  | 55.5  | 56.6  | 56.8  | 59.2  | 60.4  | 61.1  | 61.1    |
|  | 1979 | 59.7                                      | 63.5  | 65.0  | 65.9  | 67.6  | 69.8  | 71.4  | 72.2  | 74.8  | 76.0  | 76.1  | 78.2  | 78.2    |
|  | 1980 | 80.0                                      | 80.0  | 79.7  | 79.6  | 79.1  | 79.1  | 79.0  | 78.5  | 77.8  | 76.9  | 77.3  | 81.2  | 81.2    |
| D 310270   | 1981 | 77.7                                      | 76.6  | 79.9  | 80.9  | 85.5  | 83.2  | 82.7  | 87.0  | 87.4  | 90.3  | 88.5  | 88.4  | 88.4    |
|  | 1982 | 94.2                                      | 94.9  | 92.5  | 94.3  | 90.2  | 86.5  | 84.4  | 86.4  | 83.8  | 82.8  | 84.4  | 84.4  | 84.4    |
| Finished products - Produits finis                               | 1978 | 360.0                                     | 356.4 | 348.3 | 343.2 | 340.8 | 335.0 | 330.8 | 327.0 | 326.7 | 323.3 | 327.4 | 329.4 | 329.4   |
|  | 1979 | 304.8                                     | 318.3 | 322.6 | 327.8 | 332.7 | 337.8 | 346.3 | 350.7 | 348.8 | 366.7 | 386.8 | 389.3 | 389.3   |
|  | 1980 | 401.3                                     | 412.9 | 421.2 | 432.2 | 433.3 | 439.5 | 439.8 | 434.3 | 436.1 | 432.8 | 407.2 | 409.7 | 409.7   |
| D 310316   | 1981 | 407.0                                     | 400.4 | 398.3 | 395.6 | 404.9 | 408.8 | 406.3 | 416.6 | 442.8 | 452.2 | 434.4 | 475.3 | 475.3   |
|  | 1982 | 470.4                                     | 466.1 | 473.0 | 484.7 | 467.7 | 470.9 | 460.4 | 470.0 | 467.6 | 456.9 | 460.5 | 460.5 | 460.5   |
| <b>LEATHER INDUSTRIES - INDUSTRIE DU CUIR:</b>                   |      |   |       |       |       |       |       |       |       |       |       |       |       |         |
| Unadjusted for seasonal variation - Chiffres non-désaisonnalisés | 1978 | 52.7                                      | 65.3  | 70.2  | 67.3  | 69.5  | 72.0  | 60.4  | 80.0  | 83.0  | 82.7  | 85.4  | 65.0  | 848.5   |
| Shipments - Livraisons   | 1979 | 75.0                                      | 83.3  | 92.0  | 81.3  | 88.9  | 96.0  | 80.6  | 112.9 | 104.1 | 102.5 | 89.4  | 62.6  | 1,068.6 |
|  | 1980 | 80.5                                      | 88.5  | 83.7  | 77.9  | 74.3  | 88.6  | 87.8  | 108.2 | 113.1 | 113.4 | 92.6  | 74.7  | 1,083.3 |
| D 310004   | 1981 | 88.1                                      | 97.4  | 104.3 | 90.2  | 90.5  | 107.6 | 95.7  | 125.4 | 135.0 | 121.6 | 100.3 | 74.0  | 1,230.1 |
|  | 1982 | 80.7                                      | 91.3  | 94.4  | 70.1  | 69.0  | 81.3  | 88.9  | 117.2 | 127.1 | 101.1 | 86.1  | 86.1  | 86.1    |
| New orders - Nouvelles commandes                                 | 1978 | 55.3                                      | 84.6  | 82.6  | 70.7  | 71.7  | 67.9  | 55.2  | 72.8  | 90.8  | 86.3  | 77.1  | 68.8  | 68.8    |
|  | 1979 | 96.1                                      | 92.4  | 106.7 | 93.5  | 95.1  | 81.0  | 68.4  | 92.3  | 105.3 | 102.7 | 78.6  | 59.2  | 59.2    |
|  | 1980 | 82.5                                      | 90.3  | 105.8 | 96.2  | 70.9  | 67.0  | 86.1  | 105.5 | 117.2 | 117.9 | 99.8  | 85.0  | 85.0    |
| D 310064   | 1981 | 79.8                                      | 112.8 | 125.9 | 108.8 | 76.4  | 100.9 | 86.6  | 127.9 | 130.3 | 113.3 | 90.9  | 66.3  | 66.3    |
|  | 1982 | 70.4                                      | 78.7  | 105.9 | 83.7  | 66.3  | 72.8  | 78.7  | 112.6 | 121.5 | 90.1  | 78.2  | 78.2  | 78.2    |
| Unfilled orders - Commandes en carnet                            | 1978 | 60.9                                      | 80.2  | 92.5  | 101.0 | 103.1 | 99.1  | 94.0  | 86.7  | 94.6  | 98.1  | 89.8  | 93.7  | 93.7    |
|  | 1979 | 114.8                                     | 123.9 | 138.7 | 150.8 | 156.9 | 142.0 | 129.7 | 109.1 | 110.3 | 110.5 | 99.7  | 96.3  | 96.3    |
|  | 1980 | 98.4                                      | 100.2 | 122.3 | 140.7 | 137.3 | 115.8 | 114.0 | 111.4 | 115.5 | 120.0 | 127.2 | 137.5 | 137.5   |
| D 310110   | 1981 | 129.3                                     | 144.7 | 166.3 | 184.8 | 170.7 | 163.9 | 154.8 | 157.4 | 152.7 | 144.4 | 135.0 | 127.0 | 127.0   |
|  | 1982 | 116.9                                     | 104.4 | 115.9 | 129.6 | 126.9 | 118.3 | 108.2 | 103.5 | 97.8  | 86.8  | 78.9  | 78.9  | 78.9    |

See footnote(s) at end of statistical tables. - Voir note(s) à la fin des tableaux statistiques.



TABLE 3. Estimated Value of Shipments, Orders and Inventory in Manufacturing Industries grouped according to the Standard Industrial Classification

TABLEAU 3. Valeur estimative des livraisons, commandes et stocks des industries manufacturières groupées d'après la classification type des industries

|  |      | Month -- Mois                             |       |       |       |       |       |       |       |       |       |       |       | Total   |
|--|------|---|-------|-------|-------|-------|-------|-------|-------|-------|-------|-------|-------|---------|
|  |      | Jan                                       | Feb   | March | April | May   | June  | July  | Aug.  | Sept  | Oct.  | Nov.  | Dec.  |         |
|  |      | Janv                                      | Fév.  | Mars  | Avril | Mai   | Jun   | Juill | Août  |       |       |       |       |         |
|  |      | millions of dollars - millions de dollars |       |       |       |       |       |       |       |       |       |       |       |         |
| Inventory owned - Total - Des stocks possédés  | 1978 | 149.8                                     | 154.2 | 157.2 | 168.6 | 176.2 | 189.5 | 190.1 | 172.5 | 170.6 | 163.7 | 169.1 | 184.5 |         |
|  | 1979 | 186.0                                     | 198.5 | 212.6 | 228.3 | 243.8 | 245.0 | 242.3 | 237.0 | 231.3 | 226.9 | 223.8 | 245.3 |         |
|  | 1980 | 250.3                                     | 244.1 | 253.2 | 259.7 | 270.2 | 273.5 | 254.4 | 226.7 | 214.3 | 209.4 | 218.9 | 231.1 |         |
|  | 1981 | 251.8                                     | 263.7 | 261.9 | 268.1 | 283.6 | 292.0 | 270.1 | 268.2 | 247.8 | 237.0 | 240.7 | 244.3 |         |
|  | 1982 | 262.6                                     | 260.2 | 264.4 | 268.4 | 281.2 | 286.2 | 273.6 | 251.4 | 227.2 | 212.5 | 217.8 |       |         |
| D 310340   |      |   |       |       |       |       |       |       |       |       |       |       |       |         |
| Raw materials - Matières premières   | 1978 | 73.1                                      | 75.5  | 78.2  | 85.7  | 85.2  | 92.0  | 97.2  | 93.6  | 90.0  | 85.9  | 89.7  | 95.9  |         |
|  | 1979 | 94.6                                      | 102.4 | 112.5 | 123.4 | 124.5 | 122.3 | 123.8 | 125.7 | 125.6 | 125.2 | 117.6 | 122.2 |         |
|  | 1980 | 128.5                                     | 123.5 | 129.0 | 128.0 | 125.4 | 128.0 | 121.6 | 112.5 | 108.9 | 107.6 | 110.1 | 114.0 |         |
|  | 1981 | 125.4                                     | 131.0 | 126.0 | 124.8 | 132.5 | 137.1 | 131.9 | 141.4 | 131.6 | 127.8 | 124.2 | 120.5 |         |
|  | 1982 | 132.7                                     | 131.7 | 136.7 | 128.7 | 123.6 | 122.9 | 123.5 | 119.9 | 111.3 | 108.2 | 103.9 |       |         |
| D 310202   |      |   |       |       |       |       |       |       |       |       |       |       |       |         |
| Goods in process - Produits en cours   | 1978 | 26.2                                      | 27.3  | 28.1  | 28.5  | 29.6  | 31.2  | 31.2  | 31.7  | 34.0  | 33.8  | 33.6  | 36.0  |         |
|  | 1979 | 35.5                                      | 39.3  | 41.7  | 42.4  | 45.0  | 42.6  | 42.9  | 44.6  | 42.1  | 40.2  | 40.3  | 42.0  |         |
|  | 1980 | 42.4                                      | 42.2  | 41.6  | 41.8  | 42.1  | 41.2  | 38.1  | 38.9  | 37.7  | 37.6  | 41.2  | 39.2  |         |
|  | 1981 | 43.0                                      | 46.0  | 45.1  | 45.4  | 45.8  | 48.1  | 43.8  | 44.6  | 43.6  | 40.6  | 43.1  | 42.4  |         |
|  | 1982 | 45.0                                      | 45.7  | 42.4  | 44.4  | 44.8  | 44.3  | 43.9  | 42.3  | 40.2  | 37.4  | 38.3  |       |         |
| D 310248   |      |   |       |       |       |       |       |       |       |       |       |       |       |         |
| Finished products - Produits finis   | 1978 | 50.4                                      | 51.3  | 50.8  | 54.3  | 61.2  | 66.2  | 61.6  | 47.1  | 46.5  | 43.9  | 45.7  | 52.5  |         |
|  | 1979 | 55.8                                      | 56.7  | 58.3  | 62.4  | 74.2  | 80.1  | 75.5  | 66.6  | 63.5  | 61.4  | 65.8  | 81.0  |         |
|  | 1980 | 79.3                                      | 78.3  | 82.5  | 89.8  | 102.6 | 104.2 | 94.6  | 75.2  | 67.5  | 64.1  | 67.5  | 77.7  |         |
|  | 1981 | 83.3                                      | 86.7  | 90.7  | 97.7  | 105.2 | 106.8 | 94.3  | 82.1  | 72.5  | 68.5  | 73.3  | 81.3  |         |
|  | 1982 | 84.9                                      | 82.8  | 85.3  | 95.2  | 112.8 | 119.0 | 106.3 | 89.1  | 75.7  | 66.9  | 75.5  |       |         |
| D 310294   |      |   |       |       |       |       |       |       |       |       |       |       |       |         |
| Adjusted for seasonal variation - Chiffres désaisonnalisés (1): Shipments - Livraisons   | 1978 | 59.3                                      | 63.9  | 65.2  | 69.5  | 71.1  | 70.4  | 71.7  | 65.9  | 73.1  | 75.3  | 81.7  | 83.8  |         |
|  | 1979 | 81.9                                      | 82.8  | 88.4  | 91.3  | 91.0  | 95.2  | 93.2  | 91.2  | 92.0  | 88.6  | 87.1  | 83.5  |         |
|  | 1980 | 87.0                                      | 85.6  | 83.5  | 84.0  | 79.3  | 88.2  | 96.0  | 92.3  | 95.7  | 96.6  | 95.0  | 95.3  |         |
|  | 1981 | 98.7                                      | 98.2  | 102.0 | 96.9  | 100.0 | 103.7 | 105.1 | 107.4 | 111.3 | 106.4 | 102.4 | 93.6  |         |
|  | 1982 | 93.4                                      | 92.3  | 89.0  | 76.5  | 76.8  | 76.5  | 100.4 | 98.4  | 104.0 | 91.2  | 85.7  |       |         |
| D 310034 04 4  |      |   |       |       |       |       |       |       |       |       |       |       |       |         |
| New orders - Nouvelles commandes   | 1978 | 65.3                                      | 80.7  | 61.7  | 65.2  | 73.0  | 74.4  | 76.0  | 69.7  | 81.4  | 72.9  | 83.6  | 87.8  |         |
|  | 1979 | 106.6                                     | 80.8  | 81.2  | 87.8  | 95.7  | 97.0  | 92.6  | 83.6  | 91.7  | 86.7  | 83.2  | 82.9  |         |
|  | 1980 | 87.1                                      | 78.0  | 87.0  | 88.0  | 77.8  | 82.6  | 102.9 | 100.5 | 98.7  | 101.5 | 110.8 | 112.8 |         |
|  | 1981 | 83.9                                      | 102.7 | 97.7  | 97.9  | 90.7  | 115.5 | 107.9 | 123.9 | 104.3 | 98.8  | 99.8  | 90.4  |         |
|  | 1982 | 76.0                                      | 68.8  | 82.3  | 78.1  | 76.3  | 82.3  | 98.6  | 102.4 | 96.7  | 80.5  | 81.3  |       |         |
| D 310087 6   |      |   |       |       |       |       |       |       |       |       |       |       |       |         |
| Unfilled orders - Commandes en carnet  | 1978 | 72.5                                      | 89.3  | 85.8  | 81.5  | 83.4  | 87.4  | 91.7  | 95.5  | 103.8 | 101.4 | 103.3 | 107.3 |         |
|  | 1979 | 134.5                                     | 132.5 | 125.3 | 121.8 | 126.5 | 128.3 | 127.7 | 120.1 | 119.8 | 117.9 | 114.0 | 113.4 |         |
|  | 1980 | 113.5                                     | 105.9 | 109.4 | 113.4 | 111.9 | 106.3 | 113.2 | 121.4 | 124.4 | 129.3 | 145.1 | 162.6 |         |
|  | 1981 | 147.8                                     | 152.3 | 148.0 | 149.0 | 139.7 | 151.5 | 154.3 | 170.8 | 163.8 | 156.2 | 153.6 | 150.4 |         |
|  | 1982 | 133.1                                     | 109.6 | 102.9 | 104.5 | 104.0 | 109.8 | 108.0 | 112.0 | 104.7 | 94.0  | 89.6  |       |         |
| D 310133 3   |      |   |       |       |       |       |       |       |       |       |       |       |       |         |
| Inventory owned - Total - Des stocks possédés  | 1978 | 152.5                                     | 157.1 | 158.1 | 163.8 | 165.0 | 172.6 | 180.4 | 172.7 | 178.1 | 175.8 | 181.5 | 187.0 |         |
|  | 1979 | 187.3                                     | 201.0 | 211.0 | 219.5 | 225.5 | 221.2 | 230.8 | 239.2 | 245.1 | 247.7 | 245.8 | 255.6 |         |
|  | 1980 | 251.5                                     | 247.4 | 250.8 | 248.6 | 246.2 | 243.9 | 241.2 | 229.7 | 229.0 | 231.5 | 241.2 | 241.7 |         |
|  | 1981 | 252.6                                     | 267.1 | 258.9 | 256.2 | 257.8 | 260.7 | 257.0 | 271.8 | 264.7 | 262.0 | 265.6 | 256.0 |         |
|  | 1982 | 263.3                                     | 263.5 | 260.9 | 256.5 | 254.1 | 253.3 | 259.4 | 255.8 | 244.2 | 236.6 | 241.5 |       |         |
| D 310363 2   |      |   |       |       |       |       |       |       |       |       |       |       |       |         |
| Raw materials - Matières premières   | 1978 | 74.8                                      | 77.4  | 78.3  | 83.3  | 83.2  | 88.4  | 94.7  | 92.0  | 91.1  | 87.9  | 93.7  | 97.0  |         |
|  | 1979 | 94.7                                      | 104.5 | 110.9 | 118.4 | 119.8 | 116.1 | 120.7 | 124.4 | 128.8 | 130.0 | 125.8 | 127.9 |         |
|  | 1980 | 128.1                                     | 126.3 | 126.7 | 122.5 | 120.3 | 121.1 | 118.8 | 111.4 | 111.9 | 112.2 | 118.0 | 119.8 |         |
|  | 1981 | 124.7                                     | 134.0 | 123.5 | 119.3 | 126.9 | 129.5 | 129.0 | 140.2 | 135.3 | 133.6 | 133.3 | 126.8 |         |
|  | 1982 | 131.7                                     | 134.7 | 133.8 | 123.0 | 118.2 | 116.0 | 120.8 | 118.9 | 114.5 | 113.2 | 111.6 |       |         |
| D 310225 2   |      |   |       |       |       |       |       |       |       |       |       |       |       |         |
| Goods in process - Produits en cours   | 1978 | 26.4                                      | 27.2  | 27.6  | 28.0  | 28.3  | 30.0  | 31.0  | 32.0  | 34.1  | 34.9  | 35.4  | 36.7  |         |
|  | 1979 | 35.6                                      | 38.8  | 40.7  | 41.4  | 42.9  | 40.7  | 43.2  | 45.3  | 42.9  | 42.4  | 42.4  | 42.7  |         |
|  | 1980 | 42.5                                      | 41.6  | 40.6  | 40.7  | 40.2  | 39.2  | 38.6  | 39.4  | 38.5  | 40.0  | 41.1  | 39.9  |         |
|  | 1981 | 43.0                                      | 45.3  | 43.9  | 44.1  | 43.7  | 45.7  | 44.5  | 45.1  | 44.7  | 43.3  | 45.1  | 43.2  |         |
|  | 1982 | 45.0                                      | 44.9  | 41.3  | 43.1  | 42.7  | 42.1  | 44.6  | 42.8  | 41.2  | 40.0  | 40.0  |       |         |
| D 310271 2   |      |   |       |       |       |       |       |       |       |       |       |       |       |         |
| Finished goods - Produits finis  | 1978 | 51.3                                      | 52.5  | 52.2  | 52.5  | 53.5  | 54.2  | 54.7  | 48.7  | 52.9  | 53.0  | 52.4  | 53.3  |         |
|  | 1979 | 57.0                                      | 57.7  | 59.4  | 59.7  | 62.8  | 64.4  | 66.9  | 69.5  | 73.4  | 75.3  | 77.6  | 85.0  |         |
|  | 1980 | 80.9                                      | 79.5  | 83.5  | 85.4  | 85.7  | 83.6  | 83.8  | 78.9  | 78.6  | 79.3  | 80.1  | 82.0  |         |
|  | 1981 | 84.9                                      | 87.8  | 91.5  | 92.8  | 87.2  | 85.5  | 83.5  | 86.5  | 84.7  | 85.1  | 87.2  | 86.0  |         |
|  | 1982 | 86.6                                      | 83.9  | 85.8  | 90.4  | 93.2  | 95.2  | 94.0  | 94.1  | 88.5  | 83.4  | 89.9  |       |         |
| D 310317 2   |      |   |       |       |       |       |       |       |       |       |       |       |       |         |
| <b>TEXTILE INDUSTRIES - INDUSTRIE TEXTILE:</b>   |      |   |       |       |       |       |       |       |       |       |       |       |       |         |
| Unadjusted for seasonal variation - Chiffres non désaisonnalisés: Shipments - Livraisons | 1978 | 250.1                                     | 267.2 | 290.9 | 288.0 | 289.7 | 292.3 | 210.6 | 265.5 | 307.1 | 328.0 | 329.7 | 282.5 | 3,401.6 |
|  | 1979 | 330.7                                     | 325.4 | 347.4 | 333.8 | 361.6 | 359.6 | 252.9 | 328.2 | 364.6 | 394.9 | 366.5 | 308.2 | 4,073.8 |
|  | 1980 | 333.1                                     | 363.4 | 398.9 | 369.5 | 366.0 | 369.8 | 263.6 | 332.0 | 402.7 | 439.5 | 407.2 | 377.3 | 4,423.0 |
|  | 1981 | 359.6                                     | 401.8 | 461.4 | 455.7 | 445.1 | 466.0 | 334.2 | 370.5 | 426.6 | 443.1 | 398.3 | 361.4 | 4,923.7 |
|  | 1982 | 324.6                                     | 341.0 | 406.0 | 372.7 | 337.0 | 359.1 | 276.3 | 305.8 | 380.1 | 373.0 | 370.1 |       |         |
| D 310005 05  |      |   |       |       |       |       |       |       |       |       |       |       |       |         |
| New orders - Nouvelles commandes   | 1978 | 247.5                                     | 276.0 | 286.6 | 288.0 | 290.3 | 301.9 | 217.8 | 266.4 | 324.2 | 344.0 | 326.7 | 285.8 |         |
|  | 1979 | 365.5                                     | 336.3 | 358.5 | 335.8 | 352.4 | 350.8 | 283.6 | 324.1 | 364.4 | 395.5 | 358.4 | 294.5 |         |
|  | 1980 | 351.6                                     | 372.5 | 388.1 | 346.2 | 359.8 | 370.7 | 285.2 | 320.9 | 423.8 | 427.2 | 433.0 | 391.4 |         |
|  | 1981 | 370.9                                     | 407.4 | 473.9 | 429.0 | 433.2 | 449.8 | 343.0 | 355.0 | 428.5 | 432.8 | 397.8 | 375.9 |         |
|  | 1982 | 314.5                                     | 330.2 | 401.8 | 345.4 | 336.6 | 365.7 | 283.2 | 317.0 | 383.7 | 380.7 | 371.6 |       |         |
| D 310065   |      |   |       |       |       |       |       |       |       |       |       |       |       |         |
| Unfilled orders - Commandes en carnet  | 1978 | 192.5                                     | 201.3 | 197.0 | 197.0 | 197.6 | 207.2 | 214.3 | 215.3 | 232.3 | 248.3 | 245.3 | 248.7 |         |
|  | 1979 | 283.5                                     | 294.4 | 305.5 | 307.5 | 298.3 | 289.5 | 320.1 | 315.9 | 315.7 | 316.3 | 308.1 | 294.5 |         |
|  | 1980 | 313.1                                     | 322.1 | 311.3 | 288.0 | 281.8 | 282.7 | 304.3 | 293.2 | 314.3 | 302.0 | 327.8 | 341.9 |         |
|  | 1981 | 353.3                                     | 358.8 | 371.3 | 344.7 | 332.8 | 316.6 | 325.4 | 309.9 | 311.7 | 301.5 | 301.0 | 315.5 |         |
|  | 1982 | 305.4                                     | 294.6 | 290.3 | 263.0 | 262.7 | 259.3 | 266.2 | 277.5 | 281.1 | 288.8 | 290.3 |       |         |
| D 310111   |      |   |       |       |       |       |       |       |       |       |       |       |       |         |

See footnote(s) at end of statistical tables - Voir note(s) à la fin des tableaux statistiques.

TABLE 3. Estimated Value of Shipments, Orders and Inventory in Manufacturing Industries grouped according to the Standard Industrial Classification

TABLEAU 3. Valeur estimative des livraisons, commandes et stocks des industries manufacturières groupées d'après la classification type des industries

|  |      | Month - Mois                              |       |       |       |       |       |        |       |       |       |       |       | Total |
|--|------|---|-------|-------|-------|-------|-------|--------|-------|-------|-------|-------|-------|-------|
|  |      | Jan.                                      | Feb.  | March | April | May   | June  | July   | Aug.  | Sept. | Oct.  | Nov.  | Dec.  |       |
|  |      | Janv.                                     | Fév.  | Mars  | Avril | Mai   | Juin  | Juill. | Août  | Sept. | Oct.  | Nov.  | Déc.  |       |
|  |      | millions of dollars - millions de dollars |       |       |       |       |       |        |       |       |       |       |       |       |
| Inventory owned - Total - Des stocks possédés  | 1978 | 605.0                                     | 613.9 | 626.2 | 632.6 | 637.4 | 624.1 | 624.9  | 632.4 | 623.4 | 611.5 | 611.2 | 614.9 | ...   |
|  | 1979 | 636.5                                     | 650.3 | 665.8 | 671.6 | 687.6 | 702.1 | 722.0  | 724.6 | 729.5 | 738.9 | 749.0 | 757.5 | ...   |
|  | 1980 | 790.2                                     | 796.8 | 799.1 | 799.5 | 801.7 | 791.3 | 778.6  | 796.8 | 794.4 | 783.0 | 784.9 | 795.7 | ...   |
|  | 1981 | 856.7                                     | 872.2 | 887.5 | 899.9 | 902.4 | 897.9 | 902.8  | 936.3 | 946.2 | 930.7 | 921.7 | 888.9 | ...   |
| D 310341   | 1982 | 919.0                                     | 934.1 | 942.2 | 908.8 | 883.9 | 871.1 | 838.3  | 829.0 | 821.9 | 803.9 | 792.0 | ...   |       |
| Raw materials - Matières premières   | 1978 | 223.5                                     | 229.2 | 232.9 | 235.0 | 240.3 | 232.1 | 240.3  | 247.8 | 249.8 | 249.3 | 250.2 | 254.7 | ...   |
|  | 1979 | 265.5                                     | 272.3 | 284.7 | 287.0 | 298.7 | 302.9 | 312.8  | 311.0 | 312.5 | 315.4 | 319.1 | 326.4 | ...   |
|  | 1980 | 339.0                                     | 334.8 | 337.9 | 339.5 | 346.8 | 336.8 | 334.8  | 345.8 | 337.5 | 336.1 | 322.5 | 330.0 | ...   |
|  | 1981 | 367.4                                     | 358.5 | 359.0 | 364.2 | 366.6 | 360.2 | 372.3  | 383.7 | 386.6 | 378.3 | 365.4 | 350.0 | ...   |
| D 310203   | 1982 | 361.1                                     | 360.8 | 363.3 | 354.8 | 342.0 | 335.7 | 338.3  | 333.0 | 327.7 | 321.4 | 305.9 | ...   |       |
| Goods in process - Produits en cours   | 1978 | 146.9                                     | 149.1 | 153.4 | 155.2 | 155.3 | 149.3 | 147.6  | 154.1 | 150.3 | 145.1 | 147.2 | 142.7 | ...   |
|  | 1979 | 154.1                                     | 153.6 | 156.5 | 154.6 | 150.8 | 153.3 | 160.4  | 162.7 | 162.2 | 168.3 | 166.7 | 162.5 | ...   |
|  | 1980 | 171.2                                     | 173.7 | 169.4 | 174.4 | 172.9 | 171.3 | 171.6  | 174.2 | 180.9 | 178.6 | 183.3 | 184.4 | ...   |
|  | 1981 | 190.3                                     | 195.6 | 196.0 | 205.0 | 207.2 | 209.9 | 206.0  | 209.9 | 212.6 | 206.4 | 207.5 | 201.5 | ...   |
| D 310249   | 1982 | 200.1                                     | 203.2 | 197.7 | 195.7 | 194.2 | 189.9 | 180.1  | 188.8 | 187.0 | 185.0 | 185.5 | ...   |       |
| Finished products - Produits finis   | 1978 | 234.5                                     | 235.4 | 239.8 | 242.3 | 241.7 | 242.6 | 236.9  | 230.3 | 223.2 | 217.0 | 213.7 | 217.4 | ...   |
|  | 1979 | 216.7                                     | 224.2 | 224.4 | 229.9 | 238.0 | 245.8 | 248.7  | 250.8 | 254.6 | 255.0 | 263.2 | 268.5 | ...   |
|  | 1980 | 279.9                                     | 288.2 | 291.6 | 285.4 | 281.9 | 283.1 | 272.0  | 276.7 | 275.9 | 268.2 | 279.0 | 281.2 | ...   |
|  | 1981 | 298.9                                     | 318.0 | 332.4 | 330.6 | 328.6 | 327.8 | 324.4  | 342.6 | 347.0 | 346.0 | 348.7 | 337.3 | ...   |
| D 310295   | 1982 | 357.8                                     | 370.1 | 381.2 | 358.2 | 347.7 | 345.5 | 319.9  | 307.2 | 307.2 | 297.5 | 300.6 | ...   |       |
| Adjusted for seasonal variation - Chiffres désaisonnalisés (1): Shipments - Livraisons   | 1978 | 264.2                                     | 266.8 | 264.5 | 277.5 | 274.9 | 276.9 | 277.3  | 285.0 | 293.2 | 299.5 | 311.4 | 312.3 | ...   |
|  | 1979 | 343.1                                     | 325.9 | 320.0 | 320.6 | 340.2 | 342.8 | 334.7  | 353.5 | 351.7 | 350.4 | 350.5 | 341.6 | ...   |
|  | 1980 | 344.9                                     | 352.6 | 371.8 | 347.0 | 351.5 | 353.0 | 341.9  | 369.6 | 381.9 | 388.1 | 395.9 | 405.5 | ...   |
|  | 1981 | 381.6                                     | 403.1 | 426.4 | 428.4 | 432.4 | 439.4 | 436.4  | 412.1 | 398.6 | 398.6 | 385.2 | 386.6 | ...   |
| D 310035 05 3  | 1982 | 349.3                                     | 342.0 | 366.6 | 356.3 | 327.0 | 342.8 | 368.7  | 337.5 | 354.4 | 339.8 | 353.9 | ...   |       |
| New orders - Nouvelles commandes   | 1978 | 257.6                                     | 271.1 | 262.5 | 283.9 | 284.3 | 294.8 | 271.6  | 288.7 | 303.7 | 308.9 | 312.0 | 318.5 | ...   |
|  | 1979 | 374.0                                     | 331.9 | 331.2 | 336.2 | 342.8 | 340.5 | 350.4  | 357.4 | 340.9 | 346.5 | 347.3 | 320.6 | ...   |
|  | 1980 | 359.8                                     | 357.4 | 360.7 | 338.6 | 355.3 | 360.8 | 347.6  | 366.9 | 393.7 | 373.3 | 426.0 | 409.5 | ...   |
|  | 1981 | 389.0                                     | 405.1 | 436.7 | 420.2 | 431.8 | 430.4 | 426.3  | 406.2 | 390.7 | 387.1 | 388.3 | 391.4 | ...   |
| D 310088 4   | 1982 | 335.8                                     | 329.2 | 360.9 | 343.5 | 335.4 | 345.9 | 359.6  | 357.7 | 349.5 | 346.8 | 358.6 | ...   |       |
| Unfilled orders - Commandes en carnet  | 1978 | 187.6                                     | 191.9 | 189.9 | 196.3 | 205.7 | 223.6 | 217.9  | 221.6 | 232.1 | 241.5 | 242.1 | 248.3 | ...   |
|  | 1979 | 274.9                                     | 280.9 | 292.1 | 307.7 | 310.3 | 308.0 | 323.7  | 327.6 | 316.8 | 312.9 | 309.7 | 288.7 | ...   |
|  | 1980 | 303.6                                     | 308.4 | 297.3 | 288.9 | 292.7 | 300.5 | 306.2  | 303.5 | 315.3 | 300.5 | 330.6 | 334.6 | ...   |
|  | 1981 | 342.0                                     | 344.0 | 354.3 | 346.1 | 345.5 | 336.5 | 326.4  | 320.5 | 312.6 | 301.1 | 304.2 | 309.0 | ...   |
| D 310134 2   | 1982 | 295.5                                     | 282.7 | 277.0 | 264.2 | 272.6 | 275.7 | 266.6  | 286.8 | 281.9 | 288.9 | 293.6 | ...   |       |
| Inventory owned - Total - Des stocks possédés  | 1978 | 604.5                                     | 608.1 | 617.1 | 626.6 | 627.1 | 619.4 | 626.6  | 625.0 | 625.0 | 622.1 | 623.0 | 628.6 | ...   |
|  | 1979 | 634.8                                     | 642.0 | 654.8 | 661.1 | 674.3 | 697.0 | 724.3  | 718.4 | 731.6 | 756.0 | 767.6 | 779.3 | ...   |
|  | 1980 | 789.0                                     | 786.2 | 786.0 | 786.3 | 786.5 | 786.6 | 780.6  | 790.8 | 796.8 | 801.7 | 804.0 | 819.5 | ...   |
|  | 1981 | 854.7                                     | 860.0 | 873.2 | 884.2 | 885.5 | 891.7 | 905.4  | 930.6 | 949.7 | 954.4 | 944.1 | 916.5 | ...   |
| D 310364 1   | 1982 | 916.8                                     | 920.3 | 926.7 | 892.5 | 867.4 | 864.3 | 840.8  | 824.7 | 825.1 | 824.5 | 811.0 | ...   |       |
| Raw materials - Matières premières   | 1978 | 223.8                                     | 228.2 | 231.3 | 235.0 | 237.8 | 233.6 | 239.8  | 242.0 | 247.4 | 251.7 | 255.8 | 258.9 | ...   |
|  | 1979 | 265.4                                     | 270.8 | 281.4 | 284.8 | 293.4 | 304.4 | 311.4  | 305.5 | 311.3 | 319.6 | 328.2 | 334.8 | ...   |
|  | 1980 | 338.9                                     | 333.0 | 334.0 | 336.6 | 339.8 | 338.2 | 333.3  | 340.1 | 336.7 | 340.3 | 331.9 | 339.3 | ...   |
|  | 1981 | 366.9                                     | 356.7 | 354.9 | 360.7 | 358.8 | 361.5 | 370.6  | 377.7 | 386.3 | 383.0 | 376.1 | 360.5 | ...   |
| D 310226 1   | 1982 | 360.5                                     | 359.0 | 359.1 | 351.3 | 334.6 | 336.9 | 336.7  | 328.0 | 327.7 | 325.3 | 314.8 | ...   |       |
| Good in process - Produits en cours  | 1978 | 145.9                                     | 147.1 | 150.7 | 152.8 | 153.5 | 150.0 | 150.7  | 152.2 | 151.5 | 146.5 | 147.9 | 146.6 | ...   |
|  | 1979 | 152.4                                     | 151.0 | 154.6 | 151.7 | 148.4 | 154.4 | 163.5  | 161.5 | 161.9 | 171.1 | 168.0 | 167.3 | ...   |
|  | 1980 | 169.7                                     | 171.1 | 167.8 | 171.1 | 170.4 | 172.6 | 174.7  | 173.2 | 180.0 | 181.6 | 184.6 | 189.9 | ...   |
|  | 1981 | 188.5                                     | 192.6 | 194.5 | 201.0 | 204.3 | 211.5 | 209.7  | 209.0 | 211.4 | 209.9 | 208.8 | 207.7 | ...   |
| D 310272 3   | 1982 | 198.1                                     | 200.1 | 196.4 | 191.9 | 191.5 | 191.3 | 183.4  | 188.1 | 185.9 | 188.1 | 186.6 | ...   |       |
| Finished products - Produits finis   | 1978 | 234.8                                     | 232.8 | 235.1 | 238.8 | 235.8 | 235.8 | 236.1  | 230.8 | 226.1 | 223.9 | 219.3 | 223.1 | ...   |
|  | 1979 | 217.0                                     | 220.2 | 218.8 | 224.6 | 232.5 | 238.2 | 249.4  | 251.4 | 258.6 | 265.3 | 271.4 | 277.2 | ...   |
|  | 1980 | 280.4                                     | 282.1 | 284.2 | 278.6 | 276.3 | 274.8 | 272.6  | 277.5 | 280.1 | 279.8 | 287.5 | 290.3 | ...   |
|  | 1981 | 299.3                                     | 310.7 | 323.8 | 322.5 | 322.4 | 318.7 | 325.1  | 343.9 | 352.0 | 361.5 | 359.2 | 348.3 | ...   |
| D 310318 2   | 1982 | 358.2                                     | 361.2 | 371.2 | 349.3 | 341.3 | 336.1 | 320.7  | 308.6 | 311.5 | 311.1 | 309.6 | ...   |       |
| <b>KNITTING MILLS - BONNETERIE:</b>  |      |   |       |       |       |       |       |        |       |       |       |       |       |       |
| Unadjusted for seasonal variation - Chiffres non-désaisonnalisés: Shipments - Livraisons | 1978 | 50.2                                      | 57.5  | 60.3  | 50.9  | 53.3  | 65.8  | 56.4   | 66.8  | 67.9  | 68.5  | 66.4  | 47.3  | 711.3 |
|  | 1979 | 56.3                                      | 60.6  | 68.8  | 59.8  | 63.6  | 77.8  | 68.2   | 79.9  | 79.6  | 81.9  | 79.2  | 53.8  | 829.5 |
|  | 1980 | 67.7                                      | 73.4  | 75.3  | 67.4  | 68.3  | 87.7  | 80.7   | 84.8  | 95.1  | 95.3  | 88.0  | 65.5  | 949.2 |
|  | 1981 | 70.9                                      | 76.8  | 83.3  | 75.7  | 75.6  | 91.0  | 79.7   | 90.2  | 94.2  | 86.3  | 57.7  | 978.4 |       |
| D 310006 06  | 1982 | 65.9                                      | 70.5  | 80.1  | 65.8  | 66.4  | 85.8  | 74.9   | 93.5  | 99.3  | 92.9  | 92.0  | ...   |       |
| Inventory owned - Total - Des stocks possédés  | 1978 | 132.2                                     | 132.6 | 136.5 | 142.8 | 147.2 | 149.9 | 146.3  | 144.8 | 139.4 | 142.7 | 137.8 | 145.9 | ...   |
|  | 1979 | 146.3                                     | 155.0 | 161.4 | 166.1 | 180.5 | 188.2 | 186.3  | 186.3 | 177.7 | 178.9 | 176.5 | 182.3 | ...   |
|  | 1980 | 186.6                                     | 191.2 | 195.1 | 205.6 | 211.5 | 215.8 | 207.8  | 205.8 | 198.3 | 201.2 | 198.9 | 196.7 | ...   |
|  | 1981 | 203.6                                     | 207.3 | 212.5 | 219.3 | 224.9 | 230.4 | 219.6  | 218.0 | 212.7 | 208.4 | 205.4 | 206.0 | ...   |
| D 310342   | 1982 | 201.9                                     | 200.5 | 204.4 | 212.7 | 218.9 | 221.3 | 211.8  | 209.7 | 201.3 | 201.4 | 196.8 | ...   |       |
| Raw materials - Matières premières   | 1978 | 57.2                                      | 56.6  | 58.3  | 61.0  | 63.0  | 62.2  | 62.5   | 62.9  | 58.4  | 62.9  | 60.5  | 62.0  | ...   |
|  | 1979 | 64.1                                      | 66.8  | 70.8  | 68.0  | 76.5  | 81.3  | 80.8   | 83.7  | 78.3  | 80.4  | 78.2  | 79.2  | ...   |
|  | 1980 | 78.7                                      | 81.6  | 84.1  | 90.5  | 94.4  | 96.0  | 92.6   | 92.4  | 89.3  | 91.5  | 89.9  | 85.9  | ...   |
|  | 1981 | 89.0                                      | 90.7  | 92.4  | 94.7  | 97.4  | 96.8  | 93.1   | 93.2  | 90.1  | 90.4  | 90.9  | 88.9  | ...   |
| D 310204   | 1982 | 83.7                                      | 81.6  | 84.6  | 87.3  | 89.9  | 91.3  | 87.1   | 85.8  | 83.9  | 84.3  | 81.9  | ...   |       |

See footnote(s) at end of statistical tables. - Voir note(s) à la fin des tableaux statistiques.

TABLE 3. Estimated Value of Shipments, Orders and Inventory in Manufacturing Industries grouped according to the Standard Industrial Classification

TABLEAU 3. Valeur estimative des livraisons, commandes et stocks des industries manufacturières groupées d'après la classification type des industries

|  |      | Month - Mois                              |       |       |       |       |       |        |       |       |       |       |         | Total |
|--|------|---|-------|-------|-------|-------|-------|--------|-------|-------|-------|-------|---------|-------|
|  |      | Jan.                                      | Feb.  | March | April | May   | June  | July   | Aug.  | Sept. | Oct.  | Nov.  | Déc.    |       |
|  |      | Janv.                                     | Fév.  | Mars  | Avril | Mai   | Juin  | Juill. | Août  | Sept. | Oct.  | Nov.  | Déc.    |       |
|  |      | millions of dollars - millions de dollars |       |       |       |       |       |        |       |       |       |       |         |       |
| Goods in process - Produits en cours   | 1978 | 30.7                                      | 32.1  | 32.6  | 33.4  | 34.8  | 35.2  | 33.6   | 33.7  | 34.4  | 34.8  | 33.3  | 35.6    |       |
|  | 1979 | 32.5                                      | 34.8  | 35.7  | 37.8  | 40.0  | 41.1  | 40.7   | 41.2  | 41.7  | 41.8  | 41.9  | 42.5    |       |
|  | 1980 | 42.9                                      | 43.7  | 43.9  | 44.0  | 44.6  | 45.0  | 43.5   | 44.0  | 43.8  | 44.8  | 44.8  | 44.8    |       |
| D 310250   | 1981 | 46.7                                      | 46.4  | 48.3  | 50.0  | 50.3  | 50.5  | 49.0   | 49.7  | 47.7  | 46.4  | 45.6  | 43.6    |       |
|  | 1982 | 43.1                                      | 43.4  | 44.3  | 45.7  | 46.8  | 47.1  | 46.0   | 46.7  | 45.8  | 46.0  | 44.5  |         |       |
| Finished products - Produits finis   | 1978 | 44.3                                      | 43.8  | 45.5  | 48.2  | 49.3  | 52.4  | 50.2   | 48.1  | 46.5  | 44.9  | 44.0  | 48.3    |       |
|  | 1979 | 49.7                                      | 53.3  | 54.9  | 60.2  | 64.0  | 65.6  | 64.7   | 61.3  | 57.6  | 56.6  | 56.3  | 60.5    |       |
|  | 1980 | 64.9                                      | 65.7  | 67.0  | 70.9  | 72.4  | 74.7  | 71.6   | 69.8  | 64.9  | 65.8  | 64.0  | 65.9    |       |
| D 310296   | 1981 | 67.8                                      | 70.1  | 71.7  | 74.5  | 77.0  | 82.9  | 77.4   | 75.1  | 74.8  | 71.5  | 68.8  | 73.4    |       |
|  | 1982 | 75.1                                      | 75.5  | 75.5  | 79.8  | 82.2  | 82.9  | 78.7   | 77.3  | 71.6  | 71.0  | 70.4  |         |       |
| Adjusted for seasonal variation -<br>Chiffres désaisonnalisés (1):<br>Shipments - Livraisons | 1978 | 55.7                                      | 57.7  | 56.9  | 58.5  | 58.4  | 60.9  | 59.0   | 59.6  | 60.8  | 60.9  | 60.0  | 62.3    |       |
|  | 1979 | 62.2                                      | 62.6  | 67.2  | 68.3  | 68.9  | 72.3  | 70.5   | 71.3  | 70.6  | 71.0  | 72.9  | 69.5    |       |
|  | 1980 | 74.7                                      | 74.4  | 74.9  | 75.1  | 76.3  | 79.8  | 81.1   | 78.9  | 82.4  | 81.9  | 83.3  | 82.1    |       |
| D 310036   | 1981 | 80.9                                      | 80.8  | 81.8  | 83.4  | 85.9  | 81.5  | 80.6   | 83.8  | 82.7  | 83.1  | 80.8  | 71.6    |       |
|  | 1982 | 76.6                                      | 74.5  | 77.0  | 73.7  | 75.2  | 75.4  | 77.7   | 85.7  | 83.8  | 83.5  | 85.4  |         |       |
| Inventory owned - Total - Des stocks<br>possédés   | 1978 | 135.9                                     | 136.3 | 137.7 | 138.9 | 140.1 | 141.2 | 141.7  | 141.5 | 141.2 | 146.8 | 145.2 | 151.5   |       |
|  | 1979 | 151.6                                     | 159.0 | 162.7 | 161.2 | 171.2 | 175.6 | 180.0  | 182.3 | 180.8 | 184.3 | 186.0 | 190.2   |       |
|  | 1980 | 194.2                                     | 195.9 | 196.2 | 199.3 | 200.1 | 200.7 | 200.3  | 201.5 | 202.6 | 207.5 | 210.0 | 205.9   |       |
| D 310365   | 1981 | 212.3                                     | 212.2 | 213.8 | 212.6 | 212.4 | 213.8 | 211.4  | 213.7 | 217.9 | 215.5 | 217.5 | 216.2   |       |
|  | 1982 | 210.7                                     | 205.1 | 205.5 | 206.1 | 206.5 | 205.1 | 203.8  | 205.8 | 206.7 | 208.5 | 208.8 |         |       |
| Raw materials - Matières premières   | 1978 | 58.7                                      | 58.5  | 58.8  | 60.1  | 61.2  | 60.4  | 61.2   | 60.4  | 58.0  | 62.9  | 62.5  | 64.7    |       |
|  | 1979 | 66.7                                      | 69.3  | 71.7  | 66.8  | 73.6  | 77.7  | 78.6   | 80.5  | 78.6  | 80.6  | 80.8  | 82.9    |       |
|  | 1980 | 82.6                                      | 84.7  | 85.2  | 88.8  | 90.2  | 91.0  | 89.7   | 88.9  | 90.2  | 91.9  | 93.1  | 90.2    |       |
| D 310227   | 1981 | 93.7                                      | 94.1  | 93.7  | 92.8  | 92.8  | 91.5  | 90.0   | 89.7  | 91.3  | 91.0  | 94.3  | 93.6    |       |
|  | 1982 | 88.3                                      | 84.6  | 85.7  | 85.5  | 85.5  | 86.1  | 84.2   | 82.6  | 85.2  | 84.9  | 85.0  |         |       |
| Goods in process - Produits en cours   | 1978 | 31.5                                      | 32.7  | 33.0  | 33.1  | 33.6  | 33.8  | 33.3   | 33.6  | 34.3  | 35.2  | 34.0  | 36.1    |       |
|  | 1979 | 33.4                                      | 35.3  | 36.0  | 37.3  | 38.6  | 39.4  | 40.5   | 41.2  | 41.6  | 42.4  | 42.7  | 43.3    |       |
|  | 1980 | 44.2                                      | 44.4  | 44.1  | 43.3  | 43.0  | 43.2  | 43.3   | 43.5  | 44.0  | 44.5  | 45.6  | 45.8    |       |
| D 310273   | 1981 | 48.1                                      | 47.1  | 48.5  | 49.2  | 48.5  | 48.5  | 48.7   | 49.7  | 47.7  | 47.2  | 46.4  | 44.6    |       |
|  | 1982 | 44.3                                      | 44.1  | 44.4  | 44.9  | 45.1  | 45.2  | 45.7   | 46.7  | 45.9  | 46.8  | 45.3  |         |       |
| Finished products - Produits finis   | 1978 | 45.7                                      | 45.1  | 45.9  | 45.7  | 45.3  | 47.0  | 47.2   | 47.5  | 48.9  | 48.7  | 48.7  | 50.7    |       |
|  | 1979 | 51.5                                      | 54.4  | 55.0  | 57.1  | 59.0  | 58.5  | 60.9   | 60.6  | 60.6  | 61.3  | 62.5  | 64.0    |       |
|  | 1980 | 67.4                                      | 66.8  | 66.9  | 67.2  | 66.9  | 66.5  | 67.3   | 69.1  | 68.4  | 71.1  | 71.3  | 69.9    |       |
| D 310319   | 1981 | 70.5                                      | 71.0  | 71.6  | 70.6  | 71.1  | 73.8  | 72.7   | 74.3  | 78.9  | 77.3  | 76.8  | 78.0    |       |
|  | 1982 | 78.1                                      | 76.4  | 75.4  | 75.7  | 75.9  | 73.8  | 73.9   | 76.5  | 75.6  | 76.8  | 78.5  |         |       |
| <b>CLOTHING INDUSTRIES - INDUSTRIE DE L'HABILLEMENT:</b>                                     |      |   |       |       |       |       |       |        |       |       |       |       |         |       |
| Unadjusted for seasonal variation<br>Chiffres non-désaisonnalisés:<br>Shipments - Livraisons | 1978 | 217.9                                     | 244.0 | 262.0 | 221.6 | 205.5 | 254.0 | 242.3  | 307.4 | 328.5 | 318.2 | 305.8 | 207.1   |       |
|  | 1979 | 278.8                                     | 315.0 | 341.3 | 259.0 | 254.4 | 310.6 | 305.2  | 377.8 | 373.7 | 366.9 | 294.6 | 202.0   |       |
|  | 1980 | 298.5                                     | 339.6 | 327.5 | 270.9 | 248.6 | 311.4 | 343.0  | 372.7 | 404.1 | 378.8 | 321.6 | 248.0   |       |
| D 310007   | 1981 | 300.7                                     | 349.9 | 360.3 | 298.1 | 260.7 | 349.9 | 334.2  | 401.2 | 420.5 | 395.8 | 325.3 | 240.9   |       |
|  | 1982 | 302.4                                     | 351.8 | 346.0 | 262.2 | 239.3 | 301.6 | 305.4  | 379.8 | 376.3 | 340.1 | 323.6 | 4.037.5 |       |
| New orders - Nouvelles commandes   | 1978 | 216.0                                     | 228.4 | 274.4 | 232.6 | 220.6 | 272.4 | 238.5  | 285.6 | 338.5 | 319.0 | 304.3 | 215.1   |       |
|  | 1979 | 299.0                                     | 299.7 | 360.9 | 251.2 | 298.1 | 316.3 | 305.1  | 358.1 | 371.5 | 371.8 | 281.8 | 190.8   |       |
|  | 1980 | 318.3                                     | 304.4 | 325.8 | 297.5 | 281.4 | 297.4 | 342.3  | 359.0 | 392.8 | 399.8 | 316.2 | 261.4   |       |
| D 310067   | 1981 | 281.5                                     | 353.1 | 339.7 | 335.4 | 293.4 | 374.5 | 310.5  | 368.7 | 416.4 | 383.4 | 317.1 | 242.9   |       |
|  | 1982 | 329.7                                     | 313.3 | 336.5 | 291.8 | 276.1 | 319.7 | 270.9  | 353.5 | 370.2 | 338.6 | 322.1 |         |       |
| Unfilled orders - Commandes en carnet  | 1978 | 130.4                                     | 114.8 | 127.1 | 138.1 | 153.3 | 171.7 | 167.9  | 146.2 | 156.2 | 157.0 | 155.5 | 163.5   |       |
|  | 1979 | 183.7                                     | 168.4 | 187.9 | 180.1 | 223.8 | 229.5 | 229.3  | 209.7 | 207.5 | 212.3 | 199.6 | 188.4   |       |
|  | 1980 | 208.1                                     | 173.0 | 171.2 | 197.8 | 230.5 | 216.5 | 215.8  | 202.0 | 190.7 | 211.7 | 206.2 | 219.6   |       |
| D 310113   | 1981 | 200.4                                     | 203.6 | 183.0 | 220.2 | 252.9 | 277.5 | 253.8  | 221.4 | 217.3 | 204.9 | 196.6 | 198.6   |       |
|  | 1982 | 225.9                                     | 187.4 | 177.9 | 207.5 | 244.3 | 262.3 | 227.7  | 201.4 | 195.3 | 193.7 | 192.2 |         |       |
| Inventory owned - Total - Des stocks<br>possédés   | 1978 | 517.5                                     | 540.1 | 577.3 | 593.8 | 635.6 | 654.9 | 627.6  | 593.0 | 574.7 | 554.7 | 582.4 | 599.7   |       |
|  | 1979 | 609.2                                     | 636.9 | 679.3 | 724.5 | 795.4 | 848.2 | 796.5  | 772.5 | 752.6 | 750.7 | 773.5 | 788.5   |       |
|  | 1980 | 793.4                                     | 788.2 | 809.0 | 851.1 | 908.8 | 900.1 | 812.4  | 773.1 | 739.3 | 734.9 | 762.4 | 747.6   |       |
| D 310343   | 1981 | 795.8                                     | 808.7 | 832.6 | 859.5 | 928.8 | 928.6 | 900.6  | 880.7 | 851.5 | 834.1 | 820.8 | 829.4   |       |
|  | 1982 | 848.3                                     | 829.1 | 819.8 | 834.6 | 871.9 | 857.7 | 839.7  | 806.1 | 757.1 | 745.2 | 741.2 |         |       |
| Raw materials - Matières premières   | 1978 | 252.7                                     | 261.2 | 280.4 | 298.1 | 316.7 | 322.2 | 315.0  | 299.6 | 293.8 | 283.4 | 304.3 | 309.3   |       |
|  | 1979 | 315.1                                     | 329.9 | 356.6 | 379.8 | 411.5 | 432.4 | 418.6  | 405.4 | 403.0 | 398.7 | 403.7 | 399.8   |       |
|  | 1980 | 398.3                                     | 393.4 | 407.4 | 425.0 | 445.5 | 435.4 | 410.8  | 397.8 | 372.3 | 365.9 | 375.9 | 368.4   |       |
| D 310205   | 1981 | 383.4                                     | 388.7 | 404.4 | 412.6 | 448.1 | 438.1 | 423.6  | 436.4 | 403.5 | 400.5 | 382.5 | 389.8   |       |
|  | 1982 | 389.0                                     | 391.5 | 394.3 | 400.1 | 413.9 | 405.4 | 396.4  | 372.4 | 372.4 | 373.1 | 367.2 |         |       |
| Goods in process - Produits en cours   | 1978 | 87.4                                      | 90.5  | 92.7  | 93.6  | 97.3  | 97.1  | 97.4   | 99.5  | 98.1  | 95.4  | 99.0  | 103.6   |       |
|  | 1979 | 103.7                                     | 101.1 | 107.8 | 112.5 | 125.2 | 130.7 | 118.7  | 121.3 | 116.2 | 116.0 | 118.9 | 116.9   |       |
|  | 1980 | 118.4                                     | 125.9 | 129.3 | 134.1 | 150.5 | 133.2 | 119.7  | 120.4 | 112.9 | 113.3 | 123.8 | 119.3   |       |
| D 310251   | 1981 | 128.5                                     | 127.9 | 128.0 | 133.4 | 140.0 | 139.4 | 132.4  | 129.5 | 132.8 | 127.6 | 134.2 | 128.7   |       |
|  | 1982 | 135.7                                     | 135.4 | 117.5 | 116.9 | 124.5 | 116.2 | 112.0  | 120.7 | 113.0 | 111.7 | 119.4 |         |       |
| Finished products - Produits finis   | 1978 | 177.4                                     | 188.2 | 204.1 | 201.9 | 221.5 | 235.5 | 215.0  | 193.8 | 182.6 | 175.8 | 178.9 | 186.7   |       |
|  | 1979 | 190.4                                     | 205.7 | 214.8 | 232.1 | 258.6 | 285.0 | 259.1  | 245.7 | 233.3 | 235.9 | 250.8 | 271.7   |       |
|  | 1980 | 276.6                                     | 268.8 | 272.2 | 291.9 | 312.7 | 331.5 | 281.8  | 254.8 | 253.9 | 255.5 | 262.6 | 259.9   |       |
| D 310297   | 1981 | 283.8                                     | 292.0 | 300.1 | 313.4 | 340.6 | 350.9 | 344.5  | 314.7 | 315.0 | 305.9 | 304.1 | 310.9   |       |
|  | 1982 | 323.7                                     | 302.1 | 307.9 | 317.6 | 333.5 | 336.1 | 324.3  | 289.1 | 271.7 | 260.5 | 254.7 |         |       |

See footnote(s) at end of statistical tables. - Voir note(s) à la fin des tableaux statistiques



TABLE 3. Estimated Value of Shipments, Orders and Inventory in Manufacturing Industries grouped according to the Standard Industrial Classification

TABLEAU 3. Valeur estimative des livraisons, commandes et stocks des industries manufacturières groupées d'après la classification type des industries

|  |                                      | Month - Mois                                      |   |   |   |   |   |   |   |   |   |   |  | Total                                    |
|--|--------------------------------------|---|---|---|---|---|---|---|---|---|---|---|--|--|
|  |                                      | Jan   | Feb   | March   | April   | May   | June  | July  | Aug   | Sept.   | Oct.  | Nov.  | Dec.                                     |  |
|  |                                      | Janv.   | Fev.  | Mars  | Avril   | Mar   | Jun   | Juill.  | Août  | Sept.   | Oct.  | Nov.  | Dec.                                     |  |
| millions of dollars - millions de dollars  |                                      |   |   |   |   |   |   |   |   |   |   |   |  |  |
| Adjusted for seasonal variation -<br>Chiffres désaisonnalisés (1):<br>Shipments - Livraisons   | 1978<br>1979<br>1980<br>1981<br>1982 | 231.0<br>290.6<br>313.8<br>323.2<br>336.8         | 231.9<br>298.8<br>312.7<br>332.4<br>334.3           | 237.7<br>313.9<br>305.5<br>333.0<br>312.2           | 252.0<br>289.9<br>303.7<br>331.4<br>295.0           | 244.4<br>308.3<br>310.0<br>337.8<br>304.9         | 256.5<br>318.0<br>314.4<br>345.1<br>300.0           | 251.4<br>315.8<br>348.2<br>341.6<br>316.7           | 260.4<br>318.8<br>327.4<br>344.8<br>323.1           | 278.9<br>318.4<br>326.3<br>341.6<br>301.1           | 282.3<br>314.8<br>324.8<br>343.1<br>304.5           | 304.1<br>295.1<br>335.2<br>331.6<br>323.5           | 285.9<br>277.1<br>331.6<br>323.9         |  |
| D 310037   | 07                                   | 4   |   |   |   |   |   |   |   |   |   |   |  |  |
| New orders - Nouvelles commandes   | 1978<br>1979<br>1980<br>1981<br>1982 | 227.9<br>306.0<br>327.7<br>297.3<br>357.1         | 238.1<br>311.5<br>304.2<br>364.8<br>322.8           | 246.3<br>333.0<br>303.1<br>310.8<br>303.2           | 249.4<br>261.0<br>311.4<br>347.4<br>303.2           | 246.1<br>330.5<br>318.7<br>343.6<br>315.6         | 263.9<br>315.8<br>297.5<br>364.1<br>314.2           | 253.9<br>321.6<br>351.6<br>324.2<br>288.8           | 259.2<br>325.6<br>336.6<br>338.4<br>319.6           | 294.5<br>319.7<br>317.8<br>341.3<br>298.7           | 275.8<br>314.2<br>342.3<br>326.2<br>298.9           | 304.2<br>288.7<br>337.2<br>331.0<br>329.9           | 289.4<br>258.2<br>338.3<br>319.5         |  |
| D 310090   |                                      | 6   |   |   |   |   |   |   |   |   |   |   |  |  |
| Unfilled orders - Commandes en carnet  | 1978<br>1979<br>1980<br>1981<br>1982 | 127.3<br>178.9<br>203.7<br>196.7<br>222.1         | 133.5<br>191.6<br>195.2<br>229.1<br>210.6           | 142.1<br>210.7<br>192.8<br>206.9<br>201.6           | 139.5<br>181.8<br>200.5<br>222.9<br>209.8           | 141.2<br>204.0<br>209.2<br>228.7<br>220.5         | 148.6<br>201.8<br>192.3<br>247.7<br>234.7           | 151.1<br>207.6<br>195.7<br>230.3<br>206.8           | 149.9<br>214.4<br>204.9<br>223.9<br>203.3           | 165.5<br>215.7<br>196.4<br>223.6<br>200.9           | 159.0<br>215.1<br>213.9<br>206.7<br>195.3           | 159.1<br>208.7<br>215.9<br>206.1<br>201.7           | 162.6<br>189.8<br>222.6<br>201.7         |  |
| D 310136   |                                      | 4   |   |   |   |   |   |   |   |   |   |   |  |  |
| Inventory owned - Total - Des stocks possédés  | 1978<br>1979<br>1980<br>1981<br>1982 | 537.2<br>632.7<br>824.0<br>825.2<br>879.1         | 559.2<br>658.9<br>814.5<br>834.8<br>855.2           | 581.4<br>682.6<br>812.4<br>835.7<br>822.9           | 575.4<br>700.7<br>822.5<br>829.8<br>805.4           | 580.8<br>723.7<br>824.3<br>841.1<br>788.9         | 582.1<br>752.8<br>795.7<br>819.5<br>755.7           | 600.5<br>764.5<br>779.9<br>864.5<br>806.0           | 591.2<br>775.4<br>778.8<br>889.3<br>814.8           | 597.6<br>785.9<br>775.3<br>895.9<br>797.2           | 595.4<br>805.6<br>790.0<br>897.5<br>801.2           | 619.4<br>817.5<br>805.3<br>867.6<br>782.2           | 630.5<br>839.2<br>797.7<br>886.7         |  |
| D 310366   |                                      | 2   |   |   |   |   |   |   |   |   |   |   |  |  |
| Raw materials - Matières premières   | 1978<br>1979<br>1980<br>1981<br>1982 | 264.4<br>331.7<br>419.2<br>403.3<br>409.1         | 273.6<br>346.8<br>413.4<br>408.1<br>410.8           | 282.3<br>358.9<br>409.5<br>406.0<br>395.7           | 287.6<br>367.2<br>411.3<br>399.4<br>387.3           | 291.0<br>376.3<br>406.1<br>408.2<br>376.9         | 293.3<br>392.4<br>394.9<br>397.3<br>367.7           | 303.0<br>402.7<br>395.1<br>407.2<br>387.8           | 298.3<br>403.0<br>394.6<br>433.7<br>393.9           | 300.3<br>414.6<br>384.6<br>417.9<br>386.1           | 299.9<br>420.5<br>385.7<br>422.0<br>393.0           | 319.8<br>420.3<br>391.1<br>398.2<br>382.3           | 324.5<br>422.1<br>390.1<br>413.5         |  |
| D 310228   |                                      | 2   |   |   |   |   |   |   |   |   |   |   |  |  |
| Goods in process - Produits en cours   | 1978<br>1979<br>1980<br>1981<br>1982 | 90.4<br>105.6<br>120.1<br>129.9<br>137.0          | 91.4<br>101.1<br>125.9<br>128.1<br>135.7            | 92.7<br>107.5<br>128.6<br>127.2<br>116.8            | 91.9<br>109.7<br>130.1<br>129.0<br>112.8            | 90.9<br>116.2<br>139.1<br>129.0<br>114.5          | 90.0<br>121.7<br>124.3<br>130.0<br>108.3            | 96.2<br>118.2<br>119.6<br>132.6<br>112.3            | 97.7<br>121.1<br>121.0<br>136.5<br>121.8            | 100.1<br>118.9<br>115.9<br>136.7<br>116.6           | 101.2<br>123.9<br>121.2<br>137.6<br>119.5           | 103.0<br>122.5<br>127.1<br>137.6<br>122.3           | 108.1<br>123.9<br>126.7<br>136.9         |  |
| D 310274   |                                      | 3   |   |   |   |   |   |   |   |   |   |   |  |  |
| Finished products - Produits finis   | 1978<br>1979<br>1980<br>1981<br>1982 | 182.4<br>195.4<br>284.7<br>292.0<br>333.0         | 194.2<br>211.0<br>275.2<br>298.6<br>308.7           | 206.4<br>216.2<br>274.3<br>302.5<br>310.4           | 195.9<br>223.8<br>281.1<br>301.4<br>305.3           | 198.9<br>231.2<br>279.1<br>303.9<br>297.5         | 198.8<br>238.7<br>276.5<br>292.2<br>279.7           | 201.3<br>243.6<br>265.2<br>324.7<br>305.9           | 195.2<br>251.3<br>262.4<br>325.1<br>299.1           | 197.2<br>252.4<br>274.8<br>341.3<br>294.5           | 194.3<br>261.2<br>283.1<br>339.0<br>288.7           | 196.6<br>274.7<br>287.1<br>331.8<br>277.6           | 197.9<br>293.2<br>280.9<br>336.3         |  |
| D 310320   |                                      | 2   |   |   |   |   |   |   |   |   |   |   |  |  |
| <b>WOOD INDUSTRIES - INDUSTRIE DU BOIS:</b>  |                                      |   |   |   |   |   |   |   |   |   |   |   |  |  |
| Unadjusted for seasonal variation -<br>Chiffres non-désaisonnalisés:<br>Shipments - Livraisons | 1978<br>1979<br>1980<br>1981<br>1982 | 503.9<br>651.1<br>673.6<br>669.1<br>499.6         | 500.7<br>634.8<br>738.4<br>720.4<br>538.1           | 607.8<br>753.0<br>737.7<br>841.0<br>676.5           | 606.3<br>749.6<br>675.4<br>865.6<br>604.7           | 668.9<br>820.4<br>693.2<br>856.4<br>636.3         | 689.4<br>814.3<br>715.7<br>943.2<br>705.1           | 598.6<br>722.9<br>690.4<br>631.8<br>559.9           | 673.5<br>803.4<br>670.9<br>521.1<br>601.6           | 668.2<br>770.2<br>725.8<br>675.5<br>621.2           | 695.4<br>810.6<br>759.1<br>678.4<br>608.3           | 668.9<br>718.8<br>682.0<br>614.9<br>621.6           | 594.4<br>558.8<br>633.3<br>561.1         | 7,476.0<br>8,807.9<br>8,395.5<br>8,578.5 |
| D 310008   | 08                                   |   |   |   |   |   |   |   |   |   |   |   |  |  |
| Inventory owned - Total - Des stocks possédés  | 1978<br>1979<br>1980<br>1981<br>1982 | 977.5<br>1,086.9<br>1,493.8<br>1,527.4<br>1,509.2 | 1,051.8<br>1,167.6<br>1,548.8<br>1,561.1<br>1,587.2 | 1,061.4<br>1,247.1<br>1,561.9<br>1,581.7<br>1,568.4 | 1,031.7<br>1,204.7<br>1,503.3<br>1,471.8<br>1,498.5 | 986.8<br>1,186.4<br>1,426.1<br>1,414.5<br>1,431.3 | 983.8<br>1,197.3<br>1,358.0<br>1,356.9<br>1,366.1   | 967.1<br>1,214.3<br>1,393.9<br>1,405.0<br>1,319.9   | 969.4<br>1,214.3<br>1,393.9<br>1,405.0<br>1,268.3   | 982.0<br>1,291.8<br>1,429.0<br>1,419.0<br>1,261.9   | 996.8<br>1,357.6<br>1,438.8<br>1,464.8<br>1,282.8   | 1,046.8<br>1,404.8<br>1,463.5<br>1,429.0<br>1,247.6 | 1,065.4<br>1,428.7<br>1,485.4<br>1,458.4 |  |
| D 310344   |                                      |   |   |   |   |   |   |   |   |   |   |   |  |  |
| Raw materials - Matières premières   | 1978<br>1979<br>1980<br>1981<br>1982 | 298.7<br>311.3<br>379.3<br>381.5<br>430.8         | 317.1<br>315.2<br>396.2<br>385.8<br>450.7           | 317.5<br>336.3<br>399.3<br>402.4<br>443.7           | 303.2<br>336.7<br>391.8<br>399.9<br>432.2           | 294.1<br>338.8<br>378.9<br>401.3<br>419.4         | 290.9<br>354.2<br>359.9<br>399.0<br>412.9           | 294.5<br>356.8<br>365.6<br>406.2<br>398.2           | 292.9<br>356.8<br>366.7<br>417.9<br>383.3           | 297.4<br>369.6<br>365.6<br>416.9<br>371.8           | 299.8<br>365.4<br>361.0<br>431.0<br>363.7           | 300.0<br>364.5<br>362.9<br>422.2<br>349.0           | 309.3<br>371.1<br>369.5<br>419.8         |  |
| D 310206   |                                      |   |   |   |   |   |   |   |   |   |   |   |  |  |
| Goods in process - Produits en cours   | 1978<br>1979<br>1980<br>1981<br>1982 | 276.0<br>370.5<br>535.6<br>530.4<br>512.2         | 304.0<br>404.7<br>565.7<br>548.2<br>538.8           | 304.3<br>423.9<br>545.4<br>540.2<br>526.6           | 286.2<br>379.1<br>489.5<br>468.3<br>462.2           | 261.4<br>356.0<br>444.4<br>410.1<br>424.2         | 271.9<br>353.7<br>411.6<br>405.4<br>391.5           | 283.4<br>383.2<br>433.9<br>438.9<br>406.3           | 311.3<br>400.1<br>460.9<br>445.0<br>394.6           | 306.8<br>442.8<br>484.3<br>455.2<br>403.7           | 323.4<br>464.6<br>497.0<br>471.9<br>415.3           | 329.9<br>485.6<br>513.0<br>471.6<br>407.9           | 347.2<br>500.6<br>516.0<br>486.4         |  |
| D 310252   |                                      |   |   |   |   |   |   |   |   |   |   |   |  |  |
| Finished goods - Produits finis  | 1978<br>1979<br>1980<br>1981<br>1982 | 402.7<br>405.0<br>578.8<br>615.4<br>566.2         | 430.7<br>447.5<br>586.8<br>627.0<br>597.7           | 438.4<br>486.8<br>617.1<br>639.0<br>599.0           | 442.3<br>488.8<br>622.0<br>603.4<br>604.1           | 431.2<br>491.5<br>602.8<br>602.9<br>587.7         | 420.9<br>489.3<br>586.5<br>552.4<br>561.7           | 389.1<br>441.9<br>559.0<br>541.1<br>515.4           | 365.1<br>457.3<br>566.2<br>542.1<br>490.4           | 377.6<br>479.3<br>579.0<br>546.8<br>486.3           | 373.6<br>527.5<br>580.7<br>561.8<br>503.9           | 416.8<br>554.6<br>587.6<br>535.1<br>490.7           | 408.9<br>557.0<br>599.8<br>552.2         |  |
| D 310298   |                                      |   |   |   |   |   |   |   |   |   |   |   |  |  |
| Adjusted for seasonal variation -<br>Chiffres désaisonnalisés (1):<br>Shipments - Livraisons   | 1978<br>1979<br>1980<br>1981<br>1982 | 548.3<br>705.4<br>720.2<br>739.9<br>565.3         | 553.3<br>698.5<br>791.5<br>793.3<br>592.3           | 571.0<br>708.5<br>707.7<br>786.6<br>627.9           | 592.9<br>724.4<br>636.4<br>812.5<br>571.9           | 618.7<br>742.3<br>643.8<br>811.2<br>600.8         | 624.4<br>758.0<br>660.5<br>853.5<br>634.1           | 632.6<br>755.5<br>707.5<br>661.9<br>595.5           | 636.2<br>776.4<br>672.9<br>522.5<br>589.3           | 654.1<br>757.4<br>697.2<br>647.3<br>594.3           | 667.3<br>766.0<br>712.4<br>643.2<br>588.6           | 676.8<br>738.3<br>720.0<br>643.7<br>638.2           | 697.2<br>661.0<br>729.9<br>631.3         |  |
| D 310038   | 08                                   | 3   |   |   |   |   |   |   |   |   |   |   |  |  |
| Inventory owned - Total - Des stocks possédés  | 1978<br>1979<br>1980<br>1981<br>1982 | 951.8<br>1,048.9<br>1,438.8<br>1,471.6<br>1,455.6 | 988.3<br>1,088.5<br>1,443.7<br>1,458.2<br>1,485.9   | 985.9<br>1,152.9<br>1,442.3<br>1,460.2<br>1,450.2   | 992.2<br>1,163.4<br>1,454.7<br>1,425.5<br>1,452.1   | 987.7<br>1,201.3<br>1,449.1<br>1,435.2<br>1,455.0 | 1,006.8<br>1,241.7<br>1,413.1<br>1,413.7<br>1,422.0 | 1,005.4<br>1,239.5<br>1,434.0<br>1,464.9<br>1,395.7 | 1,025.6<br>1,287.6<br>1,479.9<br>1,488.0<br>1,342.8 | 1,021.6<br>1,340.7<br>1,484.8<br>1,471.4<br>1,308.1 | 1,024.9<br>1,384.0<br>1,462.5<br>1,488.1<br>1,302.6 | 1,069.9<br>1,426.1<br>1,482.5<br>1,447.6<br>1,264.0 | 1,064.2<br>1,421.1<br>1,473.6<br>1,448.2 |  |
| D 310367   |                                      | 2   |   |   |   |   |   |   |   |   |   |   |  |  |

See footnote(s) at end of statistical tables - Voir note(s) à la fin des tableaux statistiques.

TABLE 3. Estimated Value of Shipments, Orders and Inventory in Manufacturing Industries grouped according to the Standard Industrial Classification

TABLEAU 3. Valeur estimative des livraisons, commandes et stocks des industries manufacturières groupées d'après la classification type des industries

|  |      | Month - Mois |       |       |       |       |       |        |       |       |       |       |       | Total   |
|--|------|--------------|-------|-------|-------|-------|-------|--------|-------|-------|-------|-------|-------|---------|
|  |      | Jan          | Feb.  | March | April | May   | June  | July   | Aug.  | Sept. | Oct.  | Nov   | Déc.  |         |
|  |      | Janv.        | Fév.  | Mars  | Avril | Mai   | Juin  | Juill. | Août  | Sept. | Oct.  | Nov   | Déc.  |         |
| millions of dollars - millions de dollars  |      |              |       |       |       |       |       |        |       |       |       |       |       |         |
| Raw materials - Matières premières   | 1978 | 299.9        | 309.2 | 303.6 | 296.5 | 292.1 | 290.8 | 292.1  | 295.4 | 302.4 | 307.8 | 309.2 | 315.4 | ...     |
|  | 1979 | 310.3        | 305.6 | 319.8 | 328.7 | 337.5 | 356.7 | 357.9  | 361.3 | 374.7 | 374.6 | 374.7 | 379.2 | ...     |
|  | 1980 | 377.9        | 384.9 | 380.3 | 382.6 | 377.7 | 362.9 | 368.2  | 371.0 | 370.1 | 369.4 | 372.5 | 377.4 | ...     |
|  | 1981 | 380.1        | 375.1 | 383.6 | 390.4 | 400.2 | 402.3 | 410.0  | 422.8 | 421.5 | 440.7 | 433.4 | 428.8 | ...     |
| D 310229   | 1982 | 429.2        | 438.4 | 423.2 | 421.8 | 418.3 | 416.3 | 402.4  | 387.9 | 375.7 | 371.7 | 358.4 | ...   |         |
| Goods in process - Produits en cours   | 1978 | 257.0        | 269.4 | 277.1 | 285.6 | 287.7 | 304.6 | 305.9  | 326.0 | 313.0 | 325.7 | 327.0 | 334.4 | ...     |
|  | 1979 | 343.1        | 356.7 | 383.1 | 379.9 | 393.9 | 401.9 | 415.1  | 425.3 | 453.2 | 463.5 | 477.2 | 480.7 | ...     |
|  | 1980 | 494.9        | 498.2 | 491.9 | 493.0 | 492.8 | 469.8 | 471.9  | 491.2 | 496.0 | 494.3 | 502.6 | 494.1 | ...     |
|  | 1981 | 489.5        | 482.7 | 486.6 | 472.6 | 455.2 | 464.0 | 478.1  | 475.1 | 466.1 | 469.0 | 461.3 | 465.5 | ...     |
| D 310275   | 1982 | 472.5        | 474.4 | 474.1 | 466.9 | 471.1 | 448.7 | 442.9  | 421.7 | 413.3 | 412.5 | 398.7 | ...   |         |
| Finished products - Produits finis   | 1978 | 394.9        | 409.7 | 405.2 | 410.1 | 407.9 | 411.4 | 407.4  | 404.2 | 406.2 | 391.4 | 433.7 | 414.4 | ...     |
|  | 1979 | 395.5        | 426.2 | 450.0 | 454.8 | 469.9 | 483.1 | 466.5  | 501.0 | 512.8 | 545.9 | 574.2 | 561.2 | ...     |
|  | 1980 | 566.0        | 560.6 | 570.1 | 579.1 | 578.6 | 580.4 | 593.9  | 617.7 | 618.7 | 598.8 | 607.4 | 602.1 | ...     |
|  | 1981 | 602.0        | 600.4 | 590.0 | 562.5 | 579.8 | 547.4 | 576.8  | 590.1 | 583.8 | 578.4 | 552.9 | 553.9 | ...     |
| D 310321   | 1982 | 553.9        | 573.1 | 552.9 | 563.4 | 565.6 | 557.0 | 550.4  | 533.2 | 519.1 | 518.4 | 506.9 | ...   |         |
| <b>FURNITURE AND FIXTURE INDUSTRIES - INDUSTRIE DU MEUBLE ET DES ARTICLES D'AMEUBLEMENT:</b> |      |              |       |       |       |       |       |        |       |       |       |       |       |         |
| Unadjusted for seasonal variation - Chiffres non-désaisonnalisés: Shipments - Livraisons     | 1978 | 115.8        | 157.6 | 145.9 | 135.9 | 143.0 | 143.8 | 105.4  | 138.4 | 157.3 | 159.6 | 163.0 | 137.6 | 1,703.3 |
|  | 1979 | 151.1        | 156.7 | 181.7 | 166.3 | 179.0 | 179.9 | 141.3  | 166.7 | 187.9 | 201.6 | 193.8 | 155.2 | 2,061.2 |
|  | 1980 | 168.6        | 184.0 | 196.1 | 191.6 | 193.0 | 196.3 | 166.9  | 173.9 | 217.1 | 227.9 | 211.4 | 193.1 | 2,319.9 |
|  | 1981 | 186.6        | 212.6 | 241.3 | 228.3 | 236.6 | 253.2 | 196.9  | 217.5 | 260.1 | 238.2 | 219.4 | 185.4 | 2,676.1 |
| D 310009   | 1982 | 160.1        | 186.6 | 217.6 | 193.7 | 183.7 | 195.3 | 146.3  | 175.7 | 201.8 | 195.9 | 204.3 | ...   |         |
| Inventory owned - Total - Des stocks possédés  | 1978 | 292.0        | 296.7 | 308.1 | 306.8 | 309.7 | 314.0 | 310.5  | 311.6 | 315.8 | 316.9 | 323.3 | 328.7 | ...     |
|  | 1979 | 339.2        | 349.1 | 366.3 | 375.4 | 394.0 | 402.5 | 398.0  | 402.0 | 399.8 | 396.1 | 395.4 | 394.9 | ...     |
|  | 1980 | 391.0        | 398.1 | 420.9 | 425.8 | 426.0 | 424.2 | 414.7  | 414.3 | 415.4 | 411.8 | 417.6 | 411.1 | ...     |
|  | 1981 | 415.4        | 423.7 | 442.6 | 445.9 | 464.3 | 468.8 | 463.8  | 469.3 | 476.1 | 486.2 | 492.6 | 482.7 | ...     |
| D 310345   | 1982 | 483.0        | 483.8 | 476.0 | 468.8 | 469.1 | 459.2 | 435.3  | 437.6 | 421.0 | 412.9 | 416.1 | ...   |         |
| Raw materials - Matières premières   | 1978 | 164.9        | 167.9 | 174.9 | 172.5 | 174.8 | 178.6 | 183.6  | 183.4 | 187.5 | 191.3 | 194.3 | 198.8 | ...     |
|  | 1979 | 207.8        | 211.3 | 225.1 | 229.2 | 239.4 | 245.3 | 246.9  | 246.9 | 245.6 | 244.3 | 243.3 | 242.1 | ...     |
|  | 1980 | 234.3        | 239.3 | 250.3 | 252.8 | 251.7 | 249.1 | 245.5  | 243.0 | 244.0 | 243.0 | 243.9 | 239.6 | ...     |
|  | 1981 | 238.9        | 241.8 | 254.7 | 254.9 | 269.2 | 274.5 | 276.1  | 280.4 | 280.3 | 284.2 | 282.0 | 273.3 | ...     |
| D 310207   | 1982 | 272.1        | 267.9 | 266.8 | 261.0 | 261.2 | 251.8 | 242.9  | 245.5 | 234.0 | 228.7 | 227.2 | ...   |         |
| Goods in process - Produits en cours   | 1978 | 57.2         | 58.4  | 59.7  | 60.4  | 61.2  | 60.9  | 58.2   | 60.3  | 61.8  | 62.2  | 62.9  | 62.7  | ...     |
|  | 1979 | 63.3         | 65.3  | 65.0  | 65.6  | 71.1  | 70.8  | 68.8   | 71.0  | 73.5  | 70.4  | 70.3  | 70.3  | ...     |
|  | 1980 | 68.5         | 70.0  | 74.0  | 74.7  | 73.8  | 73.6  | 73.2   | 78.7  | 79.5  | 76.4  | 79.7  | 77.9  | ...     |
|  | 1981 | 78.6         | 79.3  | 81.3  | 83.0  | 85.7  | 87.4  | 86.7   | 89.6  | 89.1  | 91.1  | 93.0  | 92.7  | ...     |
| D 310253   | 1982 | 93.3         | 93.0  | 88.3  | 88.3  | 86.2  | 85.1  | 80.6   | 81.1  | 78.5  | 79.0  | 80.2  | ...   |         |
| Finished goods - Produits finis  | 1978 | 69.9         | 70.3  | 73.5  | 73.8  | 73.6  | 74.4  | 68.6   | 67.9  | 66.4  | 63.2  | 66.1  | 67.1  | ...     |
|  | 1979 | 67.9         | 72.4  | 76.1  | 80.5  | 83.4  | 86.3  | 82.3   | 84.0  | 80.6  | 81.4  | 81.8  | 82.4  | ...     |
|  | 1980 | 88.0         | 88.7  | 96.4  | 98.1  | 100.3 | 101.4 | 95.9   | 92.5  | 91.9  | 92.4  | 94.0  | 93.5  | ...     |
|  | 1981 | 97.8         | 102.5 | 106.4 | 107.9 | 109.2 | 106.7 | 101.0  | 103.0 | 106.1 | 110.8 | 117.5 | 116.6 | ...     |
| D 310299   | 1982 | 117.6        | 122.9 | 120.9 | 119.6 | 121.7 | 122.4 | 111.9  | 111.0 | 108.5 | 105.1 | 108.7 | ...   |         |
| Adjusted for seasonal variation - Chiffres désaisonnalisés(1): Shipments - Livraisons        | 1978 | 128.2        | 161.3 | 132.5 | 139.0 | 137.5 | 138.5 | 128.4  | 141.3 | 146.8 | 148.1 | 148.8 | 154.9 | ...     |
|  | 1979 | 164.0        | 160.6 | 166.5 | 168.5 | 169.2 | 174.2 | 171.3  | 173.3 | 176.4 | 180.3 | 182.9 | 173.6 | ...     |
|  | 1980 | 182.2        | 183.5 | 182.6 | 187.1 | 187.6 | 189.8 | 194.7  | 190.8 | 196.2 | 205.0 | 206.2 | 208.0 | ...     |
|  | 1981 | 208.6        | 217.3 | 222.2 | 221.3 | 237.2 | 237.4 | 233.3  | 236.0 | 232.7 | 218.1 | 212.3 | 199.1 | ...     |
| D 310039   | 1982 | 185.0        | 190.6 | 193.3 | 192.2 | 181.7 | 180.8 | 176.8  | 189.2 | 179.3 | 185.4 | 192.5 | ...   |         |
| Inventory owned - Total - Des stocks possédés  | 1978 | 294.3        | 296.9 | 301.4 | 301.6 | 303.2 | 306.3 | 308.7  | 313.4 | 320.3 | 323.8 | 330.7 | 332.9 | ...     |
|  | 1979 | 342.9        | 351.7 | 359.2 | 370.3 | 384.7 | 392.5 | 394.8  | 403.2 | 404.2 | 403.0 | 403.3 | 402.0 | ...     |
|  | 1980 | 396.6        | 402.5 | 413.0 | 419.9 | 414.2 | 412.3 | 411.3  | 415.3 | 420.0 | 418.3 | 425.8 | 420.8 | ...     |
|  | 1981 | 421.8        | 428.9 | 434.4 | 439.8 | 451.0 | 455.3 | 460.1  | 470.1 | 481.2 | 493.6 | 502.6 | 495.7 | ...     |
| D 310368   | 1982 | 490.8        | 490.0 | 467.2 | 462.3 | 455.0 | 445.2 | 432.2  | 438.9 | 426.2 | 419.6 | 425.1 | ...   |         |
| Raw materials - Matières premières   | 1978 | 166.9        | 169.7 | 172.0 | 171.8 | 172.8 | 175.4 | 180.9  | 183.1 | 189.0 | 194.2 | 197.6 | 199.3 | ...     |
|  | 1979 | 211.1        | 214.9 | 221.5 | 228.7 | 235.3 | 240.6 | 242.7  | 246.0 | 246.6 | 246.6 | 246.9 | 244.7 | ...     |
|  | 1980 | 238.9        | 244.6 | 246.8 | 252.6 | 246.5 | 243.6 | 241.4  | 241.8 | 244.5 | 244.6 | 244.6 | 243.6 | ...     |
|  | 1981 | 243.9        | 247.9 | 251.3 | 254.9 | 263.1 | 268.0 | 271.7  | 278.8 | 280.7 | 285.9 | 285.7 | 278.9 | ...     |
| D 310230   | 1982 | 278.0        | 275.0 | 263.3 | 261.1 | 255.0 | 245.7 | 239.1  | 243.9 | 234.2 | 230.0 | 230.2 | ...   |         |
| Goods in process - Produits en cours   | 1978 | 57.2         | 58.4  | 59.7  | 60.4  | 61.2  | 60.9  | 58.2   | 60.3  | 61.8  | 62.2  | 62.9  | 62.7  | ...     |
|  | 1979 | 63.3         | 65.3  | 65.0  | 65.6  | 71.1  | 70.8  | 68.8   | 71.0  | 73.5  | 70.4  | 70.3  | 70.3  | ...     |
|  | 1980 | 68.5         | 70.0  | 74.0  | 74.7  | 73.8  | 73.6  | 73.2   | 78.7  | 79.5  | 76.4  | 79.7  | 77.9  | ...     |
|  | 1981 | 78.6         | 79.3  | 81.3  | 83.0  | 85.7  | 87.4  | 86.7   | 89.6  | 89.1  | 91.1  | 93.0  | 92.7  | ...     |
| D 310276   | 1982 | 93.3         | 93.0  | 88.3  | 88.3  | 86.2  | 85.1  | 80.6   | 81.1  | 78.5  | 79.0  | 80.2  | ...   |         |
| Finished products - Produits finis   | 1978 | 70.2         | 68.8  | 69.7  | 69.4  | 69.2  | 70.0  | 69.6   | 70.0  | 69.5  | 67.4  | 70.2  | 70.9  | ...     |
|  | 1979 | 68.5         | 71.5  | 72.7  | 76.0  | 78.3  | 81.1  | 83.3   | 86.2  | 84.1  | 86.0  | 86.1  | 87.0  | ...     |
|  | 1980 | 89.2         | 87.9  | 92.2  | 92.6  | 93.9  | 95.1  | 96.7   | 94.8  | 96.0  | 97.3  | 99.0  | 99.3  | ...     |
|  | 1981 | 99.3         | 101.7 | 101.8 | 101.9 | 102.7 | 99.9  | 101.7  | 105.6 | 110.9 | 116.6 | 123.9 | 124.1 | ...     |
| D 310322   | 1982 | 119.5        | 122.0 | 115.6 | 112.9 | 113.8 | 114.4 | 112.5  | 113.9 | 113.5 | 110.6 | 114.7 | ...   |         |

See footnote(s) at end of statistical tables. - Voir note(s) à la fin des tableaux statistiques.



TABLE 3. Estimated Value of Shipments, Orders and Inventory in Manufacturing Industries grouped according to the Standard Industrial Classification

TABLEAU 3. Valeur estimative des livraisons, commandes et stocks des industries manufacturières groupées d'après la classification type des industries

|   |    | Month - Mois                              |         |         |         |         |         |         |         |         |         |         |         | Total   |          |
|---|----|---|---------|---------|---------|---------|---------|---------|---------|---------|---------|---------|---------|---------|----------|
|   |    | Jan.                                      | Feb.    | March   | April   | May     | June    | July    | Aug.    | Sept.   | Oct.    | Nov.    | Dec.    |         |          |
|   |    | Janv.                                     | Fév.    | Mars    | Avril   | Mai     | Jun     | Juill.  | Août    |         |         |         |         |         |          |
|   |    | millions of dollars - millions de dollars |         |         |         |         |         |         |         |         |         |         |         |         |          |
| <b>PAPER AND ALLIED INDUSTRIES - INDUSTRIE DU PAPIER ET ACTIVITES ANNEXES:</b>                |    |   |         |         |         |         |         |         |         |         |         |         |         |         |          |
| Unadjusted for seasonal variation - Chiffres non-désaisonnalisés: Shipments - Livraisons      |    | 1978                                      | 725.8   | 730.3   | 847.8   | 821.5   | 883.8   | 909.9   | 799.1   | 859.4   | 885.3   | 945.0   | 917.7   | 871.2   | 10,196.8 |
|   |    | 1979                                      | 925.7   | 900.1   | 1,040.5 | 1,012.9 | 1,048.3 | 1,025.8 | 966.5   | 1,061.5 | 1,009.6 | 1,153.3 | 1,115.0 | 1,026.8 | 12,286.0 |
|   |    | 1980                                      | 1,139.7 | 1,182.3 | 1,299.2 | 1,241.9 | 1,233.0 | 1,249.4 | 1,101.1 | 1,159.7 | 1,231.7 | 1,270.8 | 1,207.7 | 1,185.6 | 14,502.1 |
|   |    | 1981                                      | 1,190.2 | 1,211.7 | 1,356.0 | 1,325.0 | 1,331.7 | 1,472.9 | 1,218.4 | 1,128.2 | 1,287.0 | 1,399.3 | 1,318.8 | 1,294.4 | 15,533.6 |
| D 310010  | 10 | 1982                                      | 1,175.2 | 1,262.6 | 1,390.3 | 1,272.2 | 1,242.1 | 1,270.3 | 1,127.8 | 1,165.6 | 1,180.5 | 1,166.9 | 1,150.7 |         |          |
| Inventory owned - Total - Des stocks possédés   |    | 1978                                      | 1,233.9 | 1,288.7 | 1,225.0 | 1,204.6 | 1,154.4 | 1,138.2 | 1,161.4 | 1,166.4 | 1,156.4 | 1,162.9 | 1,176.1 | 1,194.1 |          |
|   |    | 1979                                      | 1,221.0 | 1,232.8 | 1,246.4 | 1,208.7 | 1,176.7 | 1,241.5 | 1,278.8 | 1,310.3 | 1,367.2 | 1,373.5 | 1,400.7 | 1,431.6 |          |
|   |    | 1980                                      | 1,481.0 | 1,517.5 | 1,544.5 | 1,523.0 | 1,528.8 | 1,505.6 | 1,557.6 | 1,588.9 | 1,566.4 | 1,635.5 | 1,633.6 | 1,654.9 |          |
|   |    | 1981                                      | 1,696.0 | 1,753.4 | 1,760.8 | 1,746.6 | 1,744.4 | 1,748.1 | 1,773.7 | 1,829.1 | 1,887.8 | 1,971.1 | 2,019.3 | 2,028.8 |          |
| D 310346  |    | 1982                                      | 2,092.4 | 2,179.2 | 2,222.0 | 2,164.2 | 2,145.4 | 2,180.8 | 2,158.4 | 2,161.2 | 2,122.7 | 2,166.5 | 2,145.4 |         |          |
| Raw materials - Matières premières  |    | 1978                                      | 749.0   | 780.2   | 743.0   | 706.5   | 679.6   | 688.5   | 727.0   | 749.2   | 754.5   | 762.8   | 782.7   | 797.1   |          |
|   |    | 1979                                      | 775.1   | 769.8   | 769.5   | 728.2   | 721.1   | 769.8   | 812.0   | 856.7   | 893.4   | 906.0   | 928.0   | 958.9   |          |
|   |    | 1980                                      | 954.0   | 975.8   | 992.8   | 965.2   | 954.3   | 955.1   | 998.9   | 1,016.8 | 1,028.4 | 1,084.3 | 1,064.8 | 1,092.0 |          |
|   |    | 1981                                      | 1,077.0 | 1,106.5 | 1,084.5 | 1,076.4 | 1,058.9 | 1,098.2 | 1,137.7 | 1,218.5 | 1,251.4 | 1,278.5 | 1,301.2 | 1,317.8 |          |
| D 310208  |    | 1982                                      | 1,284.8 | 1,327.8 | 1,316.6 | 1,272.8 | 1,230.0 | 1,276.3 | 1,231.4 | 1,249.5 | 1,282.3 | 1,301.1 | 1,294.4 |         |          |
| Goods in process - Produits en cours  |    | 1978                                      | 77.4    | 76.0    | 74.8    | 76.9    | 81.4    | 76.5    | 76.6    | 74.9    | 75.1    | 75.7    | 74.3    | 76.0    |          |
|   |    | 1979                                      | 85.6    | 84.8    | 86.6    | 91.7    | 86.4    | 89.3    | 91.1    | 92.8    | 97.1    | 92.1    | 93.5    | 90.6    |          |
|   |    | 1980                                      | 103.3   | 97.8    | 100.9   | 101.2   | 102.5   | 103.5   | 106.3   | 108.3   | 108.1   | 107.2   | 103.8   | 101.9   |          |
|   |    | 1981                                      | 107.5   | 114.2   | 117.9   | 122.6   | 122.5   | 126.2   | 124.0   | 123.1   | 127.3   | 129.9   | 126.8   | 124.2   |          |
| D 310254  |    | 1982                                      | 126.4   | 132.8   | 129.9   | 131.3   | 143.4   | 152.4   | 150.0   | 148.0   | 143.3   | 139.0   | 135.2   |         |          |
| Finished products - Produits finis  |    | 1978                                      | 407.3   | 432.5   | 407.1   | 421.1   | 393.3   | 373.1   | 357.6   | 342.2   | 326.7   | 324.4   | 319.1   | 320.9   |          |
|   |    | 1979                                      | 360.2   | 378.0   | 390.2   | 388.7   | 368.1   | 382.3   | 375.7   | 360.7   | 376.6   | 375.3   | 379.1   | 382.1   |          |
|   |    | 1980                                      | 423.7   | 443.9   | 450.7   | 456.5   | 471.9   | 446.9   | 452.4   | 463.7   | 429.7   | 443.9   | 464.9   | 460.8   |          |
|   |    | 1981                                      | 511.3   | 532.6   | 558.3   | 547.6   | 562.9   | 523.6   | 511.8   | 487.4   | 509.0   | 562.6   | 591.1   | 586.7   |          |
| D 310300  |    | 1982                                      | 681.2   | 718.6   | 775.5   | 760.2   | 772.0   | 802.1   | 776.9   | 763.7   | 697.1   | 726.5   | 715.9   |         |          |
| Adjusted for seasonal variation - Chiffres désaisonnalisés (1): Shipments - Livraisons        |    | 1978                                      | 769.6   | 766.6   | 800.0   | 815.2   | 839.1   | 843.0   | 860.2   | 839.0   | 904.9   | 916.1   | 910.3   | 951.2   |          |
|   |    | 1979                                      | 963.5   | 946.9   | 973.7   | 994.5   | 985.5   | 968.3   | 1,033.9 | 1,062.8 | 1,048.6 | 1,099.5 | 1,110.6 | 1,112.2 |          |
|   |    | 1980                                      | 1,172.4 | 1,199.3 | 1,241.0 | 1,192.0 | 1,178.5 | 1,190.8 | 1,154.6 | 1,202.1 | 1,243.6 | 1,207.9 | 1,240.9 | 1,246.6 |          |
|   |    | 1981                                      | 1,238.7 | 1,271.5 | 1,274.1 | 1,267.8 | 1,306.5 | 1,372.8 | 1,291.6 | 1,169.2 | 1,301.4 | 1,338.0 | 1,345.5 | 1,348.6 |          |
| D 310040  | 10 | 1982                                      | 1,253.1 | 1,324.1 | 1,286.3 | 1,222.0 | 1,217.7 | 1,185.6 | 1,203.9 | 1,191.5 | 1,191.0 | 1,144.7 | 1,146.8 |         |          |
| Inventory owned - Total - Des stocks possédés   |    | 1978                                      | 1,220.4 | 1,264.2 | 1,203.8 | 1,223.8 | 1,198.9 | 1,164.6 | 1,163.0 | 1,155.9 | 1,149.0 | 1,153.1 | 1,174.5 | 1,179.5 |          |
|   |    | 1979                                      | 1,206.0 | 1,204.1 | 1,221.8 | 1,219.8 | 1,216.9 | 1,274.1 | 1,288.4 | 1,299.7 | 1,365.4 | 1,370.4 | 1,398.8 | 1,423.8 |          |
|   |    | 1980                                      | 1,461.1 | 1,480.0 | 1,514.1 | 1,538.3 | 1,577.8 | 1,548.7 | 1,575.8 | 1,577.3 | 1,568.6 | 1,632.1 | 1,631.0 | 1,652.6 |          |
|   |    | 1981                                      | 1,670.6 | 1,706.9 | 1,719.9 | 1,759.9 | 1,793.2 | 1,798.4 | 1,797.5 | 1,816.4 | 1,892.2 | 1,970.8 | 2,017.5 | 2,031.1 |          |
| D 310369  | 1  | 1982                                      | 2,059.6 | 2,118.1 | 2,163.9 | 2,173.0 | 2,193.1 | 2,235.9 | 2,188.6 | 2,150.4 | 2,141.8 | 2,176.6 | 2,151.5 |         |          |
| Raw materials - Matières premières  |    | 1978                                      | 730.8   | 767.0   | 744.6   | 752.4   | 741.8   | 728.7   | 734.6   | 741.1   | 734.5   | 732.5   | 757.1   | 754.7   |          |
|   |    | 1979                                      | 762.4   | 757.5   | 771.0   | 765.7   | 782.4   | 811.7   | 823.0   | 846.0   | 868.4   | 878.1   | 897.1   | 912.9   |          |
|   |    | 1980                                      | 940.2   | 959.6   | 993.2   | 1,010.3 | 1,031.8 | 1,005.7 | 1,015.0 | 1,003.7 | 1,001.5 | 1,052.2 | 1,030.1 | 1,044.5 |          |
|   |    | 1981                                      | 1,060.7 | 1,087.2 | 1,082.7 | 1,124.0 | 1,143.1 | 1,155.4 | 1,157.7 | 1,203.6 | 1,219.5 | 1,241.6 | 1,260.3 | 1,263.1 |          |
| D 310231  | 2  | 1982                                      | 1,264.9 | 1,304.1 | 1,313.0 | 1,327.4 | 1,326.9 | 1,289.8 | 1,254.0 | 1,234.6 | 1,250.1 | 1,264.0 | 1,254.5 |         |          |
| Goods in process - Produits en cours  |    | 1978                                      | 76.0    | 76.3    | 74.2    | 76.5    | 80.8    | 76.2    | 75.7    | 73.2    | 73.1    | 76.8    | 76.6    | 80.4    |          |
|   |    | 1979                                      | 83.6    | 84.7    | 85.2    | 90.4    | 85.4    | 88.3    | 89.9    | 91.8    | 95.5    | 93.5    | 97.4    | 97.0    |          |
|   |    | 1980                                      | 100.6   | 97.6    | 99.5    | 101.3   | 101.3   | 102.2   | 105.0   | 107.6   | 106.4   | 108.6   | 108.1   | 109.2   |          |
|   |    | 1981                                      | 104.6   | 114.0   | 116.2   | 120.4   | 121.2   | 124.5   | 122.6   | 122.6   | 125.4   | 131.5   | 132.0   | 133.3   |          |
| D 310277  | 3  | 1982                                      | 122.8   | 132.7   | 128.0   | 128.9   | 141.9   | 150.3   | 148.3   | 147.5   | 141.1   | 140.6   | 140.7   |         |          |
| Finished products - Produits finis  |    | 1978                                      | 413.6   | 420.9   | 385.0   | 394.9   | 376.3   | 359.7   | 352.7   | 341.6   | 341.4   | 343.8   | 340.8   | 344.4   |          |
|   |    | 1979                                      | 360.0   | 361.9   | 365.6   | 363.7   | 349.1   | 374.1   | 375.5   | 361.9   | 401.5   | 398.8   | 404.3   | 413.9   |          |
|   |    | 1980                                      | 420.3   | 422.8   | 421.4   | 428.5   | 444.7   | 440.8   | 455.8   | 466.0   | 460.7   | 471.3   | 492.8   | 498.9   |          |
|   |    | 1981                                      | 505.3   | 505.7   | 521.0   | 515.5   | 528.9   | 518.5   | 517.2   | 490.2   | 547.3   | 597.7   | 625.2   | 634.7   |          |
| D 310373  | 2  | 1982                                      | 671.9   | 681.3   | 722.9   | 716.7   | 724.3   | 795.8   | 786.3   | 768.3   | 750.6   | 772.0   | 756.3   |         |          |
| <b>PRINTING, PUBLISHING AND ALLIED INDUSTRIES - IMPRIMERIE, EDITION ET ACTIVITES ANNEXES:</b> |    |   |         |         |         |         |         |         |         |         |         |         |         |         |          |
| Unadjusted for seasonal variation - Chiffres non-désaisonnalisés: Shipments - Livraisons      |    | 1978                                      | 293.9   | 306.5   | 351.7   | 340.2   | 352.0   | 347.0   | 300.8   | 335.3   | 370.2   | 379.9   | 387.7   | 378.9   | 4,089.1  |
|   |    | 1979                                      | 340.2   | 351.1   | 394.6   | 381.3   | 405.2   | 387.3   | 344.4   | 382.3   | 426.9   | 460.3   | 453.8   | 393.3   | 4,720.7  |
|   |    | 1980                                      | 418.8   | 434.2   | 473.6   | 479.0   | 468.0   | 455.3   | 418.0   | 435.0   | 512.2   | 531.6   | 512.6   | 484.3   | 5,622.6  |
|   |    | 1981                                      | 443.4   | 481.8   | 547.7   | 543.2   | 536.8   | 541.8   | 471.5   | 503.6   | 576.4   | 601.9   | 584.8   | 539.5   | 6,378.4  |
| D 310011  | 11 | 1982                                      | 486.2   | 508.5   | 594.2   | 559.9   | 557.4   | 551.4   | 465.5   | 500.3   | 556.1   | 570.5   | 576.2   |         |          |
| Inventory owned - Total - Des stocks possédés   |    | 1978                                      | 292.1   | 304.5   | 306.6   | 306.2   | 317.3   | 317.1   | 323.3   | 324.4   | 324.4   | 300.1   | 316.6   | 322.7   |          |
|   |    | 1979                                      | 336.3   | 340.1   | 354.4   | 357.9   | 373.3   | 381.2   | 401.1   | 398.1   | 402.8   | 399.2   | 411.8   | 411.8   |          |
|   |    | 1980                                      | 420.2   | 425.8   | 434.3   | 444.9   | 447.9   | 463.6   | 482.0   | 473.9   | 473.8   | 448.9   | 448.2   | 448.4   |          |
|   |    | 1981                                      | 453.2   | 459.2   | 468.1   | 485.3   | 498.9   | 513.9   | 538.8   | 533.7   | 538.5   | 525.0   | 513.8   | 514.0   |          |
| D 310347  |    | 1982                                      | 516.4   | 528.7   | 542.3   | 536.7   | 543.5   | 536.5   | 534.9   | 525.4   | 503.8   | 482.5   | 481.2   |         |          |
| Raw materials - Matières premières  |    | 1978                                      | 162.0   | 169.7   | 168.2   | 164.2   | 172.6   | 172.6   | 174.7   | 181.3   | 179.1   | 160.9   | 173.4   | 178.4   |          |
|   |    | 1979                                      | 189.2   | 190.8   | 195.7   | 195.5   | 205.6   | 210.1   | 224.1   | 224.0   | 227.8   | 225.0   | 221.0   | 234.4   |          |
|   |    | 1980                                      | 240.9   | 243.8   | 241.4   | 248.5   | 247.8   | 260.0   | 269.1   | 264.7   | 264.0   | 250.5   | 246.3   | 250.6   |          |
|   |    | 1981                                      | 252.4   | 252.1   | 257.5   | 263.1   | 274.5   | 287.8   | 304.0   | 304.4   | 304.8   | 297.1   | 289.9   | 291.4   |          |
| D 310209  |    | 1982                                      | 285.6   | 292.8   | 298.2   | 295.0   | 292.7   | 287.5   | 283.2   | 279.6   | 262.9   | 250.4   | 250.6   |         |          |

See footnote(s) at end of statistical tables. - Voir note(s) à la fin des tableaux statistiques.

TABLE 3. Estimated Value of Shipments, Orders and Inventory in Manufacturing Industries grouped according to the Standard Industrial Classification

TABLEAU 3. Valeur estimative des livraisons, commandes et stocks des industries manufacturières groupées d'après la classification type des industries

|   |      | Month - Mois                              |         |         |         |         |         |         |         |         |         |         |         | Total    |
|---|------|---|---------|---------|---------|---------|---------|---------|---------|---------|---------|---------|---------|----------|
|   |      | Jan                                       | Feb.    | March   | April   | May     | June    | July    | Aug.    | Sept.   | Oct.    | Nov.    | Déc.    |          |
|   |      | Janv.                                     | Fév.    | Mars    | Avril   | Mai     | Juin    | Juill.  | Août    | Sept.   | Oct.    | Nov.    | Déc.    |          |
|   |      | millions of dollars - millions de dollars |         |         |         |         |         |         |         |         |         |         |         |          |
| Goods in process - Produits en cours                                  | 1978 | 56.3                                      | 56.9    | 60.1    | 63.1    | 64.1    | 62.6    | 65.9    | 62.0    | 65.4    | 60.0    | 62.7    | 60.3    | ...      |
|   | 1979 | 65.2                                      | 65.3    | 73.1    | 73.0    | 74.0    | 73.9    | 77.8    | 75.2    | 78.3    | 78.7    | 79.5    | 74.4    | ...      |
|   | 1980 | 79.0                                      | 80.3    | 85.4    | 85.9    | 88.6    | 87.5    | 93.5    | 89.4    | 91.6    | 88.9    | 90.4    | 85.8    | ...      |
|   | 1981 | 87.9                                      | 92.9    | 94.2    | 98.2    | 98.3    | 96.5    | 104.5   | 100.5   | 106.0   | 103.2   | 99.5    | 93.2    | ...      |
| D 310255  | 1982 | 99.4                                      | 101.8   | 107.2   | 102.8   | 107.6   | 105.1   | 107.2   | 102.7   | 105.0   | 101.5   | 97.5    | ...     | ...      |
| Finished products - Produits finis                                    | 1978 | 73.7                                      | 77.9    | 78.2    | 78.9    | 80.4    | 81.8    | 82.6    | 81.1    | 79.9    | 79.1    | 80.3    | 83.9    | ...      |
|   | 1979 | 81.8                                      | 84.0    | 85.5    | 89.2    | 93.6    | 97.1    | 99.2    | 98.9    | 96.6    | 95.3    | 99.3    | 102.9   | ...      |
|   | 1980 | 100.2                                     | 101.6   | 107.5   | 110.4   | 111.3   | 116.0   | 119.3   | 119.7   | 118.1   | 109.5   | 111.4   | 111.9   | ...      |
|   | 1981 | 112.9                                     | 114.1   | 116.3   | 123.9   | 126.0   | 129.5   | 130.2   | 128.7   | 127.6   | 124.6   | 124.3   | 129.3   | ...      |
| D 310301  | 1982 | 131.3                                     | 134.1   | 136.9   | 138.9   | 143.2   | 143.9   | 144.5   | 143.1   | 135.9   | 130.6   | 133.1   | ...     | ...      |
| Adjusted for seasonal variation -<br>Chiffres désaisonnalisés (1)     | 1978 | 317.5                                     | 325.6   | 328.8   | 333.1   | 337.4   | 340.8   | 344.8   | 347.1   | 352.9   | 355.4   | 353.4   | 355.3   | ...      |
| Shipments - Livraisons  | 1979 | 359.8                                     | 370.6   | 370.8   | 374.8   | 385.0   | 385.2   | 392.4   | 402.4   | 411.5   | 420.6   | 424.6   | 423.6   | ...      |
|   | 1980 | 440.2                                     | 442.7   | 452.5   | 454.9   | 455.0   | 459.7   | 465.1   | 470.8   | 482.2   | 485.7   | 489.1   | 504.3   | ...      |
|   | 1981 | 477.3                                     | 507.3   | 515.2   | 519.5   | 529.7   | 535.8   | 539.0   | 547.2   | 535.3   | 555.4   | 559.2   | 556.5   | ...      |
| D 310041  | 1982 | 531.9                                     | 535.2   | 547.9   | 540.9   | 551.4   | 538.9   | 532.0   | 536.2   | 519.5   | 534.4   | 538.8   | ...     | ...      |
| Inventory owned - Total - Des stocks possédés                         | 1978 | 298.6                                     | 312.7   | 309.1   | 307.3   | 313.8   | 311.7   | 309.4   | 314.5   | 317.9   | 305.8   | 325.8   | 328.9   | ...      |
|   | 1979 | 343.0                                     | 349.1   | 358.0   | 358.4   | 368.8   | 373.4   | 382.3   | 385.8   | 394.7   | 405.9   | 413.2   | 422.5   | ...      |
|   | 1980 | 428.7                                     | 436.5   | 438.8   | 445.8   | 442.5   | 453.7   | 458.5   | 460.3   | 464.8   | 456.9   | 463.3   | 461.0   | ...      |
|   | 1981 | 462.3                                     | 470.6   | 473.2   | 485.8   | 493.0   | 502.6   | 511.9   | 519.2   | 528.2   | 534.5   | 531.3   | 528.6   | ...      |
| D 310370  | 1982 | 526.6                                     | 541.6   | 548.3   | 537.5   | 537.0   | 524.5   | 508.1   | 511.9   | 494.7   | 491.7   | 497.4   | ...     | ...      |
| Raw materials - Matières premières                                    | 1978 | 163.2                                     | 173.8   | 170.6   | 166.9   | 172.9   | 171.7   | 168.1   | 174.7   | 174.4   | 162.6   | 179.0   | 180.2   | ...      |
|   | 1979 | 190.1                                     | 194.7   | 198.4   | 198.8   | 205.7   | 207.5   | 214.3   | 215.3   | 221.9   | 228.0   | 229.7   | 239.2   | ...      |
|   | 1980 | 242.2                                     | 248.1   | 244.7   | 253.0   | 248.0   | 256.0   | 256.6   | 255.1   | 257.4   | 254.0   | 256.4   | 256.3   | ...      |
|   | 1981 | 253.6                                     | 256.1   | 261.2   | 268.0   | 274.7   | 282.9   | 289.4   | 294.0   | 297.1   | 301.4   | 302.1   | 298.2   | ...      |
| D 310232  | 1982 | 286.9                                     | 297.1   | 302.5   | 300.5   | 292.9   | 282.4   | 269.4   | 270.4   | 256.3   | 254.1   | 261.3   | ...     | ...      |
| Goods in process - Produits en cours                                  | 1978 | 58.6                                      | 58.9    | 59.9    | 61.8    | 62.3    | 61.2    | 62.0    | 61.4    | 63.1    | 61.3    | 63.9    | 64.8    | ...      |
|   | 1979 | 67.6                                      | 67.7    | 72.9    | 71.1    | 71.7    | 72.9    | 73.4    | 74.8    | 75.8    | 79.1    | 81.0    | 80.4    | ...      |
|   | 1980 | 82.1                                      | 83.4    | 84.8    | 83.5    | 85.8    | 86.7    | 88.3    | 89.3    | 88.9    | 89.2    | 91.9    | 92.6    | ...      |
|   | 1981 | 91.2                                      | 96.5    | 93.5    | 95.4    | 95.2    | 95.8    | 98.7    | 100.5   | 103.0   | 103.5   | 100.9   | 100.8   | ...      |
| D 310278  | 1982 | 103.1                                     | 105.8   | 106.2   | 99.9    | 104.2   | 104.5   | 101.3   | 102.8   | 102.0   | 101.7   | 98.7    | ...     | ...      |
| Finished products - Produits finis                                    | 1978 | 76.8                                      | 80.0    | 78.6    | 78.6    | 78.6    | 78.8    | 79.3    | 78.4    | 80.4    | 81.9    | 82.9    | 83.9    | ...      |
|   | 1979 | 85.3                                      | 86.7    | 86.7    | 88.5    | 91.4    | 93.0    | 94.6    | 95.7    | 97.0    | 98.8    | 102.5   | 102.9   | ...      |
|   | 1980 | 104.4                                     | 105.0   | 109.3   | 109.3   | 108.7   | 111.0   | 113.6   | 115.9   | 118.5   | 113.7   | 115.0   | 112.1   | ...      |
|   | 1981 | 117.5                                     | 118.0   | 118.5   | 122.4   | 123.1   | 123.9   | 123.8   | 124.7   | 128.1   | 129.6   | 128.3   | 129.7   | ...      |
| D 310324  | 1982 | 136.6                                     | 138.7   | 139.6   | 137.1   | 139.9   | 137.6   | 137.4   | 138.7   | 136.4   | 135.9   | 137.4   | ...     | ...      |
| <b>PRIMARY METAL INDUSTRIES - PREMIERE TRANSFORMATION DES METAUX:</b> |      |   |         |         |         |         |         |         |         |         |         |         |         |          |
| Unadjusted for seasonal variation -<br>Chiffres non-désaisonnalisés   | 1978 | 740.0                                     | 746.9   | 900.2   | 840.4   | 911.8   | 947.0   | 799.3   | 675.2   | 841.6   | 897.5   | 956.9   | 863.2   | 10,120.0 |
| Shipments - Livraisons  | 1979 | 965.5                                     | 926.2   | 1,055.7 | 967.8   | 1,097.2 | 970.7   | 848.3   | 898.9   | 960.7   | 1,108.9 | 1,093.0 | 962.9   | 11,855.8 |
|   | 1980 | 1,184.5                                   | 1,162.8 | 1,237.6 | 1,147.7 | 1,070.3 | 1,058.2 | 901.1   | 974.7   | 1,194.6 | 1,220.0 | 1,169.3 | 1,096.5 | 13,417.3 |
|   | 1981 | 1,188.4                                   | 1,212.2 | 1,386.5 | 1,359.0 | 1,373.7 | 1,417.9 | 1,336.7 | 989.6   | 1,098.3 | 1,024.8 | 1,000.4 | 931.9   | 14,319.4 |
| D 310012  | 1982 | 1,077.1                                   | 1,113.0 | 1,193.1 | 1,029.2 | 1,108.8 | 1,061.7 | 831.5   | 930.3   | 986.8   | 956.4   | 934.0   | ...     | ...      |
| New orders - Nouvelles commandes                                      | 1978 | 852.9                                     | 778.9   | 993.9   | 825.2   | 948.3   | 905.6   | 778.7   | 611.1   | 1,016.4 | 880.0   | 1,036.3 | 864.0   | ...      |
|   | 1979 | 1,054.5                                   | 949.3   | 1,124.8 | 1,014.1 | 1,154.1 | 849.1   | 827.7   | 899.6   | 919.1   | 1,194.3 | 1,174.0 | 945.8   | ...      |
|   | 1980 | 1,279.4                                   | 1,216.2 | 1,126.3 | 1,111.9 | 1,004.1 | 756.1   | 1,110.4 | 1,015.5 | 1,317.4 | 1,203.0 | 1,252.0 | 983.5   | ...      |
|   | 1981 | 1,229.0                                   | 1,402.4 | 1,273.4 | 1,482.4 | 1,360.8 | 1,496.4 | 1,384.6 | 951.1   | 1,066.8 | 941.2   | 881.2   | 693.2   | ...      |
| D 310072  | 1982 | 1,069.0                                   | 1,138.2 | 1,167.3 | 1,054.4 | 1,040.4 | 1,026.7 | 748.2   | 892.9   | 975.1   | 807.0   | 916.9   | ...     | ...      |
| Unfilled orders - Commandes en carnet                                 | 1978 | 996.2                                     | 1,028.2 | 1,121.8 | 1,106.6 | 1,143.1 | 1,101.8 | 1,081.1 | 1,017.1 | 1,191.9 | 1,174.4 | 1,253.7 | 1,254.6 | ...      |
|   | 1979 | 1,343.5                                   | 1,366.6 | 1,435.8 | 1,482.0 | 1,538.9 | 1,417.2 | 1,396.6 | 1,397.3 | 1,355.7 | 1,441.1 | 1,522.1 | 1,505.0 | ...      |
|   | 1980 | 1,599.9                                   | 1,653.3 | 1,542.1 | 1,506.2 | 1,440.0 | 1,137.9 | 1,347.2 | 1,388.0 | 1,510.9 | 1,493.9 | 1,576.6 | 1,463.7 | ...      |
|   | 1981 | 1,504.3                                   | 1,694.6 | 1,581.4 | 1,704.7 | 1,691.8 | 1,770.3 | 1,748.3 | 1,779.7 | 1,748.3 | 1,664.8 | 1,545.6 | 1,306.9 | ...      |
| D 310118  | 1982 | 1,298.9                                   | 1,324.1 | 1,298.3 | 1,323.5 | 1,255.2 | 1,220.2 | 1,136.9 | 1,099.4 | 1,087.8 | 938.3   | 921.2   | ...     | ...      |
| Inventory held - Total - Des stocks détenus                           | 1978 | 1,863.3                                   | 1,819.5 | 1,730.8 | 1,730.6 | 1,754.9 | 1,793.3 | 1,799.3 | 1,848.0 | 1,849.3 | 1,884.9 | 1,905.5 | 2,020.9 | ...      |
|   | 1979 | 1,969.2                                   | 1,955.0 | 1,921.9 | 1,969.4 | 2,024.7 | 2,065.3 | 2,182.2 | 2,228.4 | 2,298.4 | 2,329.3 | 2,362.2 | 2,586.6 | ...      |
|   | 1980 | 2,511.8                                   | 2,418.3 | 2,309.9 | 2,448.3 | 2,497.4 | 2,558.9 | 2,617.8 | 2,666.2 | 2,635.3 | 2,596.5 | 2,636.4 | 2,703.9 | ...      |
|   | 1981 | 2,844.5                                   | 2,745.5 | 2,932.9 | 3,017.6 | 3,025.0 | 3,102.2 | 3,179.3 | 3,274.5 | 3,347.3 | 3,497.6 | 3,653.6 | 3,789.7 | ...      |
| D 310164  | 1982 | 3,715.4                                   | 3,650.2 | 3,619.5 | 3,648.1 | 3,630.3 | 3,632.4 | 3,605.6 | 3,554.1 | 3,478.0 | 3,418.1 | 3,356.9 | ...     | ...      |
| Raw materials - Matières premières                                    | 1978 | 899.9                                     | 846.0   | 789.3   | 780.1   | 827.4   | 892.0   | 938.3   | 965.6   | 957.9   | 975.8   | 1,050.0 | 1,137.7 | ...      |
|   | 1979 | 1,041.1                                   | 1,006.7 | 982.7   | 1,002.7 | 1,065.1 | 1,105.7 | 1,270.8 | 1,258.9 | 1,306.7 | 1,313.8 | 1,326.0 | 1,427.2 | ...      |
|   | 1980 | 1,307.1                                   | 1,201.6 | 1,138.3 | 1,242.9 | 1,267.6 | 1,269.2 | 1,303.9 | 1,317.9 | 1,318.1 | 1,336.0 | 1,392.3 | 1,436.6 | ...      |
|   | 1981 | 1,457.8                                   | 1,379.5 | 1,596.0 | 1,633.0 | 1,621.4 | 1,675.2 | 1,797.4 | 1,890.8 | 1,957.6 | 2,053.5 | 2,181.7 | 2,257.9 | ...      |
| D 310210  | 1982 | 2,084.2                                   | 1,976.7 | 1,906.2 | 1,859.3 | 1,874.5 | 1,906.6 | 1,901.0 | 1,851.8 | 1,798.4 | 1,788.5 | 1,781.8 | ...     | ...      |
| Goods in process - Produits en cours                                  | 1978 | 406.8                                     | 407.5   | 389.4   | 395.2   | 382.3   | 378.2   | 365.3   | 377.2   | 391.8   | 400.8   | 382.7   | 395.9   | ...      |
|   | 1979 | 438.5                                     | 438.0   | 444.9   | 456.8   | 460.5   | 465.6   | 472.7   | 478.5   | 497.9   | 513.2   | 519.2   | 588.3   | ...      |
|   | 1980 | 656.4                                     | 623.5   | 592.3   | 599.4   | 618.4   | 627.5   | 633.4   | 657.4   | 636.9   | 607.7   | 589.6   | 589.3   | ...      |
|   | 1981 | 665.1                                     | 646.1   | 617.5   | 638.1   | 629.5   | 632.9   | 630.4   | 620.6   | 630.5   | 650.3   | 652.2   | 641.3   | ...      |
| D 310256  | 1982 | 681.2                                     | 694.4   | 712.2   | 723.7   | 699.9   | 663.7   | 660.9   | 641.9   | 627.4   | 616.6   | 597.9   | ...     | ...      |
| Finished products - Produits finis                                    | 1978 | 556.5                                     | 565.8   | 552.0   | 555.3   | 545.0   | 523.0   | 495.6   | 505.2   | 499.6   | 508.1   | 472.7   | 487.4   | ...      |
|   | 1979 | 489.4                                     | 510.2   | 494.2   | 509.7   | 499.0   | 493.9   | 488.6   | 490.8   | 493.7   | 502.1   | 516.9   | 571.0   | ...      |
|   | 1980 | 548.2                                     | 593.0   | 579.2   | 606.0   | 611.3   | 662.0   | 680.4   | 690.8   | 680.3   | 652.6   | 654.5   | 677.7   | ...      |
|   | 1981 | 721.6                                     | 719.8   | 719.4   | 746.4   | 774.0   | 794.0   | 751.4   | 762.9   | 759.1   | 793.7   | 819.6   | 890.4   | ...      |
| D 310302  | 1982 | 949.9                                     | 979.1   | 1,001.1 | 1,065.1 | 1,055.8 | 1,062.0 | 1,043.7 | 1,060.4 | 1,052.1 | 1,013.0 | 977.2   | ...     | ...      |

See footnote(s) at end of statistical tables. - Voir note(s) à la fin des tableaux statistiques.

TABLE 3. Estimated Value of Shipments, Orders and Inventory in Manufacturing Industries grouped according to the Standard Industrial Classification

TABLEAU 3. Valeur estimative des livraisons, commandes et stocks des industries manufacturières groupées d'après la classification type des industries

|  |      |   | Month - Mois                              |         |         |         |         |         |         |         |         |         |         |         | Total    |
|--|------|---|---|---------|---------|---------|---------|---------|---------|---------|---------|---------|---------|---------|----------|
|  |      |   | Jan.                                      | Feb.    | March   | April   | May     | June    | July    | Aug.    | Sept.   | Oct.    | Nov.    | Déc.    |          |
|  |      |   | Janv.                                     | Fév.    | Mars    | Avril   | Mai     | Jun     | Juill   | Août    | Sept    | Oct.    | Nov     | Déc.    |          |
|  |      |   | millions of dollars - millions de dollars |         |         |         |         |         |         |         |         |         |         |         |          |
| Adjusted for seasonal variation -<br>Chiffres désaisonnalisés(1):<br>Shipments - Livraisons  | 1978 |   | 748.1                                     | 771.0   | 799.7   | 829.5   | 831.5   | 887.1   | 924.5   | 729.4   | 871.3   | 895.3   | 915.2   | 953.8   |          |
|  | 1979 |   | 946.8                                     | 940.6   | 933.5   | 949.1   | 984.7   | 938.2   | 972.8   | 984.8   | 1,021.7 | 1,071.8 | 1,073.5 | 1,060.4 |          |
|  | 1980 |   | 1,135.7                                   | 1,147.3 | 1,121.2 | 1,090.8 | 987.8   | 1,030.4 | 986.3   | 1,128.2 | 1,241.8 | 1,168.5 | 1,188.4 | 1,170.6 |          |
|  | 1981 |   | 1,168.0                                   | 1,214.2 | 1,245.8 | 1,267.3 | 1,322.8 | 1,351.6 | 1,492.5 | 1,129.2 | 1,138.9 | 986.2   | 1,011.9 | 978.7   |          |
| D 310042   | 12   | 3 | 1,104.6                                   | 1,112.0 | 1,043.3 | 979.0   | 1,050.0 | 1,009.9 | 936.9   | 1,054.4 | 1,006.6 | 959.8   | 919.4   |         |          |
| New orders - Nouvelles commandes   | 1978 |   | 780.6                                     | 825.0   | 862.9   | 818.0   | 864.0   | 902.8   | 931.4   | 647.3   | 1,071.4 | 901.3   | 953.4   | 982.6   |          |
|  | 1979 |   | 941.3                                     | 938.7   | 1,004.5 | 992.6   | 1,039.1 | 899.1   | 987.1   | 968.3   | 966.6   | 1,195.2 | 1,115.3 | 1,085.4 |          |
|  | 1980 |   | 1,136.5                                   | 1,144.4 | 1,042.4 | 1,052.5 | 919.2   | 810.3   | 1,230.5 | 1,159.9 | 1,330.8 | 1,184.7 | 1,236.6 | 1,101.3 |          |
|  | 1981 |   | 1,129.3                                   | 1,334.0 | 1,173.5 | 1,382.2 | 1,300.1 | 1,542.6 | 1,579.2 | 1,082.2 | 1,046.8 | 935.9   | 857.3   | 779.4   |          |
| D 310095   |      | 5 | 1,030.9                                   | 1,079.6 | 1,050.5 | 999.9   | 974.7   | 1,058.7 | 873.7   | 1,013.4 | 952.7   | 827.6   | 884.0   |         |          |
| Unfilled orders - Commandes en carnet  | 1978 |   | 954.1                                     | 1,008.1 | 1,071.3 | 1,059.8 | 1,092.3 | 1,108.0 | 1,114.9 | 1,032.8 | 1,232.9 | 1,238.9 | 1,277.1 | 1,305.9 |          |
|  | 1979 |   | 1,308.3                                   | 1,306.4 | 1,377.4 | 1,420.9 | 1,475.3 | 1,436.2 | 1,450.5 | 1,434.0 | 1,378.9 | 1,502.3 | 1,544.1 | 1,569.1 |          |
|  | 1980 |   | 1,569.9                                   | 1,567.0 | 1,488.2 | 1,449.9 | 1,381.3 | 1,161.2 | 1,405.4 | 1,437.1 | 1,526.1 | 1,542.3 | 1,590.5 | 1,521.2 |          |
|  | 1981 |   | 1,482.5                                   | 1,602.3 | 1,530.0 | 1,644.9 | 1,622.2 | 1,813.2 | 1,899.9 | 1,852.9 | 1,760.8 | 1,710.5 | 1,595.9 | 1,356.6 |          |
| D 310141   |      | 3 | 1,282.9                                   | 1,250.5 | 1,257.7 | 1,278.6 | 1,203.3 | 1,252.1 | 1,188.9 | 1,147.9 | 1,094.0 | 961.8   | 926.4   |         |          |
| Inventory held - Total - Des stocks détenus  | 1978 |   | 1,820.3                                   | 1,824.6 | 1,791.4 | 1,780.3 | 1,787.1 | 1,813.7 | 1,804.1 | 1,844.5 | 1,845.8 | 1,871.2 | 1,865.2 | 1,904.8 |          |
|  | 1979 |   | 1,922.3                                   | 1,968.6 | 2,015.1 | 2,025.6 | 2,050.9 | 2,091.8 | 2,173.4 | 2,209.2 | 2,280.4 | 2,316.2 | 2,332.1 | 2,463.6 |          |
|  | 1980 |   | 2,450.0                                   | 2,432.5 | 2,423.6 | 2,515.5 | 2,535.7 | 2,586.9 | 2,607.9 | 2,646.6 | 2,620.5 | 2,592.8 | 2,616.6 | 2,587.0 |          |
|  | 1981 |   | 2,780.5                                   | 2,762.9 | 3,095.5 | 3,106.3 | 3,069.3 | 3,137.6 | 3,159.3 | 3,236.6 | 3,316.6 | 3,484.1 | 3,610.1 | 3,602.7 |          |
| D 310187   |      | 1 | 3,641.8                                   | 3,686.2 | 3,815.2 | 3,742.5 | 3,674.2 | 3,668.5 | 3,585.4 | 3,516.8 | 3,456.6 | 3,421.2 | 3,339.9 |         |          |
| Raw materials - Matières premières   | 1978 |   | 880.9                                     | 888.3   | 858.4   | 857.3   | 873.4   | 908.0   | 924.2   | 941.3   | 936.1   | 939.4   | 981.1   | 1,020.8 |          |
|  | 1979 |   | 1,020.7                                   | 1,055.6 | 1,084.1 | 1,082.5 | 1,114.7 | 1,133.8 | 1,200.5 | 1,224.9 | 1,274.2 | 1,274.6 | 1,255.3 | 1,289.1 |          |
|  | 1980 |   | 1,284.9                                   | 1,260.7 | 1,256.0 | 1,337.5 | 1,323.8 | 1,304.6 | 1,281.4 | 1,280.8 | 1,283.3 | 1,298.5 | 1,321.6 | 1,299.9 |          |
|  | 1981 |   | 1,434.9                                   | 1,446.6 | 1,760.3 | 1,752.7 | 1,689.2 | 1,722.9 | 1,766.0 | 1,837.8 | 1,905.9 | 1,998.0 | 2,076.3 | 2,045.5 |          |
| D 310233   |      | 2 | 2,052.8                                   | 2,072.2 | 2,102.1 | 1,993.0 | 1,950.6 | 1,961.3 | 1,867.5 | 1,800.0 | 1,751.0 | 1,741.2 | 1,697.9 |         |          |
| Goods in process - Produits en cours   | 1978 |   | 387.5                                     | 391.4   | 383.2   | 390.0   | 382.2   | 385.3   | 370.8   | 385.4   | 397.7   | 409.8   | 396.3   | 396.0   |          |
|  | 1979 |   | 414.7                                     | 419.7   | 441.8   | 448.6   | 460.2   | 470.2   | 476.2   | 489.5   | 503.8   | 524.3   | 540.1   | 601.1   |          |
|  | 1980 |   | 618.0                                     | 597.2   | 590.5   | 587.2   | 617.6   | 630.6   | 637.5   | 673.7   | 644.5   | 620.8   | 614.9   | 606.3   |          |
|  | 1981 |   | 623.8                                     | 618.6   | 616.6   | 624.6   | 628.1   | 634.2   | 634.2   | 636.3   | 638.0   | 665.2   | 681.3   | 661.7   |          |
| D 310279   |      | 2 | 637.7                                     | 664.7   | 711.8   | 708.1   | 698.1   | 664.1   | 664.7   | 658.3   | 634.8   | 631.2   | 625.1   |         |          |
| Finished products - Produits finis   | 1978 |   | 551.9                                     | 544.9   | 539.8   | 533.0   | 531.5   | 520.4   | 509.1   | 517.8   | 512.0   | 522.0   | 487.8   | 488.0   |          |
|  | 1979 |   | 486.9                                     | 493.3   | 489.2   | 494.5   | 486.0   | 487.8   | 496.7   | 494.8   | 502.4   | 517.3   | 536.7   | 573.4   |          |
|  | 1980 |   | 547.1                                     | 574.6   | 577.1   | 590.8   | 594.3   | 651.7   | 689.0   | 692.1   | 692.7   | 673.5   | 680.1   | 680.8   |          |
|  | 1981 |   | 721.8                                     | 697.7   | 718.6   | 729.0   | 752.0   | 780.5   | 780.5   | 772.7   | 762.5   | 820.9   | 852.5   | 895.5   |          |
| D 310325   |      | 2 | 951.3                                     | 949.3   | 1,001.3 | 1,041.4 | 1,025.5 | 1,043.1 | 1,053.2 | 1,058.5 | 1,070.8 | 1,048.8 | 1,016.9 |         |          |
| <b>METAL FABRICATING INDUSTRIES (Except Machinery and Transportation Equipment Industries) - FABRICATION DE PRODUITS DE METAL (sauf machine et équipement de transport):</b> |      |   |   |         |         |         |         |         |         |         |         |         |         |         |          |
| Unadjusted for seasonal variation -<br>Chiffres non-désaisonnalisés:<br>Shipments - Livraisons   | 1978 |   | 574.1                                     | 607.4   | 719.8   | 682.4   | 735.0   | 786.6   | 659.4   | 715.2   | 771.7   | 769.9   | 785.7   | 681.5   | 8,489.7  |
|  | 1979 |   | 694.0                                     | 732.0   | 853.9   | 763.6   | 872.9   | 885.9   | 795.5   | 976.1   | 880.4   | 1,001.8 | 988.7   | 863.3   | 10,409.3 |
|  | 1980 |   | 924.7                                     | 939.4   | 1,026.3 | 956.4   | 975.6   | 965.2   | 967.5   | 902.2   | 1,024.9 | 1,087.5 | 955.8   | 1,011.2 | 11,736.7 |
|  | 1981 |   | 837.8                                     | 913.1   | 1,073.0 | 1,022.1 | 1,014.6 | 1,123.0 | 1,014.1 | 1,010.7 | 1,171.1 | 1,140.0 | 1,014.0 | 1,090.2 | 12,423.7 |
| D 310013   | 13   |   | 884.3                                     | 965.0   | 1,182.7 | 933.4   | 912.1   | 1,020.4 | 841.9   | 918.3   | 1,018.4 | 949.4   | 943.7   |         |          |
| New orders - Nouvelles commandes   | 1978 |   | 609.9                                     | 629.1   | 814.0   | 687.2   | 744.6   | 880.7   | 728.4   | 615.5   | 812.2   | 782.8   | 784.4   | 601.4   |          |
|  | 1979 |   | 675.0                                     | 734.4   | 975.6   | 733.2   | 909.4   | 866.4   | 736.3   | 1,036.9 | 987.7   | 980.6   | 1,003.3 | 973.5   |          |
|  | 1980 |   | 1,112.9                                   | 979.5   | 1,025.2 | 949.3   | 1,002.4 | 892.9   | 975.5   | 913.7   | 1,164.5 | 1,196.1 | 964.3   | 981.3   |          |
|  | 1981 |   | 928.8                                     | 998.5   | 1,127.7 | 1,109.9 | 1,100.1 | 1,136.0 | 948.1   | 1,105.3 | 1,178.9 | 1,159.1 | 971.0   | 1,156.0 |          |
| D 310073   |      |   | 847.4                                     | 928.3   | 1,155.8 | 966.1   | 821.3   | 899.7   | 802.1   | 871.3   | 915.9   | 979.0   | 906.5   |         |          |
| Unfilled orders - Commandes en carnet  | 1978 |   | 1,653.4                                   | 1,675.0 | 1,769.3 | 1,774.1 | 1,782.6 | 1,876.7 | 1,945.7 | 1,846.0 | 1,886.5 | 1,899.4 | 1,898.2 | 1,818.1 |          |
|  | 1979 |   | 1,799.2                                   | 1,801.6 | 1,923.3 | 1,892.9 | 1,929.4 | 1,909.8 | 1,849.6 | 1,910.4 | 1,917.6 | 1,896.5 | 1,865.9 | 1,975.9 |          |
|  | 1980 |   | 2,164.1                                   | 2,204.2 | 2,203.1 | 2,196.0 | 2,222.8 | 2,158.6 | 2,150.5 | 2,170.1 | 2,309.6 | 2,418.2 | 2,426.7 | 2,396.8 |          |
|  | 1981 |   | 2,487.8                                   | 2,573.2 | 2,628.0 | 2,715.8 | 2,801.2 | 2,814.3 | 2,748.4 | 2,842.9 | 2,850.8 | 2,869.9 | 2,827.0 | 2,892.8 |          |
| D 310119   |      |   | 2,855.9                                   | 2,819.3 | 2,792.4 | 2,825.1 | 2,734.2 | 2,613.5 | 2,573.7 | 2,526.7 | 2,424.2 | 2,453.9 | 2,416.7 |         |          |
| Inventory owned - Total - Des stocks possédés  | 1978 |   | 1,469.4                                   | 1,527.0 | 1,559.3 | 1,573.2 | 1,556.6 | 1,562.1 | 1,537.9 | 1,580.0 | 1,593.5 | 1,587.4 | 1,615.7 | 1,654.1 |          |
|  | 1979 |   | 1,759.1                                   | 1,774.8 | 1,818.5 | 1,889.0 | 1,923.6 | 1,943.3 | 1,944.7 | 1,968.8 | 1,973.5 | 1,990.2 | 2,003.3 | 2,077.4 |          |
|  | 1980 |   | 2,231.8                                   | 2,295.5 | 2,323.1 | 2,386.5 | 2,372.1 | 2,369.9 | 2,339.7 | 2,285.0 | 2,314.1 | 2,240.4 | 2,203.8 | 2,160.9 |          |
|  | 1981 |   | 2,254.6                                   | 2,290.9 | 2,370.7 | 2,385.9 | 2,434.5 | 2,418.7 | 2,410.9 | 2,412.5 | 2,421.9 | 2,379.8 | 2,403.5 | 2,439.9 |          |
| D 310349   |      |   | 2,533.4                                   | 2,605.5 | 2,675.2 | 2,714.8 | 2,633.4 | 2,564.0 | 2,479.9 | 2,417.0 | 2,330.2 | 2,250.9 | 2,166.2 |         |          |
| Inventory held but not owned - Stocks détenus mais non possédés  | 1978 |   | 271.4                                     | 282.5   | 271.2   | 303.8   | 326.9   | 326.8   | 352.1   | 342.9   | 335.6   | 346.8   | 347.9   | 261.8   |          |
|  | 1979 |   | 275.8                                     | 323.8   | 278.0   | 262.3   | 284.4   | 281.9   | 303.9   | 311.6   | 299.1   | 301.7   | 314.8   | 252.8   |          |
|  | 1980 |   | 272.3                                     | 291.1   | 297.2   | 321.0   | 351.4   | 331.5   | 345.3   | 333.2   | 321.4   | 355.3   | 368.6   | 334.0   |          |
|  | 1981 |   | 364.6                                     | 382.5   | 373.5   | 409.7   | 446.4   | 460.0   | 494.5   | 524.3   | 475.2   | 522.4   | 521.5   | 450.2   |          |
| D 310384   |      |   | 451.7                                     | 508.4   | 500.8   | 492.0   | 509.1   | 518.7   | 555.0   | 554.3   | 555.2   | 570.5   | 592.1   |         |          |
| Inventory held - Total - Des stocks détenus  | 1978 |   | 1,740.8                                   | 1,809.6 | 1,830.6 | 1,877.1 | 1,883.6 | 1,889.0 | 1,890.0 | 1,922.9 | 1,929.2 | 1,934.2 | 1,963.7 | 1,916.0 |          |
|  | 1979 |   | 2,035.0                                   | 2,098.6 | 2,096.5 | 2,151.3 | 2,208.0 | 2,225.2 | 2,248.6 | 2,280.5 | 2,272.6 | 2,291.9 | 2,318.2 | 2,330.2 |          |
|  | 1980 |   | 2,504.2                                   | 2,586.6 | 2,620.3 | 2,707.6 | 2,723.5 | 2,701.4 | 2,685.0 | 2,618.2 | 2,635.5 | 2,595.7 | 2,572.4 | 2,494.9 |          |
|  | 1981 |   | 2,619.2                                   | 2,673.4 | 2,744.3 | 2,795.7 | 2,880.9 | 2,878.8 | 2,905.5 | 2,936.8 | 2,897.1 | 2,902.2 | 2,925.1 | 2,890.2 |          |
| D 310165   |      |   | 2,985.1                                   | 3,113.9 | 3,175.9 | 3,206.7 | 3,142.5 | 3,082.7 | 3,034.9 | 2,971.3 | 2,885.4 | 2,821.4 | 2,758.3 |         |          |

See footnote(s) at end of statistical tables. - Voir note(s) à la fin des tableaux statistiques.



TABLE 3. Estimated Value of Shipments, Orders and Inventory in Manufacturing Industries grouped according to the Standard Industrial Classification

TABLEAU 3. Valeur estimative des livraisons, commandes et stocks des industries manufacturières groupées d'après la classification type des industries

|   |    | Month - Mois                              |         |         |         |         |         |         |         |         |         |         |         | Total   |
|---|----|---|---------|---------|---------|---------|---------|---------|---------|---------|---------|---------|---------|---------|
|   |    | Jan                                       | Feb     | March   | April   | May     | June    | July    | Aug     | Sept    | Oct     | Nov     | Déc.    |         |
|   |    | Janv                                      | Fév     | Mars    | Avril   | Mai     | Jun     | Juill   | Août    |         |         |         |         |         |
|   |    | millions of dollars - millions de dollars |         |         |         |         |         |         |         |         |         |         |         |         |
| Raw materials - Matières premières  |    | 1978                                      | 747.4   | 777.0   | 808.1   | 819.0   | 805.0   | 807.8   | 809.5   | 829.7   | 837.6   | 834.2   | 839.7   | 858.6   |
|   |    | 1979                                      | 909.1   | 899.2   | 946.7   | 986.2   | 996.7   | 1,016.8 | 1,039.1 | 1,052.7 | 1,075.2 | 1,090.1 | 1,078.9 | 1,137.1 |
|   |    | 1980                                      | 1,194.9 | 1,222.7 | 1,219.8 | 1,260.9 | 1,268.4 | 1,254.0 | 1,242.4 | 1,231.5 | 1,193.3 | 1,151.7 | 1,114.1 | 1,082.4 |
|   |    | 1981                                      | 1,121.2 | 1,144.0 | 1,191.3 | 1,206.1 | 1,243.0 | 1,255.8 | 1,280.7 | 1,312.1 | 1,273.8 | 1,253.5 | 1,270.9 | 1,302.6 |
| D 310211  |    | 1982                                      | 1,330.5 | 1,375.8 | 1,407.4 | 1,381.5 | 1,327.0 | 1,287.1 | 1,246.2 | 1,201.8 | 1,155.8 | 1,095.7 | 1,045.4 |         |
| Goods in process - Produits en cours  |    | 1978                                      | 606.0   | 635.7   | 626.2   | 654.7   | 676.8   | 683.1   | 700.9   | 710.3   | 694.6   | 702.6   | 713.1   | 641.4   |
|   |    | 1979                                      | 693.2   | 739.1   | 684.1   | 679.5   | 726.3   | 731.3   | 740.8   | 755.3   | 726.1   | 734.4   | 751.3   | 700.2   |
|   |    | 1980                                      | 761.7   | 795.9   | 817.4   | 846.3   | 857.3   | 840.4   | 849.2   | 812.5   | 819.4   | 843.5   | 844.0   | 817.6   |
|   |    | 1981                                      | 875.6   | 911.3   | 932.3   | 950.0   | 992.0   | 989.4   | 1,016.8 | 1,033.0 | 1,035.3 | 1,060.9 | 1,055.8 | 963.3   |
| D 310257  |    | 1982                                      | 994.1   | 1,044.1 | 1,062.1 | 1,100.7 | 1,096.6 | 1,086.7 | 1,114.6 | 1,111.4 | 1,080.0 | 1,095.2 | 1,107.1 |         |
| Finished products - Produits fins   |    | 1978                                      | 387.3   | 396.8   | 396.2   | 403.3   | 401.7   | 398.0   | 379.5   | 382.8   | 396.8   | 397.4   | 410.7   | 415.9   |
|   |    | 1979                                      | 432.7   | 460.2   | 465.6   | 485.5   | 484.9   | 477.1   | 468.7   | 472.3   | 471.2   | 467.3   | 487.9   | 492.8   |
|   |    | 1980                                      | 547.5   | 568.0   | 583.0   | 600.3   | 597.7   | 606.9   | 593.3   | 574.1   | 622.7   | 600.4   | 614.2   | 594.8   |
|   |    | 1981                                      | 622.4   | 618.1   | 620.6   | 639.5   | 645.9   | 633.5   | 607.9   | 591.6   | 588.0   | 587.7   | 598.3   | 624.1   |
| D 310303  |    | 1982                                      | 660.5   | 694.0   | 706.5   | 724.5   | 718.8   | 708.8   | 674.1   | 658.1   | 649.6   | 630.4   | 605.8   |         |
| Adjusted for seasonal variation - Chiffres désaisonnalisés  |    | 1978                                      | 642.8   | 652.3   | 664.4   | 717.2   | 703.0   | 728.1   | 716.3   | 705.9   | 726.5   | 730.2   | 752.2   | 757.2   |
|   |    | 1979                                      | 749.9   | 784.7   | 800.6   | 790.5   | 827.7   | 844.7   | 856.1   | 975.1   | 937.9   | 918.0   | 960.0   | 956.0   |
| Shipments - Livraisons  |    | 1980                                      | 989.2   | 977.4   | 981.6   | 959.7   | 957.1   | 926.5   | 998.8   | 953.3   | 943.3   | 993.1   | 962.5   | 1,067.2 |
|   |    | 1981                                      | 925.6   | 979.3   | 1,007.9 | 1,019.9 | 1,028.6 | 1,054.1 | 1,059.1 | 1,061.7 | 1,063.7 | 1,064.8 | 1,007.8 | 1,137.6 |
| D 310043  | 13 | 1982                                      | 1,008.7 | 1,034.9 | 1,074.0 | 949.9   | 919.1   | 947.2   | 900.9   | 950.7   | 916.9   | 915.3   | 915.0   |         |
| New orders - Nouvelles commandes  |    | 1978                                      | 624.8   | 687.2   | 705.8   | 737.8   | 695.3   | 825.1   | 787.8   | 587.5   | 789.6   | 754.9   | 793.5   | 726.8   |
|   |    | 1979                                      | 721.0   | 770.7   | 861.2   | 772.5   | 840.8   | 851.7   | 834.6   | 1,003.3 | 952.3   | 892.8   | 942.0   | 1,116.4 |
|   |    | 1980                                      | 1,174.9 | 995.5   | 906.4   | 966.0   | 958.3   | 892.0   | 1,063.2 | 920.0   | 1,089.2 | 1,094.5 | 989.1   | 1,085.7 |
|   |    | 1981                                      | 1,013.6 | 1,040.0 | 972.9   | 1,124.8 | 1,080.6 | 1,118.5 | 1,074.9 | 1,093.6 | 1,078.2 | 1,075.0 | 988.4   | 1,251.8 |
| D 310096  | 5  | 1982                                      | 968.3   | 968.6   | 949.6   | 1,002.9 | 798.4   | 879.9   | 941.9   | 842.7   | 819.4   | 937.1   | 898.8   |         |
| Unfilled orders - Commandes en carnet   |    | 1978                                      | 1,668.0 | 1,702.9 | 1,744.3 | 1,764.9 | 1,757.2 | 1,854.2 | 1,925.7 | 1,807.3 | 1,870.4 | 1,895.1 | 1,936.4 | 1,906.0 |
|   |    | 1979                                      | 1,842.9 | 1,828.9 | 1,889.5 | 1,871.5 | 1,884.6 | 1,891.6 | 1,870.1 | 1,898.3 | 1,912.7 | 1,887.5 | 1,869.5 | 2,029.9 |
|   |    | 1980                                      | 2,215.6 | 2,233.7 | 2,158.5 | 2,164.8 | 2,166.0 | 2,131.5 | 2,195.9 | 2,162.6 | 2,308.6 | 2,409.9 | 2,436.5 | 2,455.0 |
|   |    | 1981                                      | 2,543.0 | 2,603.7 | 2,568.7 | 2,673.6 | 2,725.6 | 2,790.0 | 2,805.8 | 2,837.7 | 2,852.2 | 2,862.4 | 2,843.0 | 2,957.2 |
| D 310142  | 1  | 1982                                      | 2,916.9 | 2,850.6 | 2,726.2 | 2,779.2 | 2,658.5 | 2,591.2 | 2,632.2 | 2,524.2 | 2,426.7 | 2,448.5 | 2,432.3 |         |
| Inventory owned - Total - Des stocks possédés   |    | 1978                                      | 1,452.1 | 1,498.5 | 1,524.5 | 1,530.7 | 1,532.2 | 1,548.4 | 1,559.4 | 1,591.1 | 1,613.9 | 1,633.1 | 1,669.6 | 1,681.1 |
|   |    | 1979                                      | 1,756.5 | 1,745.7 | 1,774.1 | 1,831.7 | 1,873.7 | 1,912.9 | 1,944.0 | 1,978.6 | 1,988.5 | 2,051.4 | 2,077.6 | 2,141.9 |
|   |    | 1980                                      | 2,236.3 | 2,267.1 | 2,269.7 | 2,312.0 | 2,303.4 | 2,327.4 | 2,335.0 | 2,297.5 | 2,347.0 | 2,315.3 | 2,289.7 | 2,232.4 |
|   |    | 1981                                      | 2,252.3 | 2,256.7 | 2,312.2 | 2,307.1 | 2,358.0 | 2,372.0 | 2,409.6 | 2,434.9 | 2,458.7 | 2,467.2 | 2,508.4 | 2,522.0 |
| D 31D372  | 1  | 1982                                      | 2,528.7 | 2,563.7 | 2,602.3 | 2,623.6 | 2,547.6 | 2,512.7 | 2,480.9 | 2,443.7 | 2,369.5 | 2,339.6 | 2,268.0 |         |
| Inventory held but not owned - Stocks détenus mais non possédés   |    | 1978                                      | 296.8   | 299.9   | 288.4   | 306.3   | 314.5   | 324.1   | 331.1   | 321.8   | 329.9   | 324.0   | 327.8   | 292.7   |
|   |    | 1979                                      | 299.2   | 340.7   | 295.4   | 264.9   | 275.6   | 277.9   | 285.3   | 290.1   | 297.7   | 285.9   | 296.6   | 284.3   |
|   |    | 1980                                      | 295.0   | 305.1   | 316.9   | 324.2   | 342.3   | 326.1   | 322.9   | 308.8   | 321.3   | 337.8   | 347.5   | 376.0   |
|   |    | 1981                                      | 395.3   | 399.7   | 397.9   | 413.6   | 435.8   | 452.3   | 461.8   | 485.5   | 475.3   | 497.6   | 492.5   | 507.3   |
| D 310391  | 3  | 1982                                      | 489.8   | 530.4   | 533.2   | 496.4   | 497.6   | 509.9   | 517.9   | 513.0   | 555.5   | 543.9   | 558.6   |         |
| Inventory held - Total - Des stocks détenus   |    | 1978                                      | 1,748.9 | 1,798.4 | 1,812.9 | 1,837.0 | 1,846.7 | 1,872.5 | 1,890.5 | 1,912.9 | 1,943.8 | 1,957.1 | 1,997.4 | 1,973.8 |
|   |    | 1979                                      | 2,055.7 | 2,086.4 | 2,069.5 | 2,096.6 | 2,149.3 | 2,190.8 | 2,229.3 | 2,268.7 | 2,296.2 | 2,337.3 | 2,374.2 | 2,426.2 |
|   |    | 1980                                      | 2,531.3 | 2,572.2 | 2,586.6 | 2,636.2 | 2,645.7 | 2,653.5 | 2,657.9 | 2,606.3 | 2,668.3 | 2,653.1 | 2,637.2 | 2,608.4 |
|   |    | 1981                                      | 2,647.6 | 2,656.4 | 2,710.1 | 2,720.7 | 2,793.8 | 2,824.3 | 2,871.4 | 2,920.4 | 2,934.0 | 2,964.8 | 3,000.9 | 3,029.3 |
| D 310188  | 1  | 1982                                      | 3,018.5 | 3,094.1 | 3,135.5 | 3,120.0 | 3,045.2 | 3,022.6 | 2,998.8 | 2,956.7 | 2,925.0 | 2,883.5 | 2,827.6 |         |
| Raw materials - Matières premières  |    | 1978                                      | 745.6   | 769.4   | 788.5   | 796.5   | 795.4   | 802.4   | 807.3   | 825.8   | 844.5   | 850.3   | 875.1   | 879.4   |
|   |    | 1979                                      | 916.7   | 895.8   | 925.1   | 959.8   | 978.5   | 1,004.3 | 1,026.7 | 1,045.7 | 1,080.5 | 1,114.7 | 1,121.2 | 1,170.6 |
|   |    | 1980                                      | 1,208.7 | 1,221.2 | 1,194.1 | 1,227.5 | 1,240.8 | 1,235.3 | 1,225.3 | 1,222.2 | 1,199.7 | 1,179.6 | 1,158.4 | 1,117.1 |
|   |    | 1981                                      | 1,134.9 | 1,143.2 | 1,166.7 | 1,174.3 | 1,213.6 | 1,235.2 | 1,262.6 | 1,302.2 | 1,281.3 | 1,284.8 | 1,322.6 | 1,346.7 |
| D 310234  | 1  | 1982                                      | 1,347.2 | 1,375.3 | 1,378.7 | 1,345.2 | 1,294.4 | 1,265.1 | 1,228.2 | 1,192.7 | 1,162.9 | 1,123.6 | 1,088.4 |         |
| Goods in process - Produits en cours  |    | 1978                                      | 622.5   | 644.3   | 639.9   | 650.5   | 658.2   | 674.6   | 687.0   | 689.4   | 695.1   | 697.6   | 706.4   | 676.1   |
|   |    | 1979                                      | 710.8   | 743.0   | 692.1   | 672.0   | 702.5   | 717.9   | 722.2   | 734.8   | 732.5   | 736.4   | 752.9   | 750.6   |
|   |    | 1980                                      | 780.5   | 798.1   | 825.6   | 835.9   | 828.8   | 823.4   | 826.5   | 791.0   | 828.2   | 847.0   | 848.6   | 879.8   |
|   |    | 1981                                      | 896.4   | 911.9   | 940.1   | 937.1   | 958.2   | 968.5   | 989.2   | 1,006.9 | 1,047.4 | 1,065.8 | 1,063.9 | 1,039.2 |
| D 310280  | 2  | 1982                                      | 1,017.3 | 1,043.8 | 1,070.1 | 1,085.0 | 1,058.8 | 1,063.2 | 1,084.2 | 1,083.9 | 1,093.1 | 1,100.5 | 1,116.9 |         |
| Finished products - Produits finis  |    | 1978                                      | 380.8   | 384.7   | 384.5   | 390.0   | 393.1   | 395.5   | 396.2   | 397.7   | 404.2   | 409.2   | 415.9   | 418.3   |
|   |    | 1979                                      | 428.2   | 447.6   | 452.3   | 464.8   | 468.3   | 468.2   | 480.4   | 488.2   | 483.2   | 486.2   | 501.9   | 505.0   |
|   |    | 1980                                      | 542.1   | 552.9   | 566.9   | 572.8   | 576.1   | 594.8   | 606.1   | 593.1   | 640.4   | 626.5   | 630.2   | 611.5   |
|   |    | 1981                                      | 616.3   | 601.3   | 603.3   | 609.3   | 622.0   | 620.6   | 619.6   | 611.3   | 605.3   | 614.2   | 614.4   | 643.4   |
| D 310326  | 2  | 1982                                      | 654.0   | 675.0   | 686.7   | 689.8   | 692.0   | 694.3   | 686.4   | 680.1   | 669.0   | 659.4   | 622.3   |         |
| <b>MACHINERY INDUSTRIES (Except Electrical Machinery) - FABRICATION DE MACHINES (sauf électriques):</b> |    |   |         |         |         |         |         |         |         |         |         |         |         |         |
| Unadjusted for seasonal variation - Chiffres non-désaisonnalisés  |    | 1978                                      | 315.9   | 364.6   | 473.9   | 437.9   | 442.9   | 463.9   | 357.6   | 359.3   | 458.1   | 438.5   | 456.3   | 468.1   |
|   |    | 1979                                      | 445.1   | 505.0   | 619.2   | 532.9   | 551.0   | 575.4   | 508.5   | 487.7   | 527.7   | 575.8   | 596.6   | 602.9   |
| Shipments - Livraisons  |    | 1980                                      | 611.6   | 631.5   | 757.7   | 691.0   | 667.0   | 667.1   | 586.2   | 514.7   | 577.4   | 645.6   | 609.0   | 660.6   |
|   |    | 1981                                      | 578.0   | 665.5   | 805.3   | 770.4   | 742.2   | 769.3   | 735.2   | 593.7   | 738.5   | 745.1   | 678.3   | 721.8   |
| D 310014  | 14 | 1982                                      | 591.2   | 696.7   | 835.0   | 666.5   | 628.1   | 659.4   | 552.1   | 477.1   | 598.6   | 519.0   | 539.3   | 8,543.3 |
| New orders - Nouvelles commandes  |    | 1978                                      | 346.3   | 458.7   | 495.4   | 434.3   | 443.1   | 472.9   | 376.1   | 376.8   | 499.5   | 609.0   | 541.9   | 644.5   |
|   |    | 1979                                      | 789.6   | 631.9   | 705.4   | 583.0   | 267.1   | 556.9   | 439.5   | 552.4   | 473.8   | 698.0   | 1,066.6 | 232.7   |
|   |    | 1980                                      | 1,227.5 | 879.8   | 932.9   | 729.6   | 276.2   | 595.1   | 330.0   | 414.2   | 513.9   | 480.3   | 662.3   | 606.2   |
|   |    | 1981                                      | 750.4   | 680.2   | 817.3   | 860.4   | 718.6   | 561.8   | 695.8   | 578.9   | 811.8   | 619.7   |         |         |

TABLE 3. Estimated Value of Shipments, Orders and Inventory in Manufacturing Industries grouped according to the Standard Industrial Classification

TABLEAU 3. Valeur estimative des livraisons, commandes et stocks des industries manufacturières groupées d'après la classification type des industries

|   |      | Month - Mois  |              |               |                |            |              |                |              |         |         |         |         | Total |
|---|------|---------------|--------------|---------------|----------------|------------|--------------|----------------|--------------|---------|---------|---------|---------|-------|
|   |      | Jan.<br>Janv. | Feb.<br>Fév. | March<br>Mars | April<br>Avril | May<br>Mai | June<br>Juin | July<br>Juill. | Aug.<br>Août | Sept.   | Oct.    | Nov.    | Dec.    |       |
| millions of dollars - millions de dollars   |      |               |              |               |                |            |              |                |              |         |         |         |         |       |
| Unfilled orders - Commandes en carnet<br>D 310120   | 1978 | 1,711.0       | 1,805.1      | 1,826.6       | 1,823.0        | 1,823.2    | 1,832.2      | 1,850.7        | 1,868.2      | 1,909.6 | 2,080.1 | 2,165.8 | 2,342.1 |       |
|   | 1979 | 2,686.7       | 2,813.6      | 2,899.8       | 2,949.9        | 2,666.0    | 2,647.5      | 2,578.5        | 2,643.2      | 2,589.3 | 2,711.4 | 3,181.4 | 2,811.2 |       |
|   | 1980 | 3,427.1       | 3,675.4      | 3,850.7       | 3,889.2        | 3,498.3    | 3,426.3      | 3,170.1        | 3,069.6      | 3,006.1 | 2,840.8 | 2,894.1 | 2,839.7 |       |
|   | 1981 | 3,012.1       | 3,026.8      | 3,038.9       | 3,128.8        | 3,105.3    | 2,897.8      | 2,858.4        | 2,843.5      | 2,916.9 | 2,791.4 | 2,775.0 | 2,640.0 |       |
|   | 1982 | 2,645.9       | 2,552.2      | 2,632.5       | 2,534.6        | 2,528.2    | 2,491.5      | 2,459.3        | 2,434.7      | 2,524.3 | 2,416.1 | 2,462.0 |         |       |
| Inventory owned - Total - Des stocks possédés<br>D 310350   | 1978 | 1,235.6       | 1,268.1      | 1,280.5       | 1,271.8        | 1,261.3    | 1,250.5      | 1,249.1        | 1,258.1      | 1,290.6 | 1,290.4 | 1,325.7 | 1,356.8 |       |
|   | 1979 | 1,345.8       | 1,416.0      | 1,433.3       | 1,439.1        | 1,498.2    | 1,509.5      | 1,513.6        | 1,578.6      | 1,638.0 | 1,698.1 | 1,742.8 | 1,774.0 |       |
|   | 1980 | 1,791.4       | 1,845.7      | 1,880.0       | 1,921.1        | 1,913.3    | 1,890.5      | 1,903.1        | 1,959.3      | 1,977.9 | 2,013.0 | 1,990.7 | 1,971.2 |       |
|   | 1981 | 1,997.0       | 2,056.0      | 2,080.2       | 2,063.8        | 2,049.6    | 2,069.7      | 1,987.7        | 2,026.8      | 2,010.4 | 2,031.0 | 2,058.5 | 2,040.7 |       |
|   | 1982 | 2,087.5       | 2,105.2      | 2,096.7       | 2,102.6        | 2,098.8    | 2,042.5      | 1,955.1        | 1,946.8      | 1,892.6 | 1,869.9 | 1,825.5 |         |       |
| Inventory held but not owned - Stocks détenus mais non possédés<br>D 310385                                 | 1978 | 192.1         | 198.1        | 178.7         | 194.9          | 203.8      | 214.2        | 228.0          | 229.5        | 238.3   | 259.1   | 271.4   | 275.0   |       |
|   | 1979 | 258.8         | 263.9        | 236.1         | 252.3          | 260.5      | 266.7        | 270.6          | 273.5        | 285.3   | 290.1   | 310.3   | 314.4   |       |
|   | 1980 | 321.0         | 331.6        | 282.3         | 280.4          | 292.3      | 302.7        | 294.6          | 290.5        | 290.6   | 329.0   | 344.4   | 345.5   |       |
|   | 1981 | 370.4         | 369.9        | 383.4         | 335.5          | 381.5      | 345.6        | 358.1          | 358.3        | 371.8   | 376.5   | 384.4   | 299.5   |       |
|   | 1982 | 299.0         | 306.0        | 272.7         | 263.8          | 263.0      | 247.5        | 261.7          | 241.5        | 237.3   | 247.6   | 218.4   |         |       |
| Inventory held - Total - Des stocks détenus<br>D 310166   | 1978 | 1,427.7       | 1,466.2      | 1,459.2       | 1,466.7        | 1,465.1    | 1,464.8      | 1,477.1        | 1,487.6      | 1,529.0 | 1,549.6 | 1,597.2 | 1,631.9 |       |
|   | 1979 | 1,604.6       | 1,679.9      | 1,669.4       | 1,691.5        | 1,758.8    | 1,776.2      | 1,784.2        | 1,852.1      | 1,923.3 | 1,988.2 | 2,053.2 | 2,085.4 |       |
|   | 1980 | 2,112.4       | 2,177.3      | 2,164.3       | 2,201.6        | 2,205.6    | 2,193.2      | 2,197.8        | 2,249.9      | 2,268.6 | 2,342.1 | 2,335.2 | 2,316.7 |       |
|   | 1981 | 2,367.4       | 2,426.0      | 2,463.7       | 2,399.3        | 2,431.2    | 2,415.4      | 2,345.9        | 2,385.2      | 2,382.3 | 2,407.5 | 2,442.9 | 2,340.2 |       |
|   | 1982 | 2,386.5       | 2,411.2      | 2,369.4       | 2,366.4        | 2,361.8    | 2,290.1      | 2,216.8        | 2,188.3      | 2,129.9 | 2,117.6 | 2,043.9 |         |       |
| Raw materials - Matières premières<br>D 310212  | 1978 | 561.9         | 578.2        | 588.6         | 588.3          | 583.2      | 581.6        | 587.1          | 599.2        | 620.7   | 622.3   | 638.0   | 667.5   |       |
|   | 1979 | 650.8         | 691.9        | 707.6         | 715.5          | 752.9      | 754.7        | 755.4          | 821.5        | 850.0   | 847.3   | 846.7   | 890.1   |       |
|   | 1980 | 889.0         | 912.3        | 937.2         | 948.0          | 935.7      | 930.8        | 970.2          | 1,024.9      | 1,050.8 | 1,051.0 | 1,038.2 | 1,031.5 |       |
|   | 1981 | 1,039.5       | 1,051.8      | 1,065.9       | 1,057.0        | 1,083.8    | 1,043.5      | 1,026.2        | 1,067.1      | 1,070.6 | 1,038.8 | 1,041.8 | 1,040.0 |       |
|   | 1982 | 1,057.6       | 1,045.6      | 1,062.8       | 1,045.1        | 1,029.4    | 988.5        | 973.3          | 979.4        | 964.6   | 944.2   | 913.8   |         |       |
| Goods in process - Produits en cours<br>D 310258  | 1978 | 568.8         | 584.7        | 571.7         | 582.9          | 583.8      | 591.1        | 607.5          | 610.4        | 622.0   | 641.7   | 672.8   | 668.2   |       |
|   | 1979 | 653.2         | 689.5        | 657.3         | 671.8          | 698.7      | 714.3        | 718.5          | 718.7        | 741.5   | 785.8   | 848.4   | 839.1   |       |
|   | 1980 | 856.0         | 892.2        | 845.8         | 864.0          | 871.2      | 861.4        | 831.8          | 826.4        | 819.8   | 885.0   | 889.9   | 896.1   |       |
|   | 1981 | 918.0         | 957.0        | 971.5         | 914.7          | 906.2      | 919.4        | 888.1          | 889.4        | 877.1   | 894.4   | 909.4   | 804.5   |       |
|   | 1982 | 821.3         | 837.8        | 778.3         | 768.7          | 771.8      | 753.2        | 744.2          | 716.8        | 686.6   | 706.1   | 666.4   |         |       |
| Finished products - Produits finis<br>D 310304  | 1978 | 296.9         | 303.3        | 298.8         | 295.3          | 298.0      | 291.9        | 282.5          | 277.9        | 286.2   | 285.5   | 286.3   | 296.1   |       |
|   | 1979 | 300.5         | 298.4        | 304.5         | 304.1          | 307.1      | 307.1        | 310.2          | 311.7        | 331.7   | 355.0   | 358.0   | 356.2   |       |
|   | 1980 | 367.3         | 372.7        | 381.3         | 389.4          | 398.6      | 400.9        | 395.7          | 398.6        | 397.9   | 406.0   | 406.9   | 388.9   |       |
|   | 1981 | 409.9         | 417.1        | 426.3         | 427.5          | 441.0      | 452.4        | 431.5          | 428.7        | 434.4   | 474.1   | 491.7   | 495.6   |       |
|   | 1982 | 507.5         | 527.8        | 528.3         | 552.6          | 560.6      | 548.4        | 499.3          | 492.1        | 478.6   | 467.3   | 463.7   |         |       |
| Adjusted for seasonal variation -<br>Chiffres désaisonnalisés(1)<br>Shipments - Livraisons<br>D 310044 14 4 | 1978 | 347.5         | 365.2        | 391.2         | 410.3          | 413.0      | 410.7        | 409.6          | 422.9        | 491.7   | 448.0   | 461.6   | 476.1   |       |
|   | 1979 | 492.1         | 506.8        | 511.2         | 494.1          | 505.4      | 530.4        | 554.2          | 580.2        | 569.3   | 584.0   | 613.7   | 617.6   |       |
|   | 1980 | 666.3         | 611.5        | 635.9         | 627.3          | 630.2      | 621.0        | 618.4          | 632.1        | 609.8   | 646.1   | 646.0   | 656.4   |       |
|   | 1981 | 645.5         | 667.4        | 659.9         | 697.9          | 712.8      | 711.4        | 778.9          | 733.6        | 775.2   | 756.0   | 713.0   | 705.0   |       |
|   | 1982 | 670.6         | 698.7        | 678.6         | 605.8          | 607.2      | 606.2        | 593.4          | 576.6        | 627.7   | 534.1   | 559.2   |         |       |
| New orders - Nouvelles commandes<br>D 310097 6  | 1978 | 351.8         | 423.9        | 409.6         | 431.5          | 424.9      | 451.1        | 430.8          | 426.9        | 568.2   | 588.1   | 519.4   | 692.9   |       |
|   | 1979 | 671.1         | 547.4        | 568.1         | 522.7          | 414.6      | 569.0        | 558.2          | 679.1        | 526.2   | 741.9   | 1,004.6 | 253.1   |       |
|   | 1980 | 1,047.6       | 738.4        | 757.4         | 620.9          | 542.1      | 616.2        | 482.9          | 576.5        | 543.8   | 517.7   | 586.7   | 607.5   |       |
|   | 1981 | 576.3         | 589.7        | 635.3         | 741.5          | 953.0      | 553.1        | 871.5          | 765.1        | 843.7   | 680.6   | 571.2   | 570.3   |       |
|   | 1982 | 449.3         | 532.0        | 720.6         | 482.9          | 823.8      | 606.2        | 684.1          | 591.5        | 710.4   | 474.3   | 493.7   |         |       |
| Unfilled orders - Commandes en carnet<br>D 310143 1   | 1978 | 1,704.9       | 1,763.6      | 1,782.0       | 1,803.2        | 1,815.1    | 1,855.5      | 1,876.7        | 1,880.7      | 1,957.2 | 2,097.3 | 2,155.1 | 2,371.9 |       |
|   | 1979 | 2,603.3       | 2,643.9      | 2,700.8       | 2,729.4        | 2,638.6    | 2,677.2      | 2,681.2        | 2,780.1      | 2,737.0 | 2,894.9 | 3,285.8 | 2,927.3 |       |
|   | 1980 | 3,302.6       | 3,429.5      | 3,551.0       | 3,544.6        | 3,456.5    | 3,451.7      | 3,316.2        | 3,260.6      | 3,194.6 | 3,066.2 | 3,006.4 | 2,951.5 |       |
|   | 1981 | 2,888.3       | 2,810.6      | 2,786.0       | 2,829.6        | 3,069.8    | 2,911.5      | 3,004.1        | 3,035.6      | 3,104.1 | 3,028.7 | 2,886.9 | 2,752.2 |       |
|   | 1982 | 2,531.0       | 2,364.3      | 2,406.3       | 2,283.4        | 2,500.0    | 2,500.0      | 2,590.7        | 2,605.6      | 2,688.3 | 2,628.5 | 2,563.0 |         |       |
| Inventory owned - Total - Des stocks possédés<br>D 310373 1   | 1978 | 1,211.5       | 1,234.5      | 1,257.1       | 1,251.8        | 1,257.8    | 1,267.6      | 1,282.6        | 1,292.2      | 1,318.9 | 1,301.5 | 1,318.5 | 1,342.6 |       |
|   | 1979 | 1,330.8       | 1,384.6      | 1,409.0       | 1,423.3        | 1,489.3    | 1,532.5      | 1,553.0        | 1,605.3      | 1,659.4 | 1,703.1 | 1,729.2 | 1,762.4 |       |
|   | 1980 | 1,780.8       | 1,810.2      | 1,855.1       | 1,904.9        | 1,902.0    | 1,917.2      | 1,951.4        | 1,985.8      | 1,997.0 | 2,015.4 | 1,978.3 | 1,963.0 |       |
|   | 1981 | 1,991.9       | 2,020.2      | 2,045.9       | 2,044.8        | 2,035.3    | 2,098.4      | 2,038.2        | 2,051.8      | 2,030.2 | 2,031.6 | 2,048.1 | 2,036.0 |       |
|   | 1982 | 2,082.7       | 2,071.6      | 2,067.3       | 2,087.3        | 2,084.1    | 2,070.1      | 2,004.0        | 1,971.6      | 1,909.3 | 1,867.6 | 1,814.7 |         |       |
| Inventory held but not owned -<br>Stocks détenus mais non possédés<br>D 310392                              | 1978 | 182.5         | 185.2        | 183.2         | 207.8          | 208.3      | 220.6        | 230.3          | 235.4        | 241.1   | 256.4   | 262.3   | 268.7   |       |
|   | 1979 | 246.0         | 249.1        | 248.5         | 267.4          | 266.7      | 272.1        | 276.7          | 283.7        | 288.9   | 284.0   | 293.9   | 300.0   |       |
|   | 1980 | 305.3         | 313.2        | 300.5         | 298.0          | 297.0      | 306.9        | 302.4          | 302.3        | 295.1   | 322.1   | 324.5   | 333.0   |       |
|   | 1981 | 352.1         | 349.5        | 409.6         | 356.5          | 386.6      | 349.7        | 368.3          | 373.6        | 378.2   | 368.6   | 362.0   | 288.7   |       |
|   | 1982 | 284.2         | 289.2        | 291.8         | 280.2          | 266.2      | 250.2        | 269.4          | 252.0        | 241.6   | 242.4   | 205.6   |         |       |
| Inventory held - Total - Des stocks détenus<br>D 310189 1   | 1978 | 1,394.0       | 1,419.7      | 1,440.3       | 1,459.6        | 1,466.1    | 1,488.2      | 1,512.9        | 1,527.6      | 1,560.0 | 1,557.9 | 1,580.8 | 1,611.3 |       |
|   | 1979 | 1,576.8       | 1,633.7      | 1,657.5       | 1,690.7        | 1,756.0    | 1,804.6      | 1,829.7        | 1,889.0      | 1,948.3 | 1,987.1 | 2,023.1 | 2,062.4 |       |
|   | 1980 | 2,086.1       | 2,123.4      | 2,156.6       | 2,202.9        | 2,199.0    | 2,224.1      | 2,253.8        | 2,288.1      | 2,292.1 | 2,337.5 | 2,302.8 | 2,296.0 |       |
|   | 1981 | 2,344.0       | 2,369.7      | 2,455.5       | 2,401.3        | 2,421.9    | 2,448.1      | 2,406.5        | 2,425.4      | 2,408.4 | 2,400.2 | 2,410.1 | 2,324.7 |       |
|   | 1982 | 2,366.9       | 2,360.8      | 2,359.1       | 2,367.5        | 2,350.3    | 2,320.3      | 2,273.4        | 2,223.6      | 2,150.9 | 2,110.0 | 2,020.3 |         |       |
| Raw materials - Matières premières<br>D 310235 1  | 1978 | 559.0         | 571.0        | 578.2         | 582.5          | 582.4      | 592.3        | 595.9          | 603.5        | 615.9   | 628.2   | 640.9   | 664.9   |       |
|   | 1979 | 650.9         | 686.6        | 698.5         | 714.2          | 748.9      | 771.8        | 770.9          | 818.4        | 834.9   | 847.9   | 850.3   | 885.4   |       |
|   | 1980 | 891.7         | 907.4        | 927.8         | 948.6          | 930.4      | 952.9        | 992.0          | 1,016.5      | 1,029.2 | 1,050.3 | 1,042.9 | 1,026.2 |       |
|   | 1981 | 1,044.2       | 1,046.9      | 1,056.0       | 1,058.9        | 1,077.5    | 1,069.6      | 1,050.5        | 1,055.8      | 1,047.4 | 1,037.1 | 1,047.5 | 1,035.7 |       |
|   | 1982 | 1,063.2       | 1,041.1      | 1,053.3       | 1,047.6        | 1,023.3    | 1,013.8      | 996.8          | 967.8        | 943.1   | 942.3   | 919.3   |         |       |

See footnotes(s



TABLE 3. Estimated Value of Shipments, Orders and Inventory in Manufacturing Industries grouped according to the Standard Industrial Classification

TABLEAU 3. Valeur estimative des livraisons, commandes et stocks des industries manufacturières groupées d'après la classification type des industries

|  |      | Month - Mois                              |         |         |         |         |         |         |         |         |         |         |         | Total    |
|--|------|---|---------|---------|---------|---------|---------|---------|---------|---------|---------|---------|---------|----------|
|  |      | Jan                                       | Feb     | March   | April   | May     | June    | July    | Aug     | Sept.   | Oct.    | Nov.    | Dec.    |          |
|  |      | Janv                                      | Fév.    | Mars    | Avril   | Mai     | Jun     | Juill   | Août    | Sept.   | Oct.    | Nov.    | Déc.    |          |
|  |      | millions of dollars - millions de dollars |         |         |         |         |         |         |         |         |         |         |         |          |
| Goods in process - Produits en cours   | 1978 | 548.6                                     | 554.8   | 570.9   | 587.0   | 589.4   | 602.1   | 623.6   | 631.9   | 641.6   | 644.5   | 658.4   | 654.2   | ...      |
|  | 1979 | 632.3                                     | 654.1   | 659.9   | 675.1   | 704.1   | 724.2   | 740.1   | 747.4   | 770.3   | 786.6   | 819.8   | 823.4   | ...      |
|  | 1980 | 832.9                                     | 847.9   | 852.1   | 867.4   | 875.7   | 868.8   | 856.8   | 859.7   | 853.6   | 885.3   | 857.8   | 882.0   | ...      |
|  | 1981 | 895.0                                     | 910.1   | 979.3   | 917.6   | 909.5   | 924.7   | 915.5   | 926.5   | 915.3   | 894.4   | 875.8   | 793.2   | ...      |
|  | 1982 | 801.5                                     | 797.0   | 784.8   | 770.8   | 774.0   | 756.5   | 767.5   | 747.2   | 717.3   | 706.0   | 641.5   | ...     |          |
| D 310281   | 2    |   |         |         |         |         |         |         |         |         |         |         |         |          |
| Finished products - Produits finis   | 1978 | 286.4                                     | 293.9   | 291.2   | 290.1   | 294.3   | 293.8   | 293.4   | 292.2   | 302.5   | 285.2   | 281.5   | 292.2   | ...      |
|  | 1979 | 293.6                                     | 293.0   | 299.1   | 301.4   | 303.0   | 308.6   | 318.7   | 323.2   | 343.1   | 352.6   | 353.0   | 353.6   | ...      |
|  | 1980 | 361.5                                     | 368.1   | 375.7   | 386.9   | 392.9   | 402.4   | 405.0   | 411.9   | 409.3   | 401.9   | 402.1   | 387.8   | ...      |
|  | 1981 | 404.8                                     | 412.7   | 420.2   | 424.8   | 434.9   | 453.8   | 440.5   | 443.1   | 445.7   | 468.7   | 486.8   | 495.8   | ...      |
|  | 1982 | 502.7                                     | 522.7   | 521.0   | 549.1   | 553.0   | 550.0   | 509.1   | 508.6   | 490.5   | 461.7   | 459.5   | ...     |          |
| D 310327   | 2    |   |         |         |         |         |         |         |         |         |         |         |         |          |
| <b>TRANSPORTATION EQUIPMENT INDUSTRIES - FABRICATION D'EQUIPEMENT DE TRANSPORT:</b>      |      |   |         |         |         |         |         |         |         |         |         |         |         |          |
| Unadjusted for seasonal variation - Chiffres non-désaisonnalisés: Shipments - Livraisons | 1978 | 1,282.1                                   | 1,337.1 | 1,630.5 | 1,571.5 | 1,625.3 | 1,779.8 | 1,124.1 | 1,093.4 | 1,652.4 | 1,799.3 | 1,825.1 | 1,552.7 | 18,273.3 |
|  | 1979 | 1,715.6                                   | 1,675.5 | 1,990.1 | 1,661.9 | 1,973.9 | 1,831.2 | 1,324.5 | 1,433.7 | 1,604.6 | 1,796.0 | 1,607.9 | 1,393.7 | 20,008.6 |
|  | 1980 | 1,479.9                                   | 1,544.0 | 1,833.5 | 1,668.8 | 1,602.6 | 1,526.8 | 1,170.4 | 1,080.9 | 1,850.4 | 2,015.2 | 1,899.0 | 1,711.4 | 19,382.9 |
|  | 1981 | 1,447.9                                   | 1,690.6 | 2,169.9 | 2,157.4 | 2,118.3 | 2,312.3 | 1,630.0 | 1,478.1 | 1,838.1 | 1,907.7 | 1,883.0 | 1,562.7 | 22,196.0 |
|  | 1982 | 1,577.5                                   | 1,775.3 | 2,359.9 | 2,220.4 | 2,212.3 | 2,481.3 | 1,566.3 | 1,897.0 | 2,110.1 | 1,613.4 | 1,667.9 | ...     |          |
| D 310015   | 15   |   |         |         |         |         |         |         |         |         |         |         |         |          |
| New orders - Nouvelles commandes   | 1978 | 1,386.9                                   | 1,354.5 | 1,708.5 | 1,669.8 | 1,696.2 | 1,791.2 | 1,078.0 | 1,224.3 | 1,899.9 | 1,914.3 | 1,812.2 | 1,709.8 | ...      |
|  | 1979 | 2,031.4                                   | 1,638.7 | 2,192.5 | 1,956.6 | 2,162.0 | 1,925.5 | 1,402.6 | 1,558.9 | 1,468.3 | 1,810.1 | 1,684.4 | 1,607.8 | ...      |
|  | 1980 | 1,795.2                                   | 1,605.5 | 1,925.9 | 1,597.4 | 1,516.8 | 1,407.7 | 1,380.9 | 1,117.4 | 1,894.0 | 2,051.3 | 1,848.1 | 1,740.0 | ...      |
|  | 1981 | 1,673.2                                   | 1,680.3 | 2,267.4 | 2,023.4 | 1,965.1 | 2,161.2 | 1,570.6 | 1,274.5 | 2,025.8 | 1,855.8 | 1,682.0 | 1,606.2 | ...      |
|  | 1982 | 1,362.2                                   | 1,884.0 | 2,156.0 | 2,314.6 | 2,085.1 | 2,509.6 | 1,522.4 | 1,657.1 | 1,890.5 | 1,656.6 | 2,491.5 | ...     |          |
| D 310075   |      |   |         |         |         |         |         |         |         |         |         |         |         |          |
| Unfilled orders - Commandes en carnet  | 1978 | 3,091.9                                   | 3,109.2 | 3,187.2 | 3,285.6 | 3,356.5 | 3,367.8 | 3,321.8 | 3,452.6 | 3,700.1 | 3,815.1 | 3,802.2 | 3,959.2 | ...      |
|  | 1979 | 4,275.0                                   | 4,238.3 | 4,440.6 | 4,735.4 | 4,923.5 | 5,017.8 | 5,096.0 | 5,221.2 | 5,084.9 | 5,099.0 | 5,175.5 | 5,389.7 | ...      |
|  | 1980 | 5,705.0                                   | 5,766.5 | 5,858.8 | 5,787.3 | 5,701.6 | 5,582.4 | 5,792.9 | 5,829.4 | 5,873.0 | 5,909.1 | 5,858.2 | 5,886.8 | ...      |
|  | 1981 | 6,112.1                                   | 6,101.8 | 6,199.3 | 6,065.3 | 5,912.1 | 5,760.9 | 5,701.5 | 5,497.9 | 5,685.6 | 5,633.6 | 5,432.6 | 5,476.2 | ...      |
|  | 1982 | 5,260.9                                   | 5,369.6 | 5,165.7 | 5,259.9 | 5,132.7 | 5,161.0 | 5,117.2 | 4,877.3 | 4,657.7 | 4,700.8 | 5,524.4 | ...     |          |
| D 310121   |      |   |         |         |         |         |         |         |         |         |         |         |         |          |
| Inventory owned - Total - Des stocks possédés  | 1978 | 2,093.8                                   | 2,185.7 | 2,129.4 | 2,202.5 | 2,177.8 | 2,139.4 | 2,035.3 | 2,200.8 | 2,239.2 | 2,262.1 | 2,334.0 | 2,439.8 | ...      |
|  | 1979 | 2,578.3                                   | 2,735.1 | 2,817.2 | 2,887.9 | 3,010.2 | 3,027.6 | 2,883.3 | 3,035.3 | 3,080.2 | 3,087.5 | 3,168.8 | 3,257.8 | ...      |
|  | 1980 | 3,201.1                                   | 3,274.3 | 3,342.3 | 3,374.5 | 3,404.7 | 3,390.2 | 3,276.8 | 3,447.9 | 3,482.7 | 3,570.2 | 3,628.2 | 3,715.7 | ...      |
|  | 1981 | 3,727.9                                   | 3,828.9 | 3,757.2 | 3,915.5 | 4,000.0 | 4,111.0 | 4,015.5 | 4,250.8 | 4,240.7 | 4,297.2 | 4,275.0 | 4,255.4 | ...      |
|  | 1982 | 4,370.2                                   | 4,359.0 | 4,392.4 | 4,333.4 | 4,378.4 | 4,302.1 | 4,300.5 | 4,404.4 | 4,409.4 | 4,409.1 | 4,290.3 | ...     |          |
| D 310351   |      |   |         |         |         |         |         |         |         |         |         |         |         |          |
| Inventory held but not owned - Stocks détenus mais non possédés                          | 1978 | 390.5                                     | 370.5   | 383.6   | 403.1   | 409.1   | 383.5   | 378.2   | 376.6   | 394.6   | 391.7   | 360.4   | 365.6   | ...      |
|  | 1979 | 345.3                                     | 324.1   | 336.2   | 364.0   | 320.9   | 342.9   | 384.1   | 379.3   | 322.0   | 326.0   | 353.2   | 370.7   | ...      |
|  | 1980 | 382.0                                     | 396.2   | 433.3   | 416.1   | 417.7   | 451.0   | 435.9   | 455.2   | 413.1   | 417.8   | 443.2   | 479.6   | ...      |
|  | 1981 | 489.0                                     | 469.9   | 507.7   | 534.4   | 443.0   | 474.1   | 488.6   | 471.2   | 474.5   | 484.9   | 499.0   | 462.6   | ...      |
|  | 1982 | 412.5                                     | 420.2   | 476.2   | 518.8   | 475.6   | 504.2   | 528.2   | 491.1   | 474.3   | 495.8   | 474.6   | ...     |          |
| D 310386   |      |   |         |         |         |         |         |         |         |         |         |         |         |          |
| Inventory held - Total - Des stocks détenus  | 1978 | 2,484.3                                   | 2,556.2 | 2,513.1 | 2,605.7 | 2,587.0 | 2,522.9 | 2,413.5 | 2,577.4 | 2,633.8 | 2,653.8 | 2,694.5 | 2,805.4 | ...      |
|  | 1979 | 2,923.6                                   | 3,059.2 | 3,153.4 | 3,252.0 | 3,331.2 | 3,370.5 | 3,267.4 | 3,414.7 | 3,402.2 | 3,413.6 | 3,522.0 | 3,628.5 | ...      |
|  | 1980 | 3,583.2                                   | 3,670.5 | 3,775.7 | 3,790.7 | 3,822.4 | 3,841.2 | 3,712.8 | 3,903.1 | 3,895.9 | 3,988.1 | 4,071.5 | 4,195.4 | ...      |
|  | 1981 | 4,217.0                                   | 4,298.9 | 4,265.0 | 4,449.9 | 4,443.1 | 4,585.2 | 4,504.2 | 4,722.0 | 4,715.3 | 4,782.2 | 4,774.0 | 4,718.0 | ...      |
|  | 1982 | 4,782.6                                   | 4,779.2 | 4,868.5 | 4,852.2 | 4,854.0 | 4,806.3 | 4,828.7 | 4,895.5 | 4,883.8 | 4,904.9 | 4,765.0 | ...     |          |
| D 310167   |      |   |         |         |         |         |         |         |         |         |         |         |         |          |
| Raw materials - Matières premières   | 1978 | 664.4                                     | 679.9   | 679.5   | 679.5   | 692.0   | 688.5   | 688.3   | 738.5   | 740.8   | 758.7   | 782.9   | 820.8   | ...      |
|  | 1979 | 824.9                                     | 839.7   | 856.3   | 903.1   | 965.8   | 952.5   | 974.3   | 972.8   | 998.3   | 1,000.2 | 999.3   | 1,086.3 | ...      |
|  | 1980 | 1,085.0                                   | 1,082.0 | 1,104.7 | 1,107.8 | 1,108.7 | 1,082.1 | 1,068.5 | 1,105.2 | 1,117.3 | 1,121.9 | 1,135.5 | 1,202.9 | ...      |
|  | 1981 | 1,198.9                                   | 1,194.5 | 1,182.9 | 1,197.8 | 1,255.6 | 1,272.8 | 1,302.3 | 1,379.6 | 1,359.6 | 1,360.9 | 1,335.2 | 1,361.6 | ...      |
|  | 1982 | 1,317.4                                   | 1,310.1 | 1,276.8 | 1,259.1 | 1,234.8 | 1,229.8 | 1,209.5 | 1,185.2 | 1,178.6 | 1,156.2 | 1,145.4 | ...     |          |
| D 310213   |      |   |         |         |         |         |         |         |         |         |         |         |         |          |
| Goods in process - Produits en cours   | 1978 | 1,385.3                                   | 1,393.6 | 1,372.2 | 1,407.3 | 1,366.6 | 1,356.3 | 1,279.1 | 1,382.5 | 1,454.7 | 1,460.6 | 1,430.9 | 1,506.2 | ...      |
|  | 1979 | 1,516.5                                   | 1,572.3 | 1,634.6 | 1,654.8 | 1,629.8 | 1,688.8 | 1,621.3 | 1,802.9 | 1,764.4 | 1,794.8 | 1,875.0 | 1,925.7 | ...      |
|  | 1980 | 1,874.0                                   | 1,920.0 | 1,988.7 | 2,010.0 | 2,035.0 | 2,055.0 | 1,995.3 | 2,124.3 | 2,118.4 | 2,216.6 | 2,310.2 | 2,401.1 | ...      |
|  | 1981 | 2,481.4                                   | 2,529.2 | 2,515.5 | 2,638.6 | 2,615.9 | 2,681.9 | 2,597.2 | 2,786.7 | 2,809.4 | 2,861.6 | 2,863.5 | 2,799.1 | ...      |
|  | 1982 | 2,840.1                                   | 2,856.4 | 2,962.8 | 2,963.4 | 3,013.5 | 2,980.2 | 3,043.4 | 3,104.0 | 3,146.3 | 3,193.6 | 3,105.1 | ...     |          |
| D 310259   |      |   |         |         |         |         |         |         |         |         |         |         |         |          |
| Finished products - Produits finis   | 1978 | 434.5                                     | 482.5   | 461.3   | 518.7   | 528.3   | 478.0   | 446.0   | 456.2   | 438.3   | 434.5   | 480.6   | 478.4   | ...      |
|  | 1979 | 582.1                                     | 647.2   | 662.4   | 694.0   | 735.4   | 729.1   | 671.8   | 638.9   | 639.3   | 618.5   | 647.6   | 616.4   | ...      |
|  | 1980 | 624.1                                     | 668.4   | 682.2   | 672.8   | 678.6   | 704.0   | 648.8   | 673.5   | 660.1   | 649.5   | 625.8   | 591.3   | ...      |
|  | 1981 | 536.5                                     | 575.0   | 566.5   | 613.4   | 571.5   | 630.3   | 604.6   | 555.6   | 546.2   | 559.6   | 575.3   | 557.2   | ...      |
|  | 1982 | 625.2                                     | 612.7   | 628.9   | 629.7   | 605.7   | 596.2   | 575.9   | 606.3   | 558.8   | 555.1   | 514.4   | ...     |          |
| D 310305   |      |   |         |         |         |         |         |         |         |         |         |         |         |          |
| Adjusted for seasonal variation - Chiffres désaisonnalisés(1): Shipments - Livraisons    | 1978 | 1,344.6                                   | 1,383.2 | 1,360.8 | 1,485.3 | 1,420.6 | 1,606.1 | 1,497.6 | 1,507.1 | 1,640.5 | 1,657.6 | 1,691.8 | 1,736.1 | ...      |
|  | 1979 | 1,718.4                                   | 1,751.4 | 1,709.3 | 1,551.1 | 1,762.6 | 1,662.7 | 1,760.4 | 1,836.0 | 1,679.3 | 1,566.7 | 1,508.9 | 1,565.5 | ...      |
|  | 1980 | 1,517.8                                   | 1,546.9 | 1,597.7 | 1,474.5 | 1,485.6 | 1,422.7 | 1,482.5 | 1,461.4 | 1,870.5 | 1,768.3 | 1,828.5 | 1,789.9 | ...      |
|  | 1981 | 1,543.6                                   | 1,774.0 | 1,874.1 | 1,931.3 | 1,982.4 | 2,117.3 | 2,034.5 | 2,013.2 | 1,791.8 | 1,759.4 | 1,782.4 | 1,660.8 | ...      |
|  | 1982 | 1,701.6                                   | 1,862.4 | 1,913.7 | 2,046.1 | 2,088.2 | 2,195.8 | 2,050.7 | 2,562.4 | 2,081.5 | 1,503.7 | 1,541.3 | ...     |          |
| D 310045   | 15   | 4   |         |         |         |         |         |         |         |         |         |         |         |          |
| New orders - Nouvelles commandes   | 1978 | 1,352.4                                   | 1,383.7 | 1,430.8 | 1,551.5 | 1,537.6 | 1,642.6 | 1,464.0 | 1,636.8 | 1,884.9 | 1,843.2 | 1,731.9 | 1,879.4 | ...      |
|  | 1979 | 1,880.6                                   | 1,711.6 | 1,887.9 | 1,814.3 | 2,005.4 | 1,818.1 | 1,859.5 | 1,970.5 | 1,535.9 | 1,638.9 | 1,686.8 | 1,724.3 | ...      |
|  | 1980 | 1,616.9                                   |         |         |         |         |         |         |         |         |         |         |         |          |

TABLE 3. Estimated Value of Shipments, Orders and Inventory in Manufacturing Industries grouped according to the Standard Industrial Classification

TABLEAU 3. Valeur estimative des livraisons, commandes et stocks des industries manufacturières groupées d'après la classification type des industries

|  |    | Month - Mois                              |              |               |                |            |              |                |              |         |         |         |         | Total   |         |
|--|----|---|--------------|---------------|----------------|------------|--------------|----------------|--------------|---------|---------|---------|---------|---------|---------|
|  |    | Jan.<br>Janv.                             | Feb.<br>Fév. | March<br>Mars | April<br>Avril | May<br>Mai | June<br>Juin | July<br>Juill. | Aug.<br>Août | Sept.   | Oct.    | Nov.    | Dec.    |         |         |
|  |    | millions of dollars - millions de dollars |              |               |                |            |              |                |              |         |         |         |         |         |         |
| Inventory owned - Total - Des stocks possédés                                      |    | 1978                                      | 2,084.3      | 2,109.3       | 2,069.2        | 2,134.5    | 2,149.8      | 2,151.9        | 2,168.0      | 2,234.7 | 2,269.8 | 2,292.6 | 2,326.8 | 2,470.7 | ...     |
|  |    | 1979                                      | 2,555.5      | 2,660.8       | 2,759.7        | 2,807.5    | 2,974.5      | 3,016.8        | 3,046.2      | 3,064.2 | 3,131.2 | 3,129.3 | 3,175.8 | 3,247.0 | ...     |
|  |    | 1980                                      | 3,175.2      | 3,202.8       | 3,289.8        | 3,289.5    | 3,372.5      | 3,372.1        | 3,461.1      | 3,472.5 | 3,545.1 | 3,617.1 | 3,635.8 | 3,682.0 | ...     |
|  |    | 1981                                      | 3,695.5      | 3,759.7       | 3,706.4        | 3,822.4    | 3,974.3      | 4,099.7        | 4,238.6      | 4,271.1 | 4,313.1 | 4,343.9 | 4,278.6 | 4,204.4 | ...     |
| D 310374   | 2  | 1982                                      | 4,334.9      | 4,286.4       | 4,335.9        | 4,233.1    | 4,351.7      | 4,291.2        | 4,544.7      | 4,426.3 | 4,490.1 | 4,456.7 | 4,288.8 | ...     |         |
| Inventory held but not owned - Stocks détenus mais non possédés                    |    | 1978                                      | 390.5        | 370.5         | 383.6          | 403.1      | 409.1        | 383.5          | 378.2        | 376.6   | 394.6   | 391.7   | 360.4   | 365.6   | ...     |
|  |    | 1979                                      | 345.3        | 324.1         | 336.2          | 364.0      | 320.9        | 342.9          | 384.1        | 379.3   | 322.0   | 326.0   | 353.2   | 370.7   | ...     |
|  |    | 1980                                      | 382.0        | 396.2         | 433.3          | 416.1      | 417.7        | 451.0          | 435.9        | 455.2   | 413.1   | 417.8   | 443.2   | 479.6   | ...     |
|  |    | 1981                                      | 489.0        | 469.9         | 507.7          | 534.4      | 443.0        | 474.1          | 488.6        | 471.2   | 474.5   | 484.9   | 499.0   | 462.6   | ...     |
| D 310393   | 3  | 1982                                      | 412.5        | 420.2         | 476.2          | 518.8      | 475.6        | 504.2          | 528.2        | 491.1   | 474.3   | 495.8   | 474.6   | ...     |         |
| Inventory held - Total - Des stocks détenus  |    | 1978                                      | 2,474.8      | 2,479.8       | 2,452.8        | 2,537.6    | 2,558.9      | 2,535.4        | 2,546.2      | 2,611.3 | 2,664.4 | 2,684.3 | 2,687.2 | 2,836.3 | ...     |
|  |    | 1979                                      | 2,900.8      | 2,984.9       | 3,095.9        | 3,171.5    | 3,295.4      | 3,359.7        | 3,430.3      | 3,443.5 | 3,453.2 | 3,455.3 | 3,529.0 | 3,617.7 | ...     |
|  |    | 1980                                      | 3,557.2      | 3,599.0       | 3,723.1        | 3,705.6    | 3,790.2      | 3,823.1        | 3,897.0      | 3,927.7 | 3,958.2 | 4,034.9 | 4,079.0 | 4,161.6 | ...     |
|  |    | 1981                                      | 4,184.5      | 4,229.6       | 4,214.1        | 4,356.8    | 4,417.3      | 4,573.8        | 4,727.2      | 4,742.3 | 4,787.6 | 4,828.8 | 4,777.6 | 4,667.0 | ...     |
| D 310190   | 1  | 1982                                      | 4,747.4      | 4,706.6       | 4,812.1        | 4,751.9    | 4,827.3      | 4,795.4        | 5,072.9      | 4,917.4 | 4,964.4 | 4,952.5 | 4,763.4 | ...     |         |
| Raw materials - Matières premières   |    | 1978                                      | 649.9        | 668.2         | 674.6          | 679.9      | 687.2        | 701.6          | 714.0        | 744.9   | 740.1   | 766.6   | 789.1   | 801.1   | ...     |
|  |    | 1979                                      | 808.7        | 829.1         | 854.9          | 903.4      | 959.8        | 967.3          | 1,007.4      | 972.0   | 1,002.4 | 1,009.7 | 1,005.8 | 1,055.1 | ...     |
|  |    | 1980                                      | 1,065.2      | 1,071.7       | 1,105.2        | 1,108.1    | 1,099.4      | 1,096.0        | 1,102.3      | 1,102.5 | 1,124.6 | 1,133.4 | 1,144.6 | 1,167.5 | ...     |
|  |    | 1981                                      | 1,178.2      | 1,185.2       | 1,184.2        | 1,196.9    | 1,244.7      | 1,287.5        | 1,341.3      | 1,376.1 | 1,370.5 | 1,376.0 | 1,347.4 | 1,321.1 | ...     |
| D 310236   | 1  | 1982                                      | 1,295.2      | 1,301.0       | 1,278.6        | 1,257.5    | 1,223.9      | 1,243.3        | 1,244.7      | 1,182.1 | 1,188.9 | 1,169.6 | 1,156.5 | ...     |         |
| Goods in process - Produits en cours   |    | 1978                                      | 1,390.9      | 1,369.4       | 1,346.2        | 1,383.7    | 1,382.5      | 1,384.1        | 1,372.8      | 1,392.7 | 1,451.4 | 1,434.6 | 1,386.4 | 1,503.9 | ...     |
|  |    | 1979                                      | 1,507.2      | 1,551.0       | 1,610.7        | 1,624.5    | 1,646.2      | 1,712.8        | 1,735.9      | 1,814.3 | 1,771.8 | 1,777.3 | 1,844.9 | 1,890.4 | ...     |
|  |    | 1980                                      | 1,859.9      | 1,894.9       | 1,962.1        | 1,971.2    | 2,052.5      | 2,075.6        | 2,132.1      | 2,132.5 | 2,135.9 | 2,206.1 | 2,281.6 | 2,353.8 | ...     |
|  |    | 1981                                      | 2,460.3      | 2,496.0       | 2,482.3        | 2,587.4    | 2,634.6      | 2,703.2        | 2,768.2      | 2,794.1 | 2,842.1 | 2,856.8 | 2,831.9 | 2,744.1 | ...     |
| D 310282   |    | 1982                                      | 2,814.5      | 2,818.9       | 2,923.9        | 2,905.9    | 3,032.9      | 3,000.6        | 3,239.7      | 3,110.6 | 3,188.4 | 3,193.3 | 3,072.8 | ...     |         |
| Finished products - Produits finis   |    | 1978                                      | 434.0        | 442.2         | 432.0          | 474.0      | 489.2        | 449.7          | 459.4        | 473.7   | 472.9   | 483.1   | 511.7   | 531.3   | ...     |
|  |    | 1979                                      | 584.9        | 604.8         | 630.3          | 643.6      | 689.4        | 679.6          | 687.0        | 657.2   | 679.0   | 668.3   | 678.3   | 672.2   | ...     |
|  |    | 1980                                      | 632.1        | 632.4         | 655.8          | 626.3      | 638.3        | 651.5          | 662.6        | 692.7   | 697.7   | 695.4   | 652.8   | 640.3   | ...     |
|  |    | 1981                                      | 546.0        | 548.4         | 547.6          | 572.5      | 538.0        | 583.1          | 617.7        | 572.1   | 575.0   | 596.0   | 598.3   | 601.8   | ...     |
| D 310328   | 3  | 1982                                      | 637.7        | 586.7         | 609.6          | 588.5      | 570.5        | 551.5          | 588.5        | 624.7   | 587.1   | 589.6   | 534.1   | ...     |         |
| <b>ELECTRICAL PRODUCTS INDUSTRIES - FABRI-<br/>CATION DE PRODUITS ELECTRIQUES:</b> |    |   |              |               |                |            |              |                |              |         |         |         |         |         |         |
| Unadjusted for seasonal variation -<br>Chiffres non-saisonnalisés:                 |    | 1978                                      | 387.7        | 391.8         | 449.5          | 418.6      | 438.0        | 492.3          | 368.9        | 404.7   | 535.3   | 500.6   | 517.4   | 530.0   | 5,434.8 |
| Shipments - Livraisons   |    | 1979                                      | 454.9        | 483.2         | 601.7          | 534.4      | 548.7        | 597.6          | 481.8        | 516.8   | 646.0   | 635.3   | 595.0   | 564.6   | 6,660.0 |
|  |    | 1980                                      | 552.6        | 639.3         | 703.4          | 631.3      | 610.2        | 684.7          | 598.7        | 583.3   | 693.6   | 692.0   | 676.8   | 698.7   | 7,764.6 |
|  |    | 1981                                      | 592.1        | 672.8         | 781.4          | 727.7      | 708.3        | 800.7          | 679.8        | 668.1   | 848.5   | 776.7   | 741.7   | 8,847.6 | ...     |
| D 310016   | 16 | 1982                                      | 618.0        | 683.9         | 807.4          | 696.8      | 684.2        | 783.2          | 597.7        | 614.4   | 781.8   | 749.8   | 715.5   | ...     |         |
| New orders - Nouvelles commandes   |    | 1978                                      | 390.8        | 384.5         | 557.4          | 464.3      | 468.5        | 502.0          | 419.5        | 421.9   | 570.2   | 499.8   | 548.8   | 541.6   | ...     |
|  |    | 1979                                      | 658.4        | 497.3         | 647.3          | 495.6      | 638.1        | 565.0          | 582.5        | 593.1   | 667.8   | 651.7   | 605.7   | 572.5   | ...     |
|  |    | 1980                                      | 723.4        | 659.4         | 788.1          | 650.8      | 625.6        | 775.1          | 611.3        | 659.4   | 628.4   | 717.9   | 718.7   | 701.4   | ...     |
|  |    | 1981                                      | 589.1        | 695.6         | 900.9          | 857.3      | 639.0        | 899.0          | 972.2        | 700.3   | 798.7   | 814.2   | 730.8   | 733.3   | ...     |
| D 310076   |    | 1982                                      | 761.1        | 725.8         | 829.3          | 751.9      | 589.7        | 687.7          | 609.9        | 580.3   | 668.6   | 589.6   | 621.4   | ...     |         |
| Unfilled orders - Commandes en carnet  |    | 1978                                      | 1,863.7      | 1,856.4       | 1,964.3        | 2,010.0    | 2,040.6      | 2,050.3        | 2,100.9      | 2,118.1 | 2,153.1 | 2,152.3 | 2,183.7 | 2,195.3 | ...     |
|  |    | 1979                                      | 2,398.9      | 2,413.0       | 2,458.6        | 2,419.8    | 2,509.2      | 2,476.6        | 2,577.2      | 2,653.6 | 2,675.3 | 2,691.7 | 2,702.3 | 2,710.2 | ...     |
|  |    | 1980                                      | 2,881.1      | 2,901.2       | 2,985.9        | 3,005.4    | 3,020.7      | 3,111.1        | 3,123.7      | 3,199.8 | 3,134.6 | 3,160.6 | 3,202.4 | 3,205.1 | ...     |
|  |    | 1981                                      | 3,202.1      | 3,225.0       | 3,344.4        | 3,474.0    | 3,404.8      | 3,503.0        | 3,795.4      | 3,827.6 | 3,777.8 | 3,742.2 | 3,696.3 | 3,687.9 | ...     |
| D 310122   |    | 1982                                      | 3,831.1      | 3,873.0       | 3,894.9        | 3,950.0    | 3,855.5      | 3,760.0        | 3,772.3      | 3,738.2 | 3,624.9 | 3,464.7 | 3,370.6 | ...     |         |
| Inventory owned - Total - Des stocks possédés                                      |    | 1978                                      | 1,173.5      | 1,191.7       | 1,220.5        | 1,259.6    | 1,284.6      | 1,286.5        | 1,253.9      | 1,245.6 | 1,239.4 | 1,247.2 | 1,273.9 | 1,280.7 | ...     |
|  |    | 1979                                      | 1,335.1      | 1,496.2       | 1,553.7        | 1,549.5    | 1,612.0      | 1,626.9        | 1,633.2      | 1,662.9 | 1,661.9 | 1,662.0 | 1,680.2 | 1,697.6 | ...     |
|  |    | 1980                                      | 1,818.8      | 1,885.5       | 1,927.4        | 1,963.9    | 1,994.2      | 2,004.3        | 1,958.6      | 1,939.4 | 1,901.6 | 1,896.8 | 1,898.2 | 1,882.0 | ...     |
|  |    | 1981                                      | 1,913.6      | 1,945.4       | 1,963.9        | 2,027.1    | 2,084.8      | 2,145.3        | 2,088.0      | 2,093.8 | 2,110.3 | 2,124.4 | 2,145.2 | 2,181.8 | ...     |
| D 310352   |    | 1982                                      | 2,199.4      | 2,255.8       | 2,261.6        | 2,340.3    | 2,305.7      | 2,273.4        | 2,225.3      | 2,170.9 | 2,094.0 | 2,050.4 | 2,009.5 | ...     |         |
| Inventory held but not owned - Stocks détenus mais non possédés                    |    | 1978                                      | 105.7        | 105.4         | 117.0          | 123.8      | 122.5        | 124.2          | 131.4        | 127.7   | 127.9   | 135.0   | 135.8   | 137.7   | ...     |
|  |    | 1979                                      | 120.4        | 126.2         | 128.2          | 138.9      | 131.8        | 140.1          | 146.0        | 151.4   | 155.3   | 159.3   | 160.2   | 158.0   | ...     |
|  |    | 1980                                      | 173.4        | 177.2         | 185.2          | 178.7      | 178.6        | 179.6          | 177.4        | 179.4   | 191.2   | 196.4   | 208.5   | 210.1   | ...     |
|  |    | 1981                                      | 222.9        | 229.2         | 255.8          | 241.4      | 249.3        | 240.9          | 243.3        | 256.8   | 266.7   | 271.4   | 259.4   | 260.3   | ...     |
| D 310387   |    | 1982                                      | 237.5        | 240.7         | 256.5          | 244.0      | 243.6        | 243.3          | 243.4        | 230.9   | 227.7   | 229.5   | 220.8   | ...     |         |
| Inventory held - Total - Des stocks détenus  |    | 1978                                      | 1,279.2      | 1,297.1       | 1,337.5        | 1,383.5    | 1,407.1      | 1,410.8        | 1,385.3      | 1,373.3 | 1,367.4 | 1,382.2 | 1,409.7 | 1,418.4 | ...     |
|  |    | 1979                                      | 1,555.6      | 1,622.5       | 1,682.0        | 1,688.4    | 1,743.8      | 1,767.1        | 1,779.3      | 1,814.4 | 1,817.3 | 1,821.3 | 1,840.5 | 1,855.7 | ...     |
|  |    | 1980                                      | 1,992.3      | 2,062.7       | 2,112.6        | 2,142.6    | 2,172.9      | 2,183.9        | 2,136.1      | 2,118.8 | 2,092.9 | 2,093.3 | 2,106.7 | 2,092.1 | ...     |
|  |    | 1981                                      | 2,136.5      | 2,174.6       | 2,219.8        | 2,268.6    | 2,334.1      | 2,386.2        | 2,331.4      | 2,350.6 | 2,377.0 | 2,395.8 | 2,404.6 | 2,442.2 | ...     |
| D 310168   |    | 1982                                      | 2,436.9      | 2,496.5       | 2,518.1        | 2,584.3    | 2,549.3      | 2,516.7        | 2,468.7      | 2,401.9 | 2,321.7 | 2,279.9 | 2,230.3 | ...     |         |
| Raw materials - Matières premières   |    | 1978                                      | 369.8        | 374.1         | 388.5          | 399.5      | 403.6        | 403.7          | 421.9        | 423.8   | 412.5   | 417.0   | 416.2   | 426.8   | ...     |
|  |    | 1979                                      | 457.6        | 464.4         | 484.6          | 495.9      | 512.5        | 527.3          | 553.4        | 574.0   | 578.7   | 588.5   | 564.0   | 576.0   | ...     |
|  |    | 1980                                      | 614.3        | 631.1         | 628.1          | 639.6      | 641.7        | 647.9          | 647.5        | 658.5   | 644.6   | 636.4   | 644.0   | 639.0   | ...     |
|  |    | 1981                                      | 657.6        | 661.0         | 659.2          | 671.9      | 700.6        | 701.5          | 712.2        | 727.1   | 741.6   | 726.0   | 724.6   | 715.1   | ...     |
| D 310214   |    | 1982                                      | 713.4        | 715.0         | 714.8          | 741.5      | 698.3        | 692.8          | 693.0        | 680.8   | 660.4   | 634.8   | 621.4   | ...     |         |
| Goods in process - Produits en cours   |    | 1978                                      | 513.6        | 512.9         | 519.2          | 534.5      | 542.2        | 545.9          | 544.8        | 558.1   | 569.1   | 583.3   | 604.0   | 595.4   | ...     |
|  |    | 1979                                      | 635.0        | 663.2         | 670.7          | 678.       |              |                |              |         |         |         |         |         |         |

TABLE 3. Estimated Value of Shipments, Orders and Inventory in Manufacturing Industries grouped according to the Standard Industrial Classification

TABLEAU 3. Valeur estimative des livraisons, commandes et stocks des industries manufacturières groupées d'après la classification type des industries

|   |          | Month - Mois |         |         |         |         |         |         |         |         |         |         |         | Total   |
|---|----------|--------------|---------|---------|---------|---------|---------|---------|---------|---------|---------|---------|---------|---------|
|   |          | Jan          | Feb     | March   | April   | May     | June    | July    | Aug     | Sept    | Oct     | Nov     | Dec     |         |
|   |          | Janv         | Fév     | Mars    | Avril   | Ma      | Jun     | Juil    | AOÛT    | Sept    | Oct     | Nov     | Dec     |         |
| millions of dollars - millions de dollars   |          |              |         |         |         |         |         |         |         |         |         |         |         |         |
| Finished products - Produits finis  | 1978     | 395.7        | 410.0   | 429.7   | 449.4   | 461.3   | 461.0   | 418.5   | 391.3   | 385.7   | 381.7   | 389.4   | 396.1   | 4,117.9 |
|   | 1979     | 462.9        | 494.7   | 526.6   | 514.0   | 544.6   | 544.6   | 522.5   | 509.2   | 508.9   | 495.2   | 519.6   | 532.9   | 4,717.7 |
|   | 1980     | 560.5        | 591.0   | 616.7   | 645.6   | 661.3   | 673.0   | 637.0   | 609.3   | 603.1   | 599.2   | 604.4   | 585.4   | 4,717.7 |
|   | 1981     | 592.0        | 603.8   | 632.7   | 663.1   | 691.2   | 702.5   | 665.2   | 649.1   | 668.3   | 675.4   | 680.1   | 722.9   | 4,717.7 |
|   | D 310306 | 1982         | 710.2   | 731.9   | 737.8   | 761.3   | 787.0   | 787.9   | 751.3   | 723.3   | 703.9   | 680.0   | 663.3   | 4,717.7 |
| Adjusted for seasonal variation -<br>Chiffres désaisonnalisés(1)<br>Shipments - Livraisons          | 1978     | 439.1        | 415.1   | 410.0   | 426.8   | 437.1   | 454.8   | 426.1   | 445.7   | 479.0   | 480.7   | 497.9   | 518.9   | 4,717.7 |
|   | 1979     | 501.3        | 508.8   | 548.3   | 538.8   | 555.3   | 550.0   | 555.7   | 568.5   | 590.5   | 590.8   | 587.2   | 554.0   | 4,717.7 |
|   | 1980     | 621.8        | 649.6   | 634.0   | 628.3   | 622.8   | 634.4   | 680.5   | 660.5   | 626.2   | 644.7   | 671.1   | 676.2   | 4,717.7 |
|   | 1981     | 673.6        | 705.7   | 707.3   | 722.3   | 728.7   | 739.2   | 767.8   | 750.1   | 761.4   | 800.9   | 765.1   | 730.5   | 4,717.7 |
|   | D 310046 | 1982         | 710.1   | 716.9   | 707.5   | 704.6   | 695.8   | 718.6   | 684.2   | 698.4   | 699.6   | 711.8   | 701.4   | 4,717.7 |
| New orders - Nouvelles commandes  | 1978     | 415.2        | 397.8   | 505.0   | 464.6   | 469.2   | 486.9   | 473.3   | 441.2   | 532.7   | 492.5   | 536.1   | 556.2   | 4,717.7 |
|   | 1979     | 670.9        | 513.7   | 567.8   | 499.3   | 649.4   | 551.7   | 626.8   | 620.6   | 649.5   | 628.8   | 611.0   | 581.8   | 4,717.7 |
|   | 1980     | 754.3        | 663.9   | 679.9   | 651.5   | 644.9   | 771.1   | 642.4   | 705.0   | 612.7   | 697.1   | 733.4   | 698.7   | 4,717.7 |
|   | 1981     | 622.0        | 724.9   | 782.2   | 856.5   | 667.4   | 895.1   | 991.2   | 744.1   | 777.6   | 798.9   | 742.4   | 745.0   | 4,717.7 |
|   | D 310099 | 1982         | 794.1   | 756.2   | 676.5   | 766.9   | 609.7   | 689.5   | 620.2   | 626.9   | 653.1   | 583.9   | 628.3   | 4,717.7 |
| Unfilled orders - Commandes en carnet   | 1978     | 1,873.3      | 1,856.0 | 1,951.0 | 1,988.8 | 2,020.9 | 2,053.0 | 2,100.2 | 2,095.7 | 2,149.4 | 2,161.2 | 2,199.4 | 2,236.7 | 4,717.7 |
|   | 1979     | 2,409.6      | 2,414.5 | 2,434.0 | 2,394.5 | 2,488.6 | 2,490.3 | 2,561.4 | 2,613.5 | 2,672.5 | 2,710.5 | 2,734.3 | 2,762.1 | 4,717.7 |
|   | 1980     | 2,894.6      | 2,908.9 | 2,954.8 | 2,978.0 | 3,000.1 | 3,136.8 | 3,098.7 | 3,143.2 | 3,129.7 | 3,182.1 | 3,244.4 | 3,266.9 | 4,717.7 |
|   | 1981     | 3,215.3      | 3,234.5 | 3,309.4 | 3,443.6 | 3,382.3 | 3,538.2 | 3,761.6 | 3,755.6 | 3,771.8 | 3,769.8 | 3,747.1 | 3,761.6 | 4,717.7 |
|   | D 310145 | 1982         | 3,845.7 | 3,885.0 | 3,854.0 | 3,916.3 | 3,830.2 | 3,801.1 | 3,737.1 | 3,665.6 | 3,619.1 | 3,491.2 | 3,418.1 | 4,717.7 |
| Inventory owned - Total - Des stocks possédés   | 1978     | 1,175.6      | 1,182.1 | 1,181.8 | 1,205.0 | 1,228.6 | 1,240.3 | 1,252.4 | 1,259.8 | 1,276.6 | 1,294.0 | 1,329.5 | 1,344.2 | 4,717.7 |
|   | 1979     | 1,443.4      | 1,485.0 | 1,513.4 | 1,492.4 | 1,546.8 | 1,572.7 | 1,625.3 | 1,674.9 | 1,704.8 | 1,716.6 | 1,744.7 | 1,773.4 | 4,717.7 |
|   | 1980     | 1,831.2      | 1,871.9 | 1,880.7 | 1,896.5 | 1,914.3 | 1,936.5 | 1,946.7 | 1,951.5 | 1,950.0 | 1,975.6 | 1,975.6 | 1,967.4 | 4,717.7 |
|   | 1981     | 1,926.3      | 1,929.8 | 1,916.4 | 1,959.3 | 2,000.5 | 2,074.1 | 2,074.2 | 2,105.1 | 2,163.1 | 2,199.1 | 2,234.3 | 2,283.6 | 4,717.7 |
|   | D 310375 | 1982         | 2,215.0 | 2,237.1 | 2,207.1 | 2,263.8 | 2,211.3 | 2,195.0 | 2,210.6 | 2,185.9 | 2,148.4 | 2,124.8 | 2,094.5 | 4,717.7 |
| Inventory held but not owned - Stocks détenus mais non possédés                                     | 1978     | 105.7        | 105.4   | 117.0   | 123.8   | 122.5   | 124.2   | 131.4   | 127.7   | 127.9   | 135.0   | 135.8   | 137.7   | 4,717.7 |
|   | 1979     | 120.4        | 126.2   | 128.2   | 138.9   | 131.8   | 140.1   | 146.0   | 151.4   | 155.3   | 159.3   | 160.2   | 158.0   | 4,717.7 |
|   | 1980     | 173.4        | 177.2   | 185.2   | 178.7   | 178.6   | 179.6   | 177.4   | 179.4   | 191.2   | 196.4   | 208.5   | 210.1   | 4,717.7 |
|   | 1981     | 222.9        | 229.2   | 225.8   | 241.4   | 249.3   | 240.9   | 243.3   | 256.8   | 266.7   | 271.4   | 259.4   | 260.3   | 4,717.7 |
|   | D 310394 | 1982         | 237.5   | 240.7   | 256.5   | 244.0   | 243.6   | 243.3   | 243.4   | 230.9   | 227.7   | 229.5   | 220.8   | 4,717.7 |
| Inventory held - Total - Des stocks détenus   | 1978     | 1,281.3      | 1,287.5 | 1,298.8 | 1,328.8 | 1,351.1 | 1,364.5 | 1,383.8 | 1,387.5 | 1,404.5 | 1,429.0 | 1,465.3 | 1,481.9 | 4,717.7 |
|   | 1979     | 1,563.8      | 1,611.2 | 1,641.6 | 1,631.3 | 1,678.6 | 1,712.8 | 1,771.3 | 1,826.3 | 1,860.1 | 1,875.9 | 1,904.9 | 1,931.4 | 4,717.7 |
|   | 1980     | 2,004.6      | 2,049.1 | 2,065.9 | 2,075.2 | 2,092.9 | 2,116.1 | 2,124.1 | 2,130.9 | 2,141.2 | 2,157.9 | 2,184.1 | 2,177.5 | 4,717.7 |
|   | 1981     | 2,149.2      | 2,159.0 | 2,172.2 | 2,200.7 | 2,249.8 | 2,315.0 | 2,317.5 | 2,361.9 | 2,429.8 | 2,470.5 | 2,493.7 | 2,543.9 | 4,717.7 |
|   | D 310191 | 1982         | 2,452.5 | 2,477.8 | 2,463.6 | 2,507.8 | 2,454.9 | 2,438.3 | 2,454.0 | 2,416.8 | 2,376.1 | 2,354.3 | 2,315.3 | 4,717.7 |
| Raw materials - Matières premières  | 1978     | 370.4        | 376.8   | 384.2   | 393.5   | 397.9   | 400.3   | 412.1   | 413.1   | 413.3   | 423.2   | 435.8   | 439.3   | 4,717.7 |
|   | 1979     | 459.3        | 465.9   | 482.1   | 490.4   | 505.4   | 522.9   | 541.6   | 559.8   | 578.7   | 594.6   | 581.9   | 596.6   | 4,717.7 |
|   | 1980     | 616.8        | 633.0   | 627.1   | 634.6   | 632.6   | 641.6   | 634.1   | 641.7   | 642.9   | 642.7   | 662.8   | 664.3   | 4,717.7 |
|   | 1981     | 659.4        | 662.6   | 659.4   | 668.0   | 690.5   | 694.1   | 698.2   | 708.3   | 738.7   | 737.7   | 745.0   | 744.9   | 4,717.7 |
|   | D 310237 | 1982         | 715.0   | 716.6   | 715.6   | 737.8   | 688.2   | 685.2   | 679.6   | 663.1   | 657.4   | 641.8   | 638.7   | 4,717.7 |
| Goods in process - Produits en cours  | 1978     | 509.1        | 506.9   | 510.0   | 523.5   | 533.3   | 543.2   | 555.4   | 563.7   | 577.9   | 590.1   | 607.2   | 611.0   | 4,717.7 |
|   | 1979     | 630.9        | 654.7   | 657.9   | 666.1   | 676.1   | 691.3   | 712.6   | 735.7   | 742.6   | 746.6   | 760.3   | 767.0   | 4,717.7 |
|   | 1980     | 813.0        | 828.5   | 848.7   | 842.1   | 856.3   | 858.0   | 861.0   | 855.5   | 861.8   | 870.2   | 865.8   | 890.8   | 4,717.7 |
|   | 1981     | 881.6        | 895.5   | 906.0   | 917.0   | 927.8   | 976.4   | 963.5   | 979.1   | 987.1   | 1,010.2 | 1,011.2 | 1,030.9 | 4,717.7 |
|   | D 310283 | 1982         | 1,007.1 | 1,032.5 | 1,039.6 | 1,062.4 | 1,047.6 | 1,029.7 | 1,034.2 | 1,002.4 | 977.8   | 981.1   | 957.4   | 4,717.7 |
| Finished products - Produits finis  | 1978     | 401.8        | 403.8   | 404.6   | 411.8   | 419.9   | 421.0   | 416.3   | 410.7   | 413.3   | 415.7   | 422.3   | 431.6   | 4,717.7 |
|   | 1979     | 473.6        | 490.6   | 501.6   | 474.8   | 497.1   | 498.6   | 517.1   | 530.8   | 538.8   | 534.7   | 562.7   | 567.8   | 4,717.7 |
|   | 1980     | 574.8        | 587.6   | 590.1   | 598.5   | 604.0   | 616.5   | 629.0   | 633.7   | 636.5   | 645.0   | 655.5   | 622.4   | 4,717.7 |
|   | 1981     | 608.2        | 600.9   | 606.8   | 615.7   | 631.5   | 644.5   | 655.8   | 674.5   | 704.0   | 726.6   | 737.5   | 768.1   | 4,717.7 |
|   | D 310329 | 1982         | 730.4   | 728.7   | 708.4   | 707.6   | 719.1   | 723.4   | 740.2   | 751.3   | 740.9   | 731.4   | 719.2   | 4,717.7 |
| <b>NON-METALLIC MINERAL PRODUCTS INDUSTRIES - FABRICATION DE PRODUITS MINÉRAUX NON MÉTALLIQUES:</b> |          |              |         |         |         |         |         |         |         |         |         |         |         |         |
| Unadjusted for seasonal variation -<br>Chiffres non désaisonnalisés<br>Shipments - Livraisons       | 1978     | 189.0        | 206.0   | 242.2   | 265.9   | 337.8   | 368.9   | 330.8   | 359.2   | 356.4   | 375.9   | 328.7   | 241.1   | 3,601.9 |
|   | 1979     | 227.6        | 227.9   | 273.3   | 283.4   | 375.8   | 414.4   | 388.3   | 429.1   | 400.2   | 422.9   | 377.2   | 270.7   | 4,090.8 |
|   | 1980     | 255.5        | 268.3   | 278.6   | 310.4   | 381.1   | 385.4   | 386.0   | 390.6   | 433.0   | 462.9   | 379.3   | 293.8   | 4,224.7 |
|   | 1981     | 250.4        | 278.7   | 334.7   | 388.2   | 431.8   | 495.1   | 442.6   | 445.8   | 456.5   | 465.7   | 405.3   | 324.0   | 4,719.0 |
|   | D 310017 | 1982         | 233.0   | 266.7   | 308.1   | 328.8   | 383.7   | 429.9   | 362.3   | 421.0   | 418.0   | 407.3   | 380.4   | 4,719.0 |
| Inventory owned - Total - Des stocks possédés   | 1978     | 475.2        | 488.8   | 508.4   | 517.5   | 509.9   | 491.2   | 482.7   | 480.5   | 477.3   | 468.7   | 475.1   | 495.5   | 4,717.7 |
|   | 1979     | 508.8        | 538.1   | 568.0   | 597.4   | 600.0   | 588.0   | 572.6   | 552.7   | 551.0   | 555.5   | 560.1   | 598.9   | 4,717.7 |
|   | 1980     | 630.3        | 658.9   | 695.8   | 732.7   | 733.1   | 747.6   | 733.5   | 700.0   | 680.0   | 660.1   | 677.8   | 685.7   | 4,717.7 |
|   | 1981     | 705.0        | 728.4   | 748.3   | 748.8   | 762.5   | 753.3   | 753.0   | 744.4   | 736.0   | 741.1   | 747.5   | 748.3   | 4,717.7 |
|   | D 310353 | 1982         | 788.9   | 813.9   | 831.8   | 829.7   | 827.5   | 830.5   | 815.7   | 786.0   | 765.5   | 748.1   | 732.2   | 4,717.7 |
| Raw materials - Matières premières  | 1978     | 210.1        | 208.4   | 206.5   | 200.8   | 208.1   | 209.3   | 216.2   | 219.3   | 221.2   | 226.3   | 230.5   | 234.4   | 4,717.7 |
|   | 1979     | 228.6        | 226.3   | 230.3   | 233.5   | 235.0   | 237.3   | 241.8   | 253.0   | 257.1   | 267.0   | 271.9   | 284.9   | 4,717.7 |
|   | 1980     | 283.3        | 280.1   | 282.7   | 286.9   | 293.1   | 300.6   | 304.9   | 306.0   | 308.5   | 308.0   | 318.1   | 313.8   | 4,717.7 |
|   | 1981     | 308.9        | 307.2   | 304.5   | 303.6   | 307.9   | 311.6   | 312.7   | 324.3   | 322.4   | 326.3   | 335.4   | 334.7   | 4,717.7 |
|   | D 310215 | 1982         | 332.7   | 331.4   | 324.2   | 318.0   | 318.4   | 320.0   | 333.9   | 330.5   | 319.7   | 314.0   | 307.4   | 4,717.7 |
| Goods in process - Produits en cours  | 1978     | 59.6         | 66.5    | 73.1    | 74.2    | 67.6    | 62.7    | 56.7    | 53.1    | 49.1    | 43.7    | 45.3    | 50.7    | 4,717.7 |
|   | 1979     | 60.7         | 68.3    | 77.2    | 81.6    | 81.1    | 77.4    | 69.0    | 58.2    | 56.2    | 51.8    | 53.6    | 66.2    | 4,717.7 |
|   | 1980     | 78.2         | 90.1    | 101.0   | 108.5   | 106.8   | 104.0   | 100.2   | 86.8    | 78.9    | 72.8    | 69.4    | 72.3    | 4,717.7 |
|   | 1981     | 83.5         | 90.4    | 98.1    | 103.9   | 101.0   | 95.5    | 94.1    | 86.6    | 85.7    | 81.8    | 78.4    | 83.5    | 4,717.7 |
|   | D 310261 | 1982         | 99.7    | 109.7   | 112.6   | 112.6   | 114.1   | 114.5   | 102.9   | 95.3    | 94.0    | 93.3    | 86.5    | 4,717.7 |

See footnote(s) at end of statistical tables - Voir note(s) à la fin des tableaux statistiques.



TABLE 3. Estimated Value of Shipments, Orders and Inventory in Manufacturing Industries grouped according to the Standard Industrial Classification

TABLEAU 3. Valeur estimative des livraisons, commandes et stocks des industries manufacturières groupées d'après la classification type des industries

|   |      | Month - Mois |         |         |         |         |         |         |         |         |         |         |         |          | Total |
|---|------|--------------|---------|---------|---------|---------|---------|---------|---------|---------|---------|---------|---------|----------|-------|
|   |      | Jan.         | Feb.    | March   | April   | May     | June    | July    | Aug.    | Sept.   | Oct.    | Nov.    | Déc.    |          |       |
|   |      | Janv.        | Fév.    | Mars    | Avril   | Mai     | Jun     | Juill.  | Août    | Sept.   | Oct.    | Nov.    | Déc.    |          |       |
| millions of dollars - millions de dollars   |      |              |         |         |         |         |         |         |         |         |         |         |         |          |       |
| Finished products - Produits finis  | 1978 | 205.4        | 213.9   | 228.6   | 242.4   | 234.2   | 219.1   | 209.7   | 208.0   | 207.0   | 198.6   | 199.2   | 210.4   |          |       |
|   | 1979 | 219.5        | 243.3   | 260.4   | 282.2   | 283.8   | 273.1   | 261.7   | 241.4   | 237.6   | 235.7   | 234.5   | 247.7   |          |       |
|   | 1980 | 268.8        | 288.6   | 312.0   | 337.2   | 333.0   | 342.9   | 328.3   | 307.2   | 293.2   | 283.2   | 290.2   | 299.4   |          |       |
|   | 1981 | 312.5        | 330.7   | 345.6   | 341.1   | 353.4   | 346.2   | 346.1   | 333.5   | 327.8   | 332.0   | 333.6   | 330.0   |          |       |
|   | 1982 | 356.5        | 372.8   | 395.1   | 399.1   | 395.0   | 396.0   | 378.9   | 360.2   | 351.9   | 340.8   | 338.3   |         |          |       |
| D 310307  |      |              |         |         |         |         |         |         |         |         |         |         |         |          |       |
| Adjusted for seasonal variation -<br>Chiffres désaisonnalisés (1):<br>Shipments - Livraisons      | 1978 | 262.8        | 273.0   | 280.5   | 296.3   | 297.5   | 304.0   | 307.5   | 303.7   | 313.4   | 318.6   | 306.9   | 313.1   |          |       |
|   | 1979 | 310.3        | 307.6   | 324.1   | 308.6   | 330.3   | 346.8   | 352.9   | 364.8   | 357.4   | 348.5   | 354.6   | 351.7   |          |       |
|   | 1980 | 349.9        | 353.0   | 338.8   | 329.5   | 345.1   | 321.6   | 341.3   | 347.0   | 367.4   | 381.9   | 371.7   | 364.5   |          |       |
|   | 1981 | 353.7        | 382.1   | 398.6   | 413.5   | 401.4   | 393.9   | 394.3   | 385.4   | 393.1   | 389.1   | 389.1   | 401.6   |          |       |
|   | 1982 | 337.9        | 366.5   | 358.4   | 352.8   | 355.7   | 347.9   | 329.2   | 363.8   | 352.8   | 352.4   | 355.6   |         |          |       |
| D 310047  | 17   | 3            |         |         |         |         |         |         |         |         |         |         |         |          |       |
| Inventory owned - Total - Des stocks<br>possédés  | 1978 | 478.7        | 480.1   | 483.6   | 480.1   | 481.3   | 478.2   | 480.0   | 491.3   | 498.8   | 494.6   | 508.6   | 515.8   |          |       |
|   | 1979 | 514.3        | 528.2   | 541.2   | 553.4   | 563.9   | 570.0   | 564.4   | 565.4   | 577.1   | 588.9   | 598.9   | 626.5   |          |       |
|   | 1980 | 638.2        | 648.0   | 663.0   | 677.7   | 688.7   | 722.5   | 721.8   | 717.5   | 716.0   | 707.8   | 727.2   | 719.2   |          |       |
|   | 1981 | 714.2        | 717.2   | 714.1   | 694.3   | 716.7   | 727.7   | 740.5   | 762.9   | 777.5   | 791.7   | 805.0   | 787.4   |          |       |
|   | 1982 | 799.8        | 801.0   | 792.5   | 767.2   | 775.5   | 799.6   | 802.0   | 806.3   | 811.3   | 804.1   | 793.9   |         |          |       |
| D 310376  | 1    |              |         |         |         |         |         |         |         |         |         |         |         |          |       |
| Raw materials - Matières premières  | 1978 | 209.1        | 209.9   | 210.4   | 204.1   | 212.3   | 213.2   | 217.1   | 217.4   | 219.2   | 222.3   | 225.7   | 228.4   |          |       |
|   | 1979 | 227.4        | 227.8   | 234.7   | 237.8   | 239.2   | 241.1   | 243.3   | 251.0   | 255.3   | 263.9   | 265.3   | 277.7   |          |       |
|   | 1980 | 281.8        | 282.4   | 288.1   | 292.6   | 298.3   | 305.0   | 307.3   | 303.7   | 306.9   | 303.8   | 309.9   | 305.4   |          |       |
|   | 1981 | 307.1        | 310.0   | 310.2   | 309.8   | 313.3   | 315.8   | 315.4   | 321.9   | 321.0   | 322.1   | 326.7   | 325.6   |          |       |
|   | 1982 | 330.7        | 334.6   | 330.1   | 324.6   | 323.9   | 324.2   | 337.0   | 328.1   | 318.4   | 310.2   | 299.4   |         |          |       |
| D 310238  | 2    |              |         |         |         |         |         |         |         |         |         |         |         |          |       |
| Goods in process - Produits en cours  | 1978 | 60.7         | 60.8    | 61.4    | 60.0    | 57.0    | 56.6    | 56.4    | 57.2    | 57.1    | 53.7    | 60.2    | 61.7    |          |       |
|   | 1979 | 61.8         | 62.7    | 65.2    | 65.9    | 68.3    | 70.3    | 67.1    | 62.8    | 65.5    | 63.8    | 70.6    | 80.1    |          |       |
|   | 1980 | 79.6         | 83.0    | 85.1    | 87.3    | 89.5    | 93.9    | 96.9    | 94.0    | 92.6    | 90.4    | 91.7    | 88.0    |          |       |
|   | 1981 | 85.0         | 83.3    | 82.5    | 83.5    | 84.4    | 85.9    | 90.6    | 93.9    | 101.1   | 102.0   | 103.6   | 101.9   |          |       |
|   | 1982 | 101.5        | 101.2   | 94.7    | 90.5    | 95.2    | 102.8   | 98.9    | 103.3   | 111.1   | 116.5   | 114.4   |         |          |       |
| D 310284  | 2    |              |         |         |         |         |         |         |         |         |         |         |         |          |       |
| Finished products - Produits finis  | 1978 | 208.9        | 209.4   | 211.8   | 216.0   | 212.0   | 208.4   | 206.5   | 216.7   | 222.5   | 218.6   | 222.7   | 225.7   |          |       |
|   | 1979 | 225.1        | 237.7   | 241.3   | 249.7   | 256.4   | 258.6   | 254.0   | 251.6   | 256.3   | 261.2   | 263.0   | 268.7   |          |       |
|   | 1980 | 276.8        | 282.6   | 289.8   | 297.8   | 300.9   | 323.6   | 317.6   | 319.8   | 316.5   | 313.6   | 325.6   | 325.8   |          |       |
|   | 1981 | 322.1        | 323.9   | 321.4   | 301.0   | 319.0   | 326.0   | 334.5   | 347.1   | 355.4   | 367.6   | 374.7   | 359.9   |          |       |
|   | 1982 | 367.6        | 365.2   | 367.7   | 352.1   | 356.4   | 372.6   | 366.1   | 374.9   | 381.8   | 377.4   | 380.1   |         |          |       |
| D 310330  | 2    |              |         |         |         |         |         |         |         |         |         |         |         |          |       |
| <b>PETROLEUM AND COAL PRODUCTS INDUSTRIES - FABRICATION DE PRODUITS DE PETROLE ET DU CHARBON:</b> |      |              |         |         |         |         |         |         |         |         |         |         |         |          |       |
| Unadjusted for seasonal variation -<br>Chiffres non-désaisonnalisés:<br>Shipments - Livraisons    | 1978 | 803.0        | 769.7   | 785.4   | 728.5   | 866.2   | 849.3   | 834.9   | 921.1   | 876.9   | 936.4   | 1,001.0 | 1,076.5 | 10,448.9 |       |
|   | 1979 | 1,029.2      | 929.0   | 944.2   | 920.9   | 975.5   | 1,000.1 | 1,039.5 | 1,063.8 | 1,030.5 | 1,128.5 | 1,136.8 | 1,172.2 | 12,370.2 |       |
|   | 1980 | 1,067.2      | 1,106.6 | 1,160.0 | 1,040.0 | 1,138.7 | 1,173.2 | 1,237.8 | 1,164.0 | 1,164.2 | 1,344.3 | 1,361.9 | 1,567.7 | 14,526.6 |       |
|   | 1981 | 1,495.2      | 1,321.6 | 1,383.1 | 1,480.8 | 1,474.0 | 1,602.1 | 1,763.6 | 1,717.6 | 1,790.2 | 1,876.7 | 1,798.9 | 1,896.3 | 19,600.1 |       |
|   | 1982 | 1,669.0      | 1,618.4 | 1,711.9 | 1,399.3 | 1,655.0 | 1,748.6 | 1,734.7 | 1,812.3 | 1,740.0 | 1,810.8 | 1,860.3 |         |          |       |
| D 310018  | 18   |              |         |         |         |         |         |         |         |         |         |         |         |          |       |
| Inventory owned - Total - Des stocks<br>possédés  | 1978 | 1,396.2      | 1,397.3 | 1,450.2 | 1,415.4 | 1,329.3 | 1,471.9 | 1,457.4 | 1,463.0 | 1,501.1 | 1,479.4 | 1,452.0 | 1,457.3 |          |       |
|   | 1979 | 1,368.9      | 1,404.8 | 1,460.0 | 1,441.1 | 1,465.4 | 1,555.3 | 1,543.0 | 1,586.6 | 1,559.5 | 1,689.5 | 1,671.0 | 1,760.1 |          |       |
|   | 1980 | 1,812.2      | 1,836.8 | 1,980.8 | 2,035.9 | 2,045.7 | 2,064.9 | 2,165.5 | 2,292.3 | 2,296.9 | 2,278.9 | 2,178.3 | 2,402.7 |          |       |
|   | 1981 | 2,589.5      | 2,510.6 | 2,612.1 | 2,871.0 | 2,777.0 | 3,022.3 | 3,029.7 | 3,176.3 | 3,118.1 | 2,991.1 | 2,895.7 | 2,991.8 |          |       |
|   | 1982 | 3,044.8      | 3,250.9 | 3,240.9 | 3,114.9 | 2,966.9 | 3,076.3 | 3,059.4 | 3,074.3 | 3,064.8 | 2,864.5 | 3,063.2 |         |          |       |
| D 310354  |      |              |         |         |         |         |         |         |         |         |         |         |         |          |       |
| Raw materials - Matières premières  | 1978 | 512.7        | 533.3   | 592.0   | 555.4   | 565.4   | 646.4   | 575.1   | 572.3   | 620.2   | 602.5   | 596.7   | 607.5   |          |       |
|   | 1979 | 507.9        | 538.3   | 560.4   | 529.9   | 569.7   | 618.9   | 599.3   | 624.2   | 590.1   | 752.6   | 739.8   | 752.1   |          |       |
|   | 1980 | 723.3        | 706.2   | 733.5   | 832.0   | 851.7   | 828.5   | 882.8   | 898.7   | 964.7   | 1,013.9 | 888.9   | 1,013.0 |          |       |
|   | 1981 | 1,089.2      | 981.4   | 950.5   | 1,158.3 | 1,075.2 | 1,213.4 | 1,156.0 | 1,175.2 | 1,153.0 | 1,139.0 | 1,043.3 | 1,087.6 |          |       |
|   | 1982 | 1,017.1      | 1,253.1 | 1,182.2 | 1,093.4 | 1,063.9 | 1,123.7 | 1,099.1 | 1,089.0 | 1,085.7 | 961.9   | 1,176.8 |         |          |       |
| D 310216  |      |              |         |         |         |         |         |         |         |         |         |         |         |          |       |
| Goods in process - Produits en cours  | 1978 | 187.9        | 176.1   | 171.6   | 174.9   | 155.4   | 173.2   | 183.0   | 185.4   | 177.6   | 191.6   | 191.7   | 191.5   |          |       |
|   | 1979 | 189.2        | 188.3   | 186.2   | 182.8   | 197.3   | 204.9   | 189.7   | 194.2   | 209.6   | 212.1   | 209.0   | 221.9   |          |       |
|   | 1980 | 230.7        | 229.1   | 240.0   | 244.9   | 255.2   | 277.5   | 262.7   | 283.4   | 270.3   | 275.4   | 275.5   | 298.7   |          |       |
|   | 1981 | 323.8        | 327.5   | 325.2   | 344.3   | 357.7   | 384.8   | 376.4   | 375.3   | 383.5   | 399.7   | 416.1   | 406.6   |          |       |
|   | 1982 | 476.1        | 521.7   | 545.1   | 489.5   | 466.4   | 463.2   | 434.7   | 439.6   | 476.1   | 488.6   | 484.1   |         |          |       |
| D 310262  |      |              |         |         |         |         |         |         |         |         |         |         |         |          |       |
| Finished products - Produits finis  | 1978 | 695.4        | 687.9   | 686.4   | 685.0   | 608.3   | 652.1   | 699.2   | 705.2   | 703.3   | 685.3   | 663.5   | 658.2   |          |       |
|   | 1979 | 671.7        | 678.2   | 713.3   | 728.3   | 698.3   | 731.4   | 754.0   | 768.1   | 759.7   | 724.6   | 722.1   | 786.0   |          |       |
|   | 1980 | 858.0        | 901.4   | 1,007.2 | 959.0   | 938.8   | 958.8   | 1,019.8 | 1,110.1 | 1,061.8 | 989.5   | 1,013.8 | 1,091.0 |          |       |
|   | 1981 | 1,176.5      | 1,201.6 | 1,336.3 | 1,368.2 | 1,344.0 | 1,423.9 | 1,497.2 | 1,625.7 | 1,581.5 | 1,452.4 | 1,436.2 | 1,497.5 |          |       |
|   | 1982 | 1,551.6      | 1,476.1 | 1,513.6 | 1,532.1 | 1,436.5 | 1,489.4 | 1,525.6 | 1,545.8 | 1,503.0 | 1,414.0 | 1,402.3 |         |          |       |
| D 310308  |      |              |         |         |         |         |         |         |         |         |         |         |         |          |       |
| Adjusted for seasonal variation -<br>Chiffres désaisonnalisés (1.2):<br>Shipments - Livraisons    | 1978 | 778.5        | 795.2   | 790.8   | 802.5   | 863.4   | 856.1   | 870.0   | 914.6   | 913.4   | 928.5   | 953.6   | 976.8   |          |       |
|   | 1979 | 965.0        | 967.9   | 968.6   | 1,012.2 | 981.9   | 1,021.3 | 1,058.2 | 1,059.8 | 1,092.5 | 1,087.2 | 1,082.1 | 1,065.4 |          |       |
|   | 1980 | 991.1        | 1,119.9 | 1,230.2 | 1,111.3 | 1,173.2 | 1,217.9 | 1,213.4 | 1,196.7 | 1,196.6 | 1,285.4 | 1,337.1 | 1,382.4 |          |       |
|   | 1981 | 1,405.8      | 1,391.4 | 1,457.1 | 1,581.6 | 1,564.0 | 1,617.8 | 1,731.5 | 1,769.3 | 1,833.4 | 1,802.5 | 1,758.8 | 1,663.9 |          |       |
|   | 1982 | 1,610.3      | 1,706.5 | 1,767.3 | 1,499.3 | 1,760.2 | 1,758.8 | 1,711.1 | 1,849.3 | 1,780.4 | 1,782.8 | 1,771.6 |         |          |       |
| D 310048  | 18   | 3            |         |         |         |         |         |         |         |         |         |         |         |          |       |
| Inventory owned - Total - Des stocks<br>possédés  | 1978 | 1,402.9      | 1,406.8 | 1,439.9 | 1,411.9 | 1,354.6 | 1,481.3 | 1,431.7 | 1,424.6 | 1,485.3 | 1,493.9 | 1,477.8 | 1,461.8 |          |       |
|   | 1979 | 1,369.8      | 1,406.7 | 1,440.6 | 1,426.2 | 1,482.4 | 1,554.1 | 1,514.5 | 1,545.6 | 1,547.3 | 1,723.4 | 1,720.3 | 1,791.0 |          |       |
|   | 1980 | 1,811.9      | 1,841.6 | 1,950.5 | 2,011.0 | 2,061.7 | 2,055.3 | 2,132.1 | 2,232.2 | 2,279.2 | 2,333.3 | 2,256.6 | 2,449.2 |          |       |
|   | 1981 | 2,587.4      | 2,515.6 | 2,570.7 | 2,829.0 | 2,795.6 | 3,002.6 | 2,985.4 | 3,084.4 | 3,091.5 | 3,076.0 | 3,016.2 | 3,061.5 |          |       |
|   | 1982 | 3,039.2      | 3,255.6 | 3,195.4 | 3,065.9 | 2,983.6 | 3,049.8 | 3,017.5 | 2,989.4 | 3,043.2 | 2,949.7 | 3,185.8 |         |          |       |
| D 310377  | 2    |              |         |         |         |         |         |         |         |         |         |         |         |          |       |

TABLE 3. Estimated Value of Shipments, Orders and Inventory in Manufacturing Industries grouped according to the Standard Industrial Classification

TABLEAU 3. Valeur estimative des livraisons, commandes et stocks des industries manufacturières groupées d'après la classification type des industries

|  |      | Month - Mois                              |         |         |         |         |         |         |         |         |         |         |         | Total |
|--|------|---|---------|---------|---------|---------|---------|---------|---------|---------|---------|---------|---------|-------|
|  |      | Jan.                                      | Feb.    | March   | April   | May     | June    | July    | Aug.    | Sept.   | Oct.    | Nov.    | Déc.    |       |
|  |      | Janv.                                     | Fév.    | Mars    | Avril   | Mai     | Juin    | Juill.  | Août    |         |         |         |         |       |
|  |      | millions of dollars - millions de dollars |         |         |         |         |         |         |         |         |         |         |         |       |
| Goods in process - Produits en cours   | 1978 | 176.7                                     | 172.9   | 170.3   | 178.5   | 157.3   | 172.7   | 190.6   | 196.4   | 185.3   | 188.2   | 187.5   | 179.1   |       |
|  | 1979 | 179.6                                     | 184.2   | 185.0   | 184.4   | 196.6   | 199.8   | 193.7   | 205.5   | 217.6   | 212.1   | 208.1   | 218.0   |       |
|  | 1980 | 220.7                                     | 226.4   | 240.9   | 247.8   | 253.1   | 268.1   | 297.0   | 279.0   | 279.3   | 275.2   | 274.7   | 295.9   |       |
|  | 1981 | 311.8                                     | 324.9   | 328.1   | 348.2   | 354.0   | 368.9   | 382.1   | 391.2   | 395.5   | 400.2   | 416.7   | 405.6   |       |
|  | 1982 | 459.9                                     | 518.5   | 551.4   | 495.0   | 461.1   | 442.4   | 441.0   | 457.0   | 490.6   | 489.6   | 485.8   |         |       |
| D 310285   | 3    |   |         |         |         |         |         |         |         |         |         |         |         |       |
| Finished products - Produits finis   | 1978 | 713.5                                     | 700.6   | 677.6   | 678.0   | 631.9   | 662.2   | 666.0   | 655.9   | 679.8   | 703.2   | 693.6   | 675.2   |       |
|  | 1979 | 682.3                                     | 684.2   | 695.2   | 711.9   | 716.1   | 735.4   | 721.5   | 715.9   | 739.6   | 758.7   | 772.4   | 820.9   |       |
|  | 1980 | 867.9                                     | 909.0   | 976.1   | 931.2   | 956.9   | 958.7   | 982.2   | 1,036.5 | 1,035.2 | 1,044.2 | 1,093.0 | 1,140.3 |       |
|  | 1981 | 1,186.4                                   | 1,209.3 | 1,292.1 | 1,322.5 | 1,366.4 | 1,420.3 | 1,447.3 | 1,518.0 | 1,543.0 | 1,536.8 | 1,556.2 | 1,568.3 |       |
|  | 1982 | 1,562.2                                   | 1,484.0 | 1,461.8 | 1,477.5 | 1,458.6 | 1,483.7 | 1,477.4 | 1,443.4 | 1,466.9 | 1,498.2 | 1,523.2 |         |       |
| D 310331   | 2    |   |         |         |         |         |         |         |         |         |         |         |         |       |
| <b>CHEMICAL AND CHEMICAL PRODUCTS INDUSTRIES - INDUSTRIE CHIMIQUE:</b>                   |      |   |         |         |         |         |         |         |         |         |         |         |         |       |
| Unadjusted for seasonal variation - Chiffres non-désaisonnalisés: Shipments - Livraisons | 1978 | 524.4                                     | 557.4   | 644.0   | 645.2   | 738.4   | 684.7   | 562.5   | 626.5   | 658.4   | 676.6   | 653.9   | 619.3   |       |
|  | 1979 | 720.7                                     | 671.1   | 805.8   | 775.9   | 875.0   | 847.6   | 730.7   | 797.4   | 804.6   | 856.6   | 852.9   | 784.2   |       |
|  | 1980 | 873.9                                     | 904.3   | 965.7   | 984.4   | 1,016.9 | 924.6   | 830.5   | 844.8   | 982.9   | 978.4   | 921.4   | 982.7   |       |
|  | 1981 | 936.5                                     | 955.7   | 1,115.3 | 1,146.3 | 1,161.5 | 1,022.8 | 996.6   | 1,121.8 | 1,088.4 | 1,025.7 | 980.7   | 1,271.3 |       |
|  | 1982 | 934.3                                     | 964.6   | 1,110.8 | 1,073.3 | 1,200.1 | 1,190.5 | 925.4   | 1,001.5 | 1,071.4 | 1,023.0 | 1,021.8 |         |       |
| D 310019   | 19   |   |         |         |         |         |         |         |         |         |         |         |         |       |
| Inventory owned - Total - Des stocks possédés  | 1978 | 1,284.7                                   | 1,301.2 | 1,340.8 | 1,321.0 | 1,266.3 | 1,264.5 | 1,286.6 | 1,255.7 | 1,255.4 | 1,255.0 | 1,282.9 | 1,336.1 |       |
|  | 1979 | 1,427.9                                   | 1,455.8 | 1,468.0 | 1,470.8 | 1,453.7 | 1,435.0 | 1,459.3 | 1,499.9 | 1,536.9 | 1,572.5 | 1,617.6 | 1,703.7 |       |
|  | 1980 | 1,749.3                                   | 1,827.8 | 1,868.6 | 1,907.4 | 1,931.2 | 1,939.2 | 1,966.3 | 1,987.4 | 1,912.8 | 1,934.4 | 1,941.7 | 2,048.7 |       |
|  | 1981 | 2,131.5                                   | 2,192.9 | 2,221.2 | 2,226.5 | 2,193.1 | 2,155.5 | 2,232.7 | 2,274.0 | 2,244.5 | 2,263.0 | 2,309.8 | 2,386.4 |       |
|  | 1982 | 2,455.9                                   | 2,487.9 | 2,568.0 | 2,519.0 | 2,452.0 | 2,376.5 | 2,409.8 | 2,353.5 | 2,329.5 | 2,283.2 | 2,227.3 |         |       |
| D 310355   |      |   |         |         |         |         |         |         |         |         |         |         |         |       |
| Raw materials - Matières premières   | 1978 | 583.4                                     | 577.4   | 606.2   | 588.0   | 573.3   | 584.2   | 592.5   | 590.0   | 590.9   | 584.3   | 590.5   | 604.8   |       |
|  | 1979 | 652.9                                     | 659.5   | 660.0   | 666.8   | 652.4   | 654.7   | 663.1   | 692.0   | 708.2   | 724.8   | 751.7   | 791.9   |       |
|  | 1980 | 801.8                                     | 824.8   | 831.9   | 854.1   | 842.4   | 860.7   | 880.3   | 902.5   | 877.0   | 884.0   | 901.1   | 958.4   |       |
|  | 1981 | 964.5                                     | 975.1   | 953.3   | 967.4   | 948.9   | 940.2   | 981.7   | 1,007.7 | 1,003.1 | 995.3   | 1,019.1 | 1,047.6 |       |
|  | 1982 | 1,094.6                                   | 1,077.4 | 1,080.5 | 1,045.8 | 1,030.7 | 1,000.1 | 1,022.5 | 997.1   | 990.1   | 968.5   | 958.7   |         |       |
| D 310217   |      |   |         |         |         |         |         |         |         |         |         |         |         |       |
| Goods in process - Produits en cours   | 1978 | 131.8                                     | 137.8   | 137.1   | 138.5   | 136.1   | 134.5   | 139.0   | 137.4   | 140.9   | 141.9   | 148.5   | 151.9   |       |
|  | 1979 | 172.7                                     | 169.8   | 167.4   | 171.4   | 178.0   | 174.1   | 177.5   | 174.6   | 182.7   | 186.9   | 186.2   | 186.7   |       |
|  | 1980 | 191.4                                     | 199.4   | 207.1   | 206.0   | 211.8   | 209.2   | 198.9   | 198.3   | 197.0   | 202.0   | 190.7   | 202.1   |       |
|  | 1981 | 220.3                                     | 227.8   | 236.0   | 241.4   | 235.9   | 234.1   | 243.8   | 243.1   | 254.4   | 253.7   | 255.9   | 264.4   |       |
|  | 1982 | 280.4                                     | 286.3   | 284.2   | 283.3   | 277.2   | 294.1   | 300.6   | 290.0   | 281.7   | 267.0   | 242.8   |         |       |
| D 310263   |      |   |         |         |         |         |         |         |         |         |         |         |         |       |
| Finished products - Produits finis   | 1978 | 569.4                                     | 585.9   | 597.4   | 594.4   | 556.8   | 545.7   | 555.0   | 528.2   | 523.5   | 528.8   | 543.8   | 579.3   |       |
|  | 1979 | 602.2                                     | 626.4   | 640.4   | 632.5   | 623.7   | 606.2   | 618.6   | 633.1   | 645.9   | 660.7   | 679.6   | 725.4   |       |
|  | 1980 | 756.1                                     | 803.6   | 829.5   | 847.2   | 876.9   | 869.1   | 887.1   | 886.6   | 838.6   | 848.3   | 849.7   | 888.1   |       |
|  | 1981 | 946.6                                     | 989.9   | 1,031.7 | 1,017.6 | 1,008.3 | 981.1   | 1,007.1 | 1,023.1 | 982.9   | 1,013.9 | 1,034.7 | 1,074.2 |       |
|  | 1982 | 1,081.0                                   | 1,124.3 | 1,203.4 | 1,189.9 | 1,144.1 | 1,082.2 | 1,086.8 | 1,066.4 | 1,057.7 | 1,047.7 | 1,025.8 |         |       |
| D 310309   |      |   |         |         |         |         |         |         |         |         |         |         |         |       |
| Adjusted for seasonal variation - Chiffres désaisonnalisés(1): Shipments - Livraisons    | 1978 | 565.5                                     | 592.2   | 591.5   | 635.3   | 637.8   | 627.6   | 625.6   | 643.3   | 653.0   | 672.0   | 672.0   | 695.1   |       |
|  | 1979 | 758.0                                     | 711.2   | 746.0   | 742.1   | 758.5   | 792.3   | 810.5   | 825.9   | 818.0   | 836.0   | 875.3   | 883.5   |       |
|  | 1980 | 915.0                                     | 917.4   | 911.8   | 911.8   | 902.8   | 872.8   | 890.7   | 914.4   | 958.8   | 957.5   | 982.7   | 1,061.8 |       |
|  | 1981 | 998.0                                     | 1,009.6 | 1,029.9 | 1,062.2 | 1,056.3 | 1,070.4 | 1,100.1 | 1,084.2 | 1,089.8 | 1,087.6 | 1,074.5 | 1,058.1 |       |
|  | 1982 | 1,016.1                                   | 1,018.3 | 1,000.9 | 994.5   | 1,095.6 | 1,093.2 | 1,015.4 | 1,069.5 | 1,043.2 | 1,045.5 | 1,043.4 |         |       |
| D 310049   | 19   | 2   |         |         |         |         |         |         |         |         |         |         |         |       |
| Inventory owned - Total - Des stocks possédés  | 1978 | 1,261.5                                   | 1,260.2 | 1,290.5 | 1,281.6 | 1,267.8 | 1,280.8 | 1,296.2 | 1,272.9 | 1,299.1 | 1,297.3 | 1,314.6 | 1,328.1 |       |
|  | 1979 | 1,403.1                                   | 1,404.3 | 1,412.8 | 1,426.5 | 1,450.9 | 1,454.0 | 1,469.5 | 1,516.8 | 1,589.9 | 1,629.5 | 1,666.2 | 1,700.3 |       |
|  | 1980 | 1,718.6                                   | 1,761.3 | 1,799.0 | 1,849.1 | 1,923.9 | 1,965.1 | 1,980.1 | 2,009.1 | 1,981.3 | 2,007.4 | 2,003.2 | 2,046.4 |       |
|  | 1981 | 2,093.0                                   | 2,110.8 | 2,136.5 | 2,157.6 | 2,182.3 | 2,183.3 | 2,248.1 | 2,299.1 | 2,326.1 | 2,351.3 | 2,386.9 | 2,389.7 |       |
|  | 1982 | 2,411.7                                   | 2,393.7 | 2,469.5 | 2,439.8 | 2,437.3 | 2,406.3 | 2,426.2 | 2,380.6 | 2,416.8 | 2,374.1 | 2,304.1 |         |       |
| D 310378   | 1    |   |         |         |         |         |         |         |         |         |         |         |         |       |
| Raw materials - Matières premières   | 1978 | 574.9                                     | 569.8   | 595.7   | 581.3   | 579.8   | 595.1   | 597.9   | 592.4   | 595.9   | 593.1   | 595.3   | 593.9   |       |
|  | 1979 | 641.7                                     | 643.3   | 650.1   | 657.6   | 662.1   | 666.6   | 669.3   | 694.7   | 717.0   | 741.2   | 762.3   | 775.0   |       |
|  | 1980 | 787.3                                     | 802.7   | 820.8   | 841.4   | 856.0   | 876.1   | 889.3   | 905.7   | 888.8   | 905.9   | 913.9   | 937.2   |       |
|  | 1981 | 946.2                                     | 947.5   | 941.0   | 952.5   | 964.8   | 957.3   | 991.8   | 1,011.1 | 1,017.4 | 1,021.8 | 1,033.3 | 1,024.6 |       |
|  | 1982 | 1,073.3                                   | 1,046.0 | 1,066.7 | 1,029.3 | 1,048.3 | 1,018.5 | 1,033.0 | 1,000.4 | 1,004.6 | 995.1   | 972.0   |         |       |
| D 310240   | 1    |   |         |         |         |         |         |         |         |         |         |         |         |       |
| Goods in process - Produits en cours   | 1978 | 131.5                                     | 132.5   | 133.3   | 134.1   | 132.2   | 131.8   | 139.4   | 140.7   | 144.5   | 147.1   | 154.3   | 155.5   |       |
|  | 1979 | 172.2                                     | 164.1   | 161.6   | 165.9   | 172.5   | 172.9   | 178.2   | 179.6   | 186.0   | 192.2   | 192.7   | 192.4   |       |
|  | 1980 | 190.8                                     | 193.1   | 199.3   | 199.2   | 205.2   | 208.8   | 199.8   | 204.5   | 200.4   | 207.4   | 197.5   | 208.8   |       |
|  | 1981 | 219.2                                     | 220.7   | 226.8   | 233.4   | 228.4   | 234.0   | 245.1   | 251.1   | 263.0   | 260.0   | 265.0   | 273.6   |       |
|  | 1982 | 278.8                                     | 277.4   | 273.0   | 273.9   | 268.3   | 294.3   | 302.2   | 299.8   | 286.9   | 273.4   | 251.5   |         |       |
| D 310286   | 3    |   |         |         |         |         |         |         |         |         |         |         |         |       |
| Finished products - Produits finis   | 1978 | 555.1                                     | 557.9   | 561.5   | 566.2   | 555.8   | 553.9   | 558.9   | 539.8   | 558.7   | 557.1   | 565.0   | 578.7   |       |
|  | 1979 | 589.2                                     | 596.9   | 601.1   | 603.0   | 616.3   | 614.5   | 622.0   | 642.5   | 686.9   | 696.1   | 711.2   | 732.9   |       |
|  | 1980 | 740.5                                     | 765.5   | 778.9   | 808.5   | 862.7   | 880.2   | 891.0   | 898.9   | 892.1   | 894.1   | 891.8   | 900.4   |       |
|  | 1981 | 927.6                                     | 942.6   | 968.7   | 971.7   | 989.1   | 992.0   | 1,011.2 | 1,036.9 | 1,045.7 | 1,069.5 | 1,088.6 | 1,091.5 |       |
|  | 1982 | 1,059.6                                   | 1,070.3 | 1,129.8 | 1,136.6 | 1,120.7 | 1,093.5 | 1,091.0 | 1,080.4 | 1,125.3 | 1,105.6 | 1,080.6 |         |       |
| D 310332   | 1    |   |         |         |         |         |         |         |         |         |         |         |         |       |
| <b>MISCELLANEOUS MANUFACTURING INDUSTRIES - INDUSTRIES MANUFACTURIERES DIVERSES:</b>     |      |   |         |         |         |         |         |         |         |         |         |         |         |       |
| Unadjusted for seasonal variation - Chiffres non-désaisonnalisés: Shipments - Livraisons | 1978 | 182.7                                     | 198.0   | 222.9   | 204.1   | 213.1   | 226.1   | 201.6   | 237.8   | 274.3   | 282.6   | 269.7   | 223.2   |       |
|  | 1979 | 207.4                                     | 221.1   | 260.2   | 239.9   | 264.1   | 297.3   | 250.9   | 277.3   | 333.8   | 336.8   | 307.5   | 242.2   |       |
|  | 1980 | 278.0                                     | 300.0   | 313.0   | 274.1   | 283.1   | 307.8   | 288.9   | 301.8   | 371.4   | 370.8   | 347.3   | 303.1   |       |
|  | 1981 | 283.8                                     | 306.8   | 353.0   | 329.8   | 318.5   | 359.2   | 309.8   | 341.5   | 396.2   | 376.4   | 344.6   | 281.3   |       |
|  | 1982 | 263.0                                     | 288.4   | 337.2   | 307.8   | 305.1   | 340.7   | 296.3   | 324.3   | 377.2   | 369.5   | 355.7   | 2,736.1 |       |
| D 310020   | 20   |   |         |         |         |         |         |         |         |         |         |         |         |       |

See footnote(s) at end of statistical tables - Voir note(s) à la fin des tableaux statistiques



TABLE 3. Estimated Value of Shipments, Orders and Inventory in Manufacturing Industries grouped according to the Standard Industrial Classification

TABLEAU 3. Valeur estimative des livraisons, commandes et stocks des industries manufacturières groupées d'après la classification type des industries

|   |      | Month - Mois                              |       |       |       |       |       |        |       |       |       |       |       | Total |
|---|------|---|-------|-------|-------|-------|-------|--------|-------|-------|-------|-------|-------|-------|
|   |      | Jan                                       | Feb   | March | April | May   | June  | July   | Aug   | Sept  | Oct   | Nov   | Dec   |       |
|   |      | Janv                                      | Fév.  | Mars  | Avril | Mai   | Juin  | Juill. | Août  |       |       |       |       |       |
|   |      | millions of dollars - millions de dollars |       |       |       |       |       |        |       |       |       |       |       |       |
| New orders - Nouvelles commandes  | 1978 | 278.7                                     | 222.3 | 225.8 | 201.8 | 223.2 | 248.9 | 212.6  | 225.8 | 273.7 | 282.2 | 276.1 | 206.5 | ...   |
|   | 1979 | 244.5                                     | 239.1 | 270.5 | 241.2 | 268.1 | 272.6 | 257.8  | 267.2 | 313.5 | 326.0 | 303.7 | 232.3 | ...   |
|   | 1980 | 333.6                                     | 329.8 | 313.3 | 299.9 | 309.0 | 304.0 | 299.9  | 288.9 | 356.4 | 351.0 | 328.2 | 322.3 | ...   |
|   | 1981 | 334.5                                     | 329.1 | 355.3 | 344.3 | 337.6 | 363.1 | 306.9  | 331.8 | 365.4 | 340.4 | 350.9 | 271.6 | ...   |
|   | 1982 | 322.7                                     | 263.1 | 314.0 | 361.4 | 300.1 | 378.7 | 262.5  | 299.8 | 333.7 | 344.4 | 339.5 |       |       |
| D 310080  |      |   |       |       |       |       |       |        |       |       |       |       |       |       |
| Unfilled orders - Commandes en carnet                                       | 1978 | 305.6                                     | 329.9 | 332.8 | 330.4 | 340.5 | 363.3 | 374.3  | 362.3 | 361.7 | 361.3 | 367.7 | 351.1 | ...   |
|   | 1979 | 388.1                                     | 406.2 | 416.5 | 417.8 | 421.8 | 397.1 | 404.0  | 393.8 | 373.5 | 362.7 | 358.9 | 349.0 | ...   |
|   | 1980 | 404.6                                     | 434.4 | 434.7 | 460.5 | 486.5 | 482.7 | 493.7  | 480.8 | 465.8 | 446.1 | 426.9 | 446.2 | ...   |
|   | 1981 | 496.8                                     | 519.1 | 521.4 | 535.9 | 555.0 | 558.9 | 555.9  | 546.2 | 515.4 | 479.5 | 485.8 | 476.1 | ...   |
|   | 1982 | 535.9                                     | 510.6 | 487.4 | 541.0 | 536.0 | 573.9 | 540.1  | 515.6 | 472.1 | 447.0 | 430.8 |       |       |
| D 310126  |      |   |       |       |       |       |       |        |       |       |       |       |       |       |
| Inventory owned - Total - Des stocks possédés                               | 1978 | 554.4                                     | 570.7 | 582.8 | 592.8 | 612.3 | 621.2 | 618.1  | 621.5 | 608.3 | 603.4 | 609.9 | 629.2 | ...   |
|   | 1979 | 639.7                                     | 657.0 | 690.4 | 707.9 | 735.7 | 744.0 | 715.6  | 728.8 | 718.7 | 684.5 | 709.5 | 736.6 | ...   |
|   | 1980 | 766.6                                     | 790.2 | 787.3 | 833.9 | 833.8 | 867.4 | 851.5  | 835.4 | 802.3 | 796.1 | 798.2 | 793.9 | ...   |
|   | 1981 | 820.5                                     | 845.7 | 881.9 | 872.8 | 879.8 | 879.0 | 860.8  | 843.8 | 816.9 | 806.8 | 812.6 | 857.6 | ...   |
|   | 1982 | 875.7                                     | 876.9 | 884.1 | 887.8 | 892.9 | 894.4 | 860.6  | 847.4 | 817.9 | 792.2 | 801.1 |       |       |
| D 310356  |      |   |       |       |       |       |       |        |       |       |       |       |       |       |
| Raw materials - Matières premières  | 1978 | 251.2                                     | 262.3 | 265.4 | 264.0 | 271.1 | 275.2 | 275.4  | 283.5 | 284.6 | 280.1 | 285.2 | 296.7 | ...   |
|   | 1979 | 321.5                                     | 330.6 | 340.1 | 353.3 | 367.0 | 369.1 | 349.4  | 364.8 | 364.9 | 328.7 | 349.4 | 360.9 | ...   |
|   | 1980 | 368.3                                     | 372.9 | 352.1 | 376.1 | 363.1 | 385.9 | 377.4  | 377.4 | 357.3 | 328.7 | 357.7 | 374.9 | ...   |
|   | 1981 | 397.8                                     | 401.9 | 416.5 | 403.0 | 392.6 | 398.0 | 390.7  | 388.0 | 374.0 | 365.2 | 368.8 | 408.5 | ...   |
|   | 1982 | 416.7                                     | 409.6 | 401.0 | 394.9 | 394.5 | 401.2 | 386.0  | 383.6 | 374.1 | 356.7 | 358.9 |       |       |
| D 310218  |      |   |       |       |       |       |       |        |       |       |       |       |       |       |
| Goods in process - Produits en cours  | 1978 | 114.7                                     | 122.7 | 124.9 | 131.7 | 136.5 | 140.5 | 141.1  | 142.3 | 137.6 | 139.6 | 142.7 | 143.7 | ...   |
|   | 1979 | 134.0                                     | 137.1 | 143.9 | 145.7 | 154.1 | 150.4 | 146.0  | 145.8 | 146.4 | 146.1 | 149.6 | 156.9 | ...   |
|   | 1980 | 162.4                                     | 171.7 | 181.2 | 189.6 | 186.4 | 193.5 | 191.6  | 191.6 | 191.2 | 193.5 | 191.5 | 161.5 | ...   |
|   | 1981 | 161.2                                     | 163.5 | 168.6 | 176.9 | 178.3 | 177.8 | 170.2  | 169.8 | 169.1 | 169.8 | 164.2 | 164.3 | ...   |
|   | 1982 | 173.5                                     | 175.0 | 180.7 | 182.6 | 182.7 | 176.2 | 172.8  | 164.8 | 168.3 | 171.6 | 172.7 |       |       |
| D 310264  |      |   |       |       |       |       |       |        |       |       |       |       |       |       |
| Finished products - Produits finis  | 1978 | 188.4                                     | 185.7 | 192.4 | 197.0 | 204.6 | 205.4 | 201.4  | 195.6 | 186.0 | 183.6 | 181.8 | 188.7 | ...   |
|   | 1979 | 184.1                                     | 189.3 | 206.4 | 208.7 | 214.4 | 224.3 | 220.1  | 218.2 | 207.3 | 209.5 | 210.3 | 218.7 | ...   |
|   | 1980 | 235.8                                     | 245.5 | 253.8 | 268.0 | 284.2 | 287.8 | 282.4  | 266.3 | 253.7 | 245.9 | 248.9 | 257.4 | ...   |
|   | 1981 | 261.4                                     | 280.3 | 296.7 | 292.8 | 308.9 | 303.1 | 299.7  | 285.9 | 273.7 | 271.7 | 279.5 | 284.6 | ...   |
|   | 1982 | 285.5                                     | 292.3 | 302.4 | 310.3 | 315.6 | 317.0 | 301.9  | 299.0 | 275.5 | 263.9 | 269.5 |       |       |
| D 310310  |      |   |       |       |       |       |       |        |       |       |       |       |       |       |
| Adjusted for seasonal variation - Chiffres désaisonnalisés (1) - Livraisons | 1978 | 207.0                                     | 209.6 | 212.4 | 213.7 | 217.8 | 221.2 | 226.1  | 235.4 | 243.5 | 248.0 | 248.0 | 245.7 | ...   |
|   | 1979 | 236.1                                     | 237.3 | 249.3 | 255.5 | 268.6 | 295.3 | 275.8  | 278.1 | 290.2 | 289.9 | 283.8 | 267.5 | ...   |
|   | 1980 | 311.5                                     | 315.4 | 304.8 | 284.0 | 298.1 | 304.7 | 310.2  | 308.6 | 317.2 | 318.5 | 324.0 | 327.3 | ...   |
|   | 1981 | 328.2                                     | 332.1 | 337.5 | 343.8 | 340.0 | 349.0 | 340.6  | 350.3 | 331.8 | 325.6 | 324.7 | 297.7 | ...   |
|   | 1982 | 308.4                                     | 312.6 | 320.4 | 325.3 | 327.0 | 325.5 | 328.6  | 326.7 | 316.4 | 323.4 | 330.0 |       |       |
| D 310050  | 20   | 3   |       |       |       |       |       |        |       |       |       |       |       |       |
| New orders - Nouvelles commandes  | 1978 | 232.8                                     | 224.1 | 212.4 | 214.7 | 223.7 | 242.1 | 230.7  | 234.7 | 248.8 | 257.7 | 262.4 | 244.4 | ...   |
|   | 1979 | 234.9                                     | 241.5 | 256.1 | 256.6 | 264.4 | 273.2 | 280.5  | 281.2 | 282.9 | 293.1 | 285.0 | 275.6 | ...   |
|   | 1980 | 328.9                                     | 330.2 | 302.5 | 305.4 | 313.5 | 305.2 | 319.9  | 311.2 | 322.6 | 317.3 | 308.0 | 369.0 | ...   |
|   | 1981 | 329.1                                     | 335.6 | 338.0 | 351.1 | 346.9 | 359.6 | 337.3  | 358.0 | 326.1 | 309.6 | 335.9 | 307.3 | ...   |
|   | 1982 | 315.3                                     | 268.0 | 296.7 | 369.2 | 311.1 | 369.3 | 296.1  | 319.5 | 297.3 | 317.3 | 316.1 |       |       |
| D 310103  |      | 4   |       |       |       |       |       |        |       |       |       |       |       |       |
| Unfilled orders - Commandes en carnet                                       | 1978 | 310.6                                     | 325.1 | 325.1 | 326.1 | 332.0 | 352.9 | 357.5  | 356.8 | 362.1 | 371.3 | 385.7 | 384.4 | ...   |
|   | 1979 | 393.5                                     | 397.7 | 404.5 | 405.6 | 401.4 | 379.3 | 384.0  | 387.1 | 379.8 | 383.0 | 384.2 | 392.3 | ...   |
|   | 1980 | 409.7                                     | 424.5 | 422.2 | 443.6 | 459.0 | 459.5 | 469.2  | 471.8 | 477.2 | 476.0 | 460.0 | 501.7 | ...   |
|   | 1981 | 502.6                                     | 506.1 | 506.6 | 513.9 | 520.8 | 531.4 | 528.1  | 535.8 | 530.1 | 514.1 | 525.3 | 534.9 | ...   |
|   | 1982 | 541.9                                     | 497.3 | 473.6 | 517.5 | 501.6 | 545.4 | 512.9  | 505.7 | 486.6 | 480.5 | 466.6 |       |       |
| D 310149  |      | 2   |       |       |       |       |       |        |       |       |       |       |       |       |
| Inventory owned - Total - Des stocks possédés                               | 1978 | 564.9                                     | 573.9 | 583.0 | 586.2 | 597.4 | 600.1 | 607.5  | 613.5 | 609.1 | 614.2 | 626.5 | 645.8 | ...   |
|   | 1979 | 645.9                                     | 658.4 | 687.7 | 691.1 | 715.6 | 712.7 | 699.1  | 721.7 | 727.8 | 710.4 | 743.5 | 759.9 | ...   |
|   | 1980 | 775.8                                     | 792.4 | 784.4 | 810.9 | 806.9 | 826.4 | 829.6  | 826.3 | 816.0 | 829.4 | 839.4 | 820.3 | ...   |
|   | 1981 | 830.1                                     | 847.5 | 878.3 | 846.8 | 850.6 | 835.3 | 837.4  | 834.3 | 832.9 | 844.5 | 858.5 | 886.5 | ...   |
|   | 1982 | 886.6                                     | 878.9 | 880.5 | 860.3 | 862.6 | 848.7 | 836.9  | 838.0 | 834.8 | 830.2 | 847.1 |       |       |
| D 310379  |      | 1   |       |       |       |       |       |        |       |       |       |       |       |       |
| Raw materials - Matières premières  | 1978 | 256.8                                     | 262.3 | 266.0 | 263.7 | 268.5 | 271.5 | 272.3  | 276.3 | 277.3 | 283.8 | 292.8 | 305.2 | ...   |
|   | 1979 | 319.1                                     | 327.7 | 340.0 | 347.8 | 365.2 | 359.7 | 344.9  | 359.4 | 363.0 | 340.0 | 366.1 | 370.4 | ...   |
|   | 1980 | 364.9                                     | 368.1 | 351.9 | 368.5 | 361.5 | 374.1 | 372.4  | 371.9 | 357.6 | 371.6 | 376.2 | 383.9 | ...   |
|   | 1981 | 393.6                                     | 395.9 | 415.9 | 393.8 | 390.9 | 384.7 | 385.6  | 382.4 | 375.4 | 381.9 | 388.8 | 417.5 | ...   |
|   | 1982 | 412.0                                     | 403.0 | 400.3 | 385.4 | 392.9 | 387.3 | 380.9  | 378.2 | 376.1 | 373.7 | 378.8 |       |       |
| D 310241  |      | 2   |       |       |       |       |       |        |       |       |       |       |       |       |
| Goods in process - Produits en cours  | 1978 | 117.4                                     | 123.1 | 126.0 | 131.6 | 135.3 | 136.6 | 139.4  | 140.9 | 137.9 | 137.7 | 143.1 | 146.5 | ...   |
|   | 1979 | 140.4                                     | 139.1 | 143.2 | 142.0 | 149.6 | 144.5 | 143.9  | 144.4 | 147.2 | 147.3 | 152.5 | 160.6 | ...   |
|   | 1980 | 171.7                                     | 175.7 | 180.7 | 184.3 | 180.5 | 185.4 | 188.7  | 189.6 | 191.7 | 194.6 | 195.8 | 165.6 | ...   |
|   | 1981 | 171.0                                     | 167.8 | 168.2 | 171.6 | 172.4 | 170.3 | 167.5  | 168.0 | 169.4 | 170.7 | 168.3 | 168.7 | ...   |
|   | 1982 | 184.4                                     | 180.0 | 180.4 | 176.9 | 176.5 | 168.6 | 170.0  | 163.1 | 168.5 | 172.5 | 177.2 |       |       |
| D 310287  |      | 2   |       |       |       |       |       |        |       |       |       |       |       |       |
| Finished products - Produits finis  | 1978 | 190.7                                     | 188.5 | 191.0 | 190.9 | 193.6 | 192.0 | 195.8  | 196.3 | 193.9 | 192.7 | 190.6 | 194.1 | ...   |
|   | 1979 | 186.4                                     | 191.6 | 204.5 | 201.3 | 200.8 | 208.5 | 210.3  | 217.9 | 217.6 | 223.1 | 224.9 | 228.9 | ...   |
|   | 1980 | 239.2                                     | 248.6 | 251.8 | 258.1 | 264.9 | 266.9 | 268.5  | 264.8 | 266.7 | 263.2 | 267.4 | 270.8 | ...   |
|   | 1981 | 265.5                                     | 283.8 | 294.2 | 281.4 | 287.3 | 280.3 | 284.3  | 283.9 | 288.1 | 291.9 | 301.4 | 300.3 | ...   |
|   | 1982 | 290.2                                     | 295.9 | 299.8 | 298.0 | 293.2 | 292.8 | 286.0  | 296.7 | 290.2 | 284.0 | 291.1 |       |       |
| D 310333  |      | 2   |       |       |       |       |       |        |       |       |       |       |       |       |

See footnote (1) at end of statistical tables. - Voir note (1) à la fin des tableaux statistiques.

TABLE 4. Estimated Value of Shipments, Orders and Inventory in Manufacturing Industries grouped according to an Economic Use Classification

TABLEAU 4. Valeur estimative des livraisons, commandes et stocks des industries manufacturières groupées d'après la classification économique en fonction de l'utilisation

|  |      | Month - Mois |            |               |                |            |              |               |              |         |         |         |         | Total    |
|--|------|--------------|------------|---------------|----------------|------------|--------------|---------------|--------------|---------|---------|---------|---------|----------|
|  |      | Jan<br>Janv  | Feb<br>Fév | March<br>Mars | April<br>Avril | May<br>Mai | June<br>Juin | July<br>Juili | Aug.<br>Août | Sept    | Oct     | Nov     | Dec     |          |
| millions of dollars - millions de dollars  |      |              |            |               |                |            |              |               |              |         |         |         |         |          |
| <b>NON-DURABLE CONSUMER GOODS INDUSTRIES - INDUSTRIE DES BIENS DE CONSOMMATION NON DURABLES:</b> |      |              |            |               |                |            |              |               |              |         |         |         |         |          |
| Unadjusted for seasonal variation -<br>Chiffres non-saisonnalisés:<br>Shipments - Livraisons     | 1978 | 2,601.2      | 2,732.9    | 2,940.7       | 2,772.2        | 3,080.8    | 3,182.2      | 2,950.0       | 3,243.5      | 3,344.8 | 3,397.4 | 3,449.5 | 3,275.2 | 36,970.4 |
|  | 1979 | 3,239.3      | 3,280.4    | 3,498.9       | 3,319.8        | 3,519.8    | 3,683.0      | 3,552.7       | 3,764.2      | 3,802.4 | 3,957.5 | 3,807.5 | 3,593.7 | 43,019.2 |
|  | 1980 | 3,538.6      | 3,691.3    | 3,863.2       | 3,668.1        | 3,915.3    | 4,038.3      | 4,090.8       | 4,076.1      | 4,320.1 | 4,507.7 | 4,300.6 | 4,409.2 | 48,419.3 |
|  | 1981 | 4,241.5      | 4,175.5    | 4,479.6       | 4,508.8        | 4,557.4    | 4,892.6      | 4,981.7       | 5,003.8      | 5,311.3 | 5,284.3 | 5,039.8 | 4,925.0 | 57,401.3 |
|  | 1982 | 4,458.8      | 4,627.3    | 5,069.8       | 4,516.4        | 4,947.3    | 5,239.8      | 5,022.8       | 5,336.0      | 5,361.6 | 5,248.3 | 5,310.1 |         |          |
| New orders - Nouvelles commandes   | 1978 | 2,621.7      | 2,722.0    | 2,980.6       | 2,812.4        | 3,105.8    | 3,187.6      | 2,944.9       | 3,238.6      | 3,346.9 | 3,367.8 | 3,427.6 | 3,291.5 | ...      |
|  | 1979 | 3,243.9      | 3,274.0    | 3,535.0       | 3,330.4        | 3,570.3    | 3,672.9      | 3,550.4       | 3,742.5      | 3,767.6 | 3,937.4 | 3,773.8 | 3,595.2 | ...      |
|  | 1980 | 3,573.7      | 3,662.2    | 3,882.4       | 3,718.6        | 3,940.0    | 4,009.8      | 4,096.1       | 4,098.6      | 4,280.2 | 4,500.1 | 4,299.1 | 4,444.2 | ...      |
|  | 1981 | 4,244.9      | 4,189.1    | 4,486.3       | 4,550.2        | 4,568.7    | 4,913.4      | 4,955.3       | 4,974.4      | 5,296.8 | 5,224.0 | 5,006.3 | 4,932.3 | ...      |
|  | 1982 | 4,519.0      | 4,565.4    | 5,062.7       | 4,553.6        | 4,980.8    | 5,239.9      | 5,018.3       | 5,306.3      | 5,340.9 | 5,198.7 | 5,280.6 |         |          |
| Unfilled orders - Commandes en carnet  | 1978 | 478.3        | 467.4      | 507.3         | 547.5          | 572.5      | 577.9        | 572.8         | 567.9        | 570.0   | 540.4   | 518.6   | 534.8   | ...      |
|  | 1979 | 539.3        | 533.0      | 569.1         | 579.7          | 630.2      | 620.0        | 617.7         | 595.9        | 561.1   | 541.1   | 507.3   | 508.8   | ...      |
|  | 1980 | 544.0        | 514.9      | 534.1         | 584.6          | 609.4      | 580.9        | 586.2         | 608.7        | 568.9   | 561.3   | 559.8   | 594.8   | ...      |
|  | 1981 | 598.1        | 611.8      | 618.5         | 659.9          | 671.2      | 692.0        | 665.6         | 636.2        | 621.7   | 561.3   | 527.8   | 535.1   | ...      |
|  | 1982 | 595.4        | 533.5      | 526.3         | 563.6          | 597.0      | 592.7        | 592.7         | 563.0        | 542.2   | 492.6   | 463.2   |         |          |
| Inventory owned - Total - Des stocks possédés  | 1978 | 4,468.7      | 4,553.7    | 4,670.9       | 4,732.2        | 4,687.9    | 4,842.8      | 4,764.4       | 4,773.9      | 4,818.6 | 4,813.3 | 4,845.0 | 4,879.2 | ...      |
|  | 1979 | 4,913.1      | 5,038.6    | 5,217.4       | 5,320.2        | 5,434.2    | 5,567.7      | 5,493.7       | 5,520.6      | 5,509.1 | 5,695.0 | 5,721.2 | 5,818.1 | ...      |
|  | 1980 | 5,983.9      | 6,076.7    | 6,269.5       | 6,509.2        | 6,536.5    | 6,576.7      | 6,487.9       | 6,556.8      | 6,503.9 | 6,483.8 | 6,488.1 | 6,723.2 | ...      |
|  | 1981 | 7,116.3      | 7,101.1    | 7,287.8       | 7,625.8        | 7,597.4    | 7,867.0      | 7,768.2       | 7,886.4      | 7,797.7 | 7,701.7 | 7,671.3 | 7,729.8 | ...      |
|  | 1982 | 7,896.6      | 8,113.2    | 8,166.5       | 8,096.5        | 7,986.4    | 8,075.6      | 7,917.5       | 7,830.8      | 7,785.7 | 7,595.4 | 7,755.0 |         |          |
| Raw materials - Matières premières   | 1978 | 1,913.9      | 1,953.2    | 2,075.5       | 2,079.1        | 2,117.7    | 2,198.6      | 2,150.4       | 2,149.6      | 2,146.5 | 2,171.0 | 2,142.1 | 2,180.5 | ...      |
|  | 1979 | 2,158.1      | 2,239.0    | 2,332.3       | 2,371.4        | 2,441.7    | 2,491.0      | 2,513.5       | 2,528.6      | 2,465.0 | 2,630.5 | 2,615.6 | 2,637.1 | ...      |
|  | 1980 | 2,664.3      | 2,675.7    | 2,722.6       | 2,937.1        | 2,928.7    | 2,907.4      | 2,950.8       | 2,940.9      | 2,912.8 | 2,936.8 | 2,870.0 | 3,019.9 | ...      |
|  | 1981 | 3,165.1      | 3,101.9    | 3,116.9       | 3,357.8        | 3,279.5    | 3,395.1      | 3,337.1       | 3,368.9      | 3,258.8 | 3,263.8 | 3,171.1 | 3,239.4 | ...      |
|  | 1982 | 3,192.6      | 3,450.4    | 3,431.7       | 3,342.9        | 3,287.5    | 3,321.9      | 3,304.5       | 3,254.7      | 3,175.3 | 3,062.3 | 3,237.8 |         |          |
| Goods in process - Produits en cours   | 1978 | 535.6        | 533.9      | 532.9         | 549.9          | 533.7      | 552.7        | 557.9         | 570.5        | 575.3   | 599.7   | 613.2   | 617.5   | ...      |
|  | 1979 | 620.1        | 623.1      | 630.4         | 637.6          | 672.5      | 675.0        | 645.4         | 645.9        | 668.7   | 681.4   | 688.0   | 685.5   | ...      |
|  | 1980 | 711.1        | 721.8      | 743.6         | 759.7          | 789.2      | 784.7        | 737.4         | 768.5        | 752.3   | 766.6   | 791.6   | 802.6   | ...      |
|  | 1981 | 850.4        | 855.7      | 857.2         | 884.0          | 899.6      | 932.7        | 906.9         | 903.3        | 932.9   | 951.1   | 979.9   | 937.9   | ...      |
|  | 1982 | 1,028.9      | 1,083.0    | 1,089.8       | 1,035.3        | 1,019.5    | 1,003.7      | 950.1         | 969.0        | 1,003.7 | 1,021.2 | 1,016.5 |         |          |
| Finished products - Produits finis   | 1978 | 2,019.1      | 2,066.4    | 2,062.5       | 2,103.0        | 2,036.9    | 2,091.4      | 2,056.0       | 2,053.7      | 2,096.7 | 2,092.5 | 2,089.7 | 2,081.1 | ...      |
|  | 1979 | 2,134.8      | 2,176.4    | 2,254.6       | 2,311.1        | 2,319.8    | 2,401.6      | 2,334.7       | 2,346.1      | 2,375.3 | 2,383.0 | 2,417.6 | 2,495.4 | ...      |
|  | 1980 | 2,608.4      | 2,679.0    | 2,803.2       | 2,812.3        | 2,818.5    | 2,884.5      | 2,799.6       | 2,847.3      | 2,838.7 | 2,780.3 | 2,826.4 | 2,900.6 | ...      |
|  | 1981 | 3,100.8      | 3,143.4    | 3,313.6       | 3,384.0        | 3,418.1    | 3,539.1      | 3,524.1       | 3,614.2      | 3,607.9 | 3,486.7 | 3,520.2 | 3,552.5 | ...      |
|  | 1982 | 3,675.2      | 3,579.8    | 3,645.6       | 3,718.4        | 3,679.4    | 3,750.0      | 3,662.9       | 3,607.1      | 3,606.8 | 3,511.9 | 3,500.6 |         |          |
| Adjusted for seasonal variation -<br>Chiffres désaisonnalisés(1):<br>Shipments - Livraisons      | 1978 | 2,812.4      | 2,867.3    | 2,878.4       | 2,948.1        | 3,030.4    | 3,069.7      | 3,041.1       | 3,131.4      | 3,213.9 | 3,263.9 | 3,349.1 | 3,367.1 | ...      |
|  | 1979 | 3,419.3      | 3,455.0    | 3,472.0       | 3,507.4        | 3,471.9    | 3,602.6      | 3,604.3       | 3,651.7      | 3,711.1 | 3,713.9 | 3,696.6 | 3,686.6 | ...      |
|  | 1980 | 3,713.5      | 3,764.6    | 3,917.9       | 3,794.5        | 3,931.5    | 3,985.3      | 4,043.2       | 4,082.0      | 4,100.8 | 4,215.4 | 4,284.5 | 4,397.4 | ...      |
|  | 1981 | 4,508.5      | 4,421.2    | 4,509.9       | 4,652.5        | 4,683.7    | 4,737.2      | 4,936.3       | 5,002.7      | 5,019.9 | 4,992.1 | 4,980.3 | 4,897.7 | ...      |
|  | 1982 | 4,838.4      | 4,903.3    | 5,002.2       | 4,687.6        | 5,081.1    | 5,052.9      | 5,032.4       | 5,289.2      | 5,051.8 | 5,061.8 | 5,148.6 |         |          |
| New orders - Nouvelles commandes   | 1978 | 2,825.6      | 2,866.9    | 2,900.9       | 2,952.5        | 3,033.4    | 3,076.6      | 3,047.9       | 3,148.9      | 3,237.3 | 3,240.4 | 3,346.0 | 3,379.4 | ...      |
|  | 1979 | 3,418.0      | 3,457.8    | 3,486.2       | 3,479.9        | 3,496.4    | 3,597.7      | 3,616.1       | 3,650.5      | 3,701.7 | 3,703.4 | 3,682.5 | 3,673.6 | ...      |
|  | 1980 | 3,746.2      | 3,742.4    | 3,915.8       | 3,807.9        | 3,932.9    | 3,963.3      | 4,060.3       | 4,120.4      | 4,087.6 | 4,221.9 | 4,307.0 | 4,415.4 | ...      |
|  | 1981 | 4,507.3      | 4,445.2    | 4,490.9       | 4,650.9        | 4,670.7    | 4,762.2      | 4,925.1       | 4,991.3      | 5,034.4 | 4,947.1 | 4,967.3 | 4,886.9 | ...      |
|  | 1982 | 4,897.0      | 4,847.1    | 4,972.3       | 4,687.8        | 5,092.1    | 5,058.6      | 5,039.7       | 5,275.0      | 5,056.8 | 5,026.9 | 5,136.8 |         |          |
| Unfilled orders - Commandes en carnet  | 1978 | 497.2        | 496.8      | 519.3         | 523.7          | 526.7      | 533.6        | 540.4         | 557.9        | 581.3   | 557.8   | 554.7   | 567.0   | ...      |
|  | 1979 | 563.0        | 565.8      | 580.0         | 552.5          | 577.0      | 572.1        | 583.9         | 582.7        | 573.3   | 562.8   | 548.7   | 535.7   | ...      |
|  | 1980 | 568.4        | 546.2      | 544.1         | 557.5          | 558.9      | 536.9        | 554.0         | 592.4        | 585.7   | 585.7   | 608.2   | 626.2   | ...      |
|  | 1981 | 625.0        | 649.0      | 630.0         | 628.4          | 615.4      | 640.4        | 629.2         | 617.8        | 632.3   | 587.3   | 574.3   | 563.5   | ...      |
|  | 1982 | 622.2        | 566.0      | 536.1         | 536.3          | 547.3      | 553.0        | 560.3         | 546.1        | 551.1   | 516.2   | 504.4   |         |          |
| Inventory owned - Total - Des stocks possédés  | 1978 | 4,547.2      | 4,615.4    | 4,624.3       | 4,645.0        | 4,610.4    | 4,695.2      | 4,722.5       | 4,759.9      | 4,838.5 | 4,869.9 | 4,930.7 | 4,989.8 | ...      |
|  | 1979 | 5,011.2      | 5,089.3    | 5,168.6       | 5,188.5        | 5,324.0    | 5,384.6      | 5,451.7       | 5,494.9      | 5,549.1 | 5,800.8 | 5,859.9 | 5,958.3 | ...      |
|  | 1980 | 6,104.3      | 6,134.4    | 6,212.0       | 6,335.6        | 6,397.4    | 6,355.4      | 6,447.0       | 6,531.6      | 6,560.3 | 6,611.1 | 6,661.4 | 6,877.6 | ...      |
|  | 1981 | 7,254.9      | 7,162.1    | 7,219.5       | 7,412.7        | 7,427.2    | 7,602.6      | 7,728.8       | 7,860.8      | 7,873.1 | 7,864.5 | 7,888.4 | 7,908.1 | ...      |
|  | 1982 | 8,038.8      | 8,177.3    | 8,090.6       | 7,865.6        | 7,802.1    | 7,804.1      | 7,882.9       | 7,812.0      | 7,866.2 | 7,761.8 | 7,978.8 |         |          |
| Raw materials - Matières premières   | 1978 | 1,970.6      | 2,011.2    | 2,058.6       | 2,044.1        | 2,070.8    | 2,118.5      | 2,102.5       | 2,125.5      | 2,161.7 | 2,141.4 | 2,186.0 | 2,227.8 | ...      |
|  | 1979 | 2,232.9      | 2,295.1    | 2,329.6       | 2,315.6        | 2,384.5    | 2,401.0      | 2,463.5       | 2,499.3      | 2,483.8 | 2,657.7 | 2,676.8 | 2,684.6 | ...      |
|  | 1980 | 2,757.4      | 2,739.4    | 2,727.7       | 2,860.9        | 2,862.9    | 2,804.6      | 2,897.4       | 2,908.4      | 2,937.9 | 2,960.1 | 2,942.9 | 3,067.8 | ...      |
|  | 1981 | 3,275.1      | 3,172.1    | 3,127.9       | 3,266.3        | 3,203.8    | 3,280.7      | 3,278.0       | 3,333.3      | 3,286.6 | 3,288.5 | 3,255.1 | 3,287.9 | ...      |
|  | 1982 | 3,303.2      | 3,526.6    | 3,446.0       | 3,249.6        | 3,210.4    | 3,212.6      | 3,246.7       | 3,221.2      | 3,205.4 | 3,084.8 | 3,325.3 |         |          |
| Goods in process - Produits en cours   | 1978 | 530.7        | 525.3      | 529.3         | 539.6          | 520.4      | 544.2        | 575.7         | 593.2        | 586.4   | 602.1   | 607.2   | 615.7   | ...      |
|  | 1979 | 612.0        | 616.0      | 625.8         | 623.5          | 652.2      | 659.7        | 662.6         | 674.4        | 683.6   | 687.4   | 686.2   | 691.0   | ...      |
|  | 1980 | 703.1        | 716.7      | 739.4         | 744.8          | 764.0      | 764.2        | 755.5         | 800.6        | 768.5   | 774.1   | 790.2   | 812.1   | ...      |
|  | 1981 | 841.0        | 850.9      | 852.6         | 867.3          | 869.4      | 905.9        | 928.9         | 940.4        | 953.0   | 961.6   | 980.0   | 951.3   | ...      |
|  | 1982 | 1,017.6      | 1,077.7    | 1,084.1       | 1,016.1        | 984.5      | 973.5        | 973.0         | 1,008.4      | 1,025.3 | 1,033.2 | 1,017.6 |         |          |
| Finished products - Produits finis   | 1978 | 2,045.9      | 2,078.9    | 2,036.4       | 2,061.3        | 2,019.2    | 2,032.5      | 2,044.3       | 2,041.2      | 2,090.4 | 2,126.4 | 2,137.5 | 2,146.3 | ...      |
|  | 1979 | 2,166.3      | 2,178.2    | 2,213.2       | 2,245.4        | 2,287.3    | 2,323.9      | 2,325.6       | 2,321.2      | 2,381.7 | 2,457.7 | 2,496.9 | 2,582   |          |

TABLE 4. Estimated Value of Shipments, Orders and Inventory in Manufacturing Industries grouped according to an Economic Use Classification

TABLEAU 4. Valeur estimative des livraisons, commandes et stocks des industries manufacturières groupées d'après la classification économique en fonction de l'utilisation

|   |      | Month - Mois                              |         |         |         |         |         |         |         |         |         |         |         | Total   |  |
|---|------|---|---------|---------|---------|---------|---------|---------|---------|---------|---------|---------|---------|---------|--|
|   |      | Jan                                       | Feb     | March   | April   | May     | June    | July    | Aug.    | Sept    | Oct.    | Nov     | Déc.    |         |  |
|   |      | Janv                                      | Fév     | Mars    | Avril   | Mai     | Jun     | Juill.  | Août    |         |         |         |         |         |  |
|   |      | millions of dollars - millions de dollars |         |         |         |         |         |         |         |         |         |         |         |         |  |
| <b>DURABLE CONSUMER GOODS INDUSTRIES - INDUSTRIES DES BIENS DE CONSOMMATION DURABLES:</b> |      |   |         |         |         |         |         |         |         |         |         |         |         |         |  |
| Unadjusted for seasonal variation - Chiffres non désaisonnalisés                          |      |   |         |         |         |         |         |         |         |         |         |         |         |         |  |
| Shipments - Livraisons  |      |   |         |         |         |         |         |         |         |         |         |         |         |         |  |
| D 310398  |      |   |         |         |         |         |         |         |         |         |         |         |         |         |  |
|   | 1978 | 312.7                                     | 377.3   | 388.2   | 375.4   | 405.9   | 419.9   | 347.9   | 412.6   | 478.3   | 482.1   | 483.0   | 422.1   | 4,905.4 |  |
|   | 1979 | 374.6                                     | 407.9   | 485.9   | 452.5   | 505.6   | 542.2   | 443.6   | 500.1   | 588.3   | 604.4   | 541.7   | 420.8   | 5,867.6 |  |
|   | 1980 | 457.2                                     | 501.0   | 516.7   | 483.4   | 493.1   | 542.7   | 488.7   | 496.1   | 615.6   | 632.4   | 581.7   | 513.4   | 6,322.0 |  |
|   | 1981 | 465.7                                     | 528.1   | 607.2   | 580.9   | 594.1   | 648.4   | 550.4   | 561.5   | 654.8   | 618.6   | 522.3   | 430.2   | 6,762.2 |  |
|   | 1982 | 378.9                                     | 441.9   | 523.3   | 485.9   | 482.4   | 533.8   | 451.8   | 510.2   | 596.0   | 602.1   | 569.6   |         |         |  |
| New orders - Nouvelles commandes  |      |   |         |         |         |         |         |         |         |         |         |         |         |         |  |
| D 310406  |      |   |         |         |         |         |         |         |         |         |         |         |         |         |  |
|   | 1978 | 356.4                                     | 387.1   | 382.0   | 355.4   | 414.4   | 428.7   | 370.6   | 420.8   | 487.0   | 492.9   | 470.2   | 391.8   |         |  |
|   | 1979 | 478.3                                     | 428.4   | 483.6   | 451.4   | 501.4   | 545.3   | 463.6   | 490.6   | 552.8   | 586.0   | 524.3   | 375.7   |         |  |
|   | 1980 | 540.9                                     | 534.3   | 480.4   | 472.2   | 524.6   | 536.9   | 519.8   | 475.9   | 603.8   | 641.3   | 564.9   | 520.0   |         |  |
|   | 1981 | 511.4                                     | 563.0   | 617.0   | 580.4   | 577.4   | 640.6   | 561.1   | 537.6   | 628.9   | 574.2   | 512.7   | 394.7   |         |  |
|   | 1982 | 419.6                                     | 442.0   | 508.4   | 465.3   | 474.3   | 537.4   | 447.7   | 498.9   | 591.4   | 585.1   | 556.5   |         |         |  |
| Unfilled orders - Commandes en carnet   |      |   |         |         |         |         |         |         |         |         |         |         |         |         |  |
| D 310414  |      |   |         |         |         |         |         |         |         |         |         |         |         |         |  |
|   | 1978 | 306.5                                     | 316.3   | 310.0   | 290.0   | 298.6   | 307.4   | 330.1   | 338.3   | 347.0   | 357.8   | 345.0   | 314.7   |         |  |
|   | 1979 | 418.4                                     | 439.0   | 436.7   | 435.6   | 431.4   | 434.5   | 454.5   | 445.1   | 409.5   | 391.2   | 373.8   | 328.7   |         |  |
|   | 1980 | 412.3                                     | 445.7   | 409.3   | 398.2   | 429.7   | 423.9   | 455.0   | 434.7   | 423.0   | 431.9   | 415.1   | 421.7   |         |  |
|   | 1981 | 467.5                                     | 502.3   | 512.2   | 511.7   | 495.0   | 487.2   | 497.9   | 474.0   | 448.1   | 403.7   | 394.0   | 358.6   |         |  |
|   | 1982 | 399.4                                     | 399.5   | 384.6   | 364.0   | 356.0   | 359.6   | 355.5   | 344.2   | 339.6   | 322.5   | 309.4   |         |         |  |
| Inventory held - Total - Des stocks détenus   |      |   |         |         |         |         |         |         |         |         |         |         |         |         |  |
| D 310446  |      |   |         |         |         |         |         |         |         |         |         |         |         |         |  |
|   | 1978 | 955.5                                     | 974.2   | 998.9   | 1,009.0 | 1,032.1 | 1,030.7 | 1,000.8 | 994.1   | 984.6   | 988.3   | 1,015.0 | 1,054.5 |         |  |
|   | 1979 | 1,132.5                                   | 1,168.9 | 1,230.6 | 1,263.8 | 1,321.9 | 1,323.9 | 1,291.9 | 1,293.1 | 1,284.7 | 1,247.1 | 1,273.6 | 1,317.2 |         |  |
|   | 1980 | 1,352.5                                   | 1,372.4 | 1,377.2 | 1,438.8 | 1,445.1 | 1,450.3 | 1,383.5 | 1,361.0 | 1,325.8 | 1,311.6 | 1,321.1 | 1,328.8 |         |  |
|   | 1981 | 1,408.9                                   | 1,441.4 | 1,501.3 | 1,521.5 | 1,574.3 | 1,587.4 | 1,522.6 | 1,509.4 | 1,496.1 | 1,480.5 | 1,486.5 | 1,517.9 |         |  |
|   | 1982 | 1,527.5                                   | 1,534.7 | 1,522.2 | 1,553.2 | 1,514.9 | 1,505.4 | 1,424.8 | 1,402.8 | 1,347.0 | 1,300.1 | 1,292.5 |         |         |  |
| Raw materials - Matières premières  |      |   |         |         |         |         |         |         |         |         |         |         |         |         |  |
| D 310422  |      |   |         |         |         |         |         |         |         |         |         |         |         |         |  |
|   | 1978 | 423.8                                     | 437.4   | 446.5   | 441.7   | 450.6   | 453.4   | 458.2   | 469.6   | 470.9   | 479.5   | 484.1   | 505.1   |         |  |
|   | 1979 | 557.4                                     | 571.5   | 593.3   | 604.5   | 635.0   | 629.2   | 629.4   | 638.9   | 640.2   | 607.1   | 608.1   | 626.6   |         |  |
|   | 1980 | 633.8                                     | 634.3   | 627.6   | 659.7   | 650.2   | 646.2   | 627.3   | 630.4   | 610.9   | 615.4   | 620.9   | 629.7   |         |  |
|   | 1981 | 672.4                                     | 676.8   | 691.4   | 683.2   | 701.0   | 701.0   | 692.8   | 693.3   | 683.1   | 676.4   | 665.1   | 690.8   |         |  |
|   | 1982 | 692.2                                     | 685.2   | 668.9   | 677.5   | 639.5   | 634.0   | 609.9   | 615.4   | 595.9   | 576.4   | 568.9   |         |         |  |
| Goods in process - Produits en cours  |      |   |         |         |         |         |         |         |         |         |         |         |         |         |  |
| D 310430  |      |   |         |         |         |         |         |         |         |         |         |         |         |         |  |
|   | 1978 | 157.5                                     | 158.5   | 161.2   | 168.5   | 169.0   | 168.1   | 164.6   | 172.0   | 169.0   | 171.6   | 178.7   | 178.7   |         |  |
|   | 1979 | 176.5                                     | 178.0   | 184.7   | 190.6   | 195.6   | 194.9   | 189.9   | 193.7   | 196.1   | 188.7   | 195.9   | 202.2   |         |  |
|   | 1980 | 206.4                                     | 210.3   | 205.9   | 211.9   | 210.6   | 210.9   | 209.2   | 213.9   | 212.6   | 211.9   | 213.4   | 209.4   |         |  |
|   | 1981 | 220.4                                     | 224.5   | 235.5   | 242.6   | 249.5   | 260.3   | 250.5   | 247.5   | 250.4   | 234.8   | 241.5   | 231.7   |         |  |
|   | 1982 | 239.8                                     | 239.5   | 232.8   | 244.9   | 230.6   | 225.7   | 215.3   | 214.8   | 205.0   | 191.9   | 191.1   |         |         |  |
| Finished products - Produits finis  |      |   |         |         |         |         |         |         |         |         |         |         |         |         |  |
| D 310438  |      |   |         |         |         |         |         |         |         |         |         |         |         |         |  |
|   | 1978 | 374.1                                     | 378.2   | 391.1   | 398.7   | 412.4   | 409.1   | 377.9   | 352.4   | 344.6   | 332.2   | 352.1   | 370.7   |         |  |
|   | 1979 | 398.5                                     | 419.3   | 452.4   | 468.5   | 491.2   | 499.7   | 472.5   | 460.3   | 448.3   | 451.2   | 469.5   | 488.2   |         |  |
|   | 1980 | 512.1                                     | 527.7   | 543.7   | 567.0   | 584.3   | 593.1   | 546.9   | 516.6   | 502.2   | 484.2   | 492.6   | 489.5   |         |  |
|   | 1981 | 516.0                                     | 540.1   | 574.3   | 595.6   | 623.7   | 626.1   | 579.2   | 568.5   | 569.3   | 569.3   | 579.8   | 595.3   |         |  |
|   | 1982 | 595.5                                     | 610.0   | 620.5   | 630.9   | 644.9   | 645.7   | 599.6   | 572.6   | 546.2   | 531.8   | 532.4   |         |         |  |
| Adjusted for seasonal variation - Chiffres désaisonnalisés (1): Shipments - Livraisons    |      |   |         |         |         |         |         |         |         |         |         |         |         |         |  |
| D 310463  |      |   |         |         |         |         |         |         |         |         |         |         |         |         |  |
|   | 1978 | 370.7                                     | 405.1   | 377.7   | 392.3   | 398.5   | 398.0   | 389.0   | 412.5   | 424.5   | 427.8   | 439.7   | 465.9   |         |  |
|   | 1979 | 440.1                                     | 438.3   | 473.0   | 476.7   | 494.2   | 511.8   | 492.2   | 505.1   | 521.4   | 521.2   | 503.8   | 467.9   |         |  |
|   | 1980 | 537.7                                     | 522.6   | 510.1   | 498.1   | 490.3   | 513.5   | 527.8   | 517.7   | 513.2   | 543.1   | 556.4   | 557.3   |         |  |
|   | 1981 | 559.4                                     | 568.6   | 594.1   | 597.9   | 602.9   | 599.9   | 599.7   | 585.2   | 559.2   | 534.9   | 501.1   | 464.3   |         |  |
|   | 1982 | 465.9                                     | 475.8   | 500.8   | 506.0   | 487.8   | 489.3   | 497.0   | 528.9   | 506.9   | 531.2   | 537.6   |         |         |  |
| New orders - Nouvelles commandes  |      |   |         |         |         |         |         |         |         |         |         |         |         |         |  |
| D 310471  |      |   |         |         |         |         |         |         |         |         |         |         |         |         |  |
|   | 1978 | 383.2                                     | 414.9   | 383.6   | 383.7   | 406.6   | 406.5   | 398.2   | 416.4   | 438.3   | 439.5   | 437.6   | 449.6   |         |  |
|   | 1979 | 494.7                                     | 454.3   | 487.7   | 496.1   | 486.8   | 512.8   | 493.0   | 504.0   | 499.3   | 506.9   | 507.4   | 431.9   |         |  |
|   | 1980 | 569.3                                     | 549.9   | 484.3   | 505.4   | 517.5   | 505.3   | 538.9   | 510.1   | 535.8   | 558.1   | 559.0   | 578.6   |         |  |
|   | 1981 | 538.3                                     | 595.0   | 613.7   | 620.1   | 580.2   | 589.5   | 588.4   | 576.9   | 552.8   | 496.0   | 510.7   | 436.7   |         |  |
|   | 1982 | 448.9                                     | 469.7   | 494.3   | 502.1   | 475.4   | 491.0   | 477.2   | 529.2   | 517.4   | 519.3   | 539.6   |         |         |  |
| Unfilled orders - Commandes en carnet   |      |   |         |         |         |         |         |         |         |         |         |         |         |         |  |
| D 310479  |      |   |         |         |         |         |         |         |         |         |         |         |         |         |  |
|   | 1978 | 292.1                                     | 301.9   | 307.8   | 299.2   | 307.3   | 315.8   | 325.0   | 328.9   | 342.7   | 354.4   | 352.3   | 336.0   |         |  |
|   | 1979 | 397.7                                     | 413.7   | 423.4   | 442.8   | 435.4   | 436.4   | 437.2   | 436.1   | 414.0   | 399.7   | 398.3   | 362.3   |         |  |
|   | 1980 | 393.9                                     | 421.2   | 395.4   | 402.7   | 429.9   | 421.7   | 432.8   | 425.2   | 429.8   | 444.8   | 447.4   | 468.7   |         |  |
|   | 1981 | 447.6                                     | 474.0   | 493.6   | 515.8   | 493.1   | 482.7   | 471.4   | 463.1   | 456.7   | 417.8   | 427.4   | 399.8   |         |  |
|   | 1982 | 382.8                                     | 376.7   | 370.2   | 366.3   | 353.9   | 355.6   | 335.8   | 336.1   | 346.6   | 334.7   | 336.7   |         |         |  |
| Inventory held - Total - Des stocks détenus   |      |   |         |         |         |         |         |         |         |         |         |         |         |         |  |
| D 310511  |      |   |         |         |         |         |         |         |         |         |         |         |         |         |  |
|   | 1978 | 961.5                                     | 959.0   | 971.0   | 977.7   | 986.7   | 994.5   | 997.1   | 1,005.8 | 1,013.8 | 1,030.1 | 1,055.3 | 1,088.3 |         |  |
|   | 1979 | 1,136.8                                   | 1,156.5 | 1,194.7 | 1,223.6 | 1,257.0 | 1,269.7 | 1,287.4 | 1,310.1 | 1,323.8 | 1,311.2 | 1,336.9 | 1,360.7 |         |  |
|   | 1980 | 1,359.3                                   | 1,362.1 | 1,336.3 | 1,390.3 | 1,367.5 | 1,382.1 | 1,377.1 | 1,378.9 | 1,368.8 | 1,383.9 | 1,396.6 | 1,374.7 |         |  |
|   | 1981 | 1,416.6                                   | 1,432.4 | 1,456.4 | 1,469.3 | 1,488.1 | 1,511.8 | 1,515.5 | 1,528.7 | 1,545.2 | 1,566.7 | 1,568.3 | 1,573.2 |         |  |
|   | 1982 | 1,537.2                                   | 1,526.2 | 1,475.1 | 1,498.3 | 1,428.0 | 1,428.3 | 1,417.2 | 1,422.5 | 1,394.6 | 1,379.4 | 1,366.8 |         |         |  |
| Raw materials - Matières premières  |      |   |         |         |         |         |         |         |         |         |         |         |         |         |  |
| D 310487  |      |   |         |         |         |         |         |         |         |         |         |         |         |         |  |
|   | 1978 | 428.2                                     | 433.6   | 440.7   | 441.1   | 444.3   | 450.8   | 453.5   | 464.4   | 469.8   | 483.6   | 499.4   | 516.0   |         |  |
|   | 1979 | 557.6                                     | 565.1   | 581.3   | 600.0   | 619.3   | 620.8   | 627.5   | 637.0   | 643.7   | 620.1   | 634.3   | 640.0   |         |  |
|   | 1980 | 633.0                                     | 627.6   | 614.4   | 654.1   | 632.1   | 635.0   | 625.8   | 628.0   | 615.4   | 631.0   | 649.6   | 644.1   |         |  |
|   | 1981 | 670.8                                     | 669.9   | 676.2   | 676.8   | 680.0   | 687.4   | 691.6   | 690.5   |         |         |         |         |         |  |



TABLE 4. Estimated Value of Shipments, Orders and Inventory in Manufacturing Industries grouped according to an Economic Use Classification

TABLEAU 4. Valeur estimative des livraisons, commandes et stocks des industries manufacturières groupées d'après la classification économique en fonction de l'utilisation

|  |   | Month - Mois                              |          |          |          |          |          |          |          |          |          |          |          | Total    |          |
|--|---|---|----------|----------|----------|----------|----------|----------|----------|----------|----------|----------|----------|----------|----------|
|  |   | Jan                                       | Feb      | March    | April    | May      | June     | July     | Aug.     | Sept.    | Oct      | Nov      | Dec.     |          |          |
|  |   | Janv.                                     | Fev.     | Mars     | Avril    | Mai      | Jun      | Juill.   | Août     |          |          |          |          |          |          |
|  |   | millions de dollars - millions de dollars |          |          |          |          |          |          |          |          |          |          |          |          |          |
| <b>MACHINERY AND EQUIPMENT INDUSTRIES -<br/>INDUSTRIES DES MACHINES ET DU<br/>MATÉRIEL:</b>    |   |   |          |          |          |          |          |          |          |          |          |          |          |          |          |
| Unadjusted for seasonal variation -<br>Chiffres non-désaisonnalisés:<br>Shipments - Livraisons |   | 1978                                      | 751.4    | 792.3    | 965.4    | 882.1    | 912.4    | 992.2    | 758.4    | 799.7    | 1,020.6  | 996.1    | 1,001.3  | 1,060.5  | 10,932.4 |
|  |   | 1979                                      | 942.5    | 1,030.4  | 1,265.2  | 1,090.8  | 1,180.6  | 1,235.6  | 1,052.1  | 1,115.5  | 1,232.6  | 1,269.7  | 1,296.2  | 1,296.7  | 14,007.9 |
|  |   | 1980                                      | 1,193.8  | 1,336.1  | 1,546.4  | 1,428.8  | 1,432.8  | 1,434.1  | 1,284.8  | 1,222.3  | 1,440.7  | 1,534.5  | 1,480.5  | 1,582.8  | 16,917.6 |
|  |   | 1981                                      | 1,350.6  | 1,529.7  | 1,817.8  | 1,683.9  | 1,658.4  | 1,727.4  | 1,528.0  | 1,436.5  | 1,754.7  | 1,681.2  | 1,693.2  | 1,749.5  | 19,610.9 |
|  |   | 1982                                      | 1,445.7  | 1,505.3  | 1,878.6  | 1,556.3  | 1,555.4  | 1,605.8  | 1,331.7  | 1,289.9  | 1,562.7  | 1,430.4  | 1,458.6  |          |          |
| D 310399   |   |   |          |          |          |          |          |          |          |          |          |          |          |          |          |
| New orders - Nouvelles commandes   |   | 1978                                      | 870.2    | 857.7    | 1,121.7  | 1,001.0  | 1,034.6  | 1,038.7  | 787.0    | 875.5    | 1,330.7  | 1,262.5  | 1,083.9  | 1,350.9  |          |
|  |   | 1979                                      | 1,732.3  | 1,103.6  | 1,595.8  | 1,400.8  | 1,161.7  | 1,291.1  | 1,084.7  | 1,399.0  | 1,115.7  | 1,451.8  | 1,841.5  | 1,116.6  |          |
|  |   | 1980                                      | 2,164.0  | 1,672.1  | 1,936.6  | 1,546.4  | 1,052.6  | 1,405.0  | 1,279.2  | 1,193.2  | 1,388.5  | 1,375.8  | 1,482.5  | 1,565.9  |          |
|  |   | 1981                                      | 1,735.3  | 1,503.8  | 2,056.5  | 1,723.6  | 1,423.8  | 1,525.1  | 1,665.2  | 1,220.4  | 2,005.0  | 1,473.7  | 1,523.9  | 1,652.6  |          |
|  |   | 1982                                      | 1,391.0  | 1,552.5  | 1,771.7  | 1,633.8  | 1,335.2  | 1,518.0  | 1,235.1  | 1,011.7  | 1,335.4  | 1,217.7  | 2,253.5  |          |          |
| D 310407   |   |   |          |          |          |          |          |          |          |          |          |          |          |          |          |
| Unfilled orders - Commandes en carnet  |   | 1978                                      | 6,241.8  | 6,307.2  | 6,463.6  | 6,582.6  | 6,704.7  | 6,751.2  | 6,779.8  | 6,855.7  | 7,165.8  | 7,432.2  | 7,514.8  | 7,805.2  |          |
|  |   | 1979                                      | 8,595.0  | 8,668.2  | 8,998.8  | 9,308.9  | 9,289.9  | 9,345.5  | 9,378.0  | 9,661.4  | 9,544.5  | 9,726.6  | 10,272.0 | 10,091.9 |          |
|  |   | 1980                                      | 11,062.0 | 11,398.0 | 11,788.2 | 11,905.8 | 11,525.6 | 11,496.6 | 11,491.0 | 11,461.9 | 11,409.7 | 11,251.0 | 11,253.0 | 11,236.0 |          |
|  |   | 1981                                      | 11,620.7 | 11,594.8 | 11,833.5 | 11,873.2 | 11,638.6 | 11,436.3 | 11,573.5 | 11,357.4 | 11,607.7 | 11,400.2 | 11,230.9 | 11,134.0 |          |
|  |   | 1982                                      | 11,079.4 | 11,126.7 | 11,019.7 | 11,097.2 | 10,877.0 | 10,789.2 | 10,692.5 | 10,414.3 | 10,187.0 | 9,974.3  | 10,769.2 |          |          |
| D 310415   |   |   |          |          |          |          |          |          |          |          |          |          |          |          |          |
| Inventory owned - Total - Des stocks<br>possédés   |   | 1978                                      | 2,698.0  | 2,779.5  | 2,832.0  | 2,892.1  | 2,892.1  | 2,903.1  | 2,876.4  | 2,911.3  | 2,966.8  | 2,966.5  | 3,045.0  | 3,075.0  |          |
|  |   | 1979                                      | 3,249.4  | 3,388.1  | 3,498.7  | 3,553.3  | 3,737.3  | 3,805.6  | 3,845.7  | 3,979.6  | 4,094.3  | 4,167.2  | 4,231.8  | 4,333.3  |          |
|  |   | 1980                                      | 4,397.3  | 4,554.5  | 4,672.8  | 4,817.9  | 4,927.1  | 4,995.3  | 5,036.0  | 5,144.2  | 5,220.4  | 5,319.9  | 5,348.1  | 5,390.0  |          |
|  |   | 1981                                      | 5,316.9  | 5,487.8  | 5,568.9  | 5,649.5  | 5,708.9  | 5,851.4  | 5,805.1  | 5,877.4  | 5,892.3  | 5,974.1  | 6,017.5  | 6,002.7  |          |
|  |   | 1982                                      | 6,105.9  | 6,191.0  | 6,285.2  | 6,316.3  | 6,394.7  | 6,336.3  | 6,274.2  | 6,288.2  | 6,213.2  | 6,174.8  | 6,087.6  |          |          |
| D 310457   |   |   |          |          |          |          |          |          |          |          |          |          |          |          |          |
| Inventory held but not owned - Stocks<br>détenus mais non possédés                             |   | 1978                                      | 688.4    | 674.0    | 679.4    | 721.9    | 735.5    | 722.0    | 737.7    | 733.8    | 760.9    | 785.9    | 767.7    | 778.4    |          |
|  |   | 1979                                      | 724.6    | 714.3    | 700.6    | 755.3    | 713.4    | 749.8    | 800.8    | 804.3    | 762.6    | 775.4    | 823.8    | 840.2    |          |
|  |   | 1980                                      | 876.5    | 905.1    | 900.8    | 875.3    | 888.7    | 933.4    | 908.0    | 925.3    | 895.1    | 943.4    | 996.3    | 1,035.3  |          |
|  |   | 1981                                      | 1,082.4  | 1,069.1  | 1,147.1  | 1,111.4  | 1,073.9  | 1,060.8  | 1,090.1  | 1,086.4  | 1,113.2  | 1,132.9  | 1,142.9  | 1,022.4  |          |
|  |   | 1982                                      | 949.0    | 966.9    | 1,005.4  | 1,026.5  | 982.2    | 995.0    | 1,033.3  | 963.5    | 939.3    | 973.0    | 913.9    |          |          |
| D 310453   |   |   |          |          |          |          |          |          |          |          |          |          |          |          |          |
| Inventory held - Total - Des stocks<br>détenus   |   | 1978                                      | 3,386.5  | 3,453.6  | 3,511.5  | 3,614.1  | 3,627.6  | 3,625.2  | 3,614.2  | 3,645.2  | 3,727.7  | 3,752.5  | 3,812.8  | 3,853.4  |          |
|  |   | 1979                                      | 3,974.0  | 4,102.4  | 4,199.3  | 4,308.6  | 4,450.7  | 4,555.5  | 4,646.6  | 4,784.0  | 4,857.0  | 4,942.6  | 5,055.6  | 5,173.5  |          |
|  |   | 1980                                      | 5,273.9  | 5,459.6  | 5,573.6  | 5,693.2  | 5,815.9  | 5,928.8  | 5,944.1  | 6,069.5  | 6,115.5  | 6,263.3  | 6,344.4  | 6,425.3  |          |
|  |   | 1981                                      | 6,399.4  | 6,557.0  | 6,716.0  | 6,760.9  | 6,782.9  | 6,912.2  | 6,895.3  | 6,963.8  | 7,005.5  | 7,107.0  | 7,160.4  | 7,025.2  |          |
|  |   | 1982                                      | 7,054.9  | 7,157.9  | 7,290.6  | 7,342.9  | 7,376.9  | 7,331.4  | 7,307.5  | 7,251.7  | 7,152.6  | 7,147.8  | 7,001.5  |          |          |
| D 310447   |   |   |          |          |          |          |          |          |          |          |          |          |          |          |          |
| Raw materials - Matières premières   |   | 1978                                      | 1,064.1  | 1,090.7  | 1,111.5  | 1,117.7  | 1,126.5  | 1,125.6  | 1,155.2  | 1,157.7  | 1,183.2  | 1,190.2  | 1,215.8  | 1,252.7  |          |
|  |   | 1979                                      | 1,258.6  | 1,297.0  | 1,322.0  | 1,373.2  | 1,445.3  | 1,477.2  | 1,489.4  | 1,562.1  | 1,612.6  | 1,625.9  | 1,627.8  | 1,736.6  |          |
|  |   | 1980                                      | 1,755.1  | 1,793.5  | 1,836.2  | 1,859.0  | 1,873.7  | 1,895.4  | 1,948.7  | 2,041.0  | 2,085.1  | 2,081.4  | 2,083.7  | 2,136.7  |          |
|  |   | 1981                                      | 2,135.4  | 2,132.3  | 2,174.0  | 2,168.4  | 2,245.8  | 2,208.4  | 2,212.5  | 2,259.0  | 2,237.3  | 2,254.3  | 2,255.4  |          |          |
|  |   | 1982                                      | 2,225.9  | 2,215.1  | 2,241.0  | 2,234.9  | 2,228.2  | 2,179.9  | 2,160.7  | 2,145.5  | 2,098.4  | 2,054.1  | 2,020.8  |          |          |
| D 310423   |   |   |          |          |          |          |          |          |          |          |          |          |          |          |          |
| Goods in process - Produits en cours   |   | 1978                                      | 1,757.8  | 1,787.7  | 1,802.4  | 1,878.0  | 1,882.4  | 1,887.8  | 1,871.4  | 1,908.4  | 1,966.6  | 1,982.8  | 1,999.3  | 2,003.9  |          |
|  |   | 1979                                      | 2,070.2  | 2,146.6  | 2,195.4  | 2,266.9  | 2,315.4  | 2,370.7  | 2,444.9  | 2,508.0  | 2,514.0  | 2,562.2  | 2,676.5  | 2,691.1  |          |
|  |   | 1980                                      | 2,746.1  | 2,865.8  | 2,918.1  | 2,982.2  | 3,061.0  | 3,132.5  | 3,106.4  | 3,142.2  | 3,126.6  | 3,269.2  | 3,347.9  | 3,403.6  |          |
|  |   | 1981                                      | 3,459.3  | 3,576.0  | 3,667.0  | 3,689.0  | 3,645.8  | 3,767.6  | 3,747.9  | 3,786.4  | 3,803.6  | 3,894.0  | 3,926.2  | 3,796.3  |          |
|  |   | 1982                                      | 3,838.7  | 3,912.2  | 4,015.3  | 4,047.2  | 4,096.6  | 4,092.0  | 4,126.0  | 4,089.3  | 4,061.0  | 4,123.7  | 4,019.9  |          |          |
| D 310431   |   |   |          |          |          |          |          |          |          |          |          |          |          |          |          |
| Finished products - Produits fins  |   | 1978                                      | 564.5    | 575.0    | 597.5    | 618.2    | 618.5    | 611.7    | 587.5    | 579.0    | 577.9    | 579.3    | 597.6    | 596.7    |          |
|  |   | 1979                                      | 645.2    | 658.8    | 681.8    | 668.4    | 689.9    | 707.4    | 712.2    | 713.8    | 730.2    | 754.4    | 751.2    | 745.8    |          |
|  |   | 1980                                      | 772.7    | 800.2    | 819.2    | 851.9    | 881.1    | 900.7    | 888.9    | 886.2    | 903.8    | 912.6    | 912.7    | 884.8    |          |
|  |   | 1981                                      | 804.6    | 848.6    | 874.9    | 903.5    | 891.2    | 936.1    | 934.7    | 918.3    | 932.5    | 975.6    | 979.8    | 973.4    |          |
|  |   | 1982                                      | 990.2    | 1,030.6  | 1,034.3  | 1,060.7  | 1,052.1  | 1,059.5  | 1,020.8  | 1,016.9  | 993.1    | 970.1    | 960.9    |          |          |
| D 310439   |   |   |          |          |          |          |          |          |          |          |          |          |          |          |          |
| Adjusted for seasonal variation -<br>Chiffres désaisonnalisés (1):<br>Shipments - Livraisons   |   | 1978                                      | 850.1    | 827.3    | 832.5    | 867.9    | 884.5    | 898.4    | 881.0    | 876.9    | 1,010.4  | 982.9    | 983.6    | 1,037.9  |          |
|  |   | 1979                                      | 1,044.3  | 1,068.4  | 1,095.9  | 1,062.0  | 1,129.8  | 1,152.1  | 1,192.9  | 1,238.7  | 1,234.1  | 1,239.1  | 1,290.7  | 1,278.4  |          |
|  |   | 1980                                      | 1,319.0  | 1,332.9  | 1,356.9  | 1,365.1  | 1,388.2  | 1,357.8  | 1,416.1  | 1,398.4  | 1,422.1  | 1,491.6  | 1,494.7  | 1,528.7  |          |
|  |   | 1981                                      | 1,512.6  | 1,578.9  | 1,586.0  | 1,604.5  | 1,623.5  | 1,629.1  | 1,677.7  | 1,650.7  | 1,714.7  | 1,659.0  | 1,700.2  | 1,680.9  |          |
|  |   | 1982                                      | 1,639.9  | 1,552.3  | 1,609.7  | 1,496.0  | 1,524.4  | 1,502.1  | 1,478.5  | 1,477.8  | 1,522.1  | 1,430.4  | 1,449.7  |          |          |
| D 310464   | 3 |   |          |          |          |          |          |          |          |          |          |          |          |          |          |
| New orders - Nouvelles commandes   |   | 1978                                      | 906.6    | 821.0    | 923.4    | 948.5    | 1,102.5  | 964.5    | 958.0    | 863.6    | 1,431.6  | 1,254.6  | 1,066.4  | 1,407.6  |          |
|  |   | 1979                                      | 1,561.5  | 1,043.6  | 1,285.1  | 1,318.5  | 1,307.4  | 1,319.4  | 1,316.1  | 1,481.8  | 1,215.5  | 1,513.2  | 1,801.9  | 1,226.0  |          |
|  |   | 1980                                      | 1,898.4  | 1,566.1  | 1,534.4  | 1,423.2  | 1,284.5  | 1,493.5  | 1,515.7  | 1,353.7  | 1,464.8  | 1,443.2  | 1,442.4  | 1,632.0  |          |
|  |   | 1981                                      | 1,434.9  | 1,467.3  | 1,611.1  | 1,588.9  | 1,676.2  | 1,605.0  | 1,916.6  | 1,426.5  | 2,051.0  | 1,582.5  | 1,464.3  | 1,692.4  |          |
|  |   | 1982                                      | 1,111.2  | 1,525.4  | 1,307.8  | 1,521.4  | 1,578.5  | 1,587.0  | 1,473.6  | 1,195.8  | 1,359.4  | 1,340.4  | 2,205.4  |          |          |
| D 310472   | 6 |   |          |          |          |          |          |          |          |          |          |          |          |          |          |
| Unfilled orders - Commandes en carnet  |   | 1978                                      | 6,287.3  | 6,281.0  | 6,371.9  | 6,452.5  | 6,670.5  | 6,736.6  | 6,813.6  | 6,800.3  | 7,221.5  | 7,493.2  | 7,576.0  | 7,945.7  |          |
|  |   | 1979                                      | 8,571.9  | 8,547.1  | 8,736.3  | 8,992.8  | 9,170.4  | 9,337.7  | 9,460.9  | 9,704.0  | 9,685.4  | 9,959.5  | 10,470.7 | 10,418.3 |          |
|  |   | 1980                                      | 10,997.7 | 11,230.9 | 11,408.4 | 11,466.5 | 11,362.8 | 11,498.5 | 11,598.1 | 11,553.4 | 11,596.1 | 11,547.7 | 11,495.4 | 11,598.7 |          |
|  |   | 1981                                      | 11,521.0 | 11,409.4 | 11,434.5 | 11,418.9 | 11,471.6 | 11,447.5 | 11,686.4 | 11,462.2 | 11,798.5 | 11,722.0 | 11,486.1 | 11,497.6 |          |
|  |   | 1982                                      | 10,968.7 | 10,941.8 | 10,639.9 | 10,665.3 | 10,719.4 | 10,804.3 | 10,799.4 | 10,517.4 | 10,354.7 | 10,264.7 | 11,020.4 |          |          |
| D 310480   | 1 |   |          |          |          |          |          |          |          |          |          |          |          |          |          |
| Inventory owned - Total - Des stocks<br>possédés   |   | 1978                                      | 2,704.1  | 2,749.4  | 2,791.5  | 2,841.4  | 2,850.8  | 2,879.7  | 2,887.7  | 2,935.8  | 2,984.6  | 3,006.7  | 3,081.1  | 3,135.4  |          |
|  |   | 1979                                      | 3,266.9  | 3,366.6  | 3,471.3  | 3,507.2  | 3,693.2  | 3,781.4  | 3,862.0  | 3,996.5  | 4,105.8  | 4,186.0  | 4,260.4  | 4,384.1  |          |
|  |   | 1980                                      | 4,430.8  | 4,533.2  | 4,649.0  | 4,764.2  | 4,872.6  | 4        |          |          |          |          |          |          |          |



TABLE 4. Estimated Value of Shipments, Orders and Inventory in Manufacturing Industries grouped according to an Economic Use Classification

TABLEAU 4. Valeur estimative des livraisons, commandes et stocks des industries manufacturières groupées d'après la classification économique en fonction de l'utilisation

|  |      | Month - Mois                              |         |         |         |         |         |         |         |         |         |         |           | Total    |
|--|------|---|---------|---------|---------|---------|---------|---------|---------|---------|---------|---------|-----------|----------|
|  |      | Jan.                                      | Feb.    | March   | April   | May     | June    | July    | Aug.    | Sept.   | Oct.    | Nov.    | Dec.      |          |
|  |      | Janv.                                     | Fév.    | Mars    | Avril   | Mai     | Jun     | Juill.  | Août    |         |         |         |           |          |
|  |      | millions of dollars - millions de dollars |         |         |         |         |         |         |         |         |         |         |           |          |
| Inventory held - Total - Des stocks détenus  | 1978 | 3,392.5                                   | 3,423.4 | 3,470.9 | 3,563.3 | 3,586.3 | 3,601.7 | 3,625.4 | 3,669.6 | 3,745.5 | 3,792.6 | 3,848.8 | 3,913.9   | ...      |
|  | 1979 | 3,991.5                                   | 4,080.9 | 4,171.9 | 4,262.5 | 4,406.6 | 4,531.2 | 4,662.8 | 4,800.8 | 4,868.4 | 4,961.4 | 5,084.2 | 5,224.3   | ...      |
|  | 1980 | 5,307.3                                   | 5,438.3 | 5,549.8 | 5,639.5 | 5,761.3 | 5,890.6 | 5,960.9 | 6,083.9 | 6,131.9 | 6,280.1 | 6,379.9 | 6,488.6   | ...      |
|  | 1981 | 6,444.2                                   | 6,532.6 | 6,693.2 | 6,702.3 | 6,719.2 | 6,866.8 | 6,914.7 | 6,977.6 | 7,030.0 | 7,122.8 | 7,202.1 | 7,098.7   | ...      |
| D 310512   | 1982 | 7,106.2                                   | 7,130.6 | 7,266.9 | 7,279.5 | 7,306.9 | 7,277.5 | 7,327.2 | 7,268.4 | 7,185.6 | 7,162.3 | 7,042.1 | ...       |          |
| Raw materials - Matières premières   | 1978 | 1,064.4                                   | 1,087.1 | 1,105.1 | 1,111.0 | 1,116.6 | 1,127.0 | 1,148.9 | 1,156.2 | 1,176.7 | 1,203.0 | 1,236.9 | 1,257.9   | ...      |
|  | 1979 | 1,263.1                                   | 1,298.3 | 1,318.7 | 1,371.8 | 1,429.2 | 1,486.4 | 1,491.3 | 1,553.9 | 1,595.8 | 1,633.2 | 1,648.2 | 1,727.6   | ...      |
|  | 1980 | 1,763.2                                   | 1,799.2 | 1,835.2 | 1,861.6 | 1,852.9 | 1,909.2 | 1,955.6 | 2,026.8 | 2,060.9 | 2,088.4 | 2,108.5 | 2,121.5   | ...      |
|  | 1981 | 2,145.6                                   | 2,140.6 | 2,174.9 | 2,173.8 | 2,220.8 | 2,226.0 | 2,223.9 | 2,241.2 | 2,241.5 | 2,244.2 | 2,281.5 | 2,238.2   | ...      |
| D 310488   | 1982 | 2,236.7                                   | 2,224.7 | 2,243.0 | 2,241.7 | 2,203.3 | 2,198.0 | 2,173.5 | 2,127.7 | 2,072.1 | 2,060.0 | 2,045.3 | ...       |          |
| Goods in process - Produits en cours   | 1978 | 1,768.6                                   | 1,773.6 | 1,791.0 | 1,857.4 | 1,872.5 | 1,885.4 | 1,884.7 | 1,917.3 | 1,967.9 | 1,984.7 | 1,996.2 | 2,037.3   | ...      |
|  | 1979 | 2,085.8                                   | 2,133.9 | 2,188.5 | 2,240.1 | 2,304.2 | 2,358.6 | 2,458.2 | 2,519.0 | 2,525.8 | 2,559.4 | 2,671.2 | 2,724.8   | ...      |
|  | 1980 | 2,771.1                                   | 2,847.8 | 2,910.5 | 2,944.4 | 3,044.6 | 3,106.3 | 3,119.0 | 3,154.9 | 3,150.4 | 3,270.7 | 3,344.9 | 3,450.4   | ...      |
|  | 1981 | 3,491.0                                   | 3,551.0 | 3,656.6 | 3,641.9 | 3,622.9 | 3,730.2 | 3,760.2 | 3,801.7 | 3,840.9 | 3,899.0 | 3,926.6 | 3,851.0   | ...      |
| D 310496   | 1982 | 3,874.0                                   | 3,883.4 | 4,003.3 | 3,995.3 | 4,068.9 | 4,048.3 | 4,138.0 | 4,105.7 | 4,105.4 | 4,130.7 | 4,022.3 | ...       |          |
| Finished products - Produits finis   | 1978 | 559.5                                     | 562.7   | 574.8   | 594.9   | 597.2   | 589.3   | 591.8   | 596.1   | 600.9   | 604.9   | 615.7   | 618.7     | ...      |
|  | 1979 | 642.6                                     | 648.7   | 664.7   | 650.6   | 673.2   | 686.2   | 713.3   | 727.9   | 746.8   | 768.8   | 764.8   | 771.9     | ...      |
|  | 1980 | 773.0                                     | 791.3   | 804.1   | 833.5   | 863.8   | 875.1   | 886.3   | 902.2   | 920.6   | 921.0   | 926.5   | 916.7     | ...      |
|  | 1981 | 807.6                                     | 841.0   | 861.7   | 886.6   | 875.5   | 910.6   | 930.6   | 934.7   | 947.6   | 967.0   | 994.0   | 1,009.5   | ...      |
| D 310504   | 1982 | 995.5                                     | 1,022.5 | 1,020.6 | 1,042.5 | 1,034.7 | 1,031.2 | 1,015.7 | 1,035.0 | 1,008.1 | 971.6   | 974.5   | ...       |          |
| <b>CONSTRUCTION MATERIALS AND COMPONENT INDUSTRIES - INDUSTRIES DES MATERIAUX ET DES ELEMENTS DE CONSTRUCTION:</b> |      |   |         |         |         |         |         |         |         |         |         |         |           |          |
| Unadjusted for seasonal variation - chiffres non-saisonnalisés:  | 1978 | 739.5                                     | 790.8   | 916.6   | 920.0   | 1,052.3 | 1,154.7 | 968.7   | 1,078.2 | 1,112.5 | 1,148.0 | 1,101.7 | 887.6     | 11,870.6 |
| Shipments - Livraisons   | 1979 | 875.3                                     | 916.9   | 1,082.6 | 1,045.4 | 1,217.6 | 1,310.9 | 1,175.6 | 1,279.1 | 1,309.4 | 1,373.2 | 1,268.9 | 968.8     | 13,823.7 |
|  | 1980 | 1,028.8                                   | 1,122.7 | 1,186.3 | 1,164.7 | 1,255.9 | 1,319.5 | 1,248.5 | 1,254.1 | 1,402.4 | 1,474.0 | 1,321.1 | 1,160.6   | 14,940.6 |
|  | 1981 | 1,058.1                                   | 1,172.7 | 1,383.2 | 1,408.2 | 1,489.3 | 1,668.5 | 1,473.0 | 1,435.8 | 1,605.9 | 1,569.1 | 1,439.3 | 1,246.5   | 16,949.6 |
| D 310400   | 1982 | 1,001.1                                   | 1,101.0 | 1,304.5 | 1,183.0 | 1,310.2 | 1,423.1 | 1,357.2 | 1,267.9 | 1,353.4 | 1,255.6 | 1,221.6 | ...       |          |
| New orders - Commandes nouvelles   | 1978 | 809.8                                     | 821.7   | 1,012.1 | 946.8   | 1,059.1 | 1,233.7 | 1,011.7 | 1,036.3 | 1,115.9 | 1,143.5 | 1,076.7 | 786.5     | ...      |
|  | 1979 | 933.7                                     | 956.7   | 1,213.3 | 1,057.6 | 1,233.2 | 1,289.4 | 1,155.2 | 1,327.2 | 1,292.4 | 1,283.7 | 1,226.3 | 1,101.3   | ...      |
|  | 1980 | 1,281.5                                   | 1,154.0 | 1,215.3 | 1,122.6 | 1,255.0 | 1,265.8 | 1,260.8 | 1,291.0 | 1,436.1 | 1,579.2 | 1,321.5 | 1,151.6   | ...      |
|  | 1981 | 1,195.9                                   | 1,284.6 | 1,401.9 | 1,549.7 | 1,593.4 | 1,662.6 | 1,462.2 | 1,514.7 | 1,501.6 | 1,583.8 | 1,382.9 | 1,332.2   | ...      |
| D 310408   | 1982 | 1,008.0                                   | 1,071.6 | 1,250.4 | 1,284.8 | 1,209.5 | 1,319.5 | 1,102.1 | 1,185.5 | 1,226.8 | 1,226.1 | 1,167.2 | ...       |          |
| Unfilled orders - Commandes en carnet  | 1978 | 1,858.0                                   | 1,888.9 | 1,984.4 | 2,011.1 | 2,018.0 | 2,097.0 | 2,140.0 | 2,098.2 | 2,101.6 | 2,097.1 | 2,072.1 | 1,971.0   | ...      |
|  | 1979 | 2,029.3                                   | 2,069.1 | 2,199.8 | 2,212.1 | 2,227.6 | 2,206.1 | 2,185.8 | 2,233.8 | 2,216.8 | 2,127.3 | 2,084.7 | 2,217.1   | ...      |
|  | 1980 | 2,469.8                                   | 2,501.1 | 2,530.1 | 2,488.0 | 2,487.1 | 2,433.3 | 2,445.7 | 2,482.6 | 2,516.3 | 2,621.5 | 2,619.9 | 2,610.9   | ...      |
|  | 1981 | 2,748.7                                   | 2,860.6 | 2,879.3 | 3,020.7 | 3,124.8 | 3,118.8 | 3,108.0 | 3,186.9 | 3,082.6 | 3,097.3 | 3,040.9 | 3,126.7   | ...      |
| D 310416   | 1982 | 3,133.6                                   | 3,104.3 | 3,050.2 | 3,151.9 | 3,051.2 | 2,947.7 | 2,892.6 | 2,810.2 | 2,683.6 | 2,654.1 | 2,599.7 | ...       |          |
| Inventory owned - Total - Des stocks possédés  | 1978 | 1,911.6                                   | 1,984.6 | 2,054.0 | 2,078.5 | 2,102.4 | 2,108.4 | 2,047.6 | 2,053.0 | 2,020.1 | 2,005.0 | 2,022.5 | 2,104.6   | ...      |
|  | 1979 | 2,233.2                                   | 2,307.9 | 2,397.7 | 2,456.6 | 2,531.3 | 2,541.4 | 2,508.8 | 2,511.2 | 2,507.1 | 2,488.1 | 2,506.7 | 2,595.4   | ...      |
|  | 1980 | 2,751.7                                   | 2,846.1 | 2,939.3 | 3,023.7 | 3,009.7 | 3,013.8 | 2,922.8 | 2,836.4 | 2,781.1 | 2,730.2 | 2,703.5 | 2,710.1   | ...      |
|  | 1981 | 2,767.3                                   | 2,842.4 | 2,957.2 | 2,997.6 | 3,039.9 | 3,047.8 | 3,042.8 | 3,055.1 | 3,092.4 | 3,106.1 | 3,156.6 | 3,180.7   | ...      |
| D 310458   | 1982 | 3,311.3                                   | 3,394.2 | 3,451.6 | 3,518.0 | 3,417.9 | 3,322.8 | 3,199.0 | 3,059.3 | 2,898.0 | 2,824.8 | 2,726.6 | ...       |          |
| Inventory held but not owned - Stocks détenus mais non possédés  | 1978 | 271.4                                     | 282.5   | 271.2   | 303.8   | 326.9   | 326.8   | 352.1   | 342.9   | 335.6   | 346.8   | 347.9   | 261.8     | ...      |
|  | 1979 | 275.8                                     | 323.8   | 278.0   | 262.3   | 284.4   | 281.9   | 303.9   | 311.6   | 299.1   | 301.7   | 314.8   | 252.8     | ...      |
|  | 1980 | 272.3                                     | 291.1   | 297.2   | 321.0   | 351.4   | 331.5   | 345.3   | 333.2   | 321.4   | 355.3   | 368.6   | 334.0     | ...      |
|  | 1981 | 364.6                                     | 382.5   | 373.5   | 409.7   | 446.4   | 460.0   | 494.5   | 524.3   | 475.2   | 522.4   | 521.5   | 450.2     | ...      |
| D 310454   | 1982 | 451.7                                     | 508.4   | 500.8   | 492.0   | 509.1   | 518.7   | 555.0   | 554.3   | 555.2   | 570.5   | 592.1   | ...       |          |
| Inventory held - Total - Des stocks détenus  | 1978 | 2,183.1                                   | 2,267.2 | 2,325.2 | 2,382.4 | 2,429.3 | 2,435.3 | 2,399.7 | 2,396.0 | 2,355.8 | 2,351.8 | 2,370.5 | 2,366.4   | ...      |
|  | 1979 | 2,509.1                                   | 2,631.7 | 2,675.7 | 2,718.9 | 2,815.7 | 2,823.4 | 2,812.7 | 2,822.9 | 2,806.3 | 2,789.8 | 2,821.5 | 2,848.3   | ...      |
|  | 1980 | 3,024.0                                   | 3,137.2 | 3,236.5 | 3,344.8 | 3,361.1 | 3,345.4 | 3,268.2 | 3,169.6 | 3,102.5 | 3,085.5 | 3,072.1 | 3,044.1   | ...      |
|  | 1981 | 3,132.0                                   | 3,224.9 | 3,330.7 | 3,407.4 | 3,486.4 | 3,507.9 | 3,537.4 | 3,579.5 | 3,567.6 | 3,628.6 | 3,678.2 | 3,631.0   | ...      |
| D 310448   | 1982 | 3,763.0                                   | 3,902.5 | 3,952.4 | 4,010.0 | 3,927.0 | 3,841.6 | 3,754.0 | 3,613.6 | 3,453.2 | 3,395.3 | 3,318.7 | ...       |          |
| Raw materials - Matières premières   | 1978 | 933.7                                     | 959.8   | 984.3   | 989.6   | 1,014.4 | 1,019.5 | 1,033.7 | 1,046.8 | 1,027.2 | 1,029.9 | 1,030.4 | 1,064.6   | ...      |
|  | 1979 | 1,093.9                                   | 1,117.4 | 1,177.5 | 1,209.9 | 1,240.9 | 1,267.0 | 1,275.0 | 1,299.9 | 1,307.5 | 1,308.7 | 1,292.8 | 1,342.0   | ...      |
|  | 1980 | 1,396.5                                   | 1,432.5 | 1,457.5 | 1,488.1 | 1,494.8 | 1,498.8 | 1,484.8 | 1,458.0 | 1,421.3 | 1,381.0 | 1,362.0 | 1,368.9   | ...      |
|  | 1981 | 1,388.8                                   | 1,428.1 | 1,460.7 | 1,494.4 | 1,531.2 | 1,568.0 | 1,603.7 | 1,659.3 | 1,626.3 | 1,642.3 | 1,658.8 | 1,678.2   | ...      |
| D 310424   | 1982 | 1,689.6                                   | 1,722.9 | 1,716.1 | 1,693.1 | 1,637.8 | 1,581.7 | 1,548.7 | 1,483.3 | 1,414.9 | 1,368.1 | 1,312.3 | ...       |          |
| Goods in process - Produits en cours   | 1978 | 634.6                                     | 668.5   | 669.9   | 699.0   | 710.9   | 714.9   | 718.9   | 723.7   | 707.7   | 712.0   | 719.1   | 663.0     | ...      |
|  | 1979 | 724.6                                     | 767.9   | 715.7   | 709.8   | 762.7   | 757.8   | 763.8   | 771.4   | 758.4   | 757.6   | 774.6   | 717.2     | ...      |
|  | 1980 | 796.6                                     | 838.8   | 874.0   | 905.1   | 925.0   | 899.8   | 893.9   | 851.0   | 844.1   | 872.5   | 871.8   | 838.5     | ...      |
|  | 1981 | 885.5                                     | 918.5   | 956.6   | 974.4   | 1,006.9 | 996.8   | 1,028.5 | 1,041.9 | 1,053.8 | 1,079.0 | 1,079.9 | 981.4     | ...      |
| D 310432   | 1982 | 1,033.9                                   | 1,084.8 | 1,113.0 | 1,147.9 | 1,149.7 | 1,130.3 | 1,147.8 | 1,119.5 | 1,082.5 | 1,110.6 | 1,119.3 | ...       |          |
| Finished products - Produits finis   | 1978 | 614.6                                     | 638.8   | 670.9   | 693.7   | 703.9   | 700.8   | 647.0   | 625.3   | 620.8   | 609.7   | 620.8   | 638.7     | ...      |
|  | 1979 | 690.5                                     | 746.3   | 782.4   | 799.1   | 812.1   | 798.5   | 773.8   | 751.4   | 740.3   | 723.4   | 754.0   | 789.0     | ...      |
|  | 1980 | 830.9                                     | 865.8   | 904.9   | 951.5   | 941.2   | 946.7   | 889.4   | 860.6   | 836.9   | 832.0   | 838.2   | 836.5     | ...      |
|  | 1981 | 857.6                                     | 878.2   | 913.3   | 938.4   | 948.2   | 943.0   | 905.0   | 878.2   | 887.5   | 907.2   | 939.4   | 971.2     | ...      |
| D 310440   | 1982 | 1,039.6                                   | 1,094.9 | 1,123.3 | 1,168.9 | 1,139.5 | 1,129.5 | 1,057.5 | 1,010.8 | 955.7   | 916.6   | 887.1   | ...       |          |
| Adjusted for seasonal variation - chiffres désaisonnalisés(1)  | 1978 | 894.5                                     | 909.8   | 921.5   | 972.4   | 981.1   | 1,016.0 | 988.2   | 1,006.6 | 1,027.8 | 1,039.2 | 1,038.3 | 1,045.1</ |          |

TABLE 4. Estimated Value of Shipments, Orders and Inventory in Manufacturing Industries grouped according to an Economic Use Classification

TABLEAU 4. Valeur estimative des livraisons, commandes et stocks des industries manufacturières groupées d'après la classification économique en fonction de l'utilisation

|   |      | Month - Mois                              |         |         |         |         |         |         |         |         |         |         |         | Total    |  |
|---|------|---|---------|---------|---------|---------|---------|---------|---------|---------|---------|---------|---------|----------|--|
|   |      | Jan                                       | Feb     | March   | April   | May     | June    | July    | Aug     | Sept    | Oct     | Nov     | Dec     |          |  |
|   |      | Janv                                      | Fév     | Mars    | Avril   | Mai     | Juin    | Juill   | Août    | Sept    | Oct     | Nov     | Dec     |          |  |
|   |      | millions of dollars - millions de dollars |         |         |         |         |         |         |         |         |         |         |         |          |  |
| New orders - Nouvelles commandes  | 1978 | 892.8                                     | 954.7   | 959.3   | 999.2   | 973.7   | 1,103.9 | 1,039.5 | 944.6   | 1,060.2 | 1,050.5 | 1,057.3 | 1,005.8 | ...      |  |
|   | 1979 | 1,035.5                                   | 1,077.0 | 1,169.6 | 1,099.6 | 1,136.8 | 1,174.6 | 1,188.8 | 1,232.9 | 1,232.2 | 1,120.3 | 1,210.0 | 1,347.7 | ...      |  |
|   | 1980 | 1,407.7                                   | 1,260.4 | 1,181.4 | 1,143.3 | 1,194.0 | 1,154.8 | 1,263.7 | 1,252.8 | 1,329.6 | 1,395.1 | 1,351.9 | 1,381.6 | ...      |  |
|   | 1981 | 1,352.4                                   | 1,437.8 | 1,339.8 | 1,569.5 | 1,554.7 | 1,496.1 | 1,483.9 | 1,461.2 | 1,372.0 | 1,408.6 | 1,400.2 | 1,574.6 | ...      |  |
|   | 1982 | 1,168.0                                   | 1,206.4 | 1,146.4 | 1,322.0 | 1,172.9 | 1,176.3 | 1,153.2 | 1,121.7 | 1,113.0 | 1,108.1 | 1,160.9 | ...     | ...      |  |
| D 310473  | 5    |   |         |         |         |         |         |         |         |         |         |         |         | ...      |  |
| Unfilled orders - Commandes en carnet   | 1978 | 1,875.8                                   | 1,920.7 | 1,958.5 | 1,985.3 | 1,977.9 | 2,065.8 | 2,117.1 | 2,055.1 | 2,087.5 | 2,098.8 | 2,117.8 | 2,078.5 | ...      |  |
|   | 1979 | 2,076.3                                   | 2,089.3 | 2,155.5 | 2,161.6 | 2,170.6 | 2,173.3 | 2,178.3 | 2,205.5 | 2,220.2 | 2,132.4 | 2,125.2 | 2,332.6 | ...      |  |
|   | 1980 | 2,527.0                                   | 2,518.0 | 2,472.2 | 2,423.1 | 2,418.4 | 2,399.3 | 2,443.9 | 2,458.2 | 2,532.0 | 2,632.3 | 2,675.1 | 2,741.8 | ...      |  |
|   | 1981 | 2,807.9                                   | 2,873.5 | 2,806.0 | 2,937.4 | 3,035.3 | 3,076.0 | 3,111.2 | 3,162.2 | 3,110.2 | 3,111.6 | 3,108.8 | 3,277.6 | ...      |  |
|   | 1982 | 3,198.6                                   | 3,114.9 | 2,968.5 | 3,062.8 | 2,962.1 | 2,907.6 | 2,898.1 | 2,791.5 | 2,711.3 | 2,666.9 | 2,659.6 | ...     | ...      |  |
| D 310481  | 2    |   |         |         |         |         |         |         |         |         |         |         |         | ...      |  |
| Inventory owned - Total - Des stocks possédés   | 1978 | 1,921.3                                   | 1,958.7 | 1,987.5 | 1,986.7 | 2,010.3 | 2,033.3 | 2,039.6 | 2,069.9 | 2,075.1 | 2,102.9 | 2,140.5 | 2,193.1 | ...      |  |
|   | 1979 | 2,253.9                                   | 2,279.0 | 2,319.2 | 2,347.5 | 2,418.2 | 2,447.6 | 2,484.4 | 2,529.7 | 2,568.3 | 2,600.4 | 2,642.8 | 2,724.7 | ...      |  |
|   | 1980 | 2,786.0                                   | 2,820.1 | 2,846.3 | 2,888.8 | 2,870.8 | 2,900.0 | 2,890.1 | 2,859.4 | 2,851.4 | 2,859.1 | 2,852.7 | 2,853.7 | ...      |  |
|   | 1981 | 2,796.1                                   | 2,811.9 | 2,856.6 | 2,858.9 | 2,895.3 | 2,930.6 | 3,012.7 | 3,088.1 | 3,171.5 | 3,260.3 | 3,338.0 | 3,349.3 | ...      |  |
|   | 1982 | 3,344.5                                   | 3,354.6 | 3,326.3 | 3,350.0 | 3,249.3 | 3,190.7 | 3,170.0 | 3,102.3 | 2,981.9 | 2,976.0 | 2,895.5 | ...     | ...      |  |
| D 310523  | 2    |   |         |         |         |         |         |         |         |         |         |         |         | ...      |  |
| Inventory held but not owned - Stocks détenus mais non possédés   | 1978 | 292.4                                     | 295.2   | 279.0   | 297.0   | 299.6   | 309.2   | 316.7   | 298.2   | 305.2   | 298.2   | 296.9   | 263.0   | ...      |  |
|   | 1979 | 299.3                                     | 340.7   | 295.2   | 294.0   | 275.6   | 278.0   | 285.7   | 290.4   | 297.6   | 285.5   | 296.3   | 284.4   | ...      |  |
|   | 1980 | 295.4                                     | 305.3   | 316.8   | 323.7   | 341.8   | 326.2   | 323.5   | 309.4   | 321.3   | 337.2   | 347.0   | 376.0   | ...      |  |
|   | 1981 | 395.9                                     | 400.1   | 397.8   | 412.8   | 435.0   | 452.2   | 462.7   | 486.7   | 425.5   | 496.8   | 491.7   | 507.2   | ...      |  |
|   | 1982 | 490.7                                     | 531.1   | 533.2   | 495.4   | 496.6   | 509.7   | 519.0   | 514.4   | 555.8   | 543.0   | 558.6   | ...     | ...      |  |
| D 310519  | 3    |   |         |         |         |         |         |         |         |         |         |         |         | ...      |  |
| Inventory held - Total - Des stocks détenus   | 1978 | 2,218.1                                   | 2,258.6 | 2,275.9 | 2,293.0 | 2,324.8 | 2,357.4 | 2,370.7 | 2,391.7 | 2,405.0 | 2,426.9 | 2,468.3 | 2,485.8 | ...      |  |
|   | 1979 | 2,553.2                                   | 2,619.7 | 2,614.4 | 2,612.2 | 2,693.8 | 2,725.6 | 2,770.1 | 2,820.1 | 2,865.9 | 2,885.9 | 2,939.1 | 3,009.1 | ...      |  |
|   | 1980 | 3,081.4                                   | 3,125.4 | 3,163.1 | 3,212.5 | 3,212.6 | 3,226.2 | 3,213.6 | 3,168.8 | 3,172.7 | 3,196.3 | 3,199.7 | 3,279.7 | ...      |  |
|   | 1981 | 3,192.0                                   | 3,212.0 | 3,254.4 | 3,271.7 | 3,330.3 | 3,382.8 | 3,475.4 | 3,574.8 | 3,647.0 | 3,757.1 | 3,829.7 | 3,856.5 | ...      |  |
|   | 1982 | 3,835.2                                   | 3,885.7 | 3,859.5 | 3,845.4 | 3,745.9 | 3,700.4 | 3,689.0 | 3,616.7 | 3,537.7 | 3,519.0 | 3,454.1 | ...     | ...      |  |
| D 310513  | 1    |   |         |         |         |         |         |         |         |         |         |         |         | ...      |  |
| Raw materials - Matières premières  | 1978 | 944.3                                     | 960.8   | 975.2   | 975.1   | 995.5   | 1,001.0 | 1,016.6 | 1,032.1 | 1,031.6 | 1,049.8 | 1,069.2 | 1,088.5 | ...      |  |
|   | 1979 | 1,111.6                                   | 1,119.0 | 1,165.3 | 1,188.9 | 1,215.4 | 1,236.3 | 1,249.3 | 1,279.5 | 1,311.7 | 1,339.5 | 1,342.7 | 1,383.7 | ...      |  |
|   | 1980 | 1,421.9                                   | 1,435.4 | 1,442.0 | 1,460.6 | 1,460.5 | 1,460.3 | 1,453.6 | 1,435.6 | 1,426.5 | 1,416.4 | 1,414.8 | 1,415.4 | ...      |  |
|   | 1981 | 1,414.3                                   | 1,430.6 | 1,444.5 | 1,465.7 | 1,494.2 | 1,526.2 | 1,570.1 | 1,634.6 | 1,633.2 | 1,686.2 | 1,723.9 | 1,738.4 | ...      |  |
|   | 1982 | 1,720.8                                   | 1,725.6 | 1,696.6 | 1,659.9 | 1,597.2 | 1,538.8 | 1,516.2 | 1,461.6 | 1,421.3 | 1,405.5 | 1,364.0 | ...     | ...      |  |
| D 310489  | 1    |   |         |         |         |         |         |         |         |         |         |         |         | ...      |  |
| Goods in process - Produits en cours  | 1978 | 655.2                                     | 673.7   | 672.6   | 678.7   | 679.4   | 697.9   | 705.6   | 706.6   | 711.3   | 716.2   | 725.4   | 721.4   | ...      |  |
|   | 1979 | 745.1                                     | 770.5   | 710.7   | 687.2   | 727.5   | 738.9   | 747.1   | 757.1   | 765.8   | 765.0   | 764.8   | 794.1   | ...      |  |
|   | 1980 | 818.4                                     | 840.6   | 865.3   | 875.2   | 881.7   | 876.4   | 872.3   | 836.7   | 854.3   | 882.4   | 884.7   | 932.7   | ...      |  |
|   | 1981 | 908.7                                     | 918.9   | 945.0   | 941.1   | 959.0   | 970.2   | 1,002.9 | 1,026.1 | 1,067.5 | 1,092.4 | 1,097.7 | 1,094.0 | ...      |  |
|   | 1982 | 1,060.4                                   | 1,084.2 | 1,098.4 | 1,108.0 | 1,094.5 | 1,099.7 | 1,118.8 | 1,103.4 | 1,097.1 | 1,125.0 | 1,138.5 | ...     | ...      |  |
| D 310497  | 2    |   |         |         |         |         |         |         |         |         |         |         |         | ...      |  |
| Finished products - Produits finis  | 1978 | 618.6                                     | 624.1   | 628.1   | 639.2   | 649.9   | 658.5   | 648.5   | 653.0   | 662.1   | 660.9   | 673.7   | 675.9   | ...      |  |
|   | 1979 | 696.5                                     | 730.2   | 738.4   | 736.1   | 750.9   | 750.4   | 773.7   | 783.5   | 788.4   | 781.4   | 811.6   | 831.3   | ...      |  |
|   | 1980 | 841.1                                     | 849.4   | 855.8   | 876.7   | 870.4   | 889.5   | 887.7   | 896.5   | 891.9   | 897.5   | 900.2   | 881.6   | ...      |  |
|   | 1981 | 869.0                                     | 862.5   | 864.9   | 864.9   | 877.1   | 886.4   | 902.4   | 914.1   | 946.3   | 978.5   | 1,008.1 | 1,024.1 | ...      |  |
|   | 1982 | 1,054.0                                   | 1,075.9 | 1,064.5 | 1,077.5 | 1,054.2 | 1,061.9 | 1,054.0 | 1,051.7 | 1,019.3 | 988.5   | 951.6   | ...     | ...      |  |
| D 310505  | 2    |   |         |         |         |         |         |         |         |         |         |         |         | ...      |  |
| <b>OTHER INTERMEDIATE GOODS AND SUPPLIES</b><br><b>INDUSTRIES - INDUSTRIES DES AUTRES</b><br><b>PRODUITS ET FOURNITURES INTERMÉDIAIRES:</b> |      |   |         |         |         |         |         |         |         |         |         |         |         |          |  |
| Unadjusted for seasonal variation - Chiffres non-désaisonnalisés  | 1978 | 2,584.8                                   | 2,692.5 | 3,105.7 | 2,981.5 | 3,212.2 | 3,236.2 | 2,665.7 | 2,755.7 | 3,145.1 | 3,280.3 | 3,340.0 | 2,973.5 | 35,973.2 |  |
|   | 1979 | 3,433.9                                   | 3,386.3 | 3,862.0 | 3,563.1 | 3,936.4 | 3,771.1 | 3,220.9 | 3,591.7 | 3,795.3 | 4,079.3 | 3,920.2 | 3,410.0 | 43,970.2 |  |
|   | 1980 | 3,955.4                                   | 4,014.8 | 4,291.6 | 4,093.0 | 4,038.8 | 3,998.5 | 3,460.0 | 3,551.3 | 4,259.2 | 4,436.0 | 4,189.8 | 4,198.9 | 48,387.3 |  |
|   | 1981 | 4,021.5                                   | 4,259.5 | 4,921.5 | 4,822.8 | 4,791.7 | 5,011.0 | 4,327.3 | 3,989.8 | 4,518.9 | 4,521.3 | 4,225.4 | 3,979.0 | 53,389.7 |  |
|   | 1982 | 3,909.5                                   | 4,165.4 | 4,804.8 | 4,314.6 | 4,425.3 | 4,609.9 | 3,652.0 | 3,947.1 | 4,304.2 | 4,070.8 | 4,070.6 | ...     | ...      |  |
| D 310401  |      |   |         |         |         |         |         |         |         |         |         |         |         | ...      |  |
| New orders - Nouvelles commandes  | 1978 | 2,683.3                                   | 2,808.1 | 3,191.2 | 3,055.2 | 3,267.4 | 3,171.2 | 2,740.7 | 2,744.2 | 3,316.7 | 3,323.5 | 3,393.3 | 3,038.5 | ...      |  |
|   | 1979 | 3,619.8                                   | 3,463.7 | 3,937.0 | 3,525.3 | 4,138.6 | 3,641.8 | 3,210.3 | 3,630.3 | 3,731.6 | 4,181.5 | 3,902.5 | 3,390.7 | ...      |  |
|   | 1980 | 4,173.0                                   | 4,085.5 | 4,118.4 | 3,965.0 | 3,940.4 | 3,544.9 | 3,691.5 | 3,591.6 | 4,509.7 | 4,427.7 | 4,321.7 | 4,116.6 | ...      |  |
|   | 1981 | 4,059.2                                   | 4,534.5 | 4,864.0 | 4,938.1 | 4,763.0 | 5,074.7 | 4,334.8 | 4,021.7 | 4,566.3 | 4,381.1 | 4,009.6 | 3,737.5 | ...      |  |
|   | 1982 | 3,888.5                                   | 4,199.3 | 4,815.8 | 4,290.0 | 4,314.1 | 4,548.6 | 3,585.2 | 3,889.6 | 4,314.3 | 3,952.3 | 3,976.0 | ...     | ...      |  |
| D 310409  |      |   |         |         |         |         |         |         |         |         |         |         |         | ...      |  |
| Unfilled orders - Commandes en carnet   | 1978 | 1,964.2                                   | 2,079.8 | 2,165.3 | 2,239.0 | 2,294.1 | 2,229.1 | 2,304.1 | 2,292.6 | 2,464.2 | 2,507.4 | 2,560.6 | 2,625.6 | ...      |  |
|   | 1979 | 2,811.4                                   | 2,888.8 | 2,963.8 | 2,926.0 | 3,128.2 | 2,998.8 | 2,988.2 | 3,026.8 | 2,963.1 | 3,065.3 | 3,047.6 | 3,028.2 | ...      |  |
|   | 1980 | 3,245.8                                   | 3,316.6 | 3,143.4 | 3,015.3 | 2,917.0 | 2,563.4 | 2,795.0 | 2,835.3 | 3,085.8 | 3,077.5 | 3,209.5 | 3,127.3 | ...      |  |
|   | 1981 | 3,165.0                                   | 3,440.0 | 3,382.5 | 3,497.8 | 3,469.1 | 3,532.8 | 3,540.4 | 3,572.3 | 3,619.7 | 3,479.4 | 3,263.7 | 3,022.2 | ...      |  |
|   | 1982 | 3,001.3                                   | 3,035.1 | 3,046.1 | 3,021.5 | 2,910.3 | 2,849.0 | 2,782.3 | 2,724.8 | 2,734.9 | 2,616.4 | 2,521.9 | ...     | ...      |  |
| D 310417  |      |   |         |         |         |         |         |         |         |         |         |         |         | ...      |  |
| Inventory held - Total - Des stocks détenus   | 1978 | 5,724.8                                   | 5,794.4 | 5,741.4 | 5,740.0 | 5,693.4 | 5,680.7 | 5,655.4 | 5,743.3 | 5,719.7 | 5,753.8 | 5,930.3 | 6,150.1 | ...      |  |
|   | 1979 | 6,286.7                                   | 6,346.5 | 6,426.2 | 6,528.9 | 6,595.9 | 6,647.2 | 6,817.2 | 6,941.0 | 7,031.2 | 7,140.0 | 7,336.3 | 7,721.0 | ...      |  |
|   | 1980 | 7,864.9                                   | 7,890.4 | 7,955.2 | 8,126.7 | 8,265.9 | 8,201.7 | 8,297.8 | 8,302.3 | 8,198.7 | 8,211.0 | 8,291.0 | 8,438.7 | ...      |  |
|   | 1981 | 8,829.5                                   | 8,818.2 | 8,663.8 | 8,679.0 | 8,716.9 | 8,747.0 | 8,837.0 | 9,037.1 | 9,059.8 | 9,169.3 | 9,223.8 | 9,523.4 | ...      |  |
|   | 1982 | 9,689.6                                   | 9,740.9 | 9,751.4 | 9,593.9 | 9,412.3 | 9,251.8 | 9,101.3 | 8,980.2 | 8,801.1 | 8,668.7 | ...     | ...     |          |  |
| D 310449  |      |   |         |         |         |         |         |         |         |         |         |         |         | ...      |  |
| Raw materials - Matières premières  | 1978 | 2,420.8                                   | 2,420.1 | 2,388.7 | 2,402.7 | 2,426.7 | 2,503.7 | 2,553.7 | 2,629.6 | 2,639.0 | 2,644.0 | 2,797.2 | 2,941.8 | ...      |  |
|   | 1979 | 2,971.6                                   | 2,906.7 | 2,923.1 | 2,966.1 | 3,074.4 | 3,116.4 | 3,294.8 | 3,405.3 | 3,500.2 | 3,506.5 | 3,560.7 | 3,776.6 | ...      |  |
|   | 1980 | 3,738.1                                   | 3,625.4 | 3,619.2 | 3,730.2 | 3,809.4 | 3,744.7 | 3,836.5 | 3,880.8 | 3,845.2 | 3,879.5 | 3,926.9 | 3,984.1 | ...      |  |
|   | 1981 | 4,117.7                                   | 3,984.0 | 3,838.3 | 3,832.6 | 3,843.4 | 3,915.2 | 4,102.5 | 4,299.1 | 4,312.6 | 4,314.3 | 4,322.2 | 4,474.4 | ...      |  |
|   | 1982 | 4,423.2                                   | 4,308.6 | 4,229.0 | 4,061.4 | 3,995.1 | 3,959.2 | 3,957.3 | 3,892.7 | 3,858.2 | 3,832.4 | 3,781.6 | ...     | ...      |  |
| D 310425  |      |   |         |         |         |         |         |         |         |         |         |         |         | ...      |  |
| Goods in process - Produits en cours  | 1978 | 1,092.8                                   | 1,103   |         |         |         |         |         |         |         |         |         |         |          |  |

TABLE 4. Estimated Value of Shipments, Orders and Inventory in Manufacturing Industries grouped according to an Economic Use Classification

TABLEAU 4. Valeur estimative des livraisons, commandes et stocks des industries manufacturières groupées d'après la classification économique en fonction de l'utilisation

|   |          | Month - Mois |         |         |         |         |         |         |         |         |         |         |         | Total    |
|---|----------|--------------|---------|---------|---------|---------|---------|---------|---------|---------|---------|---------|---------|----------|
|   |          | Jan.         | Feb.    | March   | April   | May     | June    | July    | Aug.    | Sept.   | Oct.    | Nov.    | Dec.    |          |
|   |          | Janv.        | Fév.    | Mars    | Avril   | Mai     | Juin    | Juill.  | Août    | Sept.   | Oct.    | Nov.    | Dec.    |          |
| millions of dollars - millions de dollars   |          |              |         |         |         |         |         |         |         |         |         |         |         |          |
| Finished products - Produits finis  | 1978     | 2,211.2      | 2,271.2 | 2,278.4 | 2,261.9 | 2,197.9 | 2,118.3 | 2,045.4 | 2,027.4 | 1,979.1 | 2,001.4 | 2,019.3 | 2,105.7 |          |
|   | 1979     | 2,097.4      | 2,200.2 | 2,245.8 | 2,273.3 | 2,250.9 | 2,228.3 | 2,214.8 | 2,215.4 | 2,220.3 | 2,296.2 | 2,414.5 | 2,553.8 |          |
|   | 1980     | 2,679.5      | 2,819.9 | 2,876.1 | 2,917.6 | 2,966.5 | 2,946.1 | 2,939.7 | 2,894.4 | 2,850.3 | 2,831.7 | 2,870.2 | 2,976.2 |          |
|   | 1981     | 3,116.7      | 3,205.5 | 3,240.0 | 3,212.7 | 3,275.7 | 3,169.1 | 3,068.9 | 3,049.1 | 3,030.5 | 3,119.3 | 3,196.1 | 3,359.5 |          |
|   | D 310441 | 1982         | 3,518.1 | 3,645.6 | 3,755.4 | 3,762.7 | 3,685.9 | 3,592.8 | 3,463.9 | 3,417.2 | 3,392.5 | 3,359.6 | 3,335.0 |          |
| Adjusted for seasonal variation -<br>Chiffres désaisonnalisés (1)<br>Shipments - Livraisons   | 1978     | 2,705.3      | 2,784.7 | 2,802.0 | 2,987.3 | 2,938.9 | 3,012.4 | 3,090.3 | 2,894.0 | 3,110.0 | 3,184.7 | 3,236.1 | 3,330.2 |          |
|   | 1979     | 3,470.6      | 3,469.5 | 3,504.1 | 3,494.5 | 3,585.3 | 3,617.0 | 3,691.1 | 3,875.8 | 3,827.9 | 3,857.2 | 3,855.7 | 3,792.0 |          |
|   | 1980     | 3,939.6      | 3,981.1 | 3,973.9 | 3,887.4 | 3,800.2 | 3,766.4 | 3,832.7 | 4,031.1 | 4,141.3 | 4,190.1 | 4,270.7 | 4,467.6 |          |
|   | 1981     | 4,111.8      | 4,345.8 | 4,474.4 | 4,560.3 | 4,659.3 | 4,727.6 | 4,861.4 | 4,501.3 | 4,363.5 | 4,338.7 | 4,259.1 | 4,185.7 |          |
|   | D 310466 | 1982         | 4,119.0 | 4,245.7 | 4,249.4 | 4,137.2 | 4,278.0 | 4,325.2 | 4,177.4 | 4,383.2 | 4,133.9 | 4,028.2 | 3,995.9 |          |
| New orders - Nouvelles commandes  | 1978     | 2,713.9      | 2,886.6 | 2,875.1 | 3,051.0 | 3,006.5 | 3,017.6 | 3,172.2 | 2,863.4 | 3,338.1 | 3,219.8 | 3,300.0 | 3,419.7 |          |
|   | 1979     | 3,536.1      | 3,480.6 | 3,607.6 | 3,462.1 | 3,790.7 | 3,608.9 | 3,707.8 | 3,902.5 | 3,745.5 | 3,968.0 | 3,874.3 | 3,760.1 |          |
|   | 1980     | 4,030.3      | 3,954.1 | 3,861.3 | 3,780.4 | 3,699.4 | 3,534.4 | 4,099.2 | 4,061.4 | 4,347.0 | 4,187.6 | 4,449.0 | 4,374.2 |          |
|   | 1981     | 4,025.8      | 4,508.0 | 4,483.9 | 4,703.2 | 4,617.0 | 4,952.8 | 4,909.9 | 4,522.2 | 4,330.3 | 4,205.2 | 4,089.7 | 3,933.1 |          |
|   | D 310474 | 1982         | 3,979.3 | 4,180.1 | 4,321.1 | 4,144.9 | 4,153.3 | 4,399.9 | 4,142.1 | 4,315.4 | 4,074.1 | 3,915.2 | 3,939.0 |          |
| Unfilled orders - Commandes en carnet   | 1978     | 1,933.6      | 2,035.5 | 2,108.6 | 2,172.3 | 2,239.9 | 2,245.1 | 2,327.0 | 2,296.4 | 2,524.5 | 2,559.6 | 2,623.5 | 2,713.0 |          |
|   | 1979     | 2,763.6      | 2,774.7 | 2,878.2 | 2,845.8 | 3,051.2 | 3,043.1 | 3,059.8 | 3,086.5 | 3,004.1 | 3,114.9 | 3,133.5 | 3,101.6 |          |
|   | 1980     | 3,192.3      | 3,165.3 | 3,052.7 | 2,945.7 | 2,844.9 | 2,612.9 | 2,879.4 | 2,909.7 | 3,115.4 | 3,112.9 | 3,291.2 | 3,197.8 |          |
|   | 1981     | 3,111.8      | 3,274.0 | 3,283.5 | 3,426.4 | 3,384.1 | 3,609.3 | 3,657.8 | 3,678.7 | 3,645.5 | 3,512.0 | 3,342.6 | 3,090.0 |          |
|   | D 310482 | 1982         | 2,950.2 | 2,884.6 | 2,956.3 | 2,964.0 | 2,839.3 | 2,914.0 | 2,878.7 | 2,810.9 | 2,751.1 | 2,638.1 | 2,581.2 |          |
| Inventory held - Total - Des stocks détenus   | 1978     | 5,574.6      | 5,653.0 | 5,658.8 | 5,681.6 | 5,705.0 | 5,756.2 | 5,748.2 | 5,825.5 | 5,855.4 | 5,871.3 | 5,953.2 | 6,006.9 |          |
|   | 1979     | 6,122.0      | 6,222.3 | 6,370.8 | 6,484.4 | 6,608.1 | 6,728.6 | 6,889.1 | 6,996.6 | 7,164.5 | 7,271.3 | 7,401.4 | 7,583.9 |          |
|   | 1980     | 7,680.8      | 7,744.6 | 7,892.8 | 8,076.8 | 8,265.7 | 8,292.4 | 8,381.1 | 8,370.4 | 8,367.4 | 8,371.7 | 8,386.1 | 8,309.7 |          |
|   | 1981     | 8,597.9      | 8,656.8 | 8,590.3 | 8,615.5 | 8,703.1 | 8,835.6 | 8,919.5 | 9,104.5 | 9,238.8 | 9,351.7 | 9,343.7 | 9,392.8 |          |
|   | D 310514 | 1982         | 9,434.0 | 9,559.8 | 9,662.9 | 9,510.1 | 9,383.5 | 9,336.5 | 9,188.7 | 9,065.7 | 9,093.9 | 8,999.2 | 8,802.9 |          |
| Raw materials - Matières premières  | 1978     | 2,369.1      | 2,425.6 | 2,451.5 | 2,474.9 | 2,486.4 | 2,564.7 | 2,558.9 | 2,614.1 | 2,627.5 | 2,632.4 | 2,740.3 | 2,797.8 |          |
|   | 1979     | 2,894.9      | 2,924.1 | 3,002.5 | 3,047.9 | 3,154.2 | 3,202.7 | 3,302.0 | 3,371.1 | 3,477.9 | 3,491.6 | 3,508.1 | 3,588.1 |          |
|   | 1980     | 3,637.3      | 3,651.8 | 3,720.5 | 3,833.8 | 3,908.4 | 3,852.2 | 3,846.7 | 3,834.4 | 3,817.4 | 3,862.4 | 3,875.1 | 3,789.8 |          |
|   | 1981     | 4,000.8      | 4,016.6 | 3,946.6 | 3,937.5 | 3,942.4 | 4,028.6 | 4,114.4 | 4,244.9 | 4,281.0 | 4,296.7 | 4,269.5 | 4,259.5 |          |
|   | D 310490 | 1982         | 4,294.4 | 4,345.5 | 4,349.1 | 4,172.0 | 4,097.5 | 4,074.5 | 3,969.2 | 3,842.3 | 3,829.8 | 3,817.5 | 3,737.5 |          |
| Goods in process - Produits en cours  | 1978     | 1,059.5      | 1,075.2 | 1,060.0 | 1,062.8 | 1,069.1 | 1,069.2 | 1,073.1 | 1,093.8 | 1,115.0 | 1,125.9 | 1,130.6 | 1,110.7 |          |
|   | 1979     | 1,182.3      | 1,203.5 | 1,240.9 | 1,272.4 | 1,268.7 | 1,303.5 | 1,316.7 | 1,324.5 | 1,328.6 | 1,358.0 | 1,390.5 | 1,429.4 |          |
|   | 1980     | 1,426.6      | 1,403.2 | 1,442.6 | 1,458.3 | 1,485.7 | 1,507.0 | 1,529.0 | 1,532.8 | 1,525.1 | 1,522.7 | 1,529.8 | 1,524.4 |          |
|   | 1981     | 1,550.5      | 1,581.5 | 1,567.2 | 1,609.5 | 1,642.3 | 1,654.9 | 1,671.3 | 1,696.0 | 1,742.9 | 1,763.3 | 1,748.7 | 1,746.9 |          |
|   | D 310498 | 1982         | 1,699.3 | 1,735.0 | 1,747.1 | 1,743.0 | 1,725.1 | 1,690.3 | 1,684.5 | 1,677.9 | 1,665.8 | 1,635.6 | 1,592.5 |          |
| Finished products - Produits finis  | 1978     | 2,146.0      | 2,152.2 | 2,147.3 | 2,143.9 | 2,149.5 | 2,122.3 | 2,116.2 | 2,117.6 | 2,112.9 | 2,113.0 | 2,082.3 | 2,098.4 |          |
|   | 1979     | 2,044.8      | 2,094.7 | 2,127.4 | 2,164.1 | 2,185.2 | 2,222.4 | 2,270.4 | 2,301.0 | 2,358.0 | 2,421.7 | 2,507.8 | 2,566.4 |          |
|   | 1980     | 2,616.9      | 2,689.6 | 2,729.7 | 2,784.7 | 2,871.6 | 2,933.2 | 3,005.4 | 3,003.2 | 3,074.9 | 2,986.6 | 2,981.2 | 2,995.5 |          |
|   | 1981     | 3,046.6      | 3,058.7 | 3,076.5 | 3,068.5 | 3,118.4 | 3,152.1 | 3,133.8 | 3,163.6 | 3,214.9 | 3,291.7 | 3,325.5 | 3,386.4 |          |
|   | D 310506 | 1982         | 3,440.3 | 3,479.3 | 3,566.7 | 3,595.1 | 3,560.9 | 3,571.7 | 3,535.0 | 3,545.5 | 3,598.3 | 3,546.1 | 3,472.9 |          |
| <b>EXPORT-BASED INDUSTRIES - INDUSTRIES ORIENTÉES VERS L'EXPORTATION:</b>                     |          |              |         |         |         |         |         |         |         |         |         |         |         |          |
| Unadjusted for seasonal variation -<br>Chiffres non désaisonnalisés<br>Shipments - Livraisons | 1978     | 1,972.1      | 2,018.6 | 2,472.3 | 2,410.5 | 2,559.2 | 2,703.7 | 1,984.8 | 2,035.9 | 2,551.0 | 2,734.0 | 2,758.3 | 2,439.8 | 28,640.2 |
|   | 1979     | 2,561.9      | 2,437.3 | 2,930.9 | 2,661.3 | 2,982.4 | 2,806.1 | 2,271.4 | 2,501.5 | 2,544.4 | 2,934.4 | 2,727.5 | 2,440.7 | 31,794.8 |
|   | 1980     | 2,667.4      | 2,729.3 | 3,108.3 | 2,847.5 | 2,769.9 | 2,781.2 | 2,331.2 | 2,289.5 | 2,996.6 | 3,298.9 | 2,941.4 | 2,759.4 | 33,420.6 |
|   | 1981     | 2,529.4      | 2,726.0 | 3,301.7 | 3,357.3 | 3,256.5 | 3,632.8 | 2,657.9 | 2,308.2 | 2,847.5 | 3,097.4 | 2,888.2 | 2,592.6 | 35,195.5 |
|   | D 310402 | 1982         | 2,445.7 | 2,787.1 | 3,351.3 | 3,090.1 | 3,031.7 | 3,381.1 | 2,386.9 | 2,757.7 | 2,935.5 | 2,585.6 | 2,602.2 |          |
| New orders - Nouvelles commandes  | 1978     | 2,046.6      | 2,019.3 | 2,561.1 | 2,421.3 | 2,549.4 | 2,751.1 | 1,924.6 | 2,040.6 | 2,672.7 | 2,715.8 | 2,837.8 | 2,475.0 |          |
|   | 1979     | 2,519.4      | 2,446.4 | 2,973.2 | 2,702.4 | 2,995.8 | 2,788.1 | 2,304.3 | 2,468.7 | 2,517.9 | 2,972.8 | 2,761.8 | 2,515.6 |          |
|   | 1980     | 2,755.1      | 2,710.8 | 3,133.9 | 2,705.1 | 2,756.7 | 2,738.0 | 2,265.0 | 2,288.2 | 2,967.5 | 3,233.5 | 2,989.6 | 2,723.3 |          |
|   | 1981     | 2,536.1      | 2,720.0 | 3,276.8 | 3,363.4 | 3,273.3 | 3,573.5 | 2,664.0 | 2,295.5 | 2,828.5 | 3,110.7 | 2,863.7 | 2,614.3 |          |
|   | D 310410 | 1982         | 2,407.1 | 2,750.2 | 3,353.5 | 3,056.6 | 3,002.2 | 3,385.2 | 2,372.6 | 2,725.1 | 2,964.6 | 2,648.7 | 2,595.9 |          |
| Unfilled orders - Commandes en carnet   | 1978     | 549.3        | 550.0   | 638.8   | 649.6   | 639.7   | 687.1   | 626.9   | 631.7   | 753.5   | 735.3   | 814.8   | 850.0   |          |
|   | 1979     | 807.4        | 816.5   | 858.9   | 899.9   | 913.3   | 895.3   | 928.2   | 895.4   | 868.9   | 907.3   | 946.5   | 1,021.5 |          |
|   | 1980     | 1,109.1      | 1,090.6 | 1,116.2 | 973.7   | 960.5   | 917.3   | 851.2   | 849.8   | 820.8   | 855.4   | 903.6   | 867.5   |          |
|   | 1981     | 874.2        | 868.2   | 843.3   | 849.4   | 866.2   | 806.8   | 812.9   | 800.2   | 781.2   | 794.5   | 770.0   | 791.7   |          |
|   | D 310418 | 1982         | 753.1   | 716.3   | 718.5   | 685.0   | 655.5   | 659.6   | 645.3   | 612.7   | 641.8   | 704.9   | 698.6   |          |
| Inventory owned - Total - Des stocks possédés   | 1978     | 3,443.5      | 3,573.1 | 3,435.8 | 3,382.3 | 3,227.2 | 3,163.4 | 3,135.2 | 3,334.0 | 3,371.7 | 3,411.1 | 3,468.1 | 3,537.6 |          |
|   | 1979     | 3,594.2      | 3,759.3 | 3,819.1 | 3,678.8 | 3,628.8 | 3,699.6 | 3,634.7 | 3,873.9 | 4,069.2 | 4,143.3 | 4,212.0 | 4,278.3 |          |
|   | 1980     | 4,374.3      | 4,440.4 | 4,429.4 | 4,313.8 | 4,143.9 | 4,053.8 | 4,103.6 | 4,356.7 | 4,357.2 | 4,482.9 | 4,515.4 | 4,518.2 |          |
|   | 1981     | 4,651.4      | 4,690.6 | 4,907.8 | 4,880.8 | 4,858.3 | 4,835.7 | 4,791.7 | 5,118.1 | 5,219.5 | 5,365.9 | 5,444.3 | 5,427.3 |          |
|   | D 310459 | 1982         | 5,543.1 | 5,625.9 | 5,642.4 | 5,499.7 | 5,460.7 | 5,350.3 | 5,372.6 | 5,481.7 | 5,398.7 | 5,436.1 | 5,319.7 |          |
| Raw materials - Matières premières  | 1978     | 1,235.8      | 1,263.4 | 1,216.3 | 1,150.8 | 1,107.0 | 1,110.8 | 1,145.0 | 1,185.4 | 1,192.3 | 1,220.3 | 1,257.2 | 1,281.7 |          |
|   | 1979     | 1,247.6      | 1,273.5 | 1,257.4 | 1,235.4 | 1,197.7 | 1,251.7 | 1,312.8 | 1,341.6 | 1,419.1 | 1,448.0 | 1,469.4 | 1,512.9 |          |
|   | 1980     | 1,523.7      | 1,523.9 | 1,505.6 | 1,504.6 | 1,425.6 | 1,402.9 | 1,439.6 | 1,461.0 | 1,487.6 | 1,487.0 | 1,589.8 | 1,626.7 |          |
|   | 1981     | 1,594.1      | 1,611.3 | 1,864.6 | 1,878.2 | 1,885.2 | 1,921.0 | 1,967.6 | 2,058.4 | 2,137.7 | 2,207.7 | 2,303.7 | 2,323.3 |          |
|   | D 310426 | 1982         | 2,249.2 | 2,279.6 | 2,254.9 | 2,208.2 | 2,183.7 | 2,200.7 | 2,182.4 | 2,121.0 | 2,172.5 | 2,161.0 | 2,171.8 |          |
| Goods in process - Produits en cours  | 1978     | 1,156.4      | 1,174.8 | 1,143.7 | 1,121.9 | 1,059.8 | 1,051.8 | 1,024.0 | 1,122.0 |         |         |         |         |          |



TABLE 4. Estimated Value of Shipments, Orders and Inventory in Manufacturing Industries grouped according to an Economic Use Classification

TABLEAU 4. Valeur estimative des livraisons, commandes et stocks des industries manufacturières groupées d'après la classification économique en fonction de l'utilisation

|   |          | Month - Mois                              |         |         |         |         |         |         |         |         |         |         |         | Total |
|---|----------|---|---------|---------|---------|---------|---------|---------|---------|---------|---------|---------|---------|-------|
|   |          | Jan                                       | Feb     | March   | April   | May     | June    | July    | Aug     | Sept    | Oct     | Nov     | Dec     |       |
|   |          | Janv                                      | Fév     | Mars    | Avril   | Mai     | Jun     | Juili   | Août    | Sept    | Oct     | Nov.    | Dec     |       |
|   |          | millions of dollars - millions de dollars |         |         |         |         |         |         |         |         |         |         |         |       |
| Finished products - Produits finis  | 1978     | 1,051.2                                   | 1,134.8 | 1,075.6 | 1,109.5 | 1,060.2 | 1,000.6 | 966.1   | 1,026.5 | 1,025.5 | 998.2   | 1,005.5 | 965.8   |       |
|   | 1979     | 1,061.0                                   | 1,157.4 | 1,224.3 | 1,214.7 | 1,222.5 | 1,225.1 | 1,180.1 | 1,232.2 | 1,296.4 | 1,273.9 | 1,269.8 | 1,209.6 |       |
|   | 1980     | 1,267.1                                   | 1,314.6 | 1,365.9 | 1,346.1 | 1,328.0 | 1,349.6 | 1,397.8 | 1,494.1 | 1,450.5 | 1,434.4 | 1,414.1 | 1,348.8 |       |
|   | 1981     | 1,442.0                                   | 1,472.8 | 1,499.5 | 1,475.9 | 1,494.3 | 1,461.5 | 1,458.8 | 1,539.5 | 1,565.6 | 1,586.7 | 1,577.5 | 1,543.7 |       |
|   | D 310442 | 1982                                      | 1,680.4 | 1,693.8 | 1,779.0 | 1,770.8 | 1,773.3 | 1,736.2 | 1,727.9 | 1,807.0 | 1,706.9 | 1,722.6 | 1,638.2 |       |
| Adjusted for seasonal variation -<br>Chiffres désaisonnalisés (1)   | 1978     | 2,070.9                                   | 2,133.3 | 2,161.4 | 2,322.3 | 2,304.2 | 2,428.3 | 2,371.0 | 2,410.8 | 2,597.0 | 2,575.6 | 2,639.2 | 2,687.0 |       |
|   | 1979     | 2,644.5                                   | 2,596.4 | 2,627.0 | 2,530.3 | 2,694.0 | 2,527.1 | 2,683.6 | 3,000.8 | 2,620.1 | 2,660.2 | 2,627.8 | 2,675.5 |       |
|   | 1980     | 2,737.9                                   | 2,813.0 | 2,831.7 | 2,642.3 | 2,598.0 | 2,478.1 | 2,676.9 | 2,873.9 | 3,002.9 | 2,886.7 | 2,916.9 | 2,903.0 |       |
|   | 1981     | 2,686.0                                   | 2,903.6 | 2,952.3 | 3,121.1 | 3,103.0 | 3,188.8 | 3,074.4 | 2,888.2 | 2,817.0 | 2,870.7 | 2,819.0 | 2,719.0 |       |
|   | D 310467 | 1982                                      | 2,637.7 | 2,967.0 | 2,929.2 | 2,922.5 | 2,885.4 | 2,925.1 | 2,842.7 | 3,381.5 | 2,902.1 | 2,431.8 | 2,503.0 |       |
| New orders - Nouvelles commandes  | 1978     | 2,116.5                                   | 2,138.6 | 2,212.1 | 2,354.3 | 2,306.7 | 2,525.3 | 2,306.2 | 2,437.9 | 2,756.8 | 2,518.0 | 2,673.5 | 2,728.9 |       |
|   | 1979     | 2,569.8                                   | 2,612.2 | 2,632.9 | 2,588.0 | 2,726.4 | 2,557.4 | 2,740.3 | 2,992.6 | 2,613.1 | 2,657.9 | 2,627.7 | 2,727.2 |       |
|   | 1980     | 2,791.2                                   | 2,804.8 | 2,821.9 | 2,527.4 | 2,605.0 | 2,483.2 | 2,631.7 | 2,895.3 | 2,986.9 | 2,885.8 | 2,932.5 | 2,836.6 |       |
|   | 1981     | 2,674.0                                   | 2,906.6 | 2,905.9 | 3,138.3 | 3,138.2 | 3,173.3 | 3,100.0 | 2,892.9 | 2,812.4 | 2,849.6 | 2,765.3 | 2,710.7 |       |
|   | D 310475 | 1982                                      | 2,586.0 | 2,939.7 | 2,913.7 | 2,898.7 | 2,872.6 | 2,964.0 | 2,842.6 | 3,359.8 | 2,946.6 | 2,469.2 | 2,471.6 |       |
| Unfilled orders - Commandes en carnet   | 1978     | 524.8                                     | 530.1   | 580.8   | 612.8   | 615.3   | 712.3   | 647.5   | 674.6   | 834.4   | 776.8   | 811.1   | 853.0   |       |
|   | 1979     | 770.6                                     | 786.4   | 792.3   | 850.0   | 882.4   | 912.7   | 969.4   | 961.2   | 954.2   | 951.9   | 951.8   | 1,003.5 |       |
|   | 1980     | 1,056.8                                   | 1,048.6 | 1,038.8 | 923.9   | 930.9   | 936.0   | 890.8   | 912.2   | 896.2   | 895.3   | 910.9   | 844.5   |       |
|   | 1981     | 832.5                                     | 835.5   | 789.1   | 806.3   | 841.5   | 826.0   | 851.6   | 856.3   | 851.7   | 830.6   | 776.9   | 768.6   |       |
|   | D 310483 | 1982                                      | 716.9   | 689.6   | 674.1   | 650.3   | 637.5   | 676.4   | 676.3   | 654.6   | 699.1   | 736.5   | 705.1   |       |
| Inventory owned - Total - Des stocks possédés   | 1978     | 3,355.2                                   | 3,438.4 | 3,340.1 | 3,392.1 | 3,344.4 | 3,303.5 | 3,319.4 | 3,372.4 | 3,366.5 | 3,376.0 | 3,400.3 | 3,458.6 |       |
|   | 1979     | 3,502.8                                   | 3,592.7 | 3,697.8 | 3,679.5 | 3,745.8 | 3,859.8 | 3,853.7 | 3,918.1 | 4,066.6 | 4,100.3 | 4,140.5 | 4,224.5 |       |
|   | 1980     | 4,263.5                                   | 4,242.1 | 4,287.9 | 4,324.6 | 4,279.2 | 4,227.0 | 4,354.9 | 4,400.8 | 4,355.8 | 4,432.0 | 4,443.8 | 4,473.0 |       |
|   | 1981     | 4,538.7                                   | 4,485.7 | 4,752.8 | 4,903.1 | 5,019.9 | 5,042.9 | 5,076.0 | 5,177.7 | 5,217.6 | 5,296.0 | 5,359.1 | 5,372.1 |       |
|   | D 310524 | 1982                                      | 5,418.2 | 5,392.2 | 5,466.3 | 5,527.1 | 5,635.6 | 5,568.6 | 5,685.0 | 5,539.2 | 5,394.9 | 5,366.2 | 5,244.8 |       |
| Raw materials - Matières premières  | 1978     | 1,189.8                                   | 1,229.1 | 1,208.6 | 1,195.1 | 1,181.9 | 1,173.5 | 1,184.3 | 1,202.4 | 1,183.4 | 1,181.8 | 1,213.3 | 1,214.4 |       |
|   | 1979     | 1,210.6                                   | 1,235.0 | 1,240.7 | 1,254.7 | 1,267.7 | 1,314.7 | 1,354.8 | 1,360.7 | 1,413.9 | 1,409.5 | 1,421.6 | 1,453.4 |       |
|   | 1980     | 1,484.0                                   | 1,478.6 | 1,485.3 | 1,551.4 | 1,505.5 | 1,470.3 | 1,483.2 | 1,482.2 | 1,482.7 | 1,542.3 | 1,538.4 | 1,567.7 |       |
|   | 1981     | 1,554.2                                   | 1,562.4 | 1,839.1 | 1,934.4 | 1,987.9 | 2,010.7 | 2,025.3 | 2,090.3 | 2,131.4 | 2,155.3 | 2,233.2 | 2,247.4 |       |
|   | D 310491 | 1982                                      | 2,194.1 | 2,209.8 | 2,224.0 | 2,272.8 | 2,301.1 | 2,302.0 | 2,245.5 | 2,205.6 | 2,166.4 | 2,110.6 | 2,107.1 |       |
| Goods in process - Produits en cours  | 1978     | 1,098.2                                   | 1,098.0 | 1,085.3 | 1,121.8 | 1,108.7 | 1,126.5 | 1,144.7 | 1,162.6 | 1,172.1 | 1,184.4 | 1,174.2 | 1,218.8 |       |
|   | 1979     | 1,214.6                                   | 1,232.4 | 1,270.9 | 1,245.4 | 1,265.9 | 1,310.4 | 1,288.7 | 1,348.4 | 1,380.7 | 1,408.6 | 1,433.7 | 1,474.2 |       |
|   | 1980     | 1,491.8                                   | 1,482.1 | 1,481.4 | 1,461.4 | 1,458.6 | 1,395.3 | 1,453.2 | 1,450.8 | 1,452.6 | 1,470.3 | 1,460.0 | 1,460.0 |       |
|   | 1981     | 1,518.5                                   | 1,485.1 | 1,467.0 | 1,526.3 | 1,553.5 | 1,557.1 | 1,552.8 | 1,576.3 | 1,552.8 | 1,554.3 | 1,520.9 | 1,476.3 |       |
|   | D 310499 | 1982                                      | 1,515.3 | 1,527.0 | 1,528.2 | 1,521.1 | 1,580.7 | 1,513.8 | 1,665.1 | 1,559.3 | 1,557.5 | 1,535.1 | 1,468.8 |       |
| Finished products - Produits finis  | 1978     | 1,067.2                                   | 1,111.3 | 1,046.2 | 1,075.2 | 1,053.8 | 1,003.5 | 990.4   | 1,007.4 | 1,011.0 | 1,009.8 | 1,012.8 | 1,025.4 |       |
|   | 1979     | 1,077.6                                   | 1,125.3 | 1,186.2 | 1,179.4 | 1,212.2 | 1,234.7 | 1,210.2 | 1,209.0 | 1,282.2 | 1,282.2 | 1,285.2 | 1,296.9 |       |
|   | 1980     | 1,287.7                                   | 1,281.4 | 1,321.2 | 1,311.8 | 1,315.1 | 1,361.4 | 1,435.0 | 1,465.4 | 1,427.3 | 1,437.1 | 1,435.1 | 1,445.3 |       |
|   | 1981     | 1,466.0                                   | 1,438.2 | 1,446.7 | 1,442.4 | 1,478.5 | 1,475.1 | 1,497.9 | 1,511.1 | 1,533.4 | 1,586.4 | 1,605.0 | 1,653.4 |       |
|   | D 310507 | 1982                                      | 1,708.8 | 1,655.4 | 1,714.1 | 1,733.2 | 1,753.8 | 1,752.8 | 1,774.4 | 1,774.3 | 1,671.0 | 1,720.5 | 1,668.9 |       |
| <b>SUPPLEMENTARY CLASSIFICATION - AUTOMOTIVE PRODUCTS INDUSTRIES - CLASSIFICATION COMPLÉMENTAIRE - INDUSTRIES CONNEXES DE L'AUTOMOBILE:</b> |          |   |         |         |         |         |         |         |         |         |         |         |         |       |
| Unadjusted for seasonal variation -<br>Chiffres non désaisonnalisés   | 1978     | 1,478.1                                   | 2,005.4 | 2,281.6 | 2,171.7 | 2,348.3 | 2,472.5 | 1,833.4 | 1,903.8 | 2,394.9 | 2,576.6 | 2,707.0 | 2,455.7 |       |
|   | 1979     | 2,650.4                                   | 2,499.6 | 2,760.2 | 2,445.2 | 2,775.1 | 2,639.2 | 2,210.5 | 2,319.8 | 2,491.1 | 2,783.8 | 2,583.1 | 2,370.9 |       |
|   | 1980     | 2,394.9                                   | 2,457.8 | 2,773.5 | 2,485.3 | 2,451.4 | 2,472.5 | 2,188.7 | 2,042.4 | 2,798.0 | 3,104.9 | 3,034.8 | 3,068.8 |       |
|   | 1981     | 2,724.0                                   | 2,776.8 | 3,229.2 | 3,335.0 | 3,287.5 | 3,638.5 | 3,165.2 | 2,961.0 | 3,350.7 | 3,584.9 | 3,409.5 | 3,133.2 |       |
|   | D 310403 | 1982                                      | 2,992.2 | 3,191.9 | 3,731.0 | 3,371.1 | 3,569.5 | 3,980.6 | 3,114.6 | 3,503.3 | 3,628.1 | 3,205.6 | 3,300.4 |       |
| New orders - Nouvelles commandes  | 1978     | 2,006.1                                   | 2,046.9 | 2,337.7 | 2,208.9 | 2,337.4 | 2,472.7 | 1,840.9 | 1,970.4 | 2,410.1 | 2,606.3 | 2,752.7 | 2,507.6 |       |
|   | 1979     | 2,698.7                                   | 2,538.5 | 2,749.6 | 2,472.3 | 2,797.1 | 2,609.5 | 2,260.8 | 2,312.3 | 2,448.0 | 2,752.4 | 2,595.7 | 2,389.8 |       |
|   | 1980     | 2,511.8                                   | 2,452.4 | 2,717.5 | 2,405.7 | 2,371.5 | 2,474.2 | 2,165.7 | 2,055.2 | 2,748.3 | 3,154.2 | 3,088.2 | 3,066.0 |       |
|   | 1981     | 2,736.5                                   | 2,843.8 | 3,222.9 | 3,368.2 | 3,282.8 | 3,597.2 | 3,179.7 | 2,979.9 | 3,326.9 | 3,539.9 | 3,342.7 | 3,127.2 |       |
|   | D 310411 | 1982                                      | 3,058.4 | 3,188.1 | 3,684.9 | 3,368.5 | 3,558.8 | 3,959.1 | 3,112.4 | 3,484.7 | 3,586.1 | 3,195.8 | 3,298.2 |       |
| Unfilled orders - Commandes en carnet   | 1978     | 434.7                                     | 476.1   | 530.1   | 567.3   | 556.4   | 556.7   | 564.2   | 630.8   | 646.0   | 675.7   | 721.4   | 773.3   |       |
|   | 1979     | 821.6                                     | 860.5   | 850.0   | 877.1   | 899.2   | 869.4   | 919.7   | 912.1   | 869.0   | 837.6   | 850.2   | 869.0   |       |
|   | 1980     | 987.0                                     | 981.6   | 925.5   | 845.9   | 766.0   | 717.6   | 694.6   | 707.4   | 657.7   | 706.9   | 760.2   | 757.4   |       |
|   | 1981     | 769.9                                     | 836.9   | 830.5   | 863.7   | 859.0   | 817.8   | 832.2   | 851.0   | 827.3   | 782.3   | 715.4   | 709.4   |       |
|   | D 310419 | 1982                                      | 775.7   | 771.9   | 725.8   | 723.3   | 712.7   | 691.1   | 688.9   | 670.2   | 628.3   | 618.5   | 616.3   |       |
| Inventory owned - Total - Des stocks possédés   | 1978     | 2,912.9                                   | 2,976.3 | 2,965.1 | 2,980.5 | 2,884.8 | 2,985.7 | 2,894.7 | 3,034.9 | 3,048.4 | 3,037.6 | 3,039.8 | 3,108.6 |       |
|   | 1979     | 3,181.0                                   | 3,346.9 | 3,439.8 | 3,443.4 | 3,510.0 | 3,616.4 | 3,458.4 | 3,603.2 | 3,540.2 | 3,661.3 | 3,704.4 | 3,792.1 |       |
|   | 1980     | 3,858.3                                   | 3,918.3 | 4,121.1 | 4,166.3 | 4,167.1 | 4,127.9 | 4,112.7 | 4,346.5 | 4,302.3 | 4,273.6 | 4,120.4 | 4,342.5 |       |
|   | 1981     | 4,640.1                                   | 4,600.4 | 4,579.1 | 4,973.6 | 4,946.0 | 5,244.9 | 5,107.1 | 5,454.4 | 5,345.0 | 5,242.5 | 5,076.3 | 5,172.4 |       |
|   | D 310460 | 1982                                      | 5,276.9 | 5,444.2 | 5,399.9 | 5,220.9 | 5,074.2 | 5,087.1 | 5,029.4 | 5,101.7 | 5,050.8 | 4,857.9 | 4,951.3 |       |
| Raw materials - Matières premières  | 1978     | 935.0                                     | 967.5   | 1,030.0 | 998.4   | 1,014.0 | 1,098.3 | 1,025.2 | 1,080.7 | 1,118.4 | 1,115.8 | 1,124.4 | 1,164.8 |       |
|   | 1979     | 1,099.1                                   | 1,142.7 | 1,195.9 | 1,180.6 | 1,248.9 | 1,290.9 | 1,291.5 | 1,316.0 | 1,287.0 | 1,437.1 | 1,424.2 | 1,466.4 |       |
|   | 1980     | 1,441.4                                   | 1,423.9 | 1,455.9 | 1,553.8 | 1,574.5 | 1,511.7 | 1,551.2 | 1,577.5 | 1,631.5 | 1,677.1 | 1,547.0 | 1,674.4 |       |
|   | 1981     | 1,752.9                                   | 1,662.0 | 1,603.6 | 1,834.9 | 1,785.0 | 1,941.0 | 1,903.7 | 2,005.8 | 1,968.8 | 1,943.5 | 1,812.5 | 1,856.6 |       |
|   | D 310427 | 1982                                      | 1,784.0 | 2,000.1 | 1,896.7 | 1,775.2 | 1,729.0 | 1,778.5 | 1,747.2 | 1,726.0 | 1,732.1 | 1,605.0 | 1,798.3 |       |

See footnote(s) at end of statistical tables. - Voir note(s) à la fin des tableaux statistiques.



TABLE 4. Estimated Value of Shipments, Orders and Inventory in Manufacturing Industries grouped according to an Economic Use Classification

TABLEAU 4. Valeur estimative des livraisons, commandes et stocks des industries manufacturières groupées d'après la classification économique en fonction de l'utilisation

|   |      | Month - Mois |            |               |                |            |             |               |             |         |         |         |         | Total |
|---|------|--------------|------------|---------------|----------------|------------|-------------|---------------|-------------|---------|---------|---------|---------|-------|
|   |      | Jan<br>Janv  | Feb<br>Fev | March<br>Mars | April<br>Avril | May<br>Mai | June<br>Jun | July<br>Juill | Aug<br>Août | Sept    | Oct     | Nov     | Déc     |       |
| millions of dollars - millions de dollars   |      |              |            |               |                |            |             |               |             |         |         |         |         |       |
| Goods in process - Produits en cours  | 1978 | 791.1        | 779.0      | 736.0         | 737.7          | 693.1      | 705.0       | 677.2         | 761.5       | 778.7   | 809.9   | 798.8   | 842.3   |       |
|   | 1979 | 839.1        | 884.2      | 874.0         | 842.0          | 823.4      | 860.8       | 730.7         | 876.4       | 867.3   | 893.7   | 912.8   | 930.7   |       |
|   | 1980 | 921.0        | 904.0      | 937.5         | 926.7          | 909.6      | 881.2       | 811.7         | 932.1       | 920.0   | 949.5   | 948.1   | 996.6   |       |
|   | 1981 | 1,079.9      | 1,077.6    | 1,002.5       | 1,094.3        | 1,131.2    | 1,147.2     | 1,024.3       | 1,190.6     | 1,171.6 | 1,212.4 | 1,194.3 | 1,149.2 |       |
| D 310435  | 1982 | 1,227.6      | 1,272.3    | 1,271.5       | 1,185.5        | 1,178.4    | 1,100.2     | 1,087.0       | 1,136.6     | 1,185.5 | 1,226.0 | 1,172.8 |         |       |
| Finished products - Produits finis  | 1978 | 1,186.7      | 1,229.6    | 1,199.0       | 1,244.4        | 1,177.6    | 1,182.2     | 1,192.2       | 1,192.6     | 1,151.2 | 1,111.8 | 1,116.5 | 1,102.2 |       |
|   | 1979 | 1,242.7      | 1,320.0    | 1,369.8       | 1,420.7        | 1,437.6    | 1,464.6     | 1,436.1       | 1,410.6     | 1,385.7 | 1,330.4 | 1,367.2 | 1,394.4 |       |
|   | 1980 | 1,495.8      | 1,590.3    | 1,727.6       | 1,685.7        | 1,682.9    | 1,734.9     | 1,749.7       | 1,836.8     | 1,750.6 | 1,646.9 | 1,625.3 | 1,671.4 |       |
|   | 1981 | 1,807.3      | 1,860.7    | 1,972.9       | 2,044.3        | 2,029.7    | 2,156.6     | 2,178.9       | 2,257.8     | 2,204.6 | 2,086.5 | 2,069.4 | 2,166.5 |       |
| O 310443  | 1982 | 2,265.3      | 2,171.8    | 2,231.6       | 2,260.1        | 2,166.8    | 2,208.4     | 2,195.3       | 2,239.1     | 2,133.2 | 2,026.9 | 1,980.2 |         |       |
| Adjusted for seasonal variation -<br>Chiffres désaisonnalisés(1):<br>Shipments - Livraisons | 1978 | 2,006.4      | 2,042.5    | 2,055.9       | 2,185.1        | 2,145.9    | 2,315.2     | 2,250.6       | 2,321.8     | 2,410.0 | 2,430.4 | 2,483.9 | 2,537.2 |       |
|   | 1979 | 2,587.8      | 2,565.0    | 2,583.1       | 2,422.3        | 2,592.1    | 2,541.9     | 2,631.2       | 2,738.0     | 2,561.2 | 2,474.1 | 2,415.4 | 2,424.7 |       |
|   | 1980 | 2,387.9      | 2,447.6    | 2,632.8       | 2,373.7        | 2,391.4    | 2,407.8     | 2,478.0       | 2,549.1     | 2,743.7 | 2,772.6 | 2,927.6 | 2,946.6 |       |
|   | 1981 | 2,825.7      | 2,877.4    | 3,044.7       | 3,198.1        | 3,291.7    | 3,472.5     | 3,558.5       | 3,653.0     | 3,209.9 | 3,328.3 | 3,214.9 | 3,047.1 |       |
| D 310468  | 1982 | 3,180.2      | 3,312.6    | 3,328.9       | 3,336.8        | 3,549.7    | 3,725.1     | 3,639.9       | 4,285.3     | 3,472.3 | 3,042.5 | 3,037.8 |         |       |
| New orders - Nouvelles commandes  | 1978 | 2,015.0      | 2,077.1    | 2,107.6       | 2,234.0        | 2,140.6    | 2,350.0     | 2,250.0       | 2,381.1     | 2,457.5 | 2,459.3 | 2,517.1 | 2,563.6 |       |
|   | 1979 | 2,602.8      | 2,572.1    | 2,578.8       | 2,464.3        | 2,626.5    | 2,564.0     | 2,681.2       | 2,724.7     | 2,557.8 | 2,433.3 | 2,424.4 | 2,403.4 |       |
|   | 1980 | 2,471.0      | 2,396.7    | 2,591.1       | 2,313.7        | 2,332.0    | 2,401.3     | 2,454.1       | 2,555.4     | 2,721.9 | 2,819.9 | 2,983.8 | 2,906.3 |       |
|   | 1981 | 2,810.6      | 2,898.5    | 3,052.8       | 3,242.4        | 3,309.0    | 3,477.6     | 3,573.1       | 3,661.7     | 3,321.4 | 3,276.6 | 3,144.8 | 3,005.2 |       |
| D 310476  | 1982 | 3,219.4      | 3,265.7    | 3,301.0       | 3,344.9        | 3,559.0    | 3,741.9     | 3,637.3       | 4,256.7     | 3,456.3 | 3,029.8 | 3,036.3 |         |       |
| Unfilled orders - Commandes en carnet   | 1978 | 414.7        | 449.3      | 501.0         | 549.9          | 544.6      | 579.4       | 578.8         | 638.1       | 685.6   | 714.5   | 747.7   | 774.1   |       |
|   | 1979 | 793.7        | 800.8      | 796.5         | 838.5          | 872.9      | 895.0       | 945.0         | 931.7       | 928.3   | 887.5   | 896.5   | 875.2   |       |
|   | 1980 | 958.3        | 907.4      | 865.7         | 805.7          | 746.3      | 739.8       | 715.9         | 722.2       | 700.4   | 747.7   | 803.9   | 763.6   |       |
|   | 1981 | 748.5        | 769.6      | 777.7         | 822.0          | 839.3      | 844.4       | 859.0         | 867.7       | 879.2   | 827.5   | 757.4   | 715.5   |       |
| O 310484  | 1982 | 754.8        | 707.9      | 680.0         | 688.1          | 697.4      | 714.2       | 711.6         | 683.0       | 667.0   | 654.3   | 652.8   |         |       |
| Inventory owned - Total - Des stocks<br>possédés  | 1978 | 2,925.8      | 2,948.4    | 2,878.8       | 2,936.4        | 2,907.2    | 2,984.5     | 2,996.9       | 3,002.5     | 3,042.3 | 3,059.3 | 3,066.6 | 3,112.4 |       |
|   | 1979 | 3,204.1      | 3,313.5    | 3,361.9       | 3,372.8        | 3,525.7    | 3,565.5     | 3,545.9       | 3,543.8     | 3,537.6 | 3,702.2 | 3,801.6 | 3,833.4 |       |
|   | 1980 | 3,896.3      | 3,895.5    | 4,036.9       | 4,076.8        | 4,173.3    | 4,045.5     | 4,200.2       | 4,261.9     | 4,299.4 | 4,333.8 | 4,263.2 | 4,401.5 |       |
|   | 1981 | 4,689.0      | 4,573.0    | 4,490.1       | 4,859.1        | 4,943.7    | 5,136.4     | 5,211.4       | 5,344.9     | 5,348.1 | 5,329.7 | 5,272.8 | 5,266.7 |       |
| D 310525  | 1982 | 5,330.0      | 5,413.8    | 5,298.9       | 5,091.9        | 5,065.2    | 4,976.7     | 5,136.6       | 4,991.6     | 5,059.6 | 4,952.7 | 5,147.9 |         |       |
| Raw materials - Matières premières  | 1978 | 949.7        | 995.6      | 1,014.7       | 1,002.4        | 1,029.8    | 1,072.8     | 1,056.3       | 1,087.9     | 1,099.5 | 1,089.4 | 1,122.0 | 1,140.3 |       |
|   | 1979 | 1,131.7      | 1,178.6    | 1,193.9       | 1,179.5        | 1,260.0    | 1,254.4     | 1,320.0       | 1,315.1     | 1,263.3 | 1,399.0 | 1,428.7 | 1,441.3 |       |
|   | 1980 | 1,487.7      | 1,471.4    | 1,459.4       | 1,552.1        | 1,583.8    | 1,467.7     | 1,580.9       | 1,574.7     | 1,602.0 | 1,629.0 | 1,559.5 | 1,644.1 |       |
|   | 1981 | 1,811.5      | 1,716.9    | 1,612.7       | 1,831.6        | 1,790.0    | 1,887.9     | 1,934.8       | 2,001.0     | 1,934.9 | 1,888.7 | 1,830.9 | 1,823.0 |       |
| D 310492  | 1982 | 1,844.9      | 2,066.0    | 1,910.7       | 1,771.5        | 1,731.0    | 1,731.4     | 1,773.2       | 1,721.3     | 1,702.9 | 1,560.0 | 1,818.5 |         |       |
| Goods in process - Produits en cours  | 1978 | 760.7        | 742.1      | 706.1         | 736.6          | 718.5      | 751.4       | 777.0         | 773.3       | 784.8   | 791.2   | 771.8   | 794.9   |       |
|   | 1979 | 803.6        | 836.8      | 845.6         | 835.5          | 850.9      | 892.4       | 834.5         | 882.9       | 877.3   | 879.8   | 901.3   | 896.9   |       |
|   | 1980 | 882.3        | 855.6      | 909.4         | 919.5          | 937.9      | 907.8       | 926.5         | 934.4       | 931.5   | 936.2   | 940.2   | 964.1   |       |
|   | 1981 | 1,035.4      | 1,020.6    | 972.5         | 1,085.1        | 1,164.8    | 1,177.7     | 1,168.3       | 1,190.1     | 1,188.6 | 1,196.8 | 1,187.4 | 1,115.7 |       |
| D 310500  | 1982 | 1,177.4      | 1,205.4    | 1,233.5       | 1,175.2        | 1,212.6    | 1,127.4     | 1,239.3       | 1,134.5     | 1,203.9 | 1,210.9 | 1,167.6 |         |       |
| Finished products - Produits finis  | 1978 | 1,215.4      | 1,210.7    | 1,158.0       | 1,197.4        | 1,158.9    | 1,160.3     | 1,163.6       | 1,141.3     | 1,158.0 | 1,178.7 | 1,172.8 | 1,177.2 |       |
|   | 1979 | 1,268.8      | 1,298.1    | 1,322.4       | 1,357.8        | 1,414.8    | 1,418.7     | 1,391.4       | 1,345.8     | 1,397.0 | 1,423.4 | 1,471.6 | 1,495.2 |       |
|   | 1980 | 1,526.3      | 1,568.5    | 1,668.1       | 1,605.2        | 1,651.6    | 1,670.0     | 1,692.8       | 1,752.8     | 1,765.9 | 1,768.6 | 1,763.5 | 1,793.3 |       |
|   | 1981 | 1,842.1      | 1,835.5    | 1,904.9       | 1,942.4        | 1,988.9    | 2,070.8     | 2,108.3       | 2,153.8     | 2,224.6 | 2,244.2 | 2,254.5 | 2,328.0 |       |
| D 310508  | 1982 | 2,307.7      | 2,142.4    | 2,154.7       | 2,145.2        | 2,121.6    | 2,117.9     | 2,124.1       | 2,135.8     | 2,152.8 | 2,181.8 | 2,161.8 |         |       |

See footnote(s) at end of statistical tables - Voir note(s) à la fin des tableaux statistiques

TABLE 5. Estimated Value of Shipments, by Industry Group and Province

TABLEAU 5. Valeur estimative des livraisons, par groupe d'industries et province

|   |      | Months - Mois                              |              |               |                |            |              |                |              |           |           |           |           | Total      |
|---|------|--|--------------|---------------|----------------|------------|--------------|----------------|--------------|-----------|-----------|-----------|-----------|------------|
|   |      | Jan.<br>Janv.                              | Feb.<br>Fév. | March<br>Mars | April<br>Avril | May<br>Mai | June<br>Juin | July<br>Juill. | Aug.<br>Août | Sept.     | Oct.      | Nov.      | Déc.      |            |
|   |      | thousands of dollars - milliers de dollars |              |               |                |            |              |                |              |           |           |           |           |            |
| <b>FOODS AND BEVERAGES INDUSTRIES -<br/>INDUSTRIES DES ALIMENTS ET BOISSONS</b> |      |  |              |               |                |            |              |                |              |           |           |           |           |            |
| Newfoundland - Terre-Neuve  | 1978 | 18 429                                     | 20 794       | 23 250        | 22 932         | 30 743     | 33 771       | 40 283         | 42 060       | 38 321    | 38 135    | 33 081    | 27 459    | 369 258    |
|   | 1979 | 31 539                                     | 29 119       | 33 758        | 33 255         | 38 996     | 41 355       | 45 268         | 46 342       | 43 733    | 45 934    | 39 327    | 38 294    | 466 920    |
|   | 1980 | 30 986                                     | 30 006       | 41 413        | 36 540         | 41 800     | 44 775       | 44 404         | 41 390       | 42 724    | 45 602    | 41 457    | 41 548    | 482 281    |
|   | 1981 | 34 920                                     | 40 569       | 50 020        | 41 746         | 42 288     | 48 330       | 51 669         | 49 451       | 50 284    | 48 097    | 44 695    | 42 669    | 544 738    |
| D 311395  | 01   | 1982                                       | 33 702       | 36 397        | 51 000         | 48 106     | 48 803       | 58 232         | 66 482       | 62 677    | 67 351    | 57 437    | 55 726    |            |
| Nova Scotia - Nouvelle-Écosse   | 1978 | 43 763                                     | 44 073       | 49 872        | 48 626         | 56 073     | 62 318       | 53 321         | 63 281       | 63 249    | 59 779    | 58 208    | 59 087    | 661 650    |
|   | 1979 | 56 668                                     | 52 582       | 64 051        | 57 849         | 63 941     | 71 435       | 64 308         | 66 926       | 70 467    | 71 514    | 65 442    | 62 107    | 767 290    |
|   | 1980 | 57 584                                     | 58 042       | 67 159        | 62 344         | 69 118     | 79 151       | 77 225         | 71 833       | 75 209    | 77 091    | 74 932    | 75 043    | 844 731    |
|   | 1981 | 65 795                                     | 68 249       | 78 149        | 69 752         | 75 026     | 85 660       | 76 995         | 79 838       | 85 352    | 90 473    | 77 626    | 73 045    | 925 960    |
| D 311397  |      | 1982                                       | 61 265       | 68 270        | 79 132         | 73 691     | 72 365       | 88 020         | 88 875       | 91 473    | 91 198    | 89 338    | 86 440    |            |
| New Brunswick - Nouveau-Brunswick   | 1978 | 39 432                                     | 39 888       | 44 585        | 41 208         | 47 377     | 54 899       | 49 905         | 54 004       | 54 039    | 53 437    | 51 982    | 49 450    | 580 206    |
|   | 1979 | 46 705                                     | 45 341       | 48 825        | 47 582         | 55 689     | 62 874       | 61 513         | 60 457       | 60 158    | 63 292    | 57 755    | 53 125    | 663 316    |
|   | 1980 | 53 956                                     | 56 797       | 62 713        | 61 234         | 65 498     | 70 593       | 71 552         | 69 297       | 74 896    | 79 689    | 70 610    | 67 004    | 803 839    |
|   | 1981 | 61 587                                     | 58 272       | 63 845        | 68 719         | 76 577     | 76 332       | 76 332         | 71 974       | 77 505    | 73 345    | 75 318    | 69 831    | 860 594    |
| D 311398  |      | 1982                                       | 64 416       | 60 549        | 67 572         | 70 480     | 69 913       | 82 313         | 84 507       | 77 163    | 78 963    | 78 202    | 74 823    |            |
| Québec  | 1978 | 385 590                                    | 415 073      | 467 094       | 444 325        | 503 278    | 521 801      | 488 783        | 503 305      | 520 185   | 514 085   | 517 811   | 508 150   | 5 789 480  |
|   | 1979 | 460 058                                    | 470 433      | 529 790       | 510 969        | 545 906    | 582 428      | 535 409        | 563 587      | 578 822   | 600 937   | 579 165   | 561 221   | 6 518 725  |
|   | 1980 | 537 270                                    | 528 898      | 557 453       | 561 618        | 621 933    | 624 607      | 619 111        | 650 011      | 687 709   | 716 432   | 651 078   | 677 123   | 7 433 243  |
|   | 1981 | 615 211                                    | 611 052      | 655 371       | 672 480        | 690 378    | 733 766      | 729 717        | 681 488      | 754 685   | 724 357   | 712 838   | 697 790   | 8 279 133  |
| D 311399  |      | 1982                                       | 611 688      | 638 625       | 756 441        | 720 263    | 775 325      | 797 524        | 766 372      | 773 990   | 790 621   | 773 035   | 732 013   |            |
| Ontario   | 1978 | 574 235                                    | 621 834      | 677 981       | 653 104        | 734 735    | 767 959      | 661 220        | 730 071      | 794 492   | 796 686   | 803 369   | 740 846   | 8 556 532  |
|   | 1979 | 712 658                                    | 756 704      | 824 421       | 775 322        | 829 827    | 865 659      | 808 460        | 829 073      | 892 789   | 912 388   | 897 009   | 829 488   | 9 933 798  |
|   | 1980 | 807 613                                    | 833 415      | 865 491       | 877 135        | 936 798    | 944 021      | 927 225        | 943 792      | 1 058 892 | 1 074 690 | 1 021 864 | 999 747   | 11 290 687 |
|   | 1981 | 945 825                                    | 957 651      | 1 038 326     | 1 077 064      | 1 079 067  | 1 088 739    | 1 049 034      | 1 071 364    | 1 154 718 | 1 138 126 | 1 114 559 | 1 046 888 | 12 756 361 |
| D 311400  |      | 1982                                       | 926 510      | 1 003 297     | 1 081 274      | 1 050 011  | 1 142 868    | 1 166 092      | 1 080 030    | 1 119 601 | 1 212 541 | 1 163 356 | 1 188 057 |            |
| Manitoba  | 1978 | 77 667                                     | 88 302       | 85 806        | 86 990         | 91 503     | 91 646       | 76 616         | 88 917       | 93 755    | 99 580    | 110 207   | 102 986   | 1 093 575  |
|   | 1979 | 94 195                                     | 95 070       | 103 637       | 93 520         | 109 462    | 108 104      | 106 120        | 110 155      | 107 587   | 110 974   | 111 452   | 102 874   | 1 253 450  |
|   | 1980 | 97 199                                     | 96 760       | 98 692        | 101 102        | 108 490    | 109 929      | 112 818        | 112 014      | 115 125   | 119 618   | 118 354   | 118 600   | 1 308 701  |
|   | 1981 | 104 919                                    | 108 431      | 115 218       | 111 411        | 120 294    | 118 382      | 120 198        | 116 733      | 121 610   | 120 371   | 123 720   | 115 881   | 1 397 148  |
| D 311401  |      | 1982                                       | 102 995      | 112 160       | 118 112        | 114 999    | 126 386      | 125 601        | 122 188      | 127 752   | 125 150   | 122 766   | 130 372   |            |
| Saskatchewan  | 1978 | 39 406                                     | 41 288       | 41 657        | 40 186         | 46 693     | 50 324       | 49 880         | 52 649       | 45 963    | 48 593    | 52 177    | 50 378    | 559 194    |
|   | 1979 | 54 703                                     | 53 261       | 59 242        | 53 464         | 67 876     | 60 595       | 55 618         | 67 287       | 58 966    | 62 316    | 62 419    | 55 977    | 711 724    |
|   | 1980 | 60 585                                     | 59 053       | 59 819        | 59 310         | 67 086     | 63 526       | 66 198         | 62 788       | 64 859    | 67 544    | 66 779    | 69 062    | 766 609    |
|   | 1981 | 60 103                                     | 67 564       | 73 956        | 71 457         | 71 339     | 72 102       | 71 667         | 70 951       | 71 191    | 74 223    | 71 262    | 68 179    | 843 994    |
| D 311402  |      | 1982                                       | 56 808       | 60 615        | 73 108         | 73 229     | 76 633       | 81 883         | 78 202       | 80 160    | 74 956    | 73 779    | 76 660    |            |
| Alberta   | 1978 | 175 286                                    | 178 419      | 198 420       | 201 650        | 211 511    | 208 437      | 185 491        | 194 907      | 207 442   | 225 967   | 217 128   | 219 570   | 2 424 228  |
|   | 1979 | 212 140                                    | 218 995      | 240 840       | 230 723        | 256 706    | 246 619      | 226 227        | 239 082      | 233 974   | 250 773   | 241 431   | 227 186   | 2 824 696  |
|   | 1980 | 240 949                                    | 235 999      | 244 864       | 238 200        | 277 045    | 270 498      | 260 176        | 259 044      | 250 166   | 253 009   | 248 995   | 246 517   | 3 025 462  |
|   | 1981 | 253 575                                    | 242 997      | 280 146       | 267 294        | 295 149    | 305 258      | 310 726        | 286 563      | 277 295   | 293 090   | 278 131   | 273 023   | 3 363 247  |
| D 311403  |      | 1982                                       | 255 164      | 260 044       | 291 164        | 267 785    | 291 804      | 305 546        | 281 058      | 280 029   | 285 259   | 269 219   | 289 975   |            |
| British Columbia - Colombie-Britannique   | 1978 | 114 834                                    | 122 962      | 143 995       | 154 620        | 163 374    | 138 488      | 135 412        | 153 681      | 168 965   | 168 484   | 173 246   | 145 958   | 1 784 019  |
|   | 1979 | 137 577                                    | 140 338      | 168 223       | 189 512        | 180 524    | 186 263      | 167 739        | 175 337      | 178 048   | 190 494   | 182 545   | 167 773   | 2 064 373  |
|   | 1980 | 150 810                                    | 156 559      | 162 511       | 168 161        | 177 771    | 180 719      | 188 767        | 192 791      | 185 617   | 211 679   | 198 402   | 199 278   | 2 172 565  |
|   | 1981 | 169 724                                    | 170 972      | 189 175       | 196 016        | 197 985    | 214 813      | 214 191        | 208 682      | 218 502   | 212 213   | 208 717   | 207 536   | 2 408 526  |
| D 311404  |      | 1982                                       | 165 157      | 177 289       | 201 288        | 193 069    | 206 775      | 237 762        | 220 342      | 217 379   | 219 414   | 212 898   | 212 328   |            |
| Canada  | 1978 | 1 476 651                                  | 1 580 410    | 1 740 679     | 1 701 366      | 1 897 799  | 1 942 652    | 1 754 310      | 1 896 669    | 2 000 627 | 2 018 239 | 2 030 751 | 1 915 566 | 21 955 719 |
|   | 1979 | 1 817 060                                  | 1 872 416    | 2 084 401     | 2 003 211      | 2 164 415  | 2 241 760    | 2 085 383      | 2 175 429    | 2 239 971 | 2 325 706 | 2 252 038 | 2 110 384 | 25 372 174 |
|   | 1980 | 2 049 446                                  | 2 066 843    | 2 173 782     | 2 179 995      | 2 382 641  | 2 405 804    | 2 386 284      | 2 420 205    | 2 571 568 | 2 661 631 | 2 507 161 | 2 508 422 | 28 313 782 |
|   | 1981 | 2 325 082                                  | 2 337 310    | 2 557 136     | 2 585 681      | 2 667 498  | 2 763 440    | 2 732 954      | 2 658 422    | 2 828 736 | 2 790 913 | 2 723 237 | 2 610 778 | 31 581 187 |
| D 311394  |      | 1982                                       | 2 292 463    | 2 431 126     | 2 733 442      | 2 626 014  | 2 829 616    | 2 963 434      | 2 809 534    | 2 853 943 | 2 967 207 | 2 858 432 | 2 862 569 |            |
| <b>TOBACCO PRODUCTS INDUSTRIES - INDUSTRIE<br/>DU TABAC</b>                     |      |  |              |               |                |            |              |                |              |           |           |           |           |            |
| Québec  | 1978 | 23 704                                     | 30 930       | 31 192        | 27 101         | 42 395     | 44 762       | 42 785         | 33 031       | 40 161    | 33 978    | 40 356    | 48 925    | 439 320    |
|   | 1979 | 25 253                                     | 41 164       | 35 448        | 33 757         | 43 397     | 45 529       | 41 332         | 41 056       | 44 388    | 40 414    | 39 605    | 57 187    | 488 530    |
|   | 1980 | 28 022                                     | 35 309       | 49 248        | 40 301         | 53 217     | 46 393       | 47 233         | 46 077       | 51 235    | 54 027    | 43 809    | 62 204    | 557 075    |
|   | 1981 | 41 230                                     | 39 356       | 54 832        | 45 139         | 47 405     | 58 116       | 49 746         | 53 346       | 57 725    | 50 179    | 47 336    | 69 441    | 613 851    |
| D 311628  | 02   | 1982                                       | 35 184       | 46 442        | 60 985         | 48 439     | 54 154       | 72 492         | 49 103       | 76 481    | 54 401    | 47 089    | 57 736    |            |
| Ontario   | 1978 | 45 398                                     | 52 157       | 54 483        | 41 008         | 39 008     | 46 729       | 40 467         | 41 136       | 42 390    | 44 040    | 54 252    | 56 041    | 557 109    |
|   | 1979 | 52 468                                     | 57 976       | 59 008        | 53 298         | 43 713     | 50 849       | 42 741         | 41 774       | 42 773    | 48 460    | 59 988    | 72 343    | 625 391    |
|   | 1980 | 50 173                                     | 60 349       | 61 087        | 43 862         | 52 407     | 48 299       | 48 005         | 45 914       | 51 628    | 57 887    | 55 803    | 79 757    | 655 171    |
|   | 1981 | 63 640                                     | 71 031       | 89 844        | 70 485         | 56 225     | 60 355       | 68 834         | 67 106       | 61 346    | 72 751    | 79 424    | 90 186    | 849 277    |
| D 311629  |      | 1982                                       | 62 286       | 74 625        | 101 549        | 57 330     | 70 229       | 80 168         | 59 580       | 91 382    | 57 630    | 66 548    | 90 645    |            |
| Canada  | 1978 | 69 102                                     | 83 087       | 85 675        | 68 109         | 81 403     | 91 491       | 83 252         | 74 167       | 82 551    | 78 018    | 94 608    | 104 966   | 996 429    |
|   | 1979 | 77 721                                     | 99 140       | 94 456        | 87 055         | 87 110     | 96 378       | 84 073         | 82 830       | 87 161    | 88 874    | 99 593    | 129 530   | 1 111 371  |
|   | 1980 | 78 195                                     | 95 658       | 110 335       | 84 163         | 105 624    | 94 692       | 95 238         | 91 991       | 102 863   | 111 914   | 99 612    | 141 961   | 1 212 746  |
|   | 1981 | 104 870                                    | 110 387      | 144 676       | 115 624        | 103 630    | 118 471      | 116 580        | 120 452      |           |           |           |           |            |

TABLE 5. Estimated Value of Shipments, by Industry Group and Province

TABLEAU 5. Valeur estimative des livraisons, par groupe d'industries et province

|  |      | Month - Mois |         |         |         |         |         |         |         |         |         |         |         | Total     |           |
|--|------|--------------|---------|---------|---------|---------|---------|---------|---------|---------|---------|---------|---------|-----------|-----------|
|  |      | Jan.         | Feb.    | March   | April   | May     | June    | July    | Aug.    | Sept.   | Oct.    | Nov.    | Dec.    |           |           |
|  |      | Janv.        | Fév.    | Mars    | Avril   | Mai     | Juin    | Juill.  | Août    | Sept.   | Oct.    | Nov.    | Déc.    |           |           |
| Thousands of dollars - milliers de dollars   |      |              |         |         |         |         |         |         |         |         |         |         |         |           |           |
| <b>RUBBER AND PLASTICS PRODUCTS INDUSTRIES - INDUSTRIE DU CAOUTCHOUC ET DES PRODUITS EN MATIERE PLASTIQUE:</b> |      |              |         |         |         |         |         |         |         |         |         |         |         |           |           |
| Québec   | 1978 | 42.810       | 50.657  | 57.992  | 56.481  | 59.624  | 60.963  | 46.994  | 59.976  | 61.361  | 63.275  | 65.009  | 51.905  | 677.047   |           |
|  | 1979 | 53.939       | 59.810  | 65.706  | 65.903  | 73.572  | 75.293  | 60.815  | 76.965  | 81.730  | 85.116  | 74.764  | 54.814  | 828.427   |           |
|  | 1980 | 65.855       | 74.566  | 78.120  | 77.599  | 76.083  | 79.179  | 59.360  | 68.186  | 83.439  | 84.543  | 75.239  | 68.497  | 890.666   |           |
| D 311725   | 03   | 1981         | 60.474  | 80.627  | 84.236  | 82.656  | 87.149  | 92.643  | 69.652  | 87.157  | 98.604  | 93.938  | 84.708  | 986.015   |           |
|  | 1982 | 61.788       | 73.815  | 81.398  | 72.448  | 81.634  | 84.501  | 60.291  | 80.515  | 91.902  | 87.599  | 87.128  |         |           |           |
| Ontario  | 1978 | 135.709      | 149.285 | 164.141 | 160.790 | 171.025 | 183.210 | 149.734 | 148.186 | 185.275 | 191.691 | 182.318 | 161.444 | 1,982.808 |           |
|  | 1979 | 178.063      | 192.816 | 217.965 | 208.623 | 215.320 | 219.834 | 186.495 | 183.645 | 218.718 | 237.059 | 218.974 | 180.107 | 2,457.619 |           |
|  | 1980 | 197.992      | 213.389 | 233.852 | 224.652 | 206.124 | 221.961 | 202.666 | 177.012 | 240.100 | 248.022 | 234.481 | 210.951 | 2,611.202 |           |
| D 311726   |      | 1981         | 203.826 | 236.483 | 269.257 | 257.066 | 262.778 | 284.743 | 245.448 | 217.193 | 258.287 | 266.031 | 253.853 | 2,958.988 |           |
|  | 1982 | 200.909      | 236.303 | 250.440 | 223.745 | 240.164 | 261.301 | 206.564 | 214.080 | 246.262 | 233.962 | 238.971 |         |           |           |
| Canada   | 1978 | 206.349      | 232.167 | 256.845 | 250.398 | 267.895 | 281.598 | 224.764 | 235.440 | 276.148 | 286.483 | 293.661 | 248.159 | 3,059.907 |           |
|  | 1979 | 263.461      | 289.043 | 322.408 | 317.374 | 334.894 | 338.670 | 287.293 | 299.735 | 339.689 | 368.788 | 338.151 | 272.694 | 3,772.150 |           |
|  | 1980 | 304.952      | 331.984 | 360.064 | 343.111 | 326.074 | 346.163 | 303.115 | 282.491 | 365.505 | 376.597 | 366.932 | 385.879 | 4,092.867 |           |
| D 311720   |      | 1981         | 317.409 | 373.834 | 411.160 | 396.517 | 399.032 | 431.422 | 364.970 | 356.920 | 407.513 | 410.394 | 382.761 | 4,558.625 |           |
|  | 1982 | 307.489      | 353.341 | 385.314 | 352.856 | 377.751 | 401.880 | 331.162 | 351.062 | 389.912 | 373.278 | 378.538 |         |           |           |
| <b>LEATHER INDUSTRIES - INDUSTRIE DU CUIR:</b>   |      |              |         |         |         |         |         |         |         |         |         |         |         |           |           |
| Québec   | 1978 | 18.588       | 23.509  | 26.275  | 23.217  | 26.899  | 27.629  | 22.820  | 35.569  | 34.246  | 33.537  | 33.086  | 23.450  | 328.825   |           |
|  | 1979 | 26.018       | 30.757  | 32.151  | 29.210  | 34.799  | 36.204  | 33.207  | 55.302  | 47.257  | 43.655  | 35.407  | 21.859  | 425.826   |           |
|  | 1980 | 25.827       | 32.024  | 29.743  | 27.941  | 26.493  | 33.898  | 35.895  | 48.138  | 48.992  | 48.562  | 35.313  | 25.743  | 418.569   |           |
| D 311857   | 04   | 1981         | 30.376  | 34.420  | 37.120  | 33.068  | 31.411  | 41.633  | 36.909  | 56.538  | 56.808  | 51.867  | 39.686  | 475.558   |           |
|  | 1982 | 28.326       | 31.069  | 31.555  | 23.570  | 23.636  | 31.386  | 33.691  | 53.603  | 54.673  | 40.991  | 33.064  |         |           |           |
| Ontario  | 1978 | 30.093       | 37.228  | 39.580  | 34.588  | 37.933  | 39.547  | 33.613  | 40.156  | 43.797  | 43.713  | 46.631  | 36.412  | 463.291   |           |
|  | 1979 | 42.934       | 45.824  | 52.230  | 45.305  | 47.153  | 51.947  | 41.665  | 51.908  | 49.786  | 51.689  | 47.823  | 34.642  | 562.906   |           |
|  | 1980 | 48.384       | 50.210  | 46.885  | 44.463  | 42.466  | 49.222  | 46.140  | 53.975  | 58.097  | 57.908  | 51.342  | 42.602  | 591.694   |           |
| D 311858   |      | 1981         | 51.975  | 56.661  | 59.901  | 50.699  | 52.364  | 58.844  | 53.276  | 63.217  | 70.373  | 62.042  | 54.162  | 676.052   |           |
|  | 1982 | 47.167       | 53.683  | 56.659  | 41.332  | 40.489  | 44.967  | 51.261  | 59.041  | 66.006  | 53.874  | 46.823  |         |           |           |
| Canada   | 1978 | 52.753       | 65.300  | 70.284  | 62.316  | 69.586  | 72.005  | 60.426  | 80.040  | 83.030  | 82.742  | 85.443  | 65.040  | 848.965   |           |
|  | 1979 | 75.068       | 83.330  | 92.030  | 81.376  | 88.990  | 96.500  | 80.694  | 112.935 | 104.159 | 102.575 | 89.493  | 62.650  | 1,069.350 |           |
|  | 1980 | 80.527       | 88.589  | 83.736  | 77.900  | 74.309  | 88.613  | 87.880  | 108.223 | 113.143 | 113.408 | 92.684  | 74.772  | 1,083.784 |           |
| D 311852   |      | 1981         | 88.123  | 97.409  | 104.303 | 90.283  | 90.593  | 107.647 | 95.742  | 125.422 | 135.003 | 121.631 | 100.381 | 1,230.620 |           |
|  | 1982 | 80.688       | 91.276  | 94.350  | 70.057  | 68.977  | 81.315  | 88.886  | 117.247 | 127.133 | 101.086 | 86.061  |         |           |           |
| <b>TEXTILE INDUSTRIES - INDUSTRIE TEXTILE:</b>   |      |              |         |         |         |         |         |         |         |         |         |         |         |           |           |
| Nova Scotia - Nouvelle-Écosse  | 1978 | 3.255        | 3.854   | 3.290   | 3.770   | 3.892   | 4.271   | 2.656   | 3.504   | 4.569   | 4.217   | 4.075   | 4.427   | 45.780    |           |
|  | 1979 | 6.096        | 5.685   | 6.335   | 6.135   | 5.959   | 7.066   | 4.825   | 5.843   | 6.752   | 6.187   | 5.597   | 6.372   | 72.852    |           |
|  | 1980 | 5.294        | 5.569   | 6.140   | 5.616   | 6.545   | 6.779   | 5.384   | 6.020   | 6.633   | 6.586   | 6.589   | 7.563   | 74.718    |           |
| D 312107   | 05   | 1981         | 5.794   | 6.836   | 8.113   | 7.254   | 7.855   | 7.871   | 5.624   | 6.223   | 8.163   | 6.954   | 6.393   | 82.500    |           |
|  | 1982 | 6.034        | 5.519   | 6.985   | 6.417   | 5.478   | 7.385   | 4.525   | 5.265   | 5.993   | 6.344   | 6.433   |         |           |           |
| Québec   | 1978 | 120.959      | 128.046 | 139.158 | 143.261 | 138.299 | 137.906 | 99.859  | 129.090 | 144.808 | 153.348 | 155.701 | 131.646 | 1,622.081 |           |
|  | 1979 | 169.408      | 161.899 | 169.703 | 168.093 | 175.628 | 175.792 | 109.421 | 158.238 | 179.855 | 191.160 | 179.492 | 151.659 | 1,990.348 |           |
|  | 1980 | 159.307      | 177.384 | 201.196 | 184.807 | 179.458 | 184.843 | 117.175 | 156.727 | 196.901 | 209.290 | 193.996 | 183.473 | 2,144.557 |           |
| D 312109   |      | 1981         | 174.237 | 192.599 | 225.554 | 214.565 | 214.704 | 230.643 | 145.430 | 172.130 | 201.431 | 210.279 | 194.455 | 178.764   |           |
|  | 1982 | 151.300      | 156.477 | 185.106 | 166.558 | 142.527 | 167.216 | 119.891 | 140.233 | 173.295 | 181.568 | 178.650 |         |           |           |
| Ontario  | 1978 | 115.463      | 124.143 | 136.276 | 130.272 | 136.479 | 137.943 | 99.509  | 123.484 | 148.436 | 158.452 | 156.311 | 135.489 | 1,602.257 |           |
|  | 1979 | 142.901      | 145.298 | 157.629 | 146.478 | 164.949 | 163.403 | 125.705 | 151.384 | 166.353 | 184.582 | 165.971 | 137.720 | 1,852.373 |           |
|  | 1980 | 154.562      | 166.042 | 177.326 | 163.660 | 163.870 | 167.388 | 126.105 | 154.686 | 184.323 | 206.546 | 188.511 | 171.127 | 2,019.146 |           |
| D 312110   |      | 1981         | 163.162 | 185.300 | 209.193 | 214.913 | 203.176 | 206.846 | 164.817 | 172.928 | 197.018 | 207.646 | 176.521 | 158.421   | 2,259.941 |
|  | 1982 | 152.332      | 161.863 | 195.970 | 182.774 | 173.160 | 177.994 | 140.400 | 146.278 | 184.704 | 169.609 | 168.218 |         |           |           |
| Manitoba   | 1978 | 1.459        | 1.565   | 1.825   | 1.698   | 1.789   | 1.702   | 1.601   | 2.007   | 1.976   | 2.339   | 2.446   | 1.827   | 22.234    |           |
|  | 1979 | 2.659        | 2.751   | 2.585   | 2.744   | 2.961   | 2.777   | 2.965   | 2.915   | 2.811   | 2.911   | 2.807   | 2.375   | 33.257    |           |
|  | 1980 | 2.551        | 2.270   | 2.581   | 2.689   | 2.746   | 2.971   | 3.397   | 2.673   | 2.882   | 3.517   | 3.011   | 2.795   | 34.083    |           |
| D 312111   |      | 1981         | 3.520   | 3.968   | 3.335   | 3.426   | 2.915   | 3.409   | 3.581   | 3.186   | 3.324   | 3.136   | 2.644   | 39.440    |           |
|  | 1982 | 2.588        | 3.295   | 3.334   | 2.687   | 2.786   | 4.117   | 2.801   | 2.679   | 3.542   | 2.866   | 3.241   |         |           |           |
| Alberta  | 1978 | 5.246        | 5.701   | 5.910   | 5.004   | 5.214   | 6.150   | 3.297   | 3.358   | 3.301   | 5.388   | 6.664   | 4.881   | 60.114    |           |
|  | 1979 | 4.747        | 5.103   | 5.995   | 4.969   | 6.123   | 5.107   | 5.130   | 4.926   | 4.070   | 4.532   | 6.772   | 4.879   | 62.353    |           |
|  | 1980 | 5.082        | 5.589   | 5.254   | 5.963   | 6.377   | 5.894   | 5.330   | 6.245   | 5.419   | 5.644   | 7.604   | 4.859   | 69.260    |           |
| D 312113   |      | 1981         | 6.803   | 7.595   | 7.864   | 8.464   | 8.533   | 7.756   | 6.658   | 7.793   | 6.503   | 8.652   | 7.940   | 90.765    |           |
|  | 1982 | 6.387        | 7.221   | 7.342   | 7.134   | 6.697   | 6.052   | 3.675   | 5.938   | 7.139   | 7.360   | 7.823   |         |           |           |
| British Columbia - Colombie Britannique  | 1978 | 2.719        | 2.831   | 3.241   | 2.871   | 3.011   | 3.255   | 2.757   | 3.011   | 2.927   | 2.948   | 3.138   | 3.003   | 35.712    |           |
|  | 1979 | 3.201        | 3.008   | 3.387   | 3.647   | 4.273   | 3.759   | 3.313   | 3.251   | 3.035   | 3.592   | 3.867   | 3.268   | 41.601    |           |
|  | 1980 | 3.744        | 4.434   | 4.039   | 4.363   | 4.804   | 4.628   | 4.022   | 3.495   | 4.205   | 5.024   | 4.866   | 4.808   | 52.432    |           |
| D 312114   |      | 1981         | 4.427   | 4.696   | 5.738   | 5.574   | 5.487   | 6.300   | 4.790   | 4.472   | 6.070   | 4.910   | 5.367   | 61.962    |           |
|  | 1982 | 4.387        | 4.969   | 5.522   | 5.442   | 4.936   | 4.809   | 3.837   | 3.978   | 3.867   | 3.734   | 4.008   |         |           |           |
| Canada   | 1978 | 250.197      | 267.285 | 290.978 | 288.014 | 289.798 | 292.332 | 210.697 | 265.555 | 307.180 | 328.005 | 329.783 | 282.507 | 3,402.331 |           |
|  | 1979 | 330.718      | 325.403 | 347.490 | 333.878 | 361.670 | 359.628 | 252.993 | 328.295 | 364.660 | 394.953 | 366.599 | 308.229 | 4,074.516 |           |
|  | 1980 | 333.118      | 363.494 | 398.989 | 369.562 | 366.088 | 369.826 | 263.604 | 332.082 | 402.767 | 439.534 | 407.222 | 377.312 | 4,423.598 |           |
| D 311704   |      | 1981         | 359.612 | 401.891 | 461.452 | 455.753 | 445.155 | 466.078 | 334.266 | 370.500 | 426.698 | 443.103 | 398.395 | 4,924.399 |           |
|  | 1982 | 324.620      | 341.040 | 406.021 | 372.675 | 336.964 | 369.070 | 276.311 | 305.798 | 380.072 | 372.994 | 370.089 |         |           |           |



TABLE 5. Estimated Value of Shipments, by Industry Group and Province

TABLEAU 5. Valeur estimative des livraisons, par groupe d'industries et province

|  |    | Month - Mois  |              |               |                |            |              |                |              |         |         |         |         | Total                                      |           |
|--|----|---------------|--------------|---------------|----------------|------------|--------------|----------------|--------------|---------|---------|---------|---------|--|-----------|
|  |    | Jan.<br>Janv. | Feb.<br>Fév. | March<br>Mars | April<br>Avril | May<br>Mai | June<br>Juin | July<br>Juill. | Aug.<br>Août | Sept.   | Oct.    | Nov.    | Déc.    |  |           |
|  |    |               |              |               |                |            |              |                |              |         |         |         |         | thousands of dollars - milliers de dollars |           |
| <b>KNITTING MILLS - BONNETERIE:</b>                      |    |               |              |               |                |            |              |                |              |         |         |         |         |  |           |
| Quebec   |    | 1978          | 33,821       | 34,972        | 35,459         | 32,520     | 35,018       | 47,431         | 33,379       | 43,622  | 40,389  | 42,238  | 42,720  | 30,070                                     | 446,639   |
|  |    | 1979          | 37,716       | 39,297        | 43,104         | 39,002     | 41,195       | 48,330         | 40,425       | 52,387  | 48,123  | 51,449  | 47,971  | 33,974                                     | 522,973   |
|  |    | 1980          | 44,710       | 47,747        | 46,567         | 43,089     | 44,159       | 57,473         | 50,155       | 54,683  | 57,307  | 59,780  | 53,964  | 40,500                                     | 600,134   |
|  |    | 1981          | 46,892       | 49,638        | 51,579         | 48,518     | 50,377       | 58,562         | 49,559       | 58,357  | 59,395  | 59,449  | 51,880  | 37,775                                     | 621,981   |
| D 312345   | 06 | 1982          | 43,251       | 43,321        | 50,339         | 42,823     | 44,573       | 57,162         | 45,356       | 60,351  | 62,318  | 60,373  | 58,929  |  |           |
| Ontario  |    | 1978          | 13,300       | 18,455        | 20,276         | 15,022     | 15,306       | 18,703         | 18,042       | 18,134  | 22,764  | 21,009  | 18,636  | 13,605                                     | 213,252   |
|  |    | 1979          | 15,320       | 16,961        | 21,085         | 17,157     | 18,894       | 23,265         | 22,386       | 21,409  | 25,357  | 23,847  | 25,226  | 16,152                                     | 247,059   |
|  |    | 1980          | 19,256       | 20,928        | 23,901         | 19,561     | 20,403       | 24,868         | 24,992       | 23,152  | 30,564  | 28,614  | 27,592  | 19,573                                     | 283,404   |
|  |    | 1981          | 20,544       | 22,794        | 25,114         | 21,941     | 20,617       | 25,466         | 24,112       | 24,554  | 29,521  | 27,369  | 27,140  | 16,228                                     | 285,400   |
| D 312346   |    | 1982          | 19,022       | 22,209        | 24,377         | 19,625     | 18,045       | 22,931         | 24,441       | 26,028  | 29,253  | 27,116  | 27,849  |  |           |
| Canada   |    | 1978          | 50,221       | 57,583        | 60,366         | 50,949     | 53,338       | 65,819         | 56,431       | 66,829  | 67,901  | 68,575  | 66,423  | 47,360                                     | 711,795   |
|  |    | 1979          | 56,399       | 60,697        | 68,847         | 59,842     | 63,605       | 77,871         | 68,234       | 79,952  | 79,610  | 81,901  | 79,272  | 53,810                                     | 830,040   |
|  |    | 1980          | 67,762       | 73,454        | 75,386         | 67,437     | 68,398       | 87,760         | 80,722       | 84,817  | 95,120  | 95,396  | 88,081  | 65,555                                     | 949,888   |
|  |    | 1981          | 70,999       | 76,825        | 83,330         | 75,708     | 75,620       | 91,017         | 79,792       | 90,200  | 97,051  | 94,204  | 86,302  | 57,757                                     | 978,805   |
| D 312340   |    | 1982          | 65,877       | 70,546        | 80,063         | 65,774     | 66,385       | 85,754         | 74,864       | 93,463  | 99,260  | 92,927  | 91,951  |  |           |
| <b>CLOTHING INDUSTRIES - INDUSTRIE DE L'HABILLEMENT:</b> |    |               |              |               |                |            |              |                |              |         |         |         |         |  |           |
| Quebec   |    | 1978          | 140,264      | 159,395       | 169,157        | 145,799    | 136,687      | 168,295        | 146,024      | 198,143 | 212,314 | 210,024 | 200,773 | 132,377                                    | 2,019,252 |
|  |    | 1979          | 182,894      | 206,059       | 221,451        | 169,714    | 163,672      | 200,688        | 185,338      | 244,156 | 237,595 | 233,287 | 182,659 | 122,192                                    | 2,349,705 |
|  |    | 1980          | 190,231      | 214,483       | 202,609        | 171,015    | 154,526      | 190,060        | 201,938      | 230,877 | 247,539 | 236,281 | 197,238 | 145,469                                    | 2,382,266 |
|  |    | 1981          | 187,943      | 218,382       | 220,493        | 185,794    | 160,383      | 207,008        | 185,535      | 252,051 | 255,971 | 241,632 | 196,242 | 142,385                                    | 2,453,819 |
| D 312524   | 07 | 1982          | 187,447      | 218,069       | 212,384        | 156,580    | 146,495      | 183,324        | 172,059      | 230,855 | 230,983 | 208,464 | 196,281 |  |           |
| Ontario  |    | 1978          | 54,799       | 60,173        | 66,476         | 53,093     | 47,704       | 57,642         | 64,709       | 69,171  | 78,619  | 73,378  | 74,238  | 54,684                                     | 754,686   |
|  |    | 1979          | 67,296       | 75,078        | 82,060         | 60,117     | 60,923       | 74,358         | 81,053       | 86,435  | 90,136  | 91,074  | 77,971  | 57,151                                     | 903,652   |
|  |    | 1980          | 78,230       | 87,640        | 84,499         | 70,317     | 65,278       | 79,744         | 91,735       | 93,382  | 103,419 | 96,021  | 86,074  | 72,118                                     | 1,008,457 |
|  |    | 1981          | 78,223       | 90,661        | 95,304         | 78,036     | 68,908       | 89,416         | 90,636       | 97,011  | 105,765 | 103,947 | 91,010  | 70,014                                     | 1,058,921 |
| D 312525   |    | 1982          | 78,957       | 88,949        | 92,682         | 74,614     | 64,973       | 80,455         | 83,841       | 98,236  | 99,029  | 91,592  | 89,314  |  |           |
| Manitoba   |    | 1978          | 12,461       | 12,793        | 13,323         | 11,719     | 11,066       | 15,135         | 18,986       | 23,933  | 21,735  | 20,225  | 16,573  | 10,582                                     | 188,531   |
|  |    | 1979          | 16,028       | 16,773        | 19,260         | 14,631     | 14,716       | 19,552         | 25,075       | 28,929  | 28,214  | 24,449  | 18,239  | 11,415                                     | 237,781   |
|  |    | 1980          | 15,481       | 19,091        | 19,751         | 13,787     | 14,507       | 22,871         | 28,904       | 28,147  | 31,825  | 25,791  | 18,622  | 16,539                                     | 255,316   |
|  |    | 1981          | 17,002       | 20,333        | 23,009         | 17,162     | 15,621       | 27,743         | 30,007       | 33,872  | 33,853  | 28,867  | 20,355  | 16,325                                     | 284,149   |
| D 312526   |    | 1982          | 19,100       | 25,016        | 21,746         | 15,878     | 15,319       | 21,090         | 27,541       | 32,784  | 29,813  | 25,629  | 22,787  |  |           |
| Saskatchewan   |    | 1978          | 1,789        | 2,037         | 1,602          | 1,549      | 1,177        | 1,448          | 2,373        | 2,795   | 2,419   | 1,739   | 1,923   | 1,252                                      | 22,103    |
|  |    | 1979          | 1,133        | 1,487         | 1,981          | 1,525      | 1,050        | 1,530          | 1,829        | 2,304   | 2,369   | 1,613   | 1,500   | 894  | 19,215    |
|  |    | 1980          | 1,377        | 2,058         | 2,381          | 1,474      | 1,216        | 1,777          | 2,652        | 2,835   | 2,416   | 1,797   | 2,231   | 1,370                                      | 23,584    |
|  |    | 1981          | 1,580        | 2,037         | 1,877          | 2,041      | 1,651        | 1,820          | 2,397        | 1,890   | 2,222   | 1,951   | 1,578   | 1,308                                      | 22,352    |
| D 312527   |    | 1982          | 1,721        | 2,439         | 2,334          | 1,500      | 1,083        | 1,248          | 1,861        | 2,104   | 1,595   | 1,305   | 1,349   |  |           |
| British Columbia - Colombie-Britannique                  |    | 1978          | 4,555        | 5,119         | 5,847          | 5,298      | 4,733        | 5,403          | 5,563        | 7,813   | 7,578   | 7,801   | 6,989   | 5,090                                      | 71,789    |
|  |    | 1979          | 5,260        | 6,366         | 7,047          | 6,430      | 6,392        | 7,239          | 6,081        | 8,698   | 7,977   | 8,683   | 7,509   | 5,617                                      | 83,299    |
|  |    | 1980          | 6,689        | 8,420         | 8,577          | 7,682      | 6,354        | 7,896          | 8,626        | 10,567  | 10,003  | 10,549  | 8,959   | 6,432                                      | 100,754   |
|  |    | 1981          | 8,404        | 8,944         | 10,536         | 8,286      | 7,415        | 9,459          | 10,594       | 12,141  | 11,955  | 10,615  | 9,566   | 4,944                                      | 112,859   |
| D 312529   |    | 1982          | 7,625        | 8,493         | 8,672          | 6,812      | 5,266        | 7,644          | 9,300        | 9,419   | 8,052   | 7,294   | 7,737   |  |           |
| Canada   |    | 1978          | 217,915      | 244,051       | 262,095        | 221,662    | 205,554      | 254,065        | 242,344      | 307,414 | 328,542 | 318,277 | 305,803 | 207,139                                    | 3,114,861 |
|  |    | 1979          | 278,862      | 315,040       | 341,375        | 259,015    | 254,489      | 310,686        | 305,257      | 377,828 | 373,716 | 366,939 | 294,639 | 202,036                                    | 3,679,882 |
|  |    | 1980          | 298,534      | 339,605       | 327,579        | 270,982    | 248,647      | 311,446        | 343,078      | 372,766 | 404,169 | 378,844 | 321,676 | 248,043                                    | 3,865,369 |
|  |    | 1981          | 300,718      | 349,989       | 360,385        | 298,195    | 260,772      | 349,992        | 334,209      | 401,204 | 420,527 | 395,831 | 325,352 | 240,965                                    | 4,038,139 |
| D 312519   |    | 1982          | 302,436      | 351,813       | 346,048        | 262,218    | 239,329      | 301,629        | 305,449      | 379,826 | 376,293 | 340,130 | 323,626 |  |           |
| <b>WOOD INDUSTRIES - INDUSTRIE DU BOIS:</b>              |    |               |              |               |                |            |              |                |              |         |         |         |         |  |           |
| Newfoundland - Terre-Neuve                               |    | 1978          | 1,045        | 946           | 1,033          | 853        | 1,210        | 1,596          | 1,884        | 1,851   | 1,876   | 2,075   | 1,727   | 1,043                                      | 17,139    |
|  |    | 1979          | 1,012        | 1,072         | 1,091          | 1,122      | 1,392        | 1,801          | 2,038        | 2,586   | 2,227   | 2,429   | 1,812   | 1,043                                      | 19,625    |
|  |    | 1980          | 1,162        | 891           | 1,603          | 870        | 1,009        | 1,377          | 1,882        | 2,429   | 2,339   | 2,020   | 1,361   | 1,328                                      | 18,271    |
|  |    | 1981          | 2,759        | 1,358         | 3,075          | 1,829      | 1,620        | 1,565          | 1,851        | 1,914   | 1,965   | 2,152   | 1,525   | 1,231                                      | 22,844    |
| D 312795   | 08 | 1982          | 1,233        | 1,300         | 1,324          | 1,006      | 1,076        | 1,799          | 1,989        | 1,895   | 2,224   | 1,698   | 1,510   |  |           |
| Nova Scotia - Nouvelle-Écosse                            |    | 1978          | 5,981        | 4,953         | 5,167          | 6,345      | 7,459        | 8,790          | 7,976        | 8,672   | 8,466   | 8,610   | 7,202   | 6,297                                      | 85,918    |
|  |    | 1979          | 5,936        | 6,181         | 6,083          | 6,085      | 7,786        | 8,399          | 8,368        | 8,826   | 9,111   | 9,176   | 7,898   | 7,678                                      | 91,527    |
|  |    | 1980          | 5,485        | 5,859         | 6,756          | 6,711      | 8,767        | 9,163          | 7,156        | 7,559   | 8,142   | 7,727   | 5,695   | 7,752                                      | 86,772    |
|  |    | 1981          | 5,345        | 5,193         | 5,834          | 6,678      | 6,750        | 8,721          | 7,564        | 8,060   | 7,221   | 6,406   | 6,435   | 7,189                                      | 83,396    |
| D 312797   |    | 1982          | 4,007        | 5,255         | 5,324          | 7,031      | 6,436        | 7,927          | 6,440        | 7,746   | 6,442   | 8,385   | 6,226   |  |           |
| New Brunswick - Nouveau-Brunswick                        |    | 1978          | 11,890       | 11,880        | 13,094         | 13,845     | 16,390       | 17,814         | 16,078       | 18,025  | 18,061  | 16,795  | 15,634  | 14,123                                     | 183,629   |
|  |    | 1979          | 17,178       | 17,488        | 19,938         | 18,927     | 18,483       | 20,699         | 22,596       | 23,559  | 23,281  | 20,941  | 20,614  | 15,749                                     | 239,453   |
|  |    | 1980          | 21,778       | 20,616        | 20,436         | 19,359     | 21,344       | 21,200         | 21,274       | 21,835  | 24,134  | 23,333  | 20,944  | 18,659                                     | 254,912   |
|  |    | 1981          | 18,135       | 18,813        | 21,015         | 22,422     | 24,454       | 24,865         | 25,200       | 23,741  | 23,158  | 22,103  | 19,442  | 18,239                                     | 261,587   |
| D 312798   |    | 1982          | 13,988       | 14,325        | 16,375         | 17,842     | 21,918       | 23,092         | 19,861       | 21,732  | 21,167  | 18,911  | 18,092  |  |           |
| Quebec   |    | 1978          | 78,814       | 92,467        | 112,395        | 112,291    | 129,830      | 130,508        | 98,435       | 127,692 | 124,439 | 122,807 | 127,672 | 101,510                                    | 1,358,860 |
|  |    | 1979          | 105,740      | 118,292       | 131,666        | 133,377    | 160,084      | 154,501        | 115,559      | 160,029 | 146,944 | 153,196 | 131,450 | 97,833                                     | 1,608,671 |
|  |    | 1980          | 112,309      | 133,971       | 135,098        | 133,085    | 143,322      | 135,856        | 120,170      | 133,644 | 148,749 | 147,231 | 129,102 | 117,808                                    | 1,590,345 |
|  |    | 1981          | 114,841      | 138,256       | 172,890        | 165,579    | 170,403      | 173,996        | 132,258      | 147,594 | 132,899 | 129,795 | 124,481 | 106,971                                    | 1,709,968 |
| D 312799   |    | 1982          | 102,223      | 106,948       | 145,508        | 124,719    | 139,371      | 135,548        | 105,099      | 123,792 | 129,974 | 129,831 | 128,253 |  |           |



TABLE 5. Estimated Value of Shipments, by Industry Group and Province

TABLEAU 5. Valeur estimative des livraisons, par groupe d'industries et province

|   |          | Month - Mois                               |         |         |         |         |         |         |         |         |         |         |         | Total     |
|---|----------|--|---------|---------|---------|---------|---------|---------|---------|---------|---------|---------|---------|-----------|
|   |          | Jan.                                       | Feb.    | March   | April   | May     | June    | July    | Aug.    | Sept.   | Oct.    | Nov.    | Dec.    |           |
|   |          | Janv.                                      | Fév.    | Mars    | Avril   | Mai     | juin    | Juill.  | Août    | Sept.   | Oct.    | Nov.    | Dec.    |           |
|   |          | thousands of dollars - milliers de dollars |         |         |         |         |         |         |         |         |         |         |         |           |
| Ontario   | 1978     | 67,479                                     | 69,815  | 82,548  | 84,194  | 96,186  | 100,449 | 89,694  | 98,027  | 103,135 | 103,753 | 101,942 | 80,739  | 1,077,961 |
|   | 1979     | 88,641                                     | 95,213  | 111,395 | 108,579 | 126,496 | 121,672 | 110,809 | 121,392 | 119,056 | 123,719 | 110,148 | 82,525  | 1,319,645 |
|   | 1980     | 104,324                                    | 109,862 | 110,367 | 101,430 | 101,430 | 103,760 | 110,975 | 104,613 | 98,949  | 110,345 | 117,580 | 107,595 | 1,279,901 |
|   | 1981     | 98,929                                     | 107,809 | 124,693 | 129,877 | 136,733 | 153,527 | 126,502 | 118,903 | 124,074 | 111,613 | 104,103 | 85,428  | 1,422,191 |
|   | D 312800 | 1982                                       | 79,510  | 88,893  | 106,818 | 98,782  | 101,910 | 111,638 | 88,746  | 100,856 | 106,155 | 99,212  | 104,008 |           |
| Manitoba  | 1978     | 5,286                                      | 6,151   | 7,483   | 7,641   | 9,344   | 9,458   | 8,550   | 9,659   | 10,362  | 10,169  | 8,619   | 6,399   | 99,121    |
|   | 1979     | 6,475                                      | 7,228   | 8,375   | 9,369   | 9,745   | 10,149  | 10,193  | 12,166  | 11,638  | 12,419  | 9,500   | 6,728   | 113,985   |
|   | 1980     | 6,764                                      | 7,647   | 8,367   | 8,470   | 9,730   | 9,031   | 9,776   | 10,222  | 10,086  | 10,661  | 9,319   | 7,112   | 107,185   |
|   | 1981     | 6,471                                      | 8,527   | 10,245  | 11,042  | 11,430  | 11,687  | 14,544  | 12,006  | 10,519  | 9,356   | 8,667   | 6,768   | 121,262   |
|   | D 312801 | 1982                                       | 6,123   | 7,264   | 8,446   | 9,054   | 9,852   | 11,701  | 8,981   | 9,297   | 9,110   | 10,359  | 9,738   |           |
| Saskatchewan  | 1978     | 8,041                                      | 7,379   | 9,527   | 9,125   | 11,237  | 10,929  | 8,513   | 10,565  | 14,401  | 9,365   | 9,889   | 6,761   | 115,732   |
|   | 1979     | 8,381                                      | 8,093   | 8,493   | 9,596   | 11,609  | 12,407  | 11,254  | 10,463  | 12,313  | 11,514  | 8,624   | 6,561   | 119,308   |
|   | 1980     | 7,750                                      | 7,677   | 8,189   | 7,003   | 6,171   | 8,573   | 8,837   | 9,680   | 9,134   | 9,588   | 8,517   | 5,788   | 96,907    |
|   | 1981     | 8,407                                      | 7,398   | 9,422   | 9,151   | 10,154  | 12,351  | 11,481  | 10,568  | 9,711   | 9,240   | 7,244   | 5,515   | 110,642   |
|   | D 312802 | 1982                                       | 4,749   | 6,261   | 6,581   | 5,818   | 6,705   | 8,980   | 7,069   | 8,836   | 8,217   | 8,653   | 7,525   |           |
| Alberta   | 1978     | 24,948                                     | 24,728  | 30,261  | 32,279  | 31,641  | 37,908  | 35,913  | 37,723  | 34,842  | 36,245  | 35,182  | 26,608  | 388,278   |
|   | 1979     | 28,064                                     | 28,084  | 33,985  | 34,589  | 36,049  | 41,650  | 41,175  | 47,238  | 44,710  | 43,587  | 39,755  | 26,993  | 445,879   |
|   | 1980     | 30,313                                     | 35,033  | 35,005  | 30,395  | 32,236  | 36,613  | 41,969  | 40,898  | 38,370  | 42,573  | 39,580  | 30,180  | 433,165   |
|   | 1981     | 32,837                                     | 37,095  | 44,637  | 44,155  | 48,916  | 57,799  | 61,234  | 60,065  | 62,124  | 63,683  | 36,327  | 27,545  | 556,417   |
|   | D 312803 | 1982                                       | 22,790  | 25,985  | 28,263  | 27,125  | 29,125  | 40,265  | 33,589  | 34,247  | 35,726  | 30,263  | 33,882  |           |
| British Columbia - Colombie-Britannique   | 1978     | 299,706                                    | 281,826 | 345,666 | 339,083 | 364,923 | 371,266 | 330,877 | 360,593 | 351,910 | 384,856 | 360,476 | 350,390 | 4,141,572 |
|   | 1979     | 388,962                                    | 352,399 | 431,292 | 427,244 | 448,011 | 442,211 | 400,093 | 416,312 | 400,085 | 432,749 | 388,269 | 313,080 | 4,840,707 |
|   | 1980     | 382,899                                    | 416,092 | 411,123 | 367,350 | 366,057 | 382,211 | 373,879 | 344,771 | 373,610 | 397,544 | 359,064 | 347,710 | 4,522,310 |
|   | 1981     | 380,856                                    | 395,294 | 448,252 | 472,000 | 444,863 | 497,573 | 250,084 | 137,292 | 302,580 | 343,062 | 305,577 | 301,673 | 4,279,106 |
|   | D 312804 | 1982                                       | 264,274 | 281,041 | 357,138 | 312,668 | 318,996 | 362,741 | 286,953 | 292,313 | 301,097 | 299,974 | 311,336 |           |
| Canada  | 1978     | 503,906                                    | 500,764 | 603,850 | 606,348 | 668,936 | 689,437 | 598,691 | 673,575 | 668,227 | 695,446 | 668,956 | 594,463 | 7,476,599 |
|   | 1979     | 651,125                                    | 634,829 | 757,085 | 749,699 | 820,475 | 814,335 | 722,900 | 803,440 | 770,252 | 810,623 | 718,828 | 558,879 | 8,808,470 |
|   | 1980     | 673,667                                    | 738,449 | 737,768 | 675,410 | 693,203 | 715,755 | 690,414 | 670,955 | 725,804 | 759,198 | 682,031 | 633,370 | 8,396,074 |
|   | 1981     | 669,189                                    | 720,423 | 841,094 | 865,684 | 856,414 | 943,255 | 631,878 | 521,192 | 675,572 | 678,498 | 614,903 | 561,193 | 8,579,295 |
|   | D 31294  | 1982                                       | 499,643 | 538,139 | 676,521 | 604,674 | 636,255 | 705,052 | 559,928 | 601,647 | 621,174 | 608,342 | 621,557 |           |
| FURNITURE AND FIXTURE INDUSTRIES - INDUSTRIE DU MEUBLE ET DES ARTICLES D'AMEUBLEMENT: |          |  |         |         |         |         |         |         |         |         |         |         |         |           |
| Nova Scotia - Nouvelle-Écosse   | 1978     | 598  | 634     | 649     | 616     | 689     | 1,007   | 760     | 892     | 794     | 792     | 743     | 581     | 8,755     |
|   | 1979     | 628  | 668     | 548     | 551     | 801     | 589     | 758     | 737     | 687     | 849     | 946     | 746     | 8,508     |
|   | 1980     | 738  | 823     | 884     | 709     | 705     | 825     | 930     | 859     | 998     | 1,020   | 845     | 751     | 10,087    |
|   | 1981     | 637  | 709     | 707     | 721     | 820     | 1,058   | 1,053   | 1,067   | 1,115   | 1,067   | 886     | 785     | 10,625    |
|   | D 313001 | 1982                                       | 555     | 693     | 862     | 873     | 778     | 834     | 854     | 1,201   | 1,358   | 1,061   | 1,034   |           |
| New Brunswick - Nouveau-Brunswick   | 1978     | 1,186                                      | 1,901   | 1,900   | 1,757   | 1,797   | 1,519   | 1,446   | 1,985   | 1,938   | 2,116   | 1,976   | 1,448   | 20,969    |
|   | 1979     | 1,544                                      | 2,031   | 2,122   | 1,718   | 1,782   | 2,013   | 1,628   | 1,959   | 1,714   | 2,069   | 1,723   | 1,950   | 22,253    |
|   | 1980     | 1,412                                      | 2,019   | 1,845   | 2,042   | 1,756   | 1,932   | 1,347   | 2,283   | 2,139   | 2,551   | 2,374   | 2,028   | 23,728    |
|   | 1981     | 1,801                                      | 2,500   | 2,237   | 2,917   | 2,811   | 3,051   | 1,575   | 2,704   | 2,786   | 1,978   | 1,525   | 1,634   | 27,519    |
|   | D 313002 | 1982                                       | 1,027   | 1,242   | 1,756   | 1,630   | 1,338   | 2,091   | 1,142   | 1,383   | 1,177   | 1,135   | 990     |           |
| Québec  | 1978     | 37,625                                     | 45,341  | 53,600  | 48,619  | 53,147  | 49,467  | 34,870  | 52,085  | 55,984  | 58,423  | 59,912  | 47,374  | 596,447   |
|   | 1979     | 50,618                                     | 56,634  | 64,401  | 58,835  | 63,478  | 60,213  | 40,586  | 59,536  | 64,068  | 68,987  | 64,057  | 48,531  | 699,944   |
|   | 1980     | 52,438                                     | 59,451  | 64,923  | 60,566  | 61,662  | 63,770  | 48,744  | 60,579  | 70,704  | 73,109  | 66,904  | 56,910  | 739,760   |
|   | 1981     | 53,927                                     | 63,680  | 74,408  | 71,558  | 72,538  | 71,631  | 52,969  | 67,988  | 82,534  | 74,019  | 69,260  | 53,675  | 808,187   |
|   | D 313003 | 1982                                       | 45,277  | 53,250  | 64,652  | 53,631  | 56,428  | 59,176  | 40,900  | 56,404  | 64,531  | 63,587  | 65,941  |           |
| Ontario   | 1978     | 61,367                                     | 94,523  | 72,831  | 67,788  | 69,583  | 73,421  | 54,714  | 64,837  | 78,824  | 78,120  | 80,291  | 71,526  | 867,825   |
|   | 1979     | 80,813                                     | 79,239  | 92,995  | 85,288  | 91,834  | 94,106  | 80,739  | 81,736  | 98,092  | 103,248 | 101,426 | 83,116  | 1,072,632 |
|   | 1980     | 91,908                                     | 98,141  | 104,266 | 103,934 | 103,636 | 104,474 | 91,149  | 85,254  | 113,546 | 118,746 | 111,214 | 106,428 | 1,232,696 |
|   | 1981     | 103,798                                    | 116,781 | 131,389 | 121,827 | 127,856 | 138,815 | 110,530 | 114,426 | 139,186 | 125,545 | 117,256 | 102,416 | 1,449,825 |
|   | D 313004 | 1982                                       | 88,879  | 103,809 | 120,331 | 110,422 | 100,742 | 106,369 | 83,197  | 93,408  | 107,981 | 103,233 | 109,580 |           |
| Manitoba  | 1978     | 4,798                                      | 5,264   | 5,825   | 5,842   | 5,549   | 6,182   | 4,513   | 6,045   | 6,970   | 7,178   | 7,357   | 5,451   | 70,974    |
|   | 1979     | 5,597                                      | 5,657   | 6,245   | 6,034   | 6,444   | 6,806   | 5,388   | 7,312   | 7,215   | 8,480   | 8,639   | 6,641   | 80,458    |
|   | 1980     | 6,839                                      | 7,612   | 7,563   | 7,928   | 7,664   | 7,763   | 7,342   | 7,859   | 9,472   | 9,989   | 9,289   | 8,312   | 97,632    |
|   | 1981     | 7,916                                      | 8,954   | 9,851   | 9,892   | 9,962   | 10,044  | 8,365   | 9,325   | 10,427  | 10,091  | 9,076   | 7,691   | 111,594   |
|   | D 313005 | 1982                                       | 7,207   | 7,839   | 9,755   | 8,514   | 8,067   | 7,313   | 6,562   | 8,035   | 9,648   | 10,357  | 10,684  |           |
| Saskatchewan  | 1978     | 293  | 288     | 300     | 323     | 320     | 304     | 139     | 250     | 244     | 208     | 254     | 225     | 3,148     |
|   | 1979     | 269  | 234     | 319     | 279     | 267     | 292     | 251     | 266     | 273     | 290     | 278     | 271     | 3,289     |
|   | 1980     | 255  | 226     | 315     | 271     | 238     | 307     | 259     | 291     | 337     | 367     | 389     | 327     | 3,582     |
|   | 1981     | 344  | 361     | 357     | 303     | 348     | 351     | 294     | 364     | 403     | 438     | 392     | 376     | 4,331     |
|   | D 313006 | 1982                                       | 394     | 397     | 426     | 332     | 273     | 369     | 327     | 374     | 418     | 419     | 489     |           |
| Alberta   | 1978     | 5,309                                      | 4,828   | 5,560   | 5,437   | 5,722   | 6,128   | 4,575   | 6,290   | 6,890   | 6,441   | 6,419   | 5,843   | 69,442    |
|   | 1979     | 6,229                                      | 6,768   | 8,223   | 7,372   | 7,821   | 7,479   | 6,241   | 7,755   | 7,898   | 8,699   | 8,888   | 7,436   | 90,809    |
|   | 1980     | 7,778                                      | 8,592   | 8,869   | 8,644   | 8,556   | 8,913   | 9,793   | 9,164   | 10,871  | 11,283  | 10,512  | 9,635   | 112,610   |
|   | 1981     | 9,736                                      | 10,687  | 12,825  | 12,160  | 12,537  | 17,030  | 13,950  | 12,925  | 14,088  | 14,168  | 12,741  | 11,762  | 154,609   |
|   | D 313007 | 1982                                       | 9,648   | 12,414  | 11,189  | 10,263  | 9,012   | 10,769  | 7,627   | 8,284   | 9,163   | 8,560   | 8,321   |           |
| British Columbia - Colombie-Britannique   | 1978     | 4,608                                      | 4,810   | 5,187   | 5,479   | 6,114   | 5,652   | 4,298   | 5,941   | 5,653   | 6,220   | 5,968   | 5,142   | 65,072    |
|   | 1979     | 5,361                                      | 5,460   | 6,810   | 6,173   | 6,582   | 8,247   | 5,653   | 7,348   | 7,958   | 8,948   | 7,772   | 6,439   | 92,731    |
|   | 1980     | 7,111                                      | 7,016   | 7,888   | 7,351   | 8,681   | 8,183   | 7,282   | 7,543   | 8,934   | 10,774  | 9,800   | 8,670   | 98,753    |
|   | 1981     | 8,403                                      | 8,811   | 9,395   | 8,846   | 9,629   | 11,110  | 8,159   | 8,646   | 9,388   | 10,831  | 8,199   | 6,922   | 108,339   |
|   | D 313008 | 1982                                       | 7,027   | 6,890   | 8,544   | 7,956   | 7,028   | 8,302   | 5,624   | 6,472   | 7,397   | 7,448   |         |           |

TABLE 5. Estimated Value of Shipments, by Industry Group and Province

TABLEAU 5. Valeur estimative des livraisons, par groupe d'industries et province

|   |      | Month - Mois |           |           |           |           |           |           |           |           |           |           |           | Total      |
|---|------|--------------|-----------|-----------|-----------|-----------|-----------|-----------|-----------|-----------|-----------|-----------|-----------|------------|
|   |      | Jan          | Feb       | March     | April     | May       | June      | July      | Aug       | Sept      | Oct       | Nov       | Dec.      |            |
|   |      | Janv         | Fév       | Mars      | Avril     | Mai       | Jun       | Juill     | Août      | Sept      | Oct       | Nov       | Dec.      |            |
| thousands of dollars - milliers de dollars  |      |              |           |           |           |           |           |           |           |           |           |           |           |            |
| Canada  | 1978 | 115,831      | 157,662   | 145,996   | 135,964   | 143,024   | 143,818   | 105,422   | 138,405   | 157,385   | 159,671   | 163,029   | 137,673   | 1,703,830  |
|   | 1979 | 151,124      | 156,769   | 181,736   | 166,311   | 179,079   | 179,959   | 141,319   | 166,725   | 187,965   | 201,663   | 193,809   | 155,274   | 2,061,733  |
|   | 1980 | 168,623      | 184,067   | 196,177   | 191,628   | 193,068   | 196,303   | 166,929   | 173,926   | 217,114   | 227,965   | 211,432   | 193,197   | 2,320,429  |
| D 312998  | 1981 | 186,673      | 212,657   | 241,330   | 228,364   | 236,646   | 253,255   | 196,992   | 217,596   | 260,103   | 238,223   | 219,454   | 185,403   | 2,676,696  |
|   | 1982 | 160,058      | 186,604   | 217,582   | 193,690   | 183,727   | 195,345   | 146,321   | 175,684   | 201,790   | 195,938   | 204,271   |           |            |
| <b>PAPER AND ALLIED INDUSTRIES - INDUSTRIE DU PAPIER ET ACTIVITES ANNEXES:</b>                |      |              |           |           |           |           |           |           |           |           |           |           |           |            |
| Nova Scotia - Nouvelle-Écosse   | 1978 | 17,718       | 19,243    | 22,921    | 25,251    | 22,829    | 22,336    | 23,420    | 24,479    | 23,312    | 26,933    | 26,878    | 26,105    | 281,425    |
|   | 1979 | 24,606       | 21,745    | 27,518    | 26,247    | 26,996    | 25,381    | 29,489    | 24,497    | 26,156    | 30,085    | 26,475    | 26,313    | 315,508    |
|   | 1980 | 31,814       | 28,401    | 32,029    | 35,740    | 31,403    | 34,706    | 29,674    | 30,333    | 32,162    | 42,195    | 32,868    | 37,413    | 398,738    |
| D 313132  | 1981 | 33,000       | 32,567    | 34,393    | 36,748    | 33,562    | 36,732    | 41,531    | 40,417    | 32,964    | 42,065    | 32,537    | 34,477    | 430,993    |
|   | 1982 | 28,698       | 34,531    | 31,486    | 43,947    | 33,312    | 30,262    | 31,311    | 35,764    | 28,689    | 23,096    | 19,459    |           |            |
| New Brunswick - Nouveau-Brunswick   | 1978 | 40,098       | 36,919    | 43,337    | 43,574    | 46,884    | 48,941    | 37,205    | 44,948    | 48,731    | 48,949    | 58,401    | 51,389    | 549,376    |
|   | 1979 | 49,156       | 48,446    | 58,894    | 50,592    | 55,964    | 51,187    | 44,660    | 56,363    | 49,045    | 59,216    | 62,183    | 54,681    | 640,387    |
|   | 1980 | 61,915       | 74,051    | 67,182    | 70,148    | 71,367    | 77,524    | 72,847    | 68,506    | 68,032    | 76,462    | 77,815    | 72,821    | 857,970    |
| D 313133  | 1981 | 76,553       | 71,673    | 84,990    | 83,210    | 78,154    | 69,438    | 70,847    | 66,912    | 75,368    | 72,512    | 71,554    | 65,811    | 887,022    |
|   | 1982 | 55,922       | 72,251    | 79,407    | 60,734    | 62,115    | 55,616    | 60,265    | 47,711    | 45,098    | 51,195    | 55,549    |           |            |
| Québec  | 1978 | 232,455      | 241,600   | 294,223   | 269,777   | 291,527   | 294,470   | 267,586   | 289,876   | 306,387   | 314,149   | 312,696   | 286,935   | 3,401,681  |
|   | 1979 | 303,731      | 307,762   | 333,319   | 328,566   | 337,697   | 322,032   | 325,301   | 354,604   | 336,923   | 381,595   | 362,658   | 321,807   | 4,015,995  |
|   | 1980 | 380,118      | 400,388   | 417,711   | 397,664   | 396,889   | 376,742   | 346,224   | 350,522   | 355,796   | 392,559   | 365,434   | 349,393   | 4,529,440  |
| D 313134  | 1981 | 387,873      | 395,596   | 443,601   | 421,443   | 429,322   | 440,544   | 431,521   | 435,027   | 456,061   | 473,347   | 456,488   | 437,735   | 5,208,558  |
|   | 1982 | 411,083      | 428,322   | 464,236   | 440,128   | 436,091   | 427,175   | 383,995   | 400,260   | 424,577   | 441,390   | 423,353   |           |            |
| Ontario   | 1978 | 235,654      | 234,041   | 272,391   | 261,044   | 279,573   | 282,386   | 244,477   | 255,257   | 270,124   | 280,398   | 281,024   | 249,327   | 3,145,696  |
|   | 1979 | 281,265      | 273,564   | 328,146   | 326,653   | 336,440   | 338,318   | 310,172   | 334,119   | 317,227   | 362,686   | 350,502   | 313,103   | 3,872,195  |
|   | 1980 | 372,085      | 372,696   | 400,290   | 388,293   | 397,146   | 385,982   | 332,971   | 370,379   | 396,699   | 418,685   | 387,943   | 375,802   | 4,598,971  |
| D 313135  | 1981 | 384,759      | 385,906   | 427,522   | 413,597   | 435,693   | 483,309   | 427,033   | 438,617   | 442,024   | 457,665   | 420,565   | 379,863   | 5,096,553  |
|   | 1982 | 383,772      | 397,943   | 450,333   | 403,388   | 390,845   | 438,207   | 363,134   | 378,072   | 387,154   | 384,551   | 385,245   |           |            |
| Alberta   | 1978 | 17,435       | 17,700    | 20,722    | 17,623    | 18,842    | 22,797    | 18,712    | 20,364    | 22,968    | 20,450    | 21,650    | 22,082    | 241,341    |
|   | 1979 | 21,981       | 20,581    | 24,502    | 21,635    | 20,659    | 25,087    | 22,106    | 22,157    | 28,054    | 25,119    | 23,940    | 26,975    | 287,796    |
|   | 1980 | 25,439       | 28,812    | 30,596    | 26,968    | 21,666    | 30,834    | 25,546    | 25,439    | 32,617    | 27,081    | 26,670    | 29,775    | 321,443    |
| D 313138  | 1981 | 29,401       | 29,107    | 31,402    | 31,151    | 31,501    | 36,753    | 32,167    | 29,598    | 40,443    | 30,792    | 24,125    | 30,856    | 377,294    |
|   | 1982 | 25,441       | 30,523    | 34,318    | 29,700    | 28,619    | 31,007    | 33,215    | 28,637    | 31,199    | 28,226    | 28,427    |           |            |
| British Columbia - Colombie-Britannique   | 1978 | 145,713      | 145,497   | 152,157   | 164,502   | 178,071   | 192,441   | 165,232   | 180,899   | 166,611   | 203,280   | 177,547   | 189,214   | 2,061,164  |
|   | 1979 | 197,224      | 183,093   | 217,356   | 208,522   | 217,428   | 212,088   | 184,191   | 215,414   | 201,805   | 237,295   | 237,509   | 225,567   | 2,537,492  |
|   | 1980 | 213,272      | 226,758   | 278,286   | 265,336   | 256,393   | 287,602   | 243,399   | 256,708   | 289,399   | 251,316   | 254,206   | 261,160   | 3,083,835  |
| D 313139  | 1981 | 219,201      | 239,676   | 274,273   | 269,217   | 258,234   | 329,771   | 149,958   | 60,038    | 179,120   | 248,469   | 248,838   | 265,474   | 2,742,329  |
|   | 1982 | 214,560      | 228,845   | 260,097   | 218,625   | 228,789   | 225,109   | 191,204   | 220,634   | 208,884   | 176,870   | 188,882   |           |            |
| Canada  | 1978 | 725,843      | 730,328   | 847,803   | 821,585   | 883,818   | 909,959   | 799,138   | 859,463   | 885,337   | 945,018   | 917,768   | 871,225   | 10,197,285 |
|   | 1979 | 925,738      | 900,109   | 1,040,564 | 1,012,913 | 1,048,319 | 1,025,870 | 966,599   | 1,061,564 | 1,009,669 | 1,153,390 | 1,115,006 | 1,026,691 | 12,286,632 |
|   | 1980 | 1,139,703    | 1,182,310 | 1,299,274 | 1,241,960 | 1,233,090 | 1,249,499 | 1,101,167 | 1,159,722 | 1,231,702 | 1,270,865 | 1,207,730 | 1,185,655 | 14,502,677 |
| D 313129  | 1981 | 1,190,252    | 1,211,737 | 1,356,091 | 1,325,074 | 1,331,710 | 1,472,957 | 1,218,451 | 1,128,242 | 1,287,057 | 1,399,314 | 1,318,884 | 1,294,491 | 15,534,260 |
|   | 1982 | 1,175,235    | 1,262,618 | 1,390,317 | 1,277,250 | 1,242,144 | 1,270,256 | 1,127,788 | 1,165,602 | 1,180,455 | 1,166,917 | 1,150,717 |           |            |
| <b>PRINTING, PUBLISHING AND ALLIED INDUSTRIES - IMPRIMERIE, ÉDITION ET ACTIVITES ANNEXES:</b> |      |              |           |           |           |           |           |           |           |           |           |           |           |            |
| Nova Scotia - Nouvelle-Écosse   | 1978 | 3,309        | 3,395     | 4,184     | 3,852     | 4,257     | 4,121     | 3,880     | 4,090     | 4,332     | 3,840     | 4,165     | 4,041     | 47,466     |
|   | 1979 | 4,045        | 4,075     | 5,042     | 4,656     | 5,059     | 4,840     | 4,235     | 4,423     | 5,055     | 4,781     | 4,805     | 4,379     | 55,395     |
|   | 1980 | 5,086        | 5,493     | 5,310     | 5,700     | 5,722     | 5,458     | 5,224     | 5,218     | 5,452     | 5,705     | 5,415     | 5,532     | 65,315     |
| D 313263  | 1981 | 5,232        | 5,403     | 5,988     | 6,339     | 6,006     | 6,331     | 6,003     | 5,793     | 6,271     | 5,920     | 6,017     | 6,573     | 71,876     |
|   | 1982 | 5,516        | 5,556     | 6,383     | 6,419     | 6,283     | 6,571     | 6,397     | 6,187     | 6,778     | 6,425     | 6,731     |           |            |
| New Brunswick - Nouveau-Brunswick   | 1978 | 2,360        | 2,526     | 2,877     | 2,832     | 3,225     | 3,136     | 2,592     | 2,719     | 2,986     | 3,243     | 3,388     | 2,852     | 34,736     |
|   | 1979 | 3,016        | 3,054     | 3,392     | 3,521     | 3,762     | 3,466     | 3,290     | 3,120     | 3,448     | 3,798     | 3,684     | 3,706     | 41,257     |
|   | 1980 | 3,662        | 3,453     | 3,818     | 4,038     | 4,040     | 3,737     | 3,616     | 3,723     | 4,187     | 4,344     | 4,087     | 4,304     | 47,009     |
| D 313264  | 1981 | 3,806        | 4,030     | 4,165     | 4,506     | 4,500     | 4,504     | 3,808     | 3,890     | 4,231     | 4,934     | 4,759     | 5,193     | 51,903     |
|   | 1982 | 3,832        | 3,952     | 4,534     | 4,824     | 4,938     | 4,842     | 4,049     | 4,883     | 4,883     | 4,645     | 5,410     |           |            |
| Québec  | 1978 | 90,232       | 96,398    | 104,688   | 99,117    | 106,367   | 94,959    | 84,674    | 98,701    | 106,948   | 109,912   | 115,068   | 94,337    | 1,201,401  |
|   | 1979 | 102,002      | 107,237   | 116,435   | 108,455   | 116,330   | 108,094   | 95,206    | 111,364   | 119,674   | 127,876   | 131,331   | 107,881   | 1,351,885  |
|   | 1980 | 127,400      | 128,931   | 136,104   | 138,194   | 134,192   | 123,627   | 111,611   | 128,478   | 152,317   | 146,289   | 155,657   | 138,719   | 1,621,519  |
| D 313265  | 1981 | 130,981      | 141,856   | 161,459   | 153,045   | 152,848   | 147,568   | 126,918   | 148,316   | 158,993   | 167,723   | 168,042   | 151,618   | 1,809,367  |
|   | 1982 | 143,125      | 150,829   | 167,870   | 155,916   | 158,576   | 147,276   | 130,249   | 145,572   | 157,718   | 162,096   | 170,938   |           |            |
| Ontario   | 1978 | 143,325      | 147,850   | 173,257   | 170,954   | 169,759   | 176,779   | 153,283   | 168,916   | 187,022   | 195,886   | 193,552   | 168,101   | 2,048,684  |
|   | 1979 | 169,150      | 173,814   | 195,472   | 192,788   | 200,702   | 194,785   | 172,963   | 191,291   | 219,777   | 237,665   | 227,227   | 199,607   | 2,375,221  |
|   | 1980 | 198,331      | 211,782   | 234,249   | 237,031   | 227,897   | 227,176   | 209,518   | 210,549   | 253,053   | 274,366   | 249,548   | 237,870   | 2,771,370  |
| D 313266  | 1981 | 209,732      | 233,079   | 262,080   | 266,614   | 258,519   | 265,171   | 240,216   | 244,465   | 293,986   | 309,008   | 290,416   | 265,743   | 3,134,029  |
|   | 1982 | 234,789      | 247,884   | 291,076   | 277,400   | 270,045   | 272,744   | 231,572   | 247,141   | 279,902   | 288,496   | 280,840   |           |            |
| Manitoba  | 1978 | 10,255       | 9,941     | 12,355    | 12,648    | 14,535    | 14,743    | 10,461    | 12,511    | 14,899    | 13,871    | 14,120    | 12,454    | 157,753    |
|   | 1979 | 11,094       | 13,105    | 13,864    | 14,292    | 17,922    | 18,452    | 12,478    | 13,738    | 16,162    | 16,774    | 17,692    | 15,307    | 193,000    |
|   | 1980 | 16,682       | 15,662    | 18,220    | 17,680    | 20,902    | 21,137    | 16,296    | 16,534    | 18,427    | 17,554    | 16,484    | 16,567    | 212,125    |
| D 313267  | 1981 | 16,108       | 16,511    | 19,223    | 18,187    | 21,747    | 22,114    | 15,693    | 16,553    | 20,919    | 19,426    | 19,527    | 18,130    | 274,       |

TABLE 5. Estimated Value of Shipments, by Industry Group and Province

TABLEAU 5. Valeur estimative des livraisons, par groupe d'industries et province

|   |          | Month - Mois                               |           |           |           |           |           |           |         |           |           |           |           | Total      |
|---|----------|--|-----------|-----------|-----------|-----------|-----------|-----------|---------|-----------|-----------|-----------|-----------|------------|
|   |          | Jan.                                       | Feb.      | March     | April     | May       | June      | July      | Aug.    | Sept.     | Oct.      | Nov.      | Dec.      |            |
|   |          | Janv.                                      | Fev.      | Mars      | Avril     | Mai       | Jun       | Juill.    | Août    |           |           |           |           |            |
|   |          | thousands of dollars - milliers de dollars |           |           |           |           |           |           |         |           |           |           |           |            |
| Saskatchewan  | 1978     | 4,271                                      | 4,639     | 6,343     | 5,517     | 5,750     | 5,679     | 4,726     | 4,916   | 5,738     | 5,944     | 6,408     | 5,715     | 65,646     |
|   | 1979     | 6,199                                      | 6,021     | 7,141     | 7,059     | 7,617     | 6,533     | 5,809     | 6,161   | 6,531     | 7,676     | 7,287     | 6,558     | 80,592     |
|   | 1980     | 7,533                                      | 7,294     | 8,422     | 8,614     | 7,780     | 7,162     | 7,419     | 6,752   | 8,070     | 8,819     | 8,613     | 8,245     | 94,723     |
|   | 1981     | 8,243                                      | 8,423     | 9,749     | 9,310     | 8,988     | 9,658     | 7,839     | 8,021   | 9,162     | 10,713    | 10,256    | 10,447    | 110,809    |
|   | D 313268 | 1982                                       | 9,646     | 9,015     | 11,248    | 10,560    | 11,387    | 10,089    | 8,442   | 9,096     | 10,383    | 10,263    | 11,115    |            |
| Alberta   | 1978     | 17,714                                     | 18,840    | 21,613    | 19,820    | 20,411    | 21,026    | 18,158    | 19,230  | 20,782    | 20,738    | 22,392    | 20,729    | 241,453    |
|   | 1979     | 20,771                                     | 21,430    | 26,875    | 24,475    | 25,892    | 25,483    | 23,032    | 23,203  | 25,008    | 28,151    | 27,525    | 26,455    | 298,300    |
|   | 1980     | 26,888                                     | 28,277    | 31,555    | 30,781    | 30,723    | 29,839    | 29,186    | 29,288  | 33,024    | 34,123    | 33,393    | 32,507    | 369,584    |
|   | 1981     | 31,073                                     | 32,451    | 38,823    | 39,566    | 38,057    | 39,783    | 35,572    | 35,507  | 38,369    | 40,161    | 39,339    | 36,911    | 445,612    |
|   | D 313269 | 1982                                       | 33,597    | 36,750    | 44,137    | 40,873    | 38,146    | 38,311    | 31,247  | 31,848    | 33,882    | 37,552    | 37,803    |            |
| British Columbia - Colombie-Britannique   | 1978     | 20,747                                     | 21,538    | 24,770    | 23,765    | 25,492    | 24,518    | 21,244    | 22,139  | 25,439    | 24,374    | 21,401    | 18,444    | 273,871    |
|   | 1979     | 22,270                                     | 20,364    | 23,963    | 23,427    | 25,294    | 23,449    | 25,341    | 26,750  | 29,495    | 30,909    | 31,568    | 26,939    | 309,769    |
|   | 1980     | 30,836                                     | 30,899    | 33,208    | 34,000    | 33,792    | 34,368    | 32,452    | 31,884  | 34,777    | 37,170    | 36,621    | 37,589    | 407,596    |
|   | 1981     | 35,683                                     | 37,417    | 43,134    | 42,244    | 42,814    | 43,443    | 38,490    | 38,011  | 41,147    | 40,464    | 42,797    | 41,889    | 487,533    |
|   | D 313270 | 1982                                       | 36,312    | 37,912    | 43,760    | 40,124    | 39,852    | 42,475    | 33,742  | 34,496    | 37,750    | 35,434    | 39,306    |            |
| Canada  | 1978     | 293,978                                    | 306,561   | 351,704   | 340,220   | 352,031   | 347,065   | 300,833   | 335,390 | 370,223   | 379,955   | 382,776   | 328,907   | 4,089,643  |
|   | 1979     | 340,299                                    | 351,197   | 394,680   | 381,385   | 405,262   | 387,334   | 344,480   | 382,335 | 426,969   | 460,381   | 453,802   | 393,333   | 4,721,457  |
|   | 1980     | 418,897                                    | 434,292   | 473,653   | 479,007   | 468,020   | 455,321   | 418,069   | 435,053 | 512,223   | 531,649   | 512,686   | 484,301   | 5,623,171  |
|   | 1981     | 443,473                                    | 481,843   | 547,778   | 543,281   | 536,872   | 541,889   | 477,575   | 503,637 | 576,499   | 601,970   | 584,820   | 539,503   | 6,379,140  |
|   | D 313260 | 1982                                       | 486,212   | 508,467   | 594,224   | 559,857   | 557,425   | 551,364   | 465,473 | 500,276   | 556,056   | 570,519   | 576,183   |            |
| <b>PRIMARY METAL INDUSTRIES - PREMIERE TRANSFORMATION DES METAUX:</b>   |          |  |           |           |           |           |           |           |         |           |           |           |           |            |
| Quebec  | 1978     | 196,760                                    | 187,376   | 240,364   | 228,032   | 266,264   | 263,535   | 186,913   | 183,183 | 250,861   | 253,373   | 277,559   | 253,004   | 2,787,224  |
|   | 1979     | 242,529                                    | 248,064   | 258,014   | 266,571   | 273,311   | 193,905   | 161,785   | 167,737 | 203,709   | 241,048   | 266,651   | 285,396   | 2,808,720  |
|   | 1980     | 288,842                                    | 317,645   | 316,017   | 303,001   | 277,443   | 292,479   | 259,040   | 273,453 | 331,785   | 323,091   | 278,850   | 301,800   | 3,603,736  |
|   | 1981     | 288,121                                    | 292,452   | 337,704   | 338,393   | 344,913   | 347,891   | 292,326   | 279,229 | 315,880   | 269,315   | 274,213   | 220,940   | 3,601,377  |
|   | D 313399 | 1982                                       | 256,163   | 243,521   | 268,581   | 251,097   | 240,585   | 241,539   | 180,916 | 202,984   | 265,423   | 264,229   | 275,071   |            |
| Ontario   | 1978     | 448,373                                    | 452,716   | 530,965   | 507,663   | 529,819   | 556,750   | 490,461   | 379,337 | 472,424   | 506,719   | 548,281   | 485,251   | 5,903,759  |
|   | 1979     | 596,736                                    | 559,168   | 650,061   | 582,004   | 665,160   | 626,799   | 557,619   | 592,234 | 608,321   | 687,993   | 672,294   | 514,571   | 7,312,960  |
|   | 1980     | 708,377                                    | 664,256   | 701,942   | 664,215   | 627,915   | 594,262   | 488,914   | 530,580 | 671,280   | 680,516   | 702,068   | 614,699   | 7,649,024  |
|   | 1981     | 713,067                                    | 737,092   | 830,615   | 831,967   | 829,391   | 869,295   | 853,686   | 519,491 | 585,292   | 550,606   | 540,390   | 505,519   | 8,366,411  |
|   | D 313400 | 1982                                       | 661,258   | 684,317   | 746,768   | 662,539   | 684,190   | 675,662   | 541,664 | 604,336   | 599,715   | 565,446   | 528,422   |            |
| Manitoba  | 1978     | 9,731                                      | 9,234     | 12,334    | 14,918    | 13,596    | 13,353    | 11,005    | 11,105  | 10,803    | 14,456    | 12,424    | 10,538    | 143,497    |
|   | 1979     | 13,711                                     | 13,482    | 15,076    | 17,359    | 18,564    | 16,189    | 13,670    | 14,188  | 11,987    | 20,717    | 17,560    | 17,571    | 190,074    |
|   | 1980     | 19,825                                     | 15,772    | 19,973    | 20,949    | 16,794    | 17,230    | 13,421    | 12,255  | 15,503    | 19,293    | 19,260    | 17,203    | 207,478    |
|   | 1981     | 19,696                                     | 18,602    | 20,882    | 23,254    | 19,692    | 20,875    | 20,540    | 17,355  | 18,790    | 19,333    | 19,638    | 17,180    | 235,837    |
|   | D 313401 | 1982                                       | 18,089    | 16,819    | 17,658    | 17,454    | 17,433    | 12,125    | 10,921  | 11,092    | 12,577    | 13,006    | 11,397    |            |
| Alberta   | 1978     | 25,070                                     | 30,693    | 36,467    | 24,945    | 32,981    | 33,736    | 26,842    | 27,175  | 36,791    | 35,026    | 34,646    | 30,324    | 374,696    |
|   | 1979     | 31,424                                     | 32,330    | 43,430    | 31,576    | 56,864    | 46,426    | 40,320    | 44,842  | 42,197    | 53,184    | 50,529    | 39,694    | 512,816    |
|   | 1980     | 52,916                                     | 57,844    | 55,690    | 47,966    | 53,662    | 47,777    | 48,332    | 54,972  | 55,639    | 73,940    | 67,357    | 59,467    | 675,562    |
|   | 1981     | 62,618                                     | 66,361    | 72,566    | 68,324    | 79,190    | 73,629    | 69,688    | 61,722  | 68,291    | 74,964    | 55,117    | 68,646    | 821,116    |
|   | D 313403 | 1982                                       | 54,500    | 73,442    | 57,681    | 35,765    | 73,237    | 47,091    | 34,244  | 57,287    | 42,860    | 44,020    | 41,796    |            |
| British Columbia - Colombie-Britannique   | 1978     | 45,402                                     | 45,646    | 51,372    | 51,772    | 51,288    | 56,827    | 55,066    | 40,609  | 45,380    | 59,894    | 59,928    | 60,614    | 623,798    |
|   | 1979     | 54,174                                     | 45,243    | 59,584    | 50,211    | 57,861    | 62,633    | 56,083    | 53,221  | 63,304    | 75,504    | 55,195    | 69,951    | 702,964    |
|   | 1980     | 74,385                                     | 73,792    | 78,838    | 80,429    | 68,783    | 76,510    | 62,845    | 70,295  | 89,890    | 90,580    | 69,080    | 77,329    | 912,756    |
|   | 1981     | 70,106                                     | 63,586    | 85,280    | 63,730    | 58,518    | 73,015    | 65,082    | 69,664  | 76,997    | 74,875    | 79,085    | 87,392    | 866,730    |
|   | D 313404 | 1982                                       | 62,290    | 59,224    | 74,153    | 48,585    | 51,620    | 60,271    | 44,515  | 44,650    | 53,472    | 49,166    | 57,437    |            |
| Canada  | 1978     | 740,054                                    | 746,925   | 900,275   | 840,478   | 911,823   | 947,026   | 799,375   | 675,215 | 841,613   | 897,569   | 956,940   | 863,244   | 10,120,537 |
|   | 1979     | 965,534                                    | 976,299   | 1,055,737 | 967,890   | 1,097,279 | 970,745   | 848,352   | 898,979 | 960,745   | 1,108,903 | 1,093,072 | 962,913   | 11,856,448 |
|   | 1980     | 1,184,584                                  | 1,162,825 | 1,237,611 | 1,147,759 | 1,070,352 | 1,058,223 | 901,170   | 974,712 | 1,194,632 | 1,220,003 | 1,169,333 | 1,096,517 | 13,417,721 |
|   | 1981     | 1,188,490                                  | 1,212,225 | 1,386,576 | 1,359,094 | 1,373,752 | 1,417,969 | 1,336,782 | 989,608 | 1,098,313 | 1,024,818 | 1,000,443 | 931,917   | 14,319,987 |
|   | D 313394 | 1982                                       | 1,077,093 | 1,112,973 | 1,193,074 | 1,029,186 | 1,108,755 | 1,061,702 | 831,472 | 930,280   | 986,760   | 956,436   | 934,049   |            |
| <b>METAL FABRICATING INDUSTRIES (except Machinery and transportation equipment industries) - FABRICATION DE PRODUITS EN METAL (sauf machines et équipement de transport):</b> |          |  |           |           |           |           |           |           |         |           |           |           |           |            |
| NEWFOUNDLAND - TERRE-NEUVE  | 1978     | 1,289                                      | 1,269     | 1,287     | 1,130     | 1,618     | 1,550     | 1,136     | 1,219   | 1,555     | 2,223     | 2,183     | 1,399     | 17,858     |
|   | 1979     | 904  | 1,176     | 1,762     | 1,404     | 2,780     | 1,834     | 1,796     | 2,824   | 2,754     | 3,019     | 2,317     | 2,284     | 24,854     |
|   | 1980     | 1,459                                      | 2,036     | 1,482     | 1,644     | 2,046     | 1,922     | 2,368     | 2,516   | 3,553     | 2,824     | 1,947     | 2,129     | 25,926     |
|   | 1981     | 1,139                                      | 1,851     | 2,090     | 2,429     | 2,732     | 3,086     | 2,520     | 2,937   | 3,081     | 3,675     | 2,744     | 2,566     | 30,850     |
|   | D 313604 | 1982                                       | 954       | 1,195     | 1,672     | 2,002     | 2,091     | 3,801     | 2,870   | 2,628     | 3,321     | 2,729     | 3,036     |            |
| Nova Scotia - Nouvelle-Écosse   | 1978     | 4,921                                      | 4,799     | 5,915     | 5,599     | 5,585     | 6,728     | 6,093     | 5,923   | 6,110     | 6,074     | 6,045     | 5,335     | 69,127     |
|   | 1979     | 6,056                                      | 6,716     | 7,891     | 6,772     | 8,817     | 8,146     | 7,805     | 7,691   | 6,453     | 7,710     | 6,611     | 5,506     | 86,174     |
|   | 1980     | 5,805                                      | 6,194     | 6,873     | 7,010     | 7,270     | 7,611     | 7,117     | 7,016   | 7,104     | 7,580     | 6,488     | 6,484     | 82,552     |
|   | 1981     | 6,887                                      | 8,085     | 10,995    | 9,375     | 8,554     | 8,743     | 9,344     | 8,859   | 11,201    | 10,866    | 9,487     | 9,409     | 111,805    |
|   | D 313606 | 1982                                       | 6,715     | 7,621     | 9,605     | 7,247     | 7,936     | 8,580     | 7,548   | 7,240     | 10,321    | 8,174     | 7,564     |            |
| Nova Scotia - Nouvelle-Écosse   | 1978     | 3,955                                      | 3,751     | 4,476     | 4,809     | 5,214     | 6,268     | 6,385     | 6,656   | 6,387     | 5,781     | 5,800     | 5,008     | 64,490     |
|   | 1979     | 4,713                                      | 5,039     | 5,532     | 5,320     | 5,983     | 7,020     | 6,707     | 7,564   | 6,959     | 7,129     | 6,829     | 5,415     | 74,210     |
|   | 1980     | 5,980                                      | 5,937     | 6,276     | 6,001     | 6,301     | 6,268     | 7,037     | 6,723   | 7,059     | 6,856     | 6,315     | 5,718     | 86,174     |
|   | 1981     | 4,768                                      | 5,735     | 6,030     | 5,530     | 5,737     | 7,251     | 7,655     | 8,090   | 9,143     | 8,825     | 7,830     | 6,254     | 82,843     |
|   | D 313607 | 1982                                       | 5,783     | 5,679     | 5,914     | 4,958     | 7,038     | 6,206     | 6,692   | 7,715     | 8,360     | 8,015     | 6,340     |            |



TABLE 5. Estimated Value of Shipments, by Industry Group and Province

TABLEAU 5. Valeur estimative des livraisons, par groupe d'industries et province

|   |      | Month - Mois                               |         |           |           |           |           |           |           |           |           |           |           | Total      |
|---|------|--|---------|-----------|-----------|-----------|-----------|-----------|-----------|-----------|-----------|-----------|-----------|------------|
|   |      | Jan  | Feb.    | March     | April     | May       | June      | July      | Aug       | Sept      | Oct.      | Nov.      | Dec.      |            |
|   |      | Janv.                                      | Fev.    | Mars      | Avril     | Mai       | Jun       | Juill.    | Août      |           |           |           |           |            |
|   |      | thousands of dollars - milliers de dollars |         |           |           |           |           |           |           |           |           |           |           |            |
| Québec  | 1978 | 122,719                                    | 130,102 | 153,765   | 150,681   | 154,482   | 174,691   | 133,541   | 167,868   | 170,416   | 172,524   | 181,630   | 151,930   | 1,864,349  |
|   | 1979 | 141,432                                    | 159,469 | 186,327   | 169,248   | 193,918   | 195,498   | 158,260   | 323,541   | 291,058   | 269,202   | 272,563   | 299,032   | 2,659,548  |
|   | 1980 | 284,121                                    | 260,732 | 286,580   | 244,115   | 267,739   | 265,184   | 301,080   | 259,274   | 277,407   | 321,509   | 239,879   | 341,010   | 3,348,630  |
|   | 1981 | 182,495                                    | 187,217 | 215,343   | 216,939   | 216,360   | 238,836   | 214,807   | 260,424   | 297,080   | 303,830   | 226,987   | 386,281   | 2,949,599  |
| D 313608  | 1982 | 233,999                                    | 270,374 | 316,540   | 198,543   | 219,330   | 234,931   | 188,710   | 220,464   | 245,620   | 255,286   | 249,655   |           |            |
| Ontario   | 1978 | 355,972                                    | 375,921 | 443,626   | 413,680   | 449,020   | 470,426   | 397,356   | 406,812   | 465,840   | 464,613   | 472,932   | 413,981   | 5,130,179  |
|   | 1979 | 427,205                                    | 444,119 | 517,504   | 456,087   | 522,184   | 526,085   | 477,527   | 482,729   | 528,132   | 552,818   | 548,289   | 430,266   | 5,912,945  |
|   | 1980 | 491,577                                    | 510,124 | 559,254   | 533,048   | 524,429   | 526,194   | 479,015   | 465,572   | 561,475   | 567,419   | 541,005   | 499,507   | 6,258,619  |
|   | 1981 | 489,999                                    | 538,810 | 635,008   | 603,192   | 595,856   | 669,357   | 579,567   | 540,971   | 648,059   | 612,274   | 579,653   | 511,633   | 7,004,379  |
| D 313609  | 1982 | 488,614                                    | 524,214 | 659,054   | 557,115   | 544,245   | 598,423   | 485,951   | 523,497   | 579,550   | 529,259   | 525,988   |           |            |
| Manitoba  | 1978 | 17,981                                     | 18,742  | 20,584    | 22,014    | 21,000    | 24,993    | 22,923    | 26,814    | 23,805    | 22,528    | 20,934    | 22,076    | 264,394    |
|   | 1979 | 20,352                                     | 22,332  | 24,229    | 26,181    | 26,771    | 29,092    | 29,172    | 27,551    | 27,393    | 28,906    | 22,416    | 19,044    | 303,439    |
|   | 1980 | 24,483                                     | 28,001  | 34,609    | 29,798    | 30,665    | 25,676    | 30,903    | 27,673    | 30,596    | 30,090    | 24,837    | 26,665    | 343,996    |
|   | 1981 | 25,022                                     | 36,655  | 38,067    | 31,691    | 29,099    | 33,212    | 39,326    | 36,551    | 38,829    | 35,863    | 31,393    | 31,028    | 406,732    |
| D 313610  | 1982 | 26,762                                     | 25,872  | 33,098    | 30,579    | 26,531    | 30,212    | 27,402    | 30,342    | 29,942    | 25,163    | 25,412    |           |            |
| Saskatchewan  | 1978 | 4,003                                      | 3,720   | 4,919     | 7,423     | 7,944     | 7,097     | 6,279     | 7,722     | 8,004     | 7,137     | 6,256     | 6,139     | 76,643     |
|   | 1979 | 5,162                                      | 6,142   | 6,109     | 6,648     | 8,077     | 6,264     | 7,900     | 7,193     | 6,811     | 8,538     | 7,095     | 4,945     | 80,884     |
|   | 1980 | 6,406                                      | 7,026   | 6,851     | 8,704     | 8,552     | 8,455     | 7,370     | 7,314     | 8,005     | 8,418     | 7,942     | 7,394     | 92,442     |
|   | 1981 | 6,804                                      | 7,077   | 8,138     | 8,983     | 7,635     | 8,331     | 9,582     | 8,822     | 8,896     | 10,252    | 9,117     | 10,188    | 103,825    |
| D 313611  | 1982 | 7,245                                      | 6,931   | 9,492     | 9,072     | 7,826     | 7,782     | 6,455     | 7,257     | 7,459     | 8,518     | 6,702     |           |            |
| Alberta   | 1978 | 26,825                                     | 29,529  | 39,171    | 33,612    | 40,778    | 43,523    | 37,464    | 40,609    | 37,422    | 38,371    | 40,541    | 34,177    | 442,022    |
|   | 1979 | 40,512                                     | 36,786  | 43,382    | 42,044    | 46,186    | 52,853    | 49,488    | 55,799    | 52,072    | 59,489    | 59,121    | 44,423    | 582,155    |
|   | 1980 | 43,752                                     | 54,649  | 52,987    | 52,895    | 57,210    | 54,058    | 58,699    | 61,433    | 58,033    | 64,186    | 55,562    | 53,289    | 666,753    |
|   | 1981 | 53,100                                     | 59,759  | 76,641    | 68,922    | 68,706    | 73,972    | 76,586    | 70,929    | 73,999    | 79,733    | 74,673    | 66,294    | 843,314    |
| D 313612  | 1982 | 57,690                                     | 58,774  | 68,699    | 64,395    | 58,539    | 69,257    | 61,729    | 64,329    | 77,210    | 59,666    | 64,766    |           |            |
| British Columbia - Colombie-Britannique   | 1978 | 36,372                                     | 39,579  | 45,984    | 43,360    | 50,351    | 51,315    | 48,185    | 51,507    | 52,146    | 50,575    | 49,338    | 41,368    | 560,083    |
|   | 1979 | 47,514                                     | 50,094  | 60,939    | 49,615    | 57,959    | 58,944    | 57,656    | 61,103    | 58,694    | 64,814    | 63,389    | 52,419    | 683,147    |
|   | 1980 | 60,906                                     | 64,421  | 71,107    | 72,906    | 71,087    | 69,480    | 73,520    | 64,224    | 71,333    | 78,265    | 71,598    | 68,623    | 837,476    |
|   | 1981 | 67,355                                     | 67,591  | 80,227    | 74,649    | 76,628    | 79,751    | 74,266    | 72,798    | 80,332    | 74,221    | 71,712    | 66,119    | 885,649    |
| D 313613  | 1982 | 56,258                                     | 63,986  | 78,278    | 59,074    | 57,250    | 60,898    | 54,104    | 54,422    | 56,256    | 52,215    | 53,861    |           |            |
| Canada  | 1978 | 574,110                                    | 607,498 | 719,840   | 682,466   | 736,099   | 786,679   | 659,456   | 715,218   | 771,763   | 769,924   | 785,765   | 681,507   | 8,490,325  |
|   | 1979 | 694,024                                    | 732,062 | 853,932   | 763,625   | 872,935   | 885,972   | 796,563   | 976,194   | 980,498   | 1,001,800 | 988,799   | 863,530   | 10,409,934 |
|   | 1980 | 924,764                                    | 939,446 | 1,026,366 | 956,499   | 975,653   | 965,207   | 967,529   | 902,291   | 1,024,990 | 1,087,520 | 955,880   | 1,011,236 | 11,737,381 |
|   | 1981 | 837,836                                    | 913,128 | 1,073,012 | 1,022,132 | 1,014,690 | 1,123,028 | 1,014,119 | 1,010,794 | 1,171,104 | 1,140,014 | 1,014,002 | 1,090,233 | 12,424,092 |
| D 313603  | 1982 | 884,334                                    | 964,980 | 1,182,653 | 933,398   | 912,131   | 1,020,430 | 841,856   | 918,294   | 1,018,374 | 949,367   | 943,692   |           |            |
| <b>MACHINERY INDUSTRIES (except electrical machinery) - FABRICATION DE MACHINES (sauf électriques):</b> |      |  |         |           |           |           |           |           |           |           |           |           |           |            |
| Québec  | 1978 | 44,178                                     | 49,980  | 63,578    | 62,288    | 62,285    | 74,697    | 49,081    | 61,484    | 89,390    | 70,550    | 73,554    | 84,226    | 785,291    |
|   | 1979 | 64,628                                     | 71,288  | 91,053    | 80,697    | 83,711    | 87,715    | 84,027    | 88,064    | 92,952    | 101,193   | 94,099    | 115,467   | 1,054,894  |
|   | 1980 | 81,672                                     | 89,945  | 106,648   | 102,826   | 89,511    | 111,524   | 87,980    | 81,341    | 121,284   | 109,271   | 97,001    | 122,345   | 1,201,348  |
|   | 1981 | 78,181                                     | 91,670  | 129,565   | 108,433   | 115,114   | 109,130   | 111,099   | 105,255   | 136,137   | 118,836   | 103,161   | 138,709   | 1,345,290  |
| D 313793  | 1982 | 89,195                                     | 106,005 | 116,338   | 105,392   | 95,001    | 101,304   | 81,974    | 79,331    | 112,009   | 98,894    | 97,454    |           |            |
| Ontario   | 1978 | 213,426                                    | 252,346 | 333,038   | 293,827   | 300,780   | 308,909   | 240,798   | 233,132   | 297,821   | 294,119   | 299,464   | 299,774   | 3,367,434  |
|   | 1979 | 299,473                                    | 341,504 | 418,167   | 351,939   | 358,478   | 385,068   | 338,371   | 294,374   | 340,334   | 371,618   | 399,694   | 376,044   | 4,275,064  |
|   | 1980 | 416,291                                    | 418,309 | 501,308   | 448,315   | 440,291   | 410,733   | 380,822   | 318,370   | 337,116   | 407,282   | 397,081   | 408,675   | 4,884,593  |
|   | 1981 | 382,050                                    | 476,372 | 516,768   | 502,674   | 474,120   | 494,550   | 470,428   | 351,653   | 453,415   | 479,705   | 437,585   | 434,796   | 5,424,116  |
| D 313794  | 1982 | 386,521                                    | 428,872 | 562,081   | 423,425   | 398,447   | 431,865   | 363,067   | 299,568   | 368,859   | 331,336   | 361,006   |           |            |
| Manitoba  | 1978 | 17,079                                     | 20,356  | 23,180    | 26,335    | 24,830    | 24,209    | 16,026    | 14,056    | 14,689    | 13,239    | 19,496    | 23,906    | 237,401    |
|   | 1979 | 23,318                                     | 25,366  | 33,025    | 31,895    | 33,168    | 34,008    | 22,691    | 21,308    | 22,466    | 22,771    | 28,094    | 33,190    | 331,300    |
|   | 1980 | 35,442                                     | 39,361  | 45,174    | 39,540    | 40,367    | 41,529    | 28,955    | 22,799    | 29,972    | 27,839    | 32,497    | 35,152    | 418,627    |
|   | 1981 | 29,439                                     | 39,151  | 47,971    | 46,053    | 42,587    | 53,243    | 40,903    | 29,344    | 43,201    | 43,112    | 40,835    | 49,173    | 505,012    |
| D 313795  | 1982 | 32,265                                     | 61,925  | 50,932    | 44,624    | 45,353    | 53,095    | 38,276    | 31,403    | 44,480    | 25,488    | 19,256    |           |            |
| Saskatchewan  | 1978 | 4,801                                      | 5,280   | 7,477     | 9,947     | 9,822     | 6,892     | 7,078     | 6,070     | 6,324     | 7,300     | 5,453     | 7,175     | 83,619     |
|   | 1979 | 7,245                                      | 9,885   | 13,735    | 15,375    | 11,878    | 9,255     | 9,691     | 9,134     | 10,051    | 12,452    | 9,683     | 12,182    | 130,646    |
|   | 1980 | 13,309                                     | 12,201  | 16,854    | 19,559    | 11,778    | 10,707    | 8,416     | 9,016     | 13,162    | 15,815    | 9,193     | 17,610    | 157,620    |
|   | 1981 | 15,350                                     | 15,710  | 22,501    | 27,397    | 15,521    | 14,859    | 15,332    | 12,981    | 17,187    | 17,696    | 11,492    | 14,716    | 200,742    |
| D 313796  | 1982 | 12,456                                     | 18,358  | 18,721    | 22,397    | 15,198    | 8,766     | 7,472     | 8,476     | 8,450     | 9,258     | 8,031     |           |            |
| Alberta   | 1978 | 14,984                                     | 16,279  | 20,390    | 19,293    | 19,556    | 19,842    | 17,362    | 19,508    | 21,484    | 21,799    | 26,480    | 23,092    | 240,069    |
|   | 1979 | 21,415                                     | 26,623  | 31,659    | 24,674    | 24,162    | 24,604    | 21,493    | 24,270    | 30,409    | 30,655    | 26,908    | 28,127    | 314,999    |
|   | 1980 | 27,581                                     | 31,612  | 41,169    | 37,722    | 41,257    | 46,941    | 40,326    | 46,654    | 38,092    | 43,422    | 38,538    | 35,660    | 468,974    |
|   | 1981 | 39,364                                     | 50,689  | 45,736    | 47,250    | 52,345    | 48,136    | 53,195    | 53,997    | 44,943    | 47,693    | 48,876    | 45,327    | 577,551    |
| D 313797  | 1982 | 39,876                                     | 45,869  | 44,349    | 39,902    | 40,169    | 34,358    | 35,777    | 31,585    | 33,011    | 27,061    | 29,662    |           |            |
| British Columbia - Colombie-Britannique   | 1978 | 19,770                                     | 18,675  | 24,178    | 23,834    | 23,073    | 27,364    | 25,442    | 22,603    | 25,470    | 29,363    | 29,551    | 28,070    | 290,753    |
|   | 1979 | 26,496                                     | 28,055  | 28,145    | 25,854    | 36,255    | 31,904    | 29,786    | 47,723    | 28,136    | 33,830    | 35,252    | 35,107    | 380,543    |
|   | 1980 | 32,702                                     | 35,234  | 41,816    | 38,943    | 39,208    | 41,043    | 36,390    | 31,742    | 37,397    | 30,495    | 36,787    | 34,240    | 454,240    |
|   | 1981 | 30,343                                     | 37,760  | 38,018    | 34,080    | 38,280    | 45,440    | 39,493    | 36,956    | 37,942    | 33,543    | 32,281    | 34,513    | 438,843    |
| D 313798  | 1982 | 27,218                                     | 30,939  | 35,750    | 27,282    | 30,243    | 26,867    | 21,099    | 24,071    | 28,474    | 23,622    |           |           |            |



TABLE 5. Estimated Value of Shipments, by Industry Group and Province

TABLIÉAU 5. Valeur estimative des livraisons, par groupe d'industries et province

|   |    | Month - Mois                               |           |           |           |           |           |           |           |           |           |           |           | Total     |            |
|---|----|--|-----------|-----------|-----------|-----------|-----------|-----------|-----------|-----------|-----------|-----------|-----------|-----------|------------|
|   |    | Jan.                                       | Feb.      | March     | April     | May       | June      | July      | Aug.      | Sept.     | Oct.      | Nov.      | Déc.      |           |            |
|   |    | Janv.                                      | Fév.      | Mars      | Avril     | Mai       | Jun       | Juill.    | Août      | Sept.     | Oct.      | Nov.      | Déc.      |           |            |
|   |    | thousands of dollars - milliers de dollars |           |           |           |           |           |           |           |           |           |           |           |           |            |
| <b>TRANSPORTATION EQUIPMENT INDUSTRIES - FABRICATION D'ÉQUIPEMENT DE TRANSPORT:</b> |    |  |           |           |           |           |           |           |           |           |           |           |           |           |            |
| Nova Scotia - Nouvelle-Écosse   |    | 1978                                       | 9 907     | 8 617     | 12 699    | 7 064     | 12 015    | 14 134    | 12 594    | 10 605    | 17 840    | 18 034    | 16 398    | 18 660    | 158 567    |
|   |    | 1979                                       | 18 651    | 20 268    | 28 777    | 21 583    | 23 426    | 28 288    | 17 767    | 17 116    | 24 154    | 24 744    | 29 335    | 30 112    | 284 821    |
|   |    | 1980                                       | 26 252    | 31 626    | 37 929    | 38 398    | 31 822    | 25 360    | 16 688    | 12 336    | 17 384    | 18 190    | 20 668    | 34 531    | 311 184    |
|   |    | 1981                                       | 34 431    | 37 658    | 48 405    | 35 650    | 41 749    | 43 677    | 28 148    | 20 666    | 43 103    | 29 250    | 24 935    | 27 786    | 415 458    |
| D 313961  | 15 | 1982                                       | 22 315    | 25 180    | 30 146    | 25 535    | 19 895    | 21 473    | 18 935    | 20 643    | 29 089    | 21 110    | 19 822    |           |            |
| Québec  |    | 1978                                       | 172 506   | 166 184   | 184 306   | 189 575   | 194 304   | 204 470   | 164 434   | 117 522   | 244 201   | 231 954   | 238 833   | 227 816   | 2 336 105  |
|   |    | 1979                                       | 217 170   | 223 318   | 248 963   | 262 053   | 289 156   | 282 823   | 232 498   | 211 169   | 294 384   | 284 222   | 257 912   | 257 912   | 3 059 280  |
|   |    | 1980                                       | 263 767   | 284 349   | 301 045   | 304 787   | 324 496   | 309 883   | 289 820   | 189 567   | 310 559   | 381 675   | 368 167   | 353 155   | 3 681 270  |
|   |    | 1981                                       | 284 922   | 348 610   | 418 911   | 419 477   | 373 571   | 399 943   | 342 002   | 290 171   | 407 669   | 389 465   | 441 675   | 272 357   | 4 388 773  |
| D 313963  |    | 1982                                       | 328 312   | 264 535   | 362 624   | 309 692   | 266 828   | 310 579   | 244 444   | 265 340   | 313 593   | 324 575   | 349 060   |           |            |
| Ontario   |    | 1978                                       | 1 026 869 | 1 079 146 | 1 332 514 | 1 281 393 | 1 319 017 | 1 449 819 | 861 334   | 878 003   | 1 303 494 | 1 448 082 | 1 470 345 | 1 216 634 | 14 666 650 |
|   |    | 1979                                       | 1 380 043 | 1 315 430 | 1 590 204 | 1 259 241 | 1 558 257 | 1 380 942 | 963 417   | 1 095 646 | 1 186 041 | 1 350 094 | 1 175 899 | 997 834   | 15 253 048 |
|   |    | 1980                                       | 1 086 207 | 1 115 080 | 1 361 801 | 1 206 027 | 1 124 408 | 1 055 010 | 754 255   | 777 617   | 1 409 822 | 1 490 352 | 1 391 962 | 1 201 263 | 13 973 804 |
|   |    | 1981                                       | 1 018 257 | 1 185 976 | 1 550 066 | 1 565 761 | 1 551 243 | 1 719 554 | 1 124 434 | 1 060 174 | 1 254 053 | 1 363 886 | 1 302 443 | 1 138 284 | 15 834 131 |
| D 313964  |    | 1982                                       | 1 130 903 | 1 367 579 | 1 814 534 | 1 774 273 | 1 797 790 | 2 025 869 | 1 197 157 | 1 503 177 | 1 661 017 | 1 173 056 | 1 205 013 |           |            |
| Saskatchewan  |    | 1978                                       | 1 999     | 1 933     | 2 176     | 2 242     | 2 476     | 2 097     | 2 060     | 2 129     | 2 200     | 1 961     | 2 151     | 1 338     | 24 762     |
|   |    | 1979                                       | 2 501     | 2 723     | 3 230     | 2 877     | 3 019     | 2 523     | 2 854     | 2 550     | 2 606     | 2 772     | 2 540     | 2 210     | 32 205     |
|   |    | 1980                                       | 3 260     | 3 760     | 3 458     | 4 927     | 3 209     | 3 508     | 3 055     | 2 748     | 3 553     | 3 235     | 3 263     | 2 749     | 40 725     |
|   |    | 1981                                       | 2 662     | 3 553     | 4 220     | 4 793     | 3 770     | 3 616     | 3 605     | 3 143     | 4 031     | 2 548     | 3 243     | 3 487     | 42 671     |
| D 313966  |    | 1982                                       | 3 123     | 3 133     | 2 984     | 3 467     | 2 985     | 2 608     | 2 004     | 2 380     | 3 097     | 2 272     | 2 200     |           |            |
| Alberta   |    | 1978                                       | 12 950    | 14 830    | 18 484    | 17 638    | 20 029    | 20 257    | 16 086    | 15 855    | 13 868    | 14 253    | 12 561    | 12 957    | 189 768    |
|   |    | 1979                                       | 9 956     | 11 995    | 16 290    | 17 343    | 17 084    | 15 891    | 14 351    | 13 588    | 14 899    | 16 202    | 11 396    | 9 796     | 168 791    |
|   |    | 1980                                       | 9 831     | 12 331    | 12 794    | 14 541    | 13 548    | 14 318    | 13 907    | 11 941    | 13 299    | 12 917    | 12 925    | 15 733    | 155 733    |
|   |    | 1981                                       | 11 938    | 12 858    | 15 415    | 16 025    | 15 261    | 15 840    | 14 343    | 12 597    | 13 582    | 12 966    | 11 073    | 10 682    | 162 580    |
| D 313967  |    | 1982                                       | 10 552    | 9 126     | 10 952    | 11 192    | 11 021    | 11 127    | 8 841     | 9 727     | 11 161    | 8 990     | 8 663     |           |            |
| British Columbia - Colombie-Britannique   |    | 1978                                       | 38 931    | 41 675    | 50 903    | 47 894    | 52 612    | 56 363    | 44 860    | 46 429    | 46 335    | 55 594    | 52 473    | 41 635    | 575 704    |
|   |    | 1979                                       | 57 856    | 66 087    | 64 062    | 64 547    | 71 609    | 67 271    | 59 762    | 60 431    | 61 014    | 69 361    | 65 400    | 53 090    | 760 490    |
|   |    | 1980                                       | 58 796    | 59 737    | 73 844    | 60 967    | 59 582    | 61 654    | 53 079    | 48 524    | 47 775    | 59 966    | 57 051    | 52 987    | 693 962    |
|   |    | 1981                                       | 58 493    | 59 876    | 77 212    | 66 566    | 72 447    | 78 561    | 74 696    | 53 102    | 66 567    | 56 242    | 54 856    | 49 668    | 768 286    |
| D 313968  |    | 1982                                       | 50 697    | 63 330    | 74 973    | 56 341    | 59 584    | 61 151    | 55 089    | 46 247    | 49 190    | 43 940    | 40 791    |           |            |
| Ontario   |    | 1978                                       | 1 282 164 | 1 337 184 | 1 630 568 | 1 571 559 | 1 625 306 | 1 779 866 | 1 124 143 | 1 093 497 | 1 652 408 | 1 799 377 | 1 825 187 | 1 552 788 | 18 274 047 |
|   |    | 1979                                       | 1 715 684 | 1 675 522 | 1 990 169 | 1 661 960 | 1 973 917 | 1 831 229 | 1 324 513 | 1 433 742 | 1 604 601 | 1 796 075 | 1 607 942 | 1 393 715 | 20 009 069 |
|   |    | 1980                                       | 1 479 938 | 1 544 094 | 1 833 586 | 1 668 885 | 1 602 616 | 1 526 896 | 1 170 493 | 1 080 938 | 1 850 447 | 2 015 241 | 1 899 011 | 1 711 448 | 19 383 593 |
|   |    | 1981                                       | 1 447 985 | 1 690 697 | 2 169 969 | 2 157 446 | 2 118 332 | 2 312 396 | 1 630 081 | 1 478 114 | 1 838 131 | 1 907 790 | 1 883 047 | 1 562 729 | 22 196 717 |
| D 313958  |    | 1982                                       | 1 577 522 | 1 775 296 | 2 359 892 | 2 220 396 | 2 212 334 | 2 481 274 | 1 566 251 | 1 897 008 | 2 110 076 | 1 613 440 | 1 667 930 |           |            |
| <b>ELECTRICAL PRODUCTS INDUSTRIES - FABRICATION DE PRODUITS ÉLECTRIQUES:</b>        |    |  |           |           |           |           |           |           |           |           |           |           |           |           |            |
| Nova Scotia - Nouvelle-Écosse   |    | 1978                                       | 4 929     | 2 825     | 3 765     | 3 840     | 4 092     | 6 080     | 2 563     | 3 327     | 4 343     | 4 428     | 4 152     | 3 570     | 47 914     |
|   |    | 1979                                       | 3 294     | 2 715     | 4 226     | 3 841     | 6 133     | 3 439     | 4 640     | 4 600     | 3 210     | 4 495     | 2 517     | 4 625     | 47 735     |
|   |    | 1980                                       | 4 525     | 3 858     | 3 411     | 5 063     | 5 120     | 5 444     | 7 557     | 2 980     | 2 789     | 5 118     | 4 297     | 2 255     | 52 417     |
|   |    | 1981                                       | 6 766     | 6 405     | 4 987     | 6 663     | 6 099     | 3 558     | 3 642     | 5 596     | 4 270     | 4 196     | 2 885     | 4 724     | 59 291     |
| D 314180  | 16 | 1982                                       | 3 966     | 3 541     | 4 332     | 3 769     | 3 058     | 3 507     | 3 454     | 3 995     | 3 866     | 4 586     | 4 083     |           |            |
| Québec  |    | 1978                                       | 96 698    | 104 082   | 124 864   | 105 928   | 118 567   | 132 267   | 87 024    | 108 994   | 145 460   | 135 359   | 144 195   | 140 568   | 1 444 006  |
|   |    | 1979                                       | 113 692   | 121 461   | 166 856   | 155 827   | 137 759   | 149 389   | 121 056   | 147 769   | 162 804   | 156 081   | 145 920   | 140 337   | 1 718 951  |
|   |    | 1980                                       | 142 978   | 168 700   | 194 143   | 155 111   | 161 218   | 168 884   | 145 557   | 148 158   | 176 428   | 174 090   | 166 092   | 178 430   | 1 979 789  |
|   |    | 1981                                       | 151 875   | 162 469   | 206 125   | 184 060   | 187 633   | 192 694   | 163 233   | 182 759   | 221 620   | 200 375   | 190 528   | 184 164   | 2 227 535  |
| D 314182  |    | 1982                                       | 152 113   | 170 369   | 228 077   | 169 468   | 166 398   | 192 033   | 141 701   | 153 565   | 210 257   | 185 894   | 185 278   |           |            |
| Ontario   |    | 1978                                       | 260 680   | 259 285   | 291 066   | 281 013   | 287 262   | 319 323   | 254 766   | 264 398   | 352 195   | 329 705   | 334 758   | 352 430   | 3 586 881  |
|   |    | 1979                                       | 301 748   | 321 003   | 389 778   | 339 233   | 365 485   | 400 594   | 320 998   | 328 322   | 434 074   | 430 227   | 406 500   | 379 482   | 4 417 444  |
|   |    | 1980                                       | 365 948   | 420 329   | 461 659   | 430 589   | 398 451   | 460 675   | 401 441   | 388 118   | 463 058   | 461 346   | 456 834   | 468 387   | 5 176 835  |
|   |    | 1981                                       | 389 820   | 456 673   | 513 061   | 486 587   | 468 511   | 552 713   | 471 144   | 437 638   | 564 164   | 589 743   | 527 704   | 499 425   | 5 957 183  |
| D 314183  |    | 1982                                       | 418 824   | 459 126   | 518 787   | 470 279   | 457 386   | 525 155   | 405 746   | 414 217   | 511 908   | 506 415   | 473 404   |           |            |
| Manitoba  |    | 1978                                       | 8 355     | 8 449     | 8 893     | 8 782     | 8 226     | 9 391     | 6 636     | 8 426     | 9 521     | 8 059     | 9 323     | 8 068     | 102 129    |
|   |    | 1979                                       | 12 705    | 11 507    | 11 919    | 10 941    | 11 058    | 13 302    | 10 989    | 10 329    | 13 401    | 13 751    | 12 480    | 11 524    | 143 906    |
|   |    | 1980                                       | 12 984    | 13 653    | 11 651    | 12 945    | 13 145    | 15 314    | 12 852    | 11 909    | 15 478    | 14 903    | 13 495    | 15 994    | 164 323    |
|   |    | 1981                                       | 14 427    | 13 717    | 15 791    | 15 037    | 12 820    | 17 696    | 14 539    | 13 893    | 18 388    | 14 831    | 16 127    | 14 578    | 181 844    |
| D 314184  |    | 1982                                       | 12 415    | 15 322    | 16 214    | 15 075    | 16 280    | 16 325    | 15 365    | 12 863    | 14 630    | 18 157    | 17 928    |           |            |
| Saskatchewan  |    | 1978                                       | 1 708     | 1 833     | 1 784     | 2 295     | 2 481     | 3 151     | 2 131     | 2 326     | 2 095     | 3 009     | 2 479     | 2 341     | 27 633     |
|   |    | 1979                                       | 2 587     | 2 724     | 2 982     | 2 809     | 2 917     | 4 011     | 2 793     | 2 867     | 3 611     | 2 405     | 2 452     | 34 669    |            |
|   |    | 1980                                       | 2 845     | 3 696     | 4 260     | 2 530     | 4 536     | 5 556     | 5 571     | 3 743     | 4 635     | 5 033     | 4 912     | 3 630     | 50 947     |
|   |    | 1981                                       | 3 418     | 3 328     | 5 186     | 4 723     | 6 182     | 5 668     | 4 308     | 3 855     | 4 741     | 5 074     | 5 346     | 5 587     | 57 416     |
| D 314185  |    | 1982                                       | 3 265     | 4 700     | 5 783     | 5 372     | 6 221     | 9 364     | 4 430     | 4 039     | 6 488     | 4 130     | 4 662     |           |            |
| Alberta   |    | 1978                                       | 5 244     | 5 184     | 6 551     | 5 544     | 6 145     | 6 517     | 5 365     | 6 022     | 6 568     | 7 253     | 7 430     | 7 360     | 75 183     |
|   |    | 1979                                       | 4 869     | 5 720     | 6 456     | 5 805     | 7 226     | 7 742     | 5 659     | 7 809     | 8 625     | 9 808     | 7 703     | 9 105     | 86 527     |
|   |    | 1980                                       | 7 696     | 10 903    | 9 359     | 9 091     | 9 047     | 9 352     | 7 529     | 9 469     | 9 609     | 10 094    | 9 972     | 8 999     | 111 120    |
|   |    | 198  |           |           |           |           |           |           |           |           |           |           |           |           |            |

TABLE 5. Estimated Value of Shipments, by Industry Group and Province

TABLEAU 5. Valeur estimative des livraisons, par groupe d'industries et province

|   |      | Months - Mois                              |         |         |         |         |         |         |         |         |         |         |         | Total     |
|---|------|--|---------|---------|---------|---------|---------|---------|---------|---------|---------|---------|---------|-----------|
|   |      | Jan.                                       | Feb.    | March   | April   | May     | June    | July    | Aug.    | Sept.   | Oct.    | Nov.    | Déc.    |           |
|   |      | Janv.                                      | Fev.    | Mars    | Avril   | Mai     | Jun     | Juill.  | Août    |         |         |         |         |           |
|   |      | thousands of dollars - milliers de dollars |         |         |         |         |         |         |         |         |         |         |         |           |
| British Columbia - Colombie-Britannique   | 1978 | 7,480                                      | 7,678   | 9,633   | 8,272   | 8,112   | 11,769  | 7,636   | 8,207   | 11,009  | 9,463   | 10,835  | 12,044  | 112,138   |
|   | 1979 | 12,705                                     | 14,818  | 15,981  | 12,175  | 13,871  | 14,828  | 12,292  | 11,286  | 16,182  | 14,058  | 13,214  | 12,942  | 164,352   |
|   | 1980 | 13,052                                     | 15,302  | 15,740  | 12,655  | 15,590  | 16,102  | 15,553  | 16,115  | 17,984  | 17,713  | 17,700  | 17,574  | 191,080   |
|   | 1981 | 15,639                                     | 18,838  | 23,159  | 18,750  | 16,993  | 16,320  | 12,294  | 13,826  | 19,846  | 21,405  | 20,967  | 20,625  | 218,662   |
|   | 1982 | 17,705                                     | 19,644  | 20,891  | 20,106  | 21,718  | 23,616  | 17,641  | 16,067  | 21,270  | 18,159  | 18,329  |         |           |
| D 314187  | 1978 | 387,785                                    | 391,865 | 449,559 | 418,650 | 438,005 | 492,313 | 368,940 | 404,729 | 535,344 | 500,634 | 517,464 | 530,001 | 5,435,289 |
|   | 1979 | 454,903                                    | 483,242 | 601,796 | 534,448 | 548,723 | 597,670 | 481,867 | 516,820 | 646,073 | 635,327 | 595,093 | 564,608 | 6,660,570 |
|   | 1980 | 552,610                                    | 639,382 | 703,445 | 631,370 | 610,267 | 684,778 | 598,797 | 583,359 | 693,622 | 692,033 | 676,899 | 698,773 | 7,765,335 |
|   | 1981 | 592,176                                    | 672,829 | 781,488 | 727,730 | 708,339 | 800,799 | 679,855 | 668,129 | 848,552 | 849,879 | 776,703 | 741,748 | 8,848,227 |
|   | 1982 | 617,986                                    | 683,946 | 807,441 | 696,783 | 684,169 | 783,175 | 597,700 | 614,407 | 781,849 | 749,822 | 715,495 |         |           |
| <b>NON-METALLIC MINERAL PRODUCTS INDUSTRIES - FABRICATION DE PRODUITS MINÉRAUX NON MÉTALLIQUES:</b> |      |  |         |         |         |         |         |         |         |         |         |         |         |           |
| Newfoundland - Terre-Neuve  | 1978 | 979  | 1,054   | 1,049   | 1,353   | 2,260   | 3,287   | 3,027   | 3,047   | 2,994   | 3,582   | 2,615   | 1,619   | 26,866    |
|   | 1979 | 1,669                                      | 1,145   | 1,605   | 1,684   | 2,545   | 2,776   | 2,800   | 3,773   | 3,145   | 3,256   | 2,571   | 1,500   | 28,469    |
|   | 1980 | 1,064                                      | 1,228   | 1,015   | 1,834   | 2,770   | 2,703   | 3,163   | 2,941   | 3,292   | 3,742   | 2,839   | 1,943   | 28,534    |
|   | 1981 | 1,285                                      | 1,252   | 1,868   | 2,710   | 3,030   | 3,543   | 3,692   | 3,540   | 3,551   | 2,805   | 2,192   | 1,666   | 31,134    |
|   | 1982 | 771  | 715     | 831     | 1,665   | 2,159   | 2,780   | 3,161   | 2,716   | 2,851   | 3,047   |         |         |           |
| D 314447  | 1978 | 1,841                                      | 1,498   | 1,697   | 2,547   | 4,414   | 4,853   | 4,611   | 5,359   | 4,621   | 4,748   | 4,242   | 2,645   | 43,076    |
|   | 1979 | 2,567                                      | 2,379   | 3,102   | 3,561   | 5,675   | 6,104   | 6,034   | 6,364   | 5,289   | 5,918   | 4,586   | 2,534   | 54,113    |
|   | 1980 | 1,876                                      | 2,623   | 2,314   | 3,007   | 5,553   | 6,614   | 6,103   | 6,605   | 6,497   | 6,872   | 4,276   | 2,919   | 54,909    |
|   | 1981 | 1,743                                      | 2,357   | 2,749   | 4,869   | 5,846   | 8,193   | 8,029   | 6,858   | 6,740   | 6,690   | 4,681   | 3,289   | 62,344    |
|   | 1982 | 1,714                                      | 1,883   | 2,423   | 3,946   | 5,732   | 6,244   | 6,215   | 6,722   | 6,520   | 6,400   | 4,838   |         |           |
| Nova Scotia - Nouvelle-Écosse   | 1978 | 4,692                                      | 4,377   | 5,071   | 5,418   | 7,535   | 8,369   | 8,110   | 8,167   | 7,664   | 7,380   | 6,727   | 5,924   | 79,434    |
|   | 1979 | 5,766                                      | 5,508   | 6,301   | 7,271   | 8,813   | 9,273   | 9,676   | 9,210   | 8,879   | 9,688   | 9,443   | 6,677   | 96,105    |
|   | 1980 | 5,936                                      | 6,155   | 5,827   | 6,061   | 8,555   | 9,673   | 9,549   | 9,691   | 8,837   | 8,374   | 7,443   | 7,036   | 93,087    |
|   | 1981 | 4,901                                      | 5,512   | 5,115   | 6,521   | 9,192   | 9,983   | 9,917   | 9,672   | 9,165   | 8,570   | 7,318   | 6,252   | 92,116    |
|   | 1982 | 5,008                                      | 5,092   | 6,656   | 6,761   | 8,017   | 9,820   | 10,514  | 10,878  | 10,874  | 10,100  | 9,164   |         |           |
| D 314450  | 1978 | 43,082                                     | 46,345  | 55,205  | 60,384  | 81,982  | 81,336  | 71,553  | 88,988  | 86,457  | 85,610  | 79,664  | 54,015  | 834,611   |
|   | 1979 | 44,979                                     | 52,975  | 58,017  | 65,532  | 84,093  | 93,059  | 76,406  | 97,914  | 91,266  | 96,751  | 87,138  | 61,687  | 909,817   |
|   | 1980 | 54,834                                     | 55,455  | 57,797  | 65,235  | 86,755  | 88,737  | 74,056  | 86,518  | 96,221  | 105,031 | 80,073  | 62,043  | 912,225   |
|   | 1981 | 45,082                                     | 58,298  | 75,860  | 87,172  | 102,092 | 101,527 | 87,320  | 97,630  | 93,232  | 101,778 | 83,247  | 66,714  | 994,958   |
|   | 1982 | 46,890                                     | 49,603  | 60,556  | 68,680  | 83,605  | 88,156  | 73,756  | 83,943  | 88,908  | 88,844  | 81,799  |         |           |
| Quebec  | 1978 | 91,605                                     | 98,328  | 115,107 | 122,779 | 149,251 | 167,179 | 146,494 | 153,567 | 161,580 | 168,120 | 154,905 | 117,962 | 1,646,877 |
|   | 1979 | 116,442                                    | 109,134 | 133,476 | 134,676 | 179,413 | 193,278 | 176,585 | 177,198 | 168,244 | 177,723 | 170,610 | 125,987 | 1,862,766 |
|   | 1980 | 126,679                                    | 128,325 | 130,364 | 143,018 | 170,659 | 167,402 | 162,568 | 167,533 | 192,588 | 201,295 | 173,200 | 143,589 | 1,907,220 |
|   | 1981 | 126,974                                    | 133,077 | 162,156 | 187,162 | 193,059 | 225,252 | 199,332 | 187,556 | 193,776 | 200,026 | 183,507 | 148,237 | 2,140,114 |
|   | 1982 | 119,073                                    | 129,350 | 147,469 | 158,154 | 179,410 | 201,429 | 160,921 | 193,214 | 184,383 | 178,815 | 178,111 |         |           |
| D 314452  | 1978 | 5,083                                      | 6,787   | 7,966   | 8,718   | 10,659  | 15,123  | 15,476  | 17,265  | 14,973  | 17,232  | 10,575  | 6,918   | 136,775   |
|   | 1979 | 4,797                                      | 4,985   | 6,199   | 7,339   | 10,119  | 12,225  | 18,266  | 22,486  | 16,328  | 17,668  | 9,249   | 6,511   | 136,172   |
|   | 1980 | 6,130                                      | 6,195   | 5,898   | 7,996   | 13,105  | 15,307  | 15,701  | 11,191  | 13,210  | 13,663  | 8,855   | 5,367   | 122,618   |
|   | 1981 | 3,689                                      | 4,734   | 6,132   | 9,154   | 12,722  | 14,971  | 16,236  | 14,344  | 15,413  | 15,205  | 9,757   | 7,633   | 129,990   |
|   | 1982 | 3,940                                      | 5,843   | 5,793   | 6,406   | 9,226   | 12,194  | 11,490  | 14,037  | 12,682  | 11,317  | 7,526   |         |           |
| D 314453  | 1978 | 3,377                                      | 4,152   | 4,905   | 6,367   | 11,116  | 10,025  | 9,697   | 9,820   | 9,158   | 11,391  | 7,252   | 3,847   | 91,107    |
|   | 1979 | 5,028                                      | 4,799   | 5,879   | 5,614   | 9,413   | 12,061  | 13,293  | 14,009  | 17,372  | 13,535  | 9,435   | 5,810   | 111,248   |
|   | 1980 | 5,025                                      | 5,739   | 5,988   | 7,164   | 11,297  | 12,098  | 13,246  | 11,531  | 12,210  | 12,920  | 9,771   | 6,664   | 113,653   |
|   | 1981 | 5,584                                      | 5,465   | 7,294   | 9,697   | 13,551  | 15,670  | 14,046  | 13,549  | 14,741  | 13,999  | 11,235  | 8,081   | 132,912   |
|   | 1982 | 5,055                                      | 6,176   | 6,952   | 7,959   | 10,332  | 12,550  | 11,059  | 12,566  | 12,655  | 12,804  | 10,131  |         |           |
| Saskatchewan  | 1978 | 22,699                                     | 24,914  | 29,360  | 31,191  | 41,397  | 50,681  | 46,212  | 45,353  | 43,280  | 53,379  | 40,974  | 30,744  | 460,184   |
|   | 1979 | 29,225                                     | 26,961  | 33,765  | 31,506  | 43,636  | 55,061  | 55,709  | 61,667  | 61,701  | 61,817  | 53,190  | 35,275  | 549,513   |
|   | 1980 | 30,815                                     | 36,730  | 38,330  | 42,138  | 49,793  | 47,313  | 56,423  | 57,026  | 58,886  | 69,124  | 57,886  | 37,398  | 581,862   |
|   | 1981 | 39,299                                     | 42,537  | 46,066  | 50,134  | 58,482  | 74,670  | 67,924  | 70,054  | 73,450  | 73,294  | 64,425  | 49,998  | 710,233   |
|   | 1982 | 28,925                                     | 40,160  | 42,836  | 41,529  | 50,597  | 60,520  | 55,787  | 68,714  | 68,355  | 63,731  | 55,396  |         |           |
| D 314455  | 1978 | 15,576                                     | 18,448  | 21,804  | 27,054  | 29,056  | 27,908  | 25,516  | 27,523  | 25,552  | 24,360  | 21,683  | 17,398  | 281,878   |
|   | 1979 | 16,990                                     | 19,842  | 24,804  | 26,053  | 31,910  | 30,340  | 29,248  | 36,301  | 32,740  | 36,372  | 31,136  | 24,562  | 340,298   |
|   | 1980 | 22,940                                     | 26,018  | 30,887  | 33,751  | 32,390  | 35,350  | 44,998  | 37,319  | 41,047  | 41,430  | 34,831  | 26,703  | 407,664   |
|   | 1981 | 21,783                                     | 25,112  | 27,388  | 30,724  | 33,707  | 41,112  | 41,029  | 42,481  | 46,225  | 43,328  | 38,792  | 32,191  | 423,872   |
|   | 1982 | 21,560                                     | 27,808  | 34,482  | 33,618  | 34,468  | 35,998  | 29,098  | 27,996  | 30,526  | 31,980  | 30,359  |         |           |
| D 314456  | 1978 | 189,072                                    | 206,029 | 242,294 | 265,960 | 337,834 | 368,952 | 330,868 | 359,263 | 356,458 | 375,955 | 328,784 | 241,190 | 3,602,659 |
|   | 1979 | 227,651                                    | 227,918 | 273,377 | 283,452 | 375,838 | 414,487 | 388,303 | 429,196 | 400,245 | 422,985 | 372,217 | 270,774 | 4,091,444 |
|   | 1980 | 255,525                                    | 268,390 | 278,641 | 310,428 | 381,136 | 385,471 | 386,093 | 390,641 | 433,068 | 462,704 | 379,310 | 293,807 | 4,225,214 |
|   | 1981 | 250,411                                    | 278,743 | 334,737 | 388,261 | 431,814 | 495,151 | 442,695 | 445,883 | 456,526 | 465,918 | 405,379 | 324,085 | 4,719,605 |
|   | 1982 | 233,016                                    | 266,718 | 308,097 | 328,831 | 383,713 | 429,888 | 362,261 | 421,044 | 417,958 | 407,266 | 380,416 |         |           |
| <b>PETROLEUM AND COAL PRODUCTS INDUSTRIES - FABRICATION DE PRODUITS DU PÉTROLE ET DU CHARBON:</b>   |      |  |         |         |         |         |         |         |         |         |         |         |         |           |
| Nova Scotia - Nouvelle-Écosse   | 1978 | 69,968                                     | 70,127  | 65,653  | 68,455  | 61,165  | 62,984  | 59,646  | 74,107  | 48,620  | 61,294  | 62,161  | 64,156  | 768,338   |
|   | 1979 | 71,200                                     | 67,130  | 68,054  | 75,871  | 60,194  | 60,705  | 77,571  | 72,817  | 60,814  | 79,275  | 78,923  | 82,796  | 855,300   |
|   | 1980 | 100,103                                    | 69,669  | 82,784  | 55,237  | 63,250  | 57,768  | 64,905  | 53,973  | 51,968  | 64,792  | 70,912  | 87,004  | 827,706   |
|   | 1981 | 72,884                                     | 67,555  | 66,738  | 59,749  | 54,963  | 45,335  | 87,082  | 76,908  | 86,214  | 101,543 | 87,080  | 84,143  | 890,761   |
|   | 1982 | 93,821                                     | 76,516  | 75,878  | 63,079  | 84,926  | 67,136  | 69,563  | 89,173  | 83,913  | 92,056  | 93,271  |         |           |
| D 314664  | 1978 | 69,968                                     | 70,127  | 65,653  | 68,455  | 61,165  | 62,984  | 59,646  | 74,107  | 48,620  | 61,294  | 62,161  | 64,156  | 768,338   |
|   | 1979 | 71,200                                     | 67,130  | 68,054  | 75,871  | 60,194  | 60,705  | 77,571  | 72,817  | 60,814  | 79,275  | 78,923  | 82,796  | 855,300   |
|   | 1980 | 100,103                                    | 69,669  | 82,784  | 55,237  | 63,250  | 57,768  | 64,905  | 53,973  | 51,968  | 64,792  | 70,912  | 87,004  | 827,706   |
|   | 1981 | 72,884                                     | 67,55   |         |         |         |         |         |         |         |         |         |         |           |

TABLE 5. Estimated Value of Shipments, by Industry Group and Province

TABLÉAU 5. Valeur estimative des livraisons, par groupe d'industries et province

|   |      | Month - Mois                               |           |           |           |           |           |           |           |           |           |           |           | Total      |
|---|------|--|-----------|-----------|-----------|-----------|-----------|-----------|-----------|-----------|-----------|-----------|-----------|------------|
|   |      | Jan  | Feb       | March     | April     | May       | June      | July      | Aug       | Sept      | Oct       | Nov       | Dec       |            |
|   |      | Janv.                                      | Fév.      | Mars      | Avril     | Mai       | Jun       | Juill.    | Août      |           |           |           |           |            |
|   |      | thousands of dollars - milliers de dollars |           |           |           |           |           |           |           |           |           |           |           |            |
| Québec  | 1978 | 249,186                                    | 225,158   | 230,907   | 192,114   | 214,673   | 213,222   | 209,789   | 227,655   | 236,492   | 264,398   | 303,849   | 370,341   | 2,937,784  |
|   | 1979 | 306,644                                    | 274,875   | 243,756   | 224,148   | 237,569   | 285,177   | 276,607   | 268,396   | 264,656   | 299,241   | 312,943   | 316,477   | 3,310,489  |
|   | 1980 | 266,762                                    | 324,138   | 316,916   | 268,317   | 286,515   | 285,045   | 281,671   | 290,087   | 315,907   | 349,085   | 348,546   | 453,426   | 3,786,415  |
| D 314566  | 1981 | 429,349                                    | 344,936   | 359,965   | 389,303   | 387,867   | 427,567   | 432,536   | 480,075   | 459,881   | 514,078   | 464,647   | 538,485   | 5,228,689  |
|   | 1982 | 490,558                                    | 466,645   | 466,492   | 381,816   | 429,289   | 418,531   | 457,352   | 451,322   | 436,492   | 503,042   | 545,122   |           |            |
| Ontario   | 1978 | 253,161                                    | 248,969   | 263,097   | 251,678   | 300,300   | 288,959   | 273,391   | 290,923   | 283,138   | 294,128   | 311,819   | 318,449   | 3,378,012  |
|   | 1979 | 310,796                                    | 299,502   | 303,223   | 315,497   | 364,425   | 308,332   | 325,567   | 344,911   | 340,281   | 361,186   | 382,344   | 410,561   | 4,066,625  |
|   | 1980 | 340,099                                    | 329,171   | 372,276   | 389,047   | 415,066   | 417,300   | 428,099   | 398,751   | 372,058   | 430,392   | 459,174   | 531,612   | 4,883,035  |
| D 314667  | 1981 | 482,700                                    | 443,040   | 485,649   | 560,584   | 517,754   | 542,982   | 637,988   | 571,149   | 605,382   | 628,968   | 596,707   | 672,174   | 6,745,087  |
|   | 1982 | 512,935                                    | 534,011   | 560,690   | 460,103   | 569,854   | 644,370   | 588,993   | 590,704   | 590,097   | 623,010   | 654,603   |           |            |
| Alberta   | 1978 | 99,084                                     | 99,457    | 99,282    | 93,407    | 115,382   | 125,581   | 118,873   | 142,130   | 130,696   | 138,095   | 125,682   | 120,145   | 1,407,814  |
|   | 1979 | 121,818                                    | 112,884   | 130,404   | 122,437   | 117,613   | 153,928   | 154,756   | 172,792   | 154,691   | 163,137   | 151,924   | 144,225   | 1,700,609  |
|   | 1980 | 146,501                                    | 144,295   | 152,815   | 138,764   | 169,778   | 169,840   | 183,314   | 188,381   | 180,321   | 215,204   | 184,377   | 195,906   | 2,069,496  |
| D 314670  | 1981 | 183,475                                    | 178,607   | 192,209   | 191,436   | 212,770   | 251,380   | 265,962   | 267,044   | 293,684   | 275,127   | 273,757   | 255,819   | 2,841,270  |
|   | 1982 | 244,827                                    | 238,392   | 288,539   | 226,409   | 266,581   | 290,006   | 284,226   | 326,490   | 282,870   | 269,806   | 253,794   |           |            |
| British Columbia - Colombie-Britannique                         | 1978 | 67,113                                     | 64,891    | 68,173    | 61,742    | 70,580    | 73,757    | 72,396    | 80,768    | 73,627    | 79,718    | 83,133    | 81,948    | 877,846    |
|   | 1979 | 91,467                                     | 78,511    | 90,210    | 76,671    | 83,516    | 86,689    | 92,656    | 90,910    | 87,065    | 98,579    | 95,149    | 97,948    | 1,069,371  |
|   | 1980 | 99,575                                     | 92,385    | 101,019   | 93,422    | 98,539    | 108,116   | 113,483   | 105,239   | 111,109   | 131,102   | 121,622   | 136,118   | 1,311,729  |
| D 314671  | 1981 | 126,358                                    | 127,205   | 144,220   | 144,405   | 135,930   | 156,140   | 163,985   | 167,444   | 174,059   | 177,412   | 170,365   | 192,732   | 1,880,255  |
|   | 1982 | 171,521                                    | 171,405   | 180,177   | 156,947   | 173,414   | 183,150   | 158,372   | 189,969   | 185,444   | 179,984   | 192,030   |           |            |
| Canada  | 1978 | 803,028                                    | 769,775   | 785,448   | 728,549   | 866,246   | 849,315   | 834,983   | 921,164   | 876,927   | 936,413   | 1,001,033 | 1,076,545 | 10,449,426 |
|   | 1979 | 1,029,205                                  | 929,072   | 944,214   | 920,909   | 975,552   | 1,000,141 | 1,039,599 | 1,063,858 | 1,030,516 | 1,128,572 | 1,136,888 | 1,172,263 | 12,370,789 |
|   | 1980 | 1,067,211                                  | 1,106,652 | 1,160,016 | 1,040,025 | 1,139,737 | 1,173,278 | 1,237,801 | 1,164,041 | 1,164,256 | 1,344,357 | 1,361,931 | 1,567,761 | 14,527,016 |
| O 314661  | 1981 | 1,495,250                                  | 1,321,682 | 1,383,156 | 1,480,802 | 1,474,079 | 1,602,189 | 1,763,659 | 1,717,604 | 1,790,282 | 1,876,724 | 1,798,938 | 1,896,345 | 19,600,710 |
|   | 1982 | 1,669,008                                  | 1,618,372 | 1,711,931 | 1,399,324 | 1,654,989 | 1,748,639 | 1,734,670 | 1,812,317 | 1,739,964 | 1,810,774 | 1,860,294 |           |            |
| CHEMICAL AND CHEMICAL PRODUCTS INDUSTRIES - INDUSTRIE CHIMIQUE: |      |  |           |           |           |           |           |           |           |           |           |           |           |            |
| Newfoundland - Terre-Neuve                                      | 1978 | 4,124                                      | 1,421     | 11,096    | 1,833     | 11,277    | 1,398     | 6,991     | 7,066     | 3,805     | 2,707     | 3,477     | 2,067     | 57,262     |
|   | 1979 | 3,481                                      | 6,449     | 3,922     | 4,277     | 4,277     | 4,436     | 5,782     | 4,218     | 6,355     | 6,388     | 3,964     | 4,912     | 58,461     |
|   | 1980 | 4,923                                      | 5,210     | 8,885     | 13,672    | 5,959     | 5,440     | 5,465     | 10,155    | 6,006     | 10,529    | 5,772     | 3,560     | 85,576     |
| D 314337  | 1981 | 5,205                                      | 1,276     | 10,815    | 10,814    | 2,330     | 6,824     | 6,704     | 15,387    | 16,619    | 6,212     | 11,660    | 1,043     | 79,889     |
|   | 1982 | 10,344                                     | 1,460     | 15,282    | 6,617     | 15,992    | 6,850     | 11,067    | 1,515     | 11,430    | 6,460     | 6,220     |           |            |
| New Brunswick - Nouveau-Brunswick                               | 1978 | 3,311                                      | 3,314     | 4,207     | 4,618     | 5,899     | 4,998     | 2,961     | 2,995     | 4,800     | 4,751     | 5,571     | 4,847     | 52,272     |
|   | 1979 | 5,234                                      | 5,002     | 5,571     | 11,780    | 8,574     | 3,728     | 3,034     | 2,664     | 2,197     | 6,209     | 6,818     | 6,160     | 67,421     |
|   | 1980 | 6,018                                      | 6,433     | 4,966     | 6,061     | 7,519     | 5,758     | 8,863     | 6,434     | 5,081     | 4,191     | 4,360     | 12,160    | 77,844     |
| D 314840  | 1981 | 5,529                                      | 6,130     | 4,779     | 6,730     | 9,699     | 6,545     | 3,300     | 2,612     | 3,351     | 4,670     | 5,003     | 7,069     | 65,417     |
|   | 1982 | 5,857                                      | 5,908     | 6,123     | 7,308     | 11,016    | 3,667     | 2,573     | 3,214     | 5,896     | 6,139     | 5,416     |           |            |
| Québec  | 1978 | 134,832                                    | 142,915   | 163,081   | 147,563   | 162,858   | 173,462   | 145,373   | 161,536   | 176,309   | 172,880   | 180,169   | 159,274   | 1,920,252  |
|   | 1979 | 163,972                                    | 169,170   | 195,742   | 182,230   | 197,443   | 203,275   | 187,184   | 195,364   | 206,740   | 207,090   | 207,186   | 186,941   | 2,302,337  |
|   | 1980 | 197,034                                    | 212,486   | 242,302   | 223,958   | 229,374   | 218,593   | 202,075   | 202,974   | 242,337   | 216,504   | 210,434   | 225,621   | 2,623,692  |
| D 314841  | 1981 | 200,580                                    | 205,765   | 245,057   | 230,950   | 251,712   | 249,806   | 222,922   | 230,662   | 254,340   | 242,078   | 228,906   | 201,276   | 2,764,054  |
|   | 1982 | 205,950                                    | 219,329   | 247,430   | 232,832   | 252,184   | 264,963   | 197,869   | 230,420   | 250,612   | 229,173   | 252,091   |           |            |
| Ontario   | 1978 | 302,537                                    | 318,697   | 359,790   | 378,367   | 412,894   | 403,503   | 329,031   | 366,494   | 381,683   | 394,798   | 375,461   | 354,333   | 4,377,088  |
|   | 1979 | 448,778                                    | 401,628   | 480,931   | 468,938   | 515,419   | 520,405   | 439,334   | 475,154   | 482,661   | 517,092   | 502,038   | 459,622   | 5,711,800  |
|   | 1980 | 530,054                                    | 537,012   | 556,378   | 565,085   | 590,177   | 548,948   | 491,140   | 488,499   | 571,994   | 591,848   | 548,798   | 565,354   | 6,585,287  |
| D 314842  | 1981 | 550,673                                    | 574,002   | 680,033   | 678,725   | 687,453   | 731,146   | 635,997   | 594,303   | 692,125   | 649,686   | 611,731   | 592,423   | 7,678,297  |
|   | 1982 | 566,497                                    | 588,543   | 681,774   | 646,460   | 694,678   | 726,141   | 563,359   | 609,531   | 643,339   | 610,304   | 606,810   |           |            |
| Manitoba  | 1978 | 5,507                                      | 5,683     | 9,171     | 10,286    | 15,133    | 8,099     | 5,283     | 7,369     | 6,668     | 8,682     | 6,732     | 5,656     | 94,269     |
|   | 1979 | 6,408                                      | 7,667     | 9,071     | 8,447     | 13,715    | 11,425    | 5,491     | 7,378     | 6,785     | 8,247     | 6,842     | 6,533     | 98,009     |
|   | 1980 | 6,520                                      | 6,530     | 8,272     | 12,363    | 13,384    | 6,027     | 5,344     | 5,891     | 7,894     | 8,062     | 7,049     | 7,677     | 95,013     |
| D 314843  | 1981 | 6,684                                      | 6,279     | 9,423     | 12,826    | 18,903    | 10,121    | 6,840     | 7,224     | 10,470    | 8,727     | 9,052     | 5,900     | 112,449    |
|   | 1982 | 8,322                                      | 8,773     | 8,853     | 13,988    | 21,899    | 10,064    | 6,429     | 9,295     | 10,471    | 11,332    | 7,605     |           |            |
| Saskatchewan  | 1978 | 1,370                                      | 1,482     | 2,392     | 2,834     | 4,480     | 3,133     | 1,513     | 1,841     | 1,577     | 1,431     | 1,651     | 1,791     | 25,495     |
|   | 1979 | 1,748                                      | 1,583     | 2,074     | 2,416     | 3,930     | 4,035     | 1,975     | 1,907     | 1,945     | 1,858     | 1,973     | 1,821     | 27,266     |
|   | 1980 | 1,878                                      | 2,129     | 3,789     | 4,694     | 5,713     | 3,498     | 2,554     | 2,487     | 2,559     | 2,624     | 2,755     | 2,505     | 37,195     |
| D 314844  | 1981 | 2,774                                      | 2,555     | 4,648     | 6,235     | 5,475     | 5,009     | 3,050     | 2,203     | 3,129     | 3,487     | 3,974     | 4,311     | 46,850     |
|   | 1982 | 3,374                                      | 2,857     | 5,437     | 6,086     | 5,965     | 4,819     | 2,370     | 2,680     | 2,319     | 3,174     | 2,534     |           |            |
| Alberta   | 1978 | 40,381                                     | 44,149    | 55,541    | 55,625    | 75,169    | 49,573    | 39,143    | 46,051    | 45,219    | 53,889    | 51,704    | 52,959    | 609,403    |
|   | 1979 | 55,170                                     | 48,545    | 64,255    | 58,955    | 79,197    | 61,850    | 49,797    | 56,782    | 55,728    | 69,469    | 76,335    | 79,114    | 755,197    |
|   | 1980 | 80,101                                     | 86,722    | 92,040    | 104,745   | 105,555   | 82,332    | 74,006    | 77,498    | 104,384   | 98,443    | 98,622    | 111,256   | 1,112,564  |
| D 314845  | 1981 | 104,748                                    | 113,049   | 107,114   | 141,981   | 129,354   | 100,960   | 104,389   | 109,540   | 110,964   | 130,524   | 112,712   | 117,883   | 1,383,218  |
|   | 1982 | 96,064                                     | 96,958    | 100,765   | 107,513   | 128,004   | 116,598   | 96,924    | 98,167    | 101,566   | 111,190   | 103,184   |           |            |
| British Columbia - Colombie-Britannique                         | 1978 | 20,744                                     | 27,983    | 29,953    | 30,016    | 34,429    | 29,267    | 23,225    | 24,409    | 24,784    | 24,915    | 24,476    | 24,893    | 319,094    |
|   | 1979 | 24,126                                     | 26,981    | 33,645    | 33,690    | 34,881    | 30,749    | 27,586    | 31,847    | 29,197    | 30,373    | 30,689    | 29,823    | 363,582    |
|   | 1980 | 30,550                                     | 34,950    | 36,274    | 39,695    | 39,427    | 36,289    | 35,641    | 33,587    | 37,845    | 37,371    | 34,922    | 39,889    | 436,390    |
| D 314846  | 1981 | 37,634                                     | 36,996    | 43,596    | 47,218    | 43,594    | 42,592    | 33,704    | 29,601    | 40,641    | 37,728    | 37,215    | 44,929    | 475,448    |
|   | 1982 | 32,044                                     | 34,950    | 39,994    |           |           |           |           |           |           |           |           |           |            |



TABLE 5. Estimated Value of Shipments, by Industry Group and Province

TABLEAU 5. Valeur estimative des livraisons, par groupe d'industries et province

|  |      | Month - Mois                               |         |         |         |         |         |         |         |         |         |         |         | Total     |
|--|------|--|---------|---------|---------|---------|---------|---------|---------|---------|---------|---------|---------|-----------|
|  |      | Jan.                                       | Feb.    | March   | April   | May     | June    | July    | Aug.    | Sept.   | Oct.    | Nov.    | Dec.    |           |
|  |      | Janv.                                      | Fév.    | Mars    | Avril   | Mai     | Jun     | Juill.  | Août    | Sept.   | Oct.    | Nov.    | Dec.    |           |
|  |      | thousands of dollars - milliers de dollars |         |         |         |         |         |         |         |         |         |         |         |           |
| <b>MISCELLANEOUS MANUFACTURING INDUSTRIES -<br/>INDUSTRIES MANUFACTURIERES DIVERSES:</b> |      |  |         |         |         |         |         |         |         |         |         |         |         |           |
| Nova Scotia - Nouvelle-Écosse  | 1978 | 674  | 715     | 873     | 742     | 861     | 933     | 692     | 795     | 814     | 817     | 884     | 714     | 9,514     |
|  | 1979 | 793  | 836     | 926     | 883     | 1,054   | 984     | 959     | 1,054   | 972     | 1,093   | 1,042   | 815     | 11,411    |
|  | 1980 | 847  | 1,027   | 975     | 979     | 1,090   | 1,143   | 999     | 1,019   | 1,025   | 1,147   | 894     | 906     | 12,051    |
|  | 1981 | 873  | 1,093   | 1,163   | 1,125   | 1,162   | 1,279   | 1,117   | 1,077   | 1,170   | 1,276   | 1,280   | 1,243   | 13,858    |
| D 315151   | 20   | 1,001                                      | 1,165   | 1,361   | 1,207   | 1,313   | 1,409   | 1,103   | 1,256   | 1,344   | 1,173   | 1,271   |         |           |
| Québec   | 1978 | 42,323                                     | 49,957  | 55,492  | 51,127  | 52,072  | 54,542  | 45,323  | 58,535  | 64,572  | 66,036  | 61,841  | 48,757  | 650,577   |
|  | 1979 | 50,963                                     | 51,122  | 56,873  | 56,023  | 61,178  | 77,209  | 56,407  | 72,328  | 74,883  | 75,385  | 65,559  | 50,186  | 748,116   |
|  | 1980 | 52,702                                     | 61,415  | 66,282  | 68,289  | 63,880  | 69,009  | 61,070  | 72,803  | 84,121  | 85,111  | 75,984  | 61,389  | 821,555   |
|  | 1981 | 59,057                                     | 71,999  | 78,691  | 83,603  | 74,639  | 84,585  | 65,688  | 82,843  | 98,360  | 95,745  | 82,400  | 65,392  | 943,002   |
| D 315153   | 1982 | 63,211                                     | 70,980  | 79,524  | 75,411  | 71,912  | 80,260  | 60,492  | 77,934  | 95,157  | 95,469  | 92,305  |         |           |
| Ontario  | 1978 | 125,646                                    | 133,151 | 151,749 | 137,737 | 143,858 | 153,960 | 140,318 | 162,793 | 193,035 | 199,205 | 189,994 | 157,639 | 1,889,085 |
|  | 1979 | 138,650                                    | 151,921 | 182,923 | 165,026 | 181,642 | 199,154 | 174,910 | 184,951 | 238,452 | 239,171 | 221,647 | 172,252 | 2,250,699 |
|  | 1980 | 203,218                                    | 215,556 | 223,268 | 183,230 | 195,653 | 215,134 | 204,055 | 206,828 | 263,011 | 261,246 | 247,747 | 213,931 | 2,632,877 |
|  | 1981 | 206,600                                    | 210,022 | 246,070 | 218,389 | 217,196 | 243,888 | 217,745 | 233,558 | 269,116 | 252,371 | 235,523 | 187,569 | 2,732,047 |
| D 315154   | 1982 | 176,284                                    | 192,265 | 229,992 | 207,160 | 207,893 | 233,750 | 212,833 | 223,319 | 256,999 | 250,710 | 239,605 |         |           |
| Manitoba   | 1978 | 2,471                                      | 2,399   | 2,582   | 2,440   | 2,700   | 2,806   | 2,462   | 2,616   | 2,522   | 2,691   | 2,884   | 2,384   | 30,957    |
|  | 1979 | 2,321                                      | 2,772   | 3,231   | 3,066   | 3,365   | 3,185   | 2,788   | 3,014   | 2,855   | 3,052   | 3,005   | 2,707   | 35,361    |
|  | 1980 | 2,987                                      | 3,288   | 3,077   | 2,819   | 3,011   | 3,346   | 2,820   | 2,684   | 3,170   | 3,263   | 3,355   | 3,635   | 37,455    |
|  | 1981 | 3,206                                      | 3,222   | 3,881   | 4,225   | 3,873   | 3,773   | 3,271   | 3,091   | 3,317   | 3,361   | 3,493   | 3,966   | 42,679    |
| D 315155   | 1982 | 3,054                                      | 3,119   | 3,637   | 3,110   | 3,160   | 3,385   | 2,855   | 3,022   | 3,363   | 2,924   | 3,227   |         |           |
| Saskatchewan   | 1978 | 778  | 845     | 852     | 835     | 874     | 827     | 729     | 775     | 820     | 885     | 891     | 791     | 9,900     |
|  | 1979 | 735  | 743     | 813     | 839     | 962     | 889     | 765     | 985     | 937     | 985     | 941     | 787     | 10,381    |
|  | 1980 | 745  | 870     | 821     | 818     | 935     | 869     | 750     | 987     | 962     | 1,013   | 1,128   | 1,371   | 11,269    |
|  | 1981 | 861  | 1,013   | 891     | 1,003   | 926     | 1,118   | 1,006   | 1,199   | 1,026   | 1,027   | 1,057   | 927     | 12,054    |
| D 315156   | 1982 | 761  | 891     | 963     | 980     | 936     | 1,019   | 788     | 1,010   | 1,003   | 1,008   | 1,063   |         |           |
| Alberta  | 1978 | 3,712                                      | 4,108   | 4,068   | 3,995   | 4,490   | 4,739   | 3,983   | 4,161   | 4,433   | 4,361   | 4,643   | 4,972   | 51,858    |
|  | 1979 | 4,776                                      | 4,617   | 5,378   | 4,768   | 4,996   | 5,472   | 5,117   | 5,369   | 5,723   | 6,002   | 5,438   | 6,089   | 63,745    |
|  | 1980 | 6,539                                      | 6,736   | 7,958   | 6,672   | 6,734   | 7,057   | 7,492   | 7,417   | 8,001   | 7,992   | 7,842   | 9,890   | 90,328    |
|  | 1981 | 7,182                                      | 7,790   | 9,169   | 8,528   | 8,100   | 10,094  | 9,205   | 8,709   | 10,625  | 9,430   | 9,036   | 9,084   | 106,957   |
| D 315157   | 1982 | 6,859                                      | 8,213   | 8,824   | 7,580   | 7,434   | 7,926   | 7,377   | 7,404   | 8,437   | 7,374   | 7,666   |         |           |
| British Columbia - Colombie Britannique  | 1978 | 4,755                                      | 4,784   | 5,122   | 5,253   | 6,000   | 6,007   | 5,898   | 6,251   | 5,947   | 6,260   | 6,340   | 5,973   | 68,590    |
|  | 1979 | 6,469                                      | 6,843   | 7,611   | 6,893   | 7,867   | 7,404   | 7,156   | 6,899   | 7,271   | 8,144   | 7,205   | 6,794   | 86,556    |
|  | 1980 | 7,847                                      | 8,196   | 7,606   | 7,880   | 8,603   | 8,160   | 8,333   | 7,647   | 7,950   | 8,088   | 7,834   | 8,674   | 96,818    |
|  | 1981 | 8,607                                      | 8,736   | 10,243  | 9,837   | 9,697   | 10,964  | 8,585   | 8,432   | 9,600   | 10,217  | 9,296   | 10,286  | 114,500   |
| D 315158   | 1982 | 8,334                                      | 9,496   | 10,273  | 9,644   | 9,687   | 9,642   | 8,289   | 7,815   | 7,925   | 8,107   | 8,137   |         |           |
| Canada   | 1978 | 182,787                                    | 198,063 | 222,937 | 204,183 | 213,197 | 226,187 | 201,645 | 237,828 | 274,352 | 282,637 | 269,732 | 223,222 | 2,736,770 |
|  | 1979 | 207,435                                    | 221,139 | 260,231 | 239,981 | 264,144 | 297,348 | 250,958 | 277,352 | 333,860 | 336,822 | 307,547 | 242,249 | 3,239,066 |
|  | 1980 | 278,006                                    | 300,088 | 313,003 | 274,123 | 283,118 | 307,812 | 288,994 | 301,894 | 371,420 | 370,818 | 347,361 | 303,116 | 3,739,753 |
|  | 1981 | 283,887                                    | 306,873 | 353,024 | 329,836 | 318,596 | 359,237 | 309,874 | 341,585 | 396,248 | 376,409 | 344,651 | 281,325 | 4,001,545 |
| D 315148   | 1982 | 263,046                                    | 288,354 | 337,212 | 307,840 | 305,136 | 340,687 | 296,316 | 324,309 | 377,219 | 369,457 | 355,742 |         |           |

TABLE 6. Estimated Value of Shipments, Orders and Inventories in Selected Individual Industries

TABLEAU 6. Valeur estimative des livraisons, commandes et stocks de certaines industries particulières

| SIC 1970<br>CAB 1970   | Month - Mois |         |         |         |         |         |         |         |         |         |         |         | Total   |           |
|--|--------------|---------|---------|---------|---------|---------|---------|---------|---------|---------|---------|---------|---------|-----------|
|  | Jan          | Feb     | March   | April   | May     | June    | July    | Aug     | Sept    | Oct     | Nov     | Déc     |         |           |
|  | Janv         | Fév     | Mars    | Avril   | Mai     | Jun     | Juill   | Août    | Sept    | Oct     | Nov     | Déc     |         |           |
| thousands of dollars - milliers de dollars                                   |              |         |         |         |         |         |         |         |         |         |         |         |         |           |
| <b>FOOD AND BEVERAGES INDUSTRIES - INDUSTRIES DES ALIMENTS ET BOISSONS:</b>  |              |         |         |         |         |         |         |         |         |         |         |         |         |           |
| Slaughtering and meat processors - Abattage et conditionnement de la viande  | 1978         | 366,761 | 404,580 | 423,324 | 443,489 | 488,953 | 476,566 | 408,570 | 456,563 | 489,422 | 511,830 | 539,357 | 505,936 | 5,515,351 |
| Shipments - Livraisons   | 1979         | 499,039 | 514,849 | 546,888 | 539,660 | 590,973 | 566,161 | 532,709 | 559,030 | 555,583 | 574,264 | 577,041 | 531,220 | 6,587,417 |
| D 311216 01 1011   | 1980         | 524,010 | 540,410 | 536,599 | 536,137 | 598,039 | 546,145 | 577,734 | 599,546 | 592,275 | 634,393 | 647,732 | 611,195 | 6,944,215 |
|  | 1981         | 583,213 | 580,569 | 593,444 | 589,482 | 655,211 | 637,851 | 648,192 | 631,854 | 633,846 | 630,531 | 640,649 | 593,737 | 7,418,579 |
|  | 1982         | 556,049 | 586,117 | 632,307 | 610,345 | 724,330 | 690,640 | 662,710 | 680,228 | 692,078 | 670,056 | 689,675 |         |           |
| Inventory owned - Total - Des stocks possédés                                | 1978         | 168,787 | 179,340 | 181,886 | 187,705 | 195,541 | 176,129 | 179,194 | 199,599 | 206,334 | 223,863 | 233,327 | 220,261 | ...       |
| D 311372 01 1011   | 1979         | 242,940 | 272,693 | 278,650 | 282,695 | 259,208 | 247,211 | 238,277 | 227,122 | 231,324 | 246,412 | 242,835 | 229,411 | ...       |
|  | 1980         | 245,619 | 249,653 | 246,243 | 244,056 | 238,690 | 233,569 | 231,427 | 234,454 | 241,902 | 261,677 | 286,336 | 281,344 | ...       |
|  | 1981         | 290,207 | 295,454 | 287,574 | 293,425 | 285,160 | 280,008 | 268,699 | 263,181 | 256,618 | 269,682 | 279,418 | 261,125 | ...       |
|  | 1982         | 254,443 | 259,323 | 272,197 | 280,493 | 272,430 | 276,203 | 269,627 | 268,716 | 269,263 | 261,238 | 264,929 |         |           |
| Fruit and vegetable processing industries - Préparation de fruits et légumes | 1978         | 82,192  | 92,700  | 97,602  | 95,901  | 96,866  | 103,414 | 100,045 | 104,418 | 116,345 | 123,113 | 109,377 | 103,774 | 1,225,747 |
| Shipments - Livraisons   | 1979         | 111,084 | 117,031 | 117,120 | 109,232 | 115,556 | 117,538 | 118,941 | 109,750 | 126,101 | 139,645 | 124,262 | 115,429 | 1,421,689 |
| D 311219 01 103  | 1980         | 112,521 | 124,989 | 125,482 | 124,332 | 123,438 | 121,730 | 130,869 | 126,512 | 150,880 | 152,220 | 134,976 | 124,940 | 1,552,889 |
|  | 1981         | 125,544 | 139,730 | 137,797 | 146,941 | 138,144 | 146,920 | 148,524 | 147,060 | 171,979 | 168,819 | 167,331 | 144,667 | 1,783,456 |
|  | 1982         | 137,977 | 159,957 | 167,049 | 152,269 | 156,684 | 159,865 | 151,435 | 160,824 | 173,033 | 165,987 | 158,687 |         |           |
| Inventory owned - Total - Des stocks possédés                                | 1978         | 372,593 | 366,557 | 354,180 | 356,181 | 352,273 | 344,361 | 348,104 | 384,660 | 454,483 | 456,663 | 453,543 | 440,355 | ...       |
| D 311375 01 103  | 1979         | 441,274 | 426,579 | 414,237 | 410,067 | 408,008 | 402,817 | 413,231 | 441,260 | 493,846 | 521,129 | 521,463 | 495,842 | ...       |
|  | 1980         | 491,206 | 476,513 | 462,961 | 461,674 | 443,469 | 439,089 | 426,517 | 460,466 | 503,945 | 516,901 | 523,806 | 510,050 | ...       |
|  | 1981         | 510,407 | 492,930 | 492,961 | 489,190 | 479,563 | 466,709 | 478,258 | 524,348 | 591,779 | 606,145 | 607,731 | 593,487 | ...       |
|  | 1982         | 567,675 | 541,287 | 538,113 | 542,962 | 523,776 | 510,484 | 521,469 | 566,746 | 645,356 | 676,634 | 651,742 |         |           |
| Dairy products industry - Industrie laitière                                 | 1978         | 237,248 | 242,135 | 282,407 | 260,822 | 299,417 | 325,041 | 300,075 | 306,213 | 301,187 | 285,490 | 279,062 | 280,738 | 3,399,835 |
| Shipments - Livraisons   | 1979         | 263,092 | 261,094 | 301,509 | 290,590 | 323,342 | 353,461 | 325,937 | 346,859 | 334,693 | 340,941 | 320,949 | 327,095 | 3,789,562 |
| D 311222 01 104  | 1980         | 297,651 | 302,227 | 329,124 | 333,190 | 379,898 | 393,092 | 384,733 | 381,958 | 395,385 | 383,501 | 344,653 | 383,267 | 4,308,679 |
|  | 1981         | 388,990 | 352,892 | 401,311 | 411,478 | 438,398 | 461,447 | 481,483 | 452,587 | 451,248 | 435,009 | 398,726 | 442,862 | 5,116,431 |
|  | 1982         | 407,062 | 413,455 | 469,325 | 474,546 | 490,375 | 522,806 | 522,493 | 516,746 | 491,541 | 479,897 | 448,713 |         |           |
| Inventory owned - Total - Des stocks possédés                                | 1978         | 213,577 | 212,906 | 209,453 | 225,744 | 232,168 | 238,643 | 233,697 | 230,618 | 227,453 | 223,004 | 220,683 | 233,640 | ...       |
| D 311378 01 104  | 1979         | 226,134 | 236,079 | 238,548 | 250,803 | 250,097 | 259,034 | 261,288 | 254,660 | 258,971 | 257,897 | 255,379 | 260,113 | ...       |
|  | 1980         | 272,582 | 284,862 | 293,574 | 307,598 | 312,218 | 319,361 | 321,137 | 330,986 | 321,055 | 306,011 | 292,483 | 316,357 | ...       |
|  | 1981         | 315,911 | 334,772 | 353,540 | 367,769 | 357,205 | 358,999 | 336,736 | 327,464 | 317,257 | 333,320 | 347,015 | 364,042 | ...       |
|  | 1982         | 374,024 | 376,209 | 381,093 | 386,645 | 396,443 | 388,827 | 378,520 | 366,271 | 358,828 | 354,369 | 350,322 |         |           |
| Feed industry - Fabrication d'aliments pour animaux                          | 1978         | 116,095 | 115,355 | 124,743 | 121,080 | 140,068 | 131,976 | 117,155 | 130,632 | 129,321 | 129,540 | 138,410 | 138,423 | 1,532,798 |
| Shipments - Livraisons   | 1979         | 142,956 | 139,234 | 158,493 | 149,715 | 167,742 | 155,321 | 154,053 | 164,108 | 161,264 | 168,008 | 168,446 | 166,452 | 1,895,792 |
| D 311224 01 106  | 1980         | 181,553 | 172,781 | 173,393 | 179,720 | 188,996 | 177,999 | 178,764 | 184,501 | 198,445 | 214,707 | 207,661 | 222,201 | 2,280,721 |
|  | 1981         | 214,622 | 202,660 | 215,609 | 219,454 | 220,532 | 211,104 | 205,265 | 197,723 | 202,694 | 196,642 | 197,348 | 205,347 | 2,489,000 |
|  | 1982         | 187,514 | 191,065 | 207,558 | 211,209 | 209,564 | 207,419 | 183,748 | 190,697 | 196,809 | 184,542 | 191,650 |         |           |
| Inventory owned - Total - Des stocks possédés                                | 1978         | 84,897  | 85,018  | 90,786  | 89,401  | 93,307  | 96,215  | 88,843  | 90,022  | 77,853  | 78,249  | 86,557  | 97,930  | ...       |
| D 311380 01 106  | 1979         | 101,081 | 100,181 | 97,321  | 106,884 | 102,664 | 103,393 | 112,921 | 106,799 | 105,469 | 109,534 | 121,285 | 128,659 | ...       |
|  | 1980         | 123,961 | 123,190 | 123,260 | 124,206 | 120,601 | 120,124 | 121,469 | 119,612 | 119,590 | 124,546 | 141,338 | 149,563 | ...       |
|  | 1981         | 138,276 | 131,360 | 130,908 | 132,494 | 130,670 | 127,874 | 128,409 | 124,895 | 118,431 | 117,002 | 123,083 | 123,510 | ...       |
|  | 1982         | 118,846 | 117,862 | 118,760 | 118,921 | 117,892 | 117,358 | 115,016 | 109,714 | 107,554 | 116,742 | 118,422 |         |           |
| Biscuit manufacturers - Fabricants de biscuits                               | 1978         | 23,507  | 25,054  | 27,208  | 26,285  | 26,627  | 25,331  | 21,557  | 24,750  | 29,368  | 28,228  | 26,676  | 22,702  | 307,293   |
| Shipments - Livraisons   | 1979         | 21,346  | 24,657  | 26,961  | 25,370  | 27,383  | 27,622  | 24,483  | 24,706  | 31,616  | 33,387  | 28,412  | 24,533  | 320,476   |
| D 311226 01 1071   | 1980         | 25,783  | 29,948  | 34,291  | 27,706  | 29,329  | 30,111  | 26,619  | 30,053  | 39,009  | 36,381  | 36,357  | 27,349  | 372,936   |
|  | 1981         | 27,706  | 32,670  | 37,264  | 33,836  | 33,753  | 36,813  | 30,018  | 32,919  | 42,476  | 39,303  | 39,977  | 30,909  | 417,644   |
|  | 1982         | 29,009  | 36,309  | 41,821  | 35,033  | 37,647  | 38,640  | 28,367  | 34,778  | 43,513  | 41,078  | 42,996  |         |           |
| Inventory owned - Total - Des stocks possédés                                | 1978         | 38,198  | 36,946  | 36,555  | 35,184  | 34,860  | 34,171  | 32,964  | 32,011  | 31,717  | 31,292  | 32,287  | 31,570  | ...       |
| D 311382 01 1071   | 1979         | 32,023  | 31,714  | 31,590  | 33,887  | 34,215  | 33,196  | 28,630  | 30,280  | 31,186  | 32,479  | 33,208  | 32,668  | ...       |
|  | 1980         | 37,725  | 37,782  | 38,029  | 41,620  | 40,821  | 42,774  | 41,280  | 39,482  | 39,215  | 41,014  | 40,449  | 40,436  | ...       |
|  | 1981         | 42,990  | 43,072  | 42,602  | 43,458  | 45,250  | 46,520  | 45,080  | 45,707  | 44,520  | 44,678  | 45,031  | 40,055  | ...       |
|  | 1982         | 44,122  | 43,923  | 40,443  | 41,015  | 41,694  | 42,757  | 38,585  | 39,506  | 40,334  | 42,231  | 41,452  |         |           |
| Raw materials - Matières premières   | 1978         | 17,932  | 17,855  | 17,301  | 17,489  | 17,095  | 16,990  | 17,560  | 16,832  | 17,020  | 16,623  | 16,691  | 16,679  | ...       |
| D 311310 01 1071   | 1979         | 17,581  | 17,122  | 15,765  | 18,969  | 18,069  | 17,886  | 18,088  | 17,911  | 18,234  | 18,027  | 17,932  | 17,586  | ...       |
|  | 1980         | 21,594  | 23,216  | 23,198  | 24,334  | 23,474  | 24,429  | 25,420  | 24,858  | 24,938  | 24,818  | 25,181  | 25,708  | ...       |
|  | 1981         | 26,789  | 27,044  | 26,984  | 26,583  | 26,705  | 25,817  | 26,365  | 27,025  | 26,603  | 26,576  | 26,003  | 26,311  | ...       |
|  | 1982         | 26,774  | 25,873  | 25,164  | 24,682  | 23,960  | 24,265  | 25,493  | 25,362  | 25,576  | 25,388  | 25,458  |         |           |
| Goods in Process - Produits en cours   | 1978         | 1,176   | 1,081   | 959     | 1,013   | 1,099   | 1,036   | 1,137   | 1,112   | 1,083   | 1,020   | 980     | 965     | ...       |
| D 311334 01 1071   | 1979         | 747     | 735     | 741     | 768     | 683     | 636     | 627     | 676     | 589     | 610     | 636     | 598     | ...       |
|  | 1980         | 717     | 761     | 755     | 779     | 910     | 899     | 1,026   | 1,072   | 936     | 884     | 961     | 832     | ...       |
|  | 1981         | 1,018   | 955     | 1,107   | 1,015   | 1,191   | 1,102   | 1,533   | 1,112   | 1,176   | 1,117   | 1,168   | 796     | ...       |
|  | 1982         | 1,053   | 1,014   | 999     | 974     | 1,006   | 960     | 1,004   | 1,016   | 1,055   | 984     | 905     |         |           |
| Finished products - Produits finis   | 1978         | 19,090  | 18,010  | 18,295  | 16,682  | 16,666  | 16,145  | 14,267  | 14,067  | 13,613  | 13,649  | 14,616  | 13,926  | ...       |
| D 311358 01 1071   | 1979         | 13,695  | 13,857  | 15,084  | 14,150  | 15,463  | 14,674  | 9,915   | 11,693  | 12,664  | 13,847  | 14,640  | 14,484  | ...       |
|  | 1980         | 15,414  | 13,805  | 14,076  | 16,507  | 16,437  | 17,446  | 14,834  | 13,552  | 13,341  | 15,312  | 14,307  | 13,896  | ...       |
|  | 1981         | 15,183  | 15,073  | 14,511  | 15,860  | 17,354  | 19,601  | 17,182  | 17,570  | 16,741  | 16,985  | 17,860  | 12,948  | ...       |
|  | 1982         | 16,295  | 17,036  | 14,280  | 15,359  | 16,728  | 17,532  |         |         |         |         |         |         |           |

TABLE 6. Estimated Value of Shipments, Orders and Inventories in Selected Individual Industries

TABLEAU 6. Valeur estimative des livraisons, commandes et stocks de certaines industries particulières

| SIC 1970<br>CAÉ 1970   | Month - Mois                               |         |         |         |         |         |         |         |         |         |         |         | Total   |           |
|--|--|---------|---------|---------|---------|---------|---------|---------|---------|---------|---------|---------|---------|-----------|
|  | Jan.                                       | Feb.    | March   | April   | May     | June    | July    | Aug.    | Sept.   | Oct.    | Nov.    | Dec.    |         |           |
|  | Janv.                                      | Fév.    | Mars    | Avril   | Mai     | Juin    | Juill.  | Août    | Sept.   | Oct.    | Nov.    | Déc.    |         |           |
|  | thousands of dollars - milliers de dollars |         |         |         |         |         |         |         |         |         |         |         |         |           |
| Inventory owned - Total - Des stocks possédés                                  | 1978                                       | 99,233  | 98,752  | 108,472 | 111,664 | 120,443 | 130,235 | 131,030 | 131,743 | 107,507 | 109,888 | 108,597 | 108,764 | ...       |
|  | 1979                                       | 116,089 | 112,000 | 111,761 | 115,633 | 123,773 | 133,928 | 138,228 | 137,954 | 125,839 | 118,781 | 121,291 | 122,333 | ...       |
|  | 1980                                       | 126,828 | 123,697 | 128,937 | 138,971 | 147,273 | 154,398 | 160,106 | 161,302 | 145,934 | 139,334 | 119,686 | 135,269 | ...       |
|  | 1981                                       | 136,232 | 131,440 | 132,495 | 154,531 | 153,684 | 165,875 | 171,966 | 176,485 | 171,328 | 166,123 | 161,115 | 139,826 | ...       |
| D 311385 01 1081   | 1982                                       | 142,792 | 140,239 | 140,003 | 153,696 | 161,251 | 167,799 | 168,630 | 166,513 | 152,042 | 150,942 | 149,157 | ...     | ...       |
| Raw materials - Matières premières   | 1978                                       | 39,033  | 40,248  | 47,329  | 48,303  | 54,560  | 53,644  | 54,955  | 55,604  | 50,863  | 45,875  | 48,642  | 48,925  | ...       |
|  | 1979                                       | 57,146  | 59,699  | 59,258  | 66,180  | 68,876  | 69,797  | 73,146  | 72,056  | 67,243  | 65,185  | 63,994  | 64,474  | ...       |
|  | 1980                                       | 68,289  | 63,474  | 64,047  | 68,066  | 72,956  | 72,003  | 75,189  | 76,627  | 71,523  | 65,365  | 54,497  | 58,700  | ...       |
|  | 1981                                       | 63,607  | 66,743  | 69,735  | 75,396  | 72,286  | 71,962  | 74,405  | 80,118  | 79,583  | 78,497  | 76,156  | 60,635  | ...       |
| D 311313 01 1081   | 1982                                       | 62,509  | 66,833  | 67,377  | 74,206  | 76,940  | 78,137  | 81,514  | 76,618  | 71,474  | 75,112  | 70,194  | ...     | ...       |
| Goods in process - Produits en cours   | 1978                                       | 9,360   | 8,921   | 7,821   | 9,593   | 9,022   | 9,392   | 7,794   | 8,786   | 10,052  | 9,205   | 8,504   | 7,476   | ...       |
|  | 1979                                       | 8,937   | 8,096   | 9,102   | 9,989   | 10,469  | 9,969   | 9,451   | 10,377  | 10,691  | 10,581  | 10,958  | 9,258   | ...       |
|  | 1980                                       | 10,553  | 9,993   | 11,155  | 12,157  | 11,602  | 12,994  | 11,140  | 11,969  | 11,939  | 12,264  | 11,128  | 9,219   | ...       |
|  | 1981                                       | 11,490  | 11,949  | 11,604  | 12,170  | 14,168  | 13,993  | 12,960  | 13,914  | 13,727  | 11,946  | 12,321  | 10,358  | ...       |
| D 311337 01 1081   | 1982                                       | 11,820  | 12,064  | 11,799  | 12,361  | 12,955  | 12,414  | 10,451  | 13,972  | 13,751  | 12,443  | 12,472  | ...     | ...       |
| Finish products - Produits finis   | 1978                                       | 50,840  | 49,583  | 53,322  | 53,768  | 56,861  | 67,199  | 68,281  | 67,353  | 46,592  | 54,808  | 51,451  | 52,363  | ...       |
|  | 1979                                       | 50,006  | 44,205  | 43,401  | 39,464  | 44,428  | 54,162  | 55,631  | 55,521  | 47,905  | 43,015  | 46,339  | 48,601  | ...       |
|  | 1980                                       | 47,986  | 50,230  | 53,735  | 58,748  | 62,715  | 69,401  | 73,777  | 72,706  | 62,472  | 61,705  | 54,061  | 67,350  | ...       |
|  | 1981                                       | 61,135  | 52,748  | 51,156  | 66,965  | 67,230  | 79,920  | 84,601  | 82,453  | 78,018  | 75,680  | 72,638  | 68,833  | ...       |
| D 311361 01 1081   | 1982                                       | 68,463  | 61,342  | 60,827  | 67,129  | 71,356  | 77,248  | 76,665  | 75,923  | 66,817  | 63,387  | 66,491  | ...     | ...       |
| Cane and beet sugar processors - Traitement du sucre de canne et de betteraves | 1978                                       | 33,275  | 32,002  | 35,958  | 33,433  | 34,881  | 41,316  | 35,318  | 38,504  | 42,772  | 39,608  | 39,782  | 37,122  | 443,971   |
|  | 1979                                       | 32,305  | 33,668  | 39,312  | 36,170  | 39,329  | 42,590  | 41,917  | 41,751  | 41,726  | 47,298  | 48,138  | 43,888  | 489,002   |
|  | 1980                                       | 47,167  | 51,847  | 53,630  | 56,037  | 63,666  | 73,095  | 75,621  | 65,410  | 71,240  | 87,992  | 66,136  | 65,540  | 777,381   |
| Shipments - Livraisons   | 1981                                       | 67,423  | 57,189  | 66,763  | 65,696  | 69,708  | 70,483  | 67,496  | 63,202  | 70,193  | 60,266  | 62,637  | 56,309  | 776,865   |
| D 311230 01 1082   | 1982                                       | 51,183  | 48,424  | 55,975  | 51,766  | 52,831  | 60,614  | 49,544  | 52,783  | 55,347  | 55,955  | 57,846  | ...     | ...       |
| Inventory owned - Total - Des stocks possédés                                  | 1978                                       | 142,460 | 137,216 | 115,893 | 115,025 | 106,523 | 111,202 | 99,482  | 91,581  | 88,745  | 99,338  | 117,474 | 129,786 | ...       |
|  | 1979                                       | 144,041 | 141,593 | 109,467 | 92,649  | 96,886  | 82,138  | 77,216  | 80,066  | 104,011 | 96,959  | 118,546 | 118,126 | ...       |
|  | 1980                                       | 189,084 | 153,549 | 194,333 | 201,153 | 229,013 | 170,549 | 200,693 | 178,661 | 167,149 | 227,106 | 249,368 | 267,049 | ...       |
|  | 1981                                       | 323,007 | 258,601 | 179,251 | 119,100 | 116,475 | 137,852 | 120,830 | 109,367 | 110,846 | 122,988 | 118,855 | 139,478 | ...       |
| D 311386 01 1082   | 1982                                       | 177,271 | 163,771 | 146,410 | 108,265 | 94,708  | 88,200  | 69,433  | 75,060  | 75,961  | 79,533  | 85,991  | ...     | ...       |
| Raw materials - Matières premières   | 1978                                       | 62,929  | 58,760  | 44,903  | 45,015  | 40,788  | 53,934  | 53,207  | 46,299  | 46,265  | 53,564  | 63,727  | 69,117  | ...       |
|  | 1979                                       | 87,846  | 82,121  | 51,479  | 41,841  | 49,908  | 37,600  | 39,687  | 47,021  | 73,309  | 60,039  | 67,749  | 65,359  | ...       |
|  | 1980                                       | 112,623 | 75,111  | 116,815 | 123,733 | 146,445 | 106,958 | 138,827 | 123,229 | 119,686 | 156,222 | 163,692 | 160,689 | ...       |
|  | 1981                                       | 230,990 | 165,267 | 93,912  | 45,643  | 53,014  | 80,748  | 67,909  | 75,285  | 84,674  | 83,646  | 63,596  | 88,053  | ...       |
| D 311314 01 1082   | 1982                                       | 109,648 | 97,936  | 83,787  | 52,718  | 51,162  | 51,126  | 38,423  | 46,932  | 55,272  | 48,801  | 44,799  | ...     | ...       |
| Goods in process - Produits en cours   | 1978                                       | 2,154   | 2,079   | 2,393   | 2,704   | 1,853   | 1,952   | 1,603   | 1,574   | 1,641   | 1,644   | 1,866   | 1,767   | ...       |
|  | 1979                                       | 1,206   | 1,262   | 1,472   | 1,332   | 960     | 1,985   | 897     | 1,514   | 2,687   | 1,399   | 2,255   | 1,989   | ...       |
|  | 1980                                       | 2,071   | 2,235   | 3,597   | 3,258   | 3,499   | 3,818   | 5,149   | 3,813   | 3,708   | 4,417   | 5,933   | 5,449   | ...       |
|  | 1981                                       | 5,277   | 5,456   | 5,419   | 5,445   | 5,509   | 5,082   | 5,216   | 2,987   | 3,690   | 2,513   | 3,637   | 3,841   | ...       |
| D 311338 01 1082   | 1982                                       | 3,876   | 3,372   | 3,601   | 3,141   | 3,282   | 2,011   | 1,636   | 3,011   | 2,071   | 2,451   | 2,384   | ...     | ...       |
| Finished products - Produits finis   | 1978                                       | 77,377  | 76,377  | 68,597  | 67,306  | 63,882  | 55,316  | 44,672  | 43,708  | 40,839  | 44,130  | 51,881  | 58,896  | ...       |
|  | 1979                                       | 54,989  | 58,210  | 56,516  | 49,476  | 46,018  | 42,553  | 36,632  | 31,531  | 28,015  | 35,521  | 48,542  | 50,778  | ...       |
|  | 1980                                       | 74,390  | 76,203  | 73,921  | 74,167  | 79,069  | 59,773  | 56,717  | 51,619  | 43,755  | 66,467  | 79,743  | 100,902 | ...       |
|  | 1981                                       | 86,740  | 87,878  | 79,920  | 68,012  | 57,952  | 52,022  | 47,705  | 31,095  | 22,482  | 36,829  | 51,622  | 47,532  | ...       |
| D 311362 01 1082   | 1982                                       | 63,747  | 62,463  | 59,022  | 52,406  | 40,264  | 35,063  | 29,374  | 25,117  | 18,618  | 28,281  | 38,808  | ...     | ...       |
| Vegetable oil mills - Moulins à huile végétale                                 | 1978                                       | 40,063  | 40,242  | 39,762  | 40,073  | 43,582  | 42,455  | 38,679  | 34,169  | 38,210  | 43,084  | 49,253  | 43,688  | 493,260   |
|  | 1979                                       | 40,600  | 40,790  | 49,246  | 41,652  | 54,200  | 49,945  | 46,321  | 54,037  | 54,684  | 53,020  | 60,304  | 50,744  | 595,543   |
|  | 1980                                       | 67,895  | 54,640  | 60,890  | 58,195  | 57,672  | 61,163  | 52,869  | 50,453  | 68,783  | 67,113  | 61,888  | 65,824  | 727,385   |
| Shipments - Livraisons   | 1981                                       | 66,775  | 55,576  | 71,675  | 73,325  | 67,886  | 56,867  | 52,715  | 47,966  | 48,823  | 68,178  | 56,968  | 57,297  | 724,051   |
| D 311231 01 1083   | 1982                                       | 51,736  | 53,388  | 63,389  | 49,234  | 59,700  | 58,464  | 58,598  | 45,214  | 52,499  | 55,544  | 61,629  | ...     | ...       |
| New orders - Nouvelles commandes   | 1978                                       | 42,402  | 38,463  | 42,791  | 40,639  | 36,783  | 34,527  | 33,972  | 43,071  | 42,454  | 46,726  | 52,304  | 40,586  | ...       |
|  | 1979                                       | 22,433  | 52,283  | 47,861  | 40,022  | 51,237  | 53,530  | 47,912  | 57,837  | 57,574  | 59,911  | 59,507  | 65,316  | ...       |
|  | 1980                                       | 66,495  | 60,131  | 64,447  | 55,066  | 51,708  | 59,474  | 53,017  | 40,626  | 72,387  | 77,429  | 66,069  | 83,631  | ...       |
|  | 1981                                       | 53,540  | 47,175  | 63,257  | 66,308  | 65,252  | 55,485  | 50,128  | 49,291  | 50,203  | 67,990  | 56,331  | 56,850  | ...       |
| D 311255 01 1083   | 1982                                       | 53,075  | 44,246  | 66,077  | 54,668  | 46,465  | 64,988  | 60,205  | 44,287  | 50,856  | 62,356  | 60,088  | ...     | ...       |
| Unfilled orders - Commandes en carnet  | 1978                                       | 48,407  | 46,628  | 49,657  | 50,273  | 43,424  | 35,496  | 30,789  | 39,691  | 43,935  | 47,577  | 50,628  | 47,526  | ...       |
|  | 1979                                       | 29,359  | 40,852  | 39,467  | 37,837  | 34,874  | 38,459  | 40,050  | 43,850  | 46,740  | 53,631  | 52,834  | 67,406  | ...       |
|  | 1980                                       | 66,006  | 71,497  | 75,054  | 71,925  | 65,961  | 64,272  | 64,420  | 54,593  | 58,197  | 68,513  | 72,694  | 90,501  | ...       |
|  | 1981                                       | 77,266  | 68,865  | 60,447  | 53,430  | 50,796  | 49,414  | 46,827  | 48,152  | 49,532  | 49,344  | 48,707  | 48,260  | ...       |
| D 311272 01 1083   | 1982                                       | 49,599  | 40,457  | 43,145  | 48,579  | 48,579  | 41,868  | 43,475  | 42,548  | 40,905  | 47,717  | 46,176  | ...     | ...       |
| Inventory owned - Total - Des stocks possédés                                  | 1978                                       | 31,530  | 38,545  | 38,737  | 53,863  | 43,182  | 49,579  | 37,018  | 37,636  | 29,615  | 47,057  | 57,201  | 53,320  | ...       |
|  | 1979                                       | 68,289  | 72,088  | 63,723  | 58,649  | 54,371  | 61,687  | 56,967  | 50,498  | 49,817  | 51,872  | 52,849  | 60,603  | ...       |
|  | 1980                                       | 61,389  | 54,374  | 46,481  | 48,586  | 58,312  | 51,183  | 64,201  | 52,914  | 55,901  | 71,594  | 101,245 | 96,844  | ...       |
|  | 1981                                       | 70,057  | 62,341  | 65,820  | 55,921  | 54,378  | 58,328  | 66,283  | 51,409  | 50,114  | 53,146  | 61,203  | 74,146  | ...       |
| D 311387 01 1083   | 1982                                       | 75,379  | 73,070  | 69,325  | 73,190  | 66,652  | 61,737  | 64,427  | 49,705  | 47,658  | 66,167  | 78,172  | ...     | ...       |
| Miscellaneous food processors, N.E.S. - Traitement de produits alimentaires    | 1978                                       | 164,833 | 181,100 | 202,008 | 183,635 | 187,926 | 200,058 | 175,133 | 172,699 | 205,544 | 210,610 | 204,138 | 191,219 | 2,278,910 |
|  | 1979                                       | 188,567 | 198,106 | 225,205 | 206,291 | 200,432 | 237,332 | 214,089 | 188,736 | 233,563 | 223,569 | 227,761 | 210,442 | 2,554,610 |



TABLE 6. Estimated Value of Shipments, Orders and Inventories in Selected Individual Industries

TABLEAU 6. Valeur estimative des livraisons, commandes et stocks de certaines industries particulières

| SIC 1980   | CAE 1970 | Month - Mois |         |         |         |         |         |         |         |         |         |         |         | Total     |
|--|----------|--------------|---------|---------|---------|---------|---------|---------|---------|---------|---------|---------|---------|-----------|
|  |          | Jan.         | Feb.    | March   | April   | May     | June    | July    | Aug.    | Sept.   | Oct.    | Nov.    | Dec.    |           |
|  |          | Janv.        | Fév.    | Mars    | Avril   | Mai     | Jun     | Juill.  | Août    | Sept.   | Oct.    | Nov.    | Déc.    |           |
| thousands of dollars - milliers de dollars   |          |              |         |         |         |         |         |         |         |         |         |         |         |           |
| Inventory owned - Total - Des stocks possédés  | 1978     | 310.660      | 306.661 | 303.176 | 316.336 | 310.809 | 312.291 | 300.955 | 319.044 | 314.314 | 320.095 | 331.738 | 337.076 | ...       |
|  | 1979     | 346.674      | 338.881 | 340.471 | 350.469 | 356.833 | 333.235 | 341.670 | 362.869 | 367.780 | 376.807 | 382.886 | 406.553 | ...       |
|  | 1980     | 408.935      | 406.185 | 413.231 | 430.506 | 429.219 | 417.563 | 414.458 | 414.289 | 393.495 | 410.010 | 432.491 | 436.568 | ...       |
|  | 1981     | 479.638      | 466.034 | 472.520 | 466.378 | 467.518 | 461.145 | 457.389 | 451.454 | 430.281 | 426.445 | 439.399 | 466.161 | ...       |
|  | D 311388 | 01 1089      | 451.154 | 445.541 | 459.726 | 453.153 | 452.152 | 452.367 | 436.614 | 432.691 | 424.505 | 419.160 | 409.760 | ...       |
| Soft drink manufacturers - Fabricants de boissons gazeuses.  | 1978     | 49.361       | 55.711  | 62.361  | 64.261  | 77.224  | 86.690  | 83.555  | 81.373  | 64.314  | 62.810  | 65.810  | 66.808  | 820.278   |
|  | 1979     | 60.030       | 62.742  | 74.044  | 78.313  | 75.385  | 85.450  | 90.030  | 88.258  | 71.460  | 70.990  | 69.302  | 76.924  | 902.928   |
|  | 1980     | 61.086       | 66.739  | 76.889  | 89.865  | 98.655  | 105.640 | 114.209 | 104.606 | 86.451  | 84.254  | 84.144  | 99.693  | 1.072.231 |
|  | 1981     | 68.754       | 75.418  | 83.913  | 94.849  | 98.838  | 104.374 | 114.403 | 101.716 | 94.939  | 83.971  | 91.699  | 100.917 | 1.113.791 |
|  | D 311234 | 01 1091      | 66.325  | 78.202  | 93.295  | 103.454 | 110.639 | 107.950 | 115.412 | 107.955 | 88.344  | 88.418  | 94.569  | ...       |
| Inventory owned - Total - Des stocks possédés  | 1978     | 53.070       | 55.234  | 62.676  | 66.435  | 60.160  | 57.305  | 60.433  | 62.915  | 64.550  | 62.611  | 59.468  | 59.359  | ...       |
|  | 1979     | 57.482       | 58.258  | 65.775  | 68.748  | 66.027  | 67.144  | 71.493  | 72.409  | 73.691  | 77.928  | 77.541  | 79.439  | ...       |
|  | 1980     | 74.635       | 74.446  | 76.028  | 84.026  | 86.794  | 89.893  | 89.387  | 82.588  | 88.891  | 96.457  | 93.478  | 80.370  | ...       |
|  | 1981     | 88.235       | 95.472  | 93.276  | 93.263  | 95.333  | 89.527  | 88.027  | 92.417  | 94.813  | 100.332 | 97.974  | 84.727  | ...       |
|  | D 311390 | 01 1091      | 87.605  | 92.740  | 89.377  | 97.475  | 97.966  | 95.813  | 94.494  | 90.673  | 91.885  | 103.779 | 108.999 | ...       |
| Distilleries - Distilleries: Shipments - Livraisons  | 1978     | 35.454       | 39.437  | 48.568  | 40.357  | 43.120  | 47.002  | 40.478  | 45.789  | 55.813  | 66.623  | 73.271  | 56.319  | 592.231   |
|  | 1979     | 49.984       | 38.455  | 54.782  | 36.838  | 47.103  | 50.435  | 33.582  | 45.227  | 54.928  | 77.872  | 80.323  | 47.241  | 616.770   |
|  | 1980     | 44.614       | 40.784  | 47.949  | 46.681  | 52.115  | 54.738  | 39.775  | 56.185  | 71.140  | 96.515  | 75.772  | 52.833  | 679.101   |
|  | 1981     | 49.134       | 45.840  | 58.695  | 61.682  | 54.613  | 67.089  | 42.153  | 61.694  | 80.721  | 97.964  | 77.764  | 58.459  | 755.808   |
|  | D 311235 | 01 1092      | 46.657  | 49.348  | 55.545  | 48.596  | 56.026  | 70.999  | 47.991  | 72.281  | 77.881  | 85.257  | 91.638  | ...       |
| Inventory owned - Total - Des stocks possédés  | 1978     | 464.777      | 468.463 | 469.519 | 470.950 | 471.225 | 469.177 | 465.352 | 467.931 | 472.570 | 473.132 | 475.689 | 477.147 | ...       |
|  | 1979     | 500.685      | 486.327 | 488.922 | 494.716 | 498.042 | 512.902 | 511.668 | 511.316 | 514.975 | 513.686 | 514.404 | 527.848 | ...       |
|  | 1980     | 542.484      | 549.964 | 560.376 | 563.727 | 569.462 | 568.921 | 574.382 | 566.824 | 571.923 | 568.908 | 569.050 | 577.685 | ...       |
|  | 1981     | 588.177      | 600.177 | 607.730 | 616.704 | 621.966 | 625.203 | 620.852 | 627.165 | 629.413 | 620.135 | 629.541 | 633.640 | ...       |
|  | D 311391 | 01 1092      | 642.907 | 656.888 | 663.967 | 665.955 | 673.394 | 673.333 | 665.222 | 667.382 | 653.011 | 650.626 | 642.110 | ...       |
| Sawmills - Brasseries: Shipments - Livraisons  | 1978     | 47.846       | 54.080  | 71.605  | 68.227  | 93.993  | 94.021  | 85.745  | 93.312  | 74.016  | 75.065  | 76.664  | 85.972  | 920.546   |
|  | 1979     | 57.086       | 68.667  | 79.730  | 81.011  | 100.681 | 113.757 | 112.830 | 110.574 | 82.692  | 86.710  | 84.331  | 89.503  | 1.067.572 |
|  | 1980     | 66.657       | 73.539  | 85.521  | 100.509 | 119.707 | 127.087 | 129.274 | 105.353 | 86.314  | 99.903  | 95.305  | 116.363 | 1.205.532 |
|  | 1981     | 72.235       | 91.387  | 111.992 | 122.612 | 130.868 | 152.609 | 177.915 | 154.274 | 134.446 | 125.802 | 121.318 | 147.934 | 1.543.392 |
|  | D 311236 | 01 1093      | 84.602  | 103.282 | 127.078 | 142.363 | 167.052 | 179.556 | 201.524 | 170.488 | 138.477 | 133.425 | 132.294 | ...       |
| Inventory owned - Total - Des stocks possédés  | 1978     | 68.017       | 68.000  | 71.428  | 75.163  | 73.366  | 69.971  | 71.872  | 73.055  | 69.134  | 73.077  | 76.262  | 64.746  | ...       |
|  | 1979     | 68.282       | 71.970  | 73.496  | 78.292  | 80.836  | 73.232  | 74.443  | 74.886  | 75.437  | 77.314  | 79.557  | 73.611  | ...       |
|  | 1980     | 78.808       | 80.943  | 89.372  | 90.961  | 86.342  | 90.374  | 88.980  | 84.303  | 85.831  | 88.174  | 89.849  | 86.100  | ...       |
|  | 1981     | 90.357       | 98.135  | 115.111 | 125.646 | 121.568 | 131.199 | 130.071 | 128.767 | 129.549 | 130.247 | 130.597 | 113.053 | ...       |
|  | D 311392 | 01 1093      | 125.177 | 130.993 | 140.640 | 135.637 | 137.473 | 141.430 | 134.104 | 137.479 | 137.686 | 136.579 | 139.000 | ...       |
| Wineries - Producteurs de vin: Shipments - Livraisons  | 1978     | 5.407        | 6.214   | 7.737   | 7.923   | 8.751   | 11.040  | 12.039  | 12.385  | 9.714   | 11.137  | 14.558  | 13.361  | 120.266   |
|  | 1979     | 7.388        | 7.195   | 9.154   | 10.556  | 11.084  | 11.122  | 12.655  | 12.445  | 13.672  | 16.485  | 17.587  | 12.373  | 141.716   |
|  | 1980     | 8.349        | 8.495   | 9.794   | 12.369  | 12.776  | 14.575  | 14.755  | 15.636  | 14.674  | 18.926  | 21.685  | 17.676  | 169.660   |
|  | 1981     | 10.580       | 9.635   | 13.316  | 15.403  | 14.378  | 17.442  | 16.391  | 18.537  | 18.317  | 22.477  | 23.408  | 18.495  | 198.329   |
|  | D 311237 | 01 1094      | 9.870   | 11.400  | 16.379  | 17.499  | 18.251  | 19.865  | 19.872  | 20.591  | 19.437  | 24.153  | 29.360  | ...       |
| Inventory owned - Total - Des stocks possédés  | 1978     | 71.262       | 69.413  | 68.976  | 68.797  | 64.675  | 64.506  | 61.496  | 60.724  | 67.605  | 80.211  | 80.413  | 79.534  | ...       |
|  | 1979     | 81.909       | 81.974  | 81.602  | 79.463  | 78.394  | 78.036  | 84.353  | 74.312  | 80.039  | 87.029  | 85.847  | 87.211  | ...       |
|  | 1980     | 89.146       | 89.467  | 89.566  | 89.327  | 87.506  | 86.830  | 83.950  | 81.228  | 84.446  | 97.573  | 95.642  | 94.051  | ...       |
|  | 1981     | 95.387       | 97.966  | 97.619  | 96.021  | 93.830  | 91.710  | 89.363  | 87.877  | 101.985 | 111.492 | 107.903 | 101.154 | ...       |
|  | D 311393 | 01 1094      | 106.692 | 104.859 | 103.711 | 99.871  | 98.673  | 97.077  | 92.231  | 87.993  | 95.668  | 110.298 | 104.156 | ...       |
| <b>RUBBER AND PLASTICS PRODUCTS INDUSTRIES - INDUSTRIE DU CAOUTCHOUC ET DES PRODUITS EN MATIERES PLASTIQUES:</b> |          |              |         |         |         |         |         |         |         |         |         |         |         |           |
| Rubber products industries - Indus trie des produits en caoutchouc: Shipments - Livraisons                       | 1978     | 104.063      | 120.545 | 126.641 | 123.351 | 130.018 | 134.764 | 106.838 | 107.143 | 131.879 | 140.821 | 150.877 | 128.968 | 1.505.908 |
|  | 1979     | 128.453      | 145.328 | 159.160 | 155.085 | 155.056 | 151.321 | 138.240 | 129.993 | 163.135 | 180.985 | 168.333 | 136.014 | 1.810.403 |
|  | 1980     | 140.641      | 155.429 | 170.482 | 157.025 | 145.095 | 155.307 | 134.383 | 113.532 | 165.998 | 168.159 | 179.698 | 224.991 | 1.910.740 |
|  | 1981     | 157.036      | 187.330 | 197.479 | 185.026 | 179.861 | 195.658 | 160.609 | 154.116 | 176.052 | 189.848 | 174.426 | 140.546 | 2.097.987 |
|  | D 311673 | 03 162       | 147.217 | 177.738 | 181.156 | 165.813 | 174.361 | 181.242 | 155.911 | 156.502 | 178.785 | 174.698 | 176.821 | ...       |
| Inventory owned - Total - Des stocks possédés  | 1978     | 382.507      | 395.210 | 393.013 | 387.833 | 378.881 | 369.676 | 359.325 | 356.982 | 343.797 | 331.874 | 341.550 | 346.359 | ...       |
|  | 1979     | 329.754      | 348.157 | 362.468 | 367.738 | 372.151 | 379.956 | 382.714 | 388.719 | 377.375 | 382.514 | 396.609 | 400.181 | ...       |
|  | 1980     | 424.649      | 441.114 | 452.596 | 470.028 | 479.413 | 481.396 | 479.245 | 461.827 | 450.770 | 444.586 | 408.537 | 404.619 | ...       |
|  | 1981     | 413.829      | 422.184 | 426.705 | 431.270 | 455.835 | 462.318 | 444.532 | 440.053 | 454.646 | 456.746 | 432.086 | 481.686 | ...       |
|  | D 311715 | 03 162       | 484.734 | 491.060 | 490.870 | 502.982 | 504.754 | 498.302 | 481.225 | 476.131 | 460.210 | 453.357 | 448.369 | ...       |
| Raw materials - Matières premières   | 1978     | 76.805       | 80.643  | 81.519  | 81.886  | 81.420  | 80.578  | 80.353  | 86.338  | 86.572  | 83.497  | 87.139  | 89.800  | ...       |
|  | 1979     | 94.327       | 91.603  | 102.608 | 105.711 | 101.634 | 103.325 | 104.930 | 109.231 | 106.864 | 105.418 | 106.540 | 108.043 | ...       |
|  | 1980     | 112.362      | 115.320 | 119.038 | 124.797 | 130.501 | 127.737 | 124.975 | 125.044 | 121.396 | 125.130 | 118.867 | 109.082 | ...       |
|  | 1981     | 112.318      | 112.123 | 116.773 | 119.740 | 127.846 | 129.679 | 127.450 | 127.747 | 128.587 | 129.012 | 130.002 | 133.302 | ...       |
|  | D 311697 | 03 162       | 130.058 | 128.999 | 127.369 | 126.871 | 135.168 | 129.007 | 130.234 | 127.720 | 123.250 | 127.095 | 124.659 | ...       |
| Goods in process - Produits en cours   | 1978     | 33.041       | 33.171  | 32.760  | 33.926  | 35.189  | 34.569  | 33.762  | 36.747  | 36.838  | 39.335  | 40.560  | 39.968  | ...       |
|  | 1979     | 38.528       | 41.481  | 41.650  | 40.787  | 42.157  | 44.322  | 44.371  | 48.167  | 48.505  | 49.928  | 49.506  | 48.990  | ...       |
|  | 1980     | 52.134       | 51.390  | 51.076  | 50.374  | 50.126  | 49.969  | 48.627  | 50.277  | 48.887  | 49.402  | 48.227  | 46.719  | ...       |
|  | 1981     | 47.621       | 48.296  | 49.990  | 50.405  | 51.654  | 50.988  | 49.707  | 53.924  | 54.069  | 58.249  | 56.166  | 55.118  | ...       |
|  | D 311703 | 03 162       | 59.779  | 60.513  | 59.255  | 59.716  | 58.569  | 54.651  | 53.266  | 56.771  | 53.904  | 53.881  | 53.382  | ...       |
| Finished products - Produits finis   | 1978     | 272.661      | 281.396 | 278.734 | 272.021 | 262.272 | 254.629 | 245.210 | 233.897 | 220.387 | 209.042 | 213.851 | 216.591 |           |

TABLE 6. Estimated Value of Shipments, Orders and Inventories in Selected Individual Industries

TABLEAU 6. Valeur estimative des livraisons, commandes et stocks de certaines industries particulières

| SIC 1970<br>CAE 1970  | Month - Mois |         |         |         |         |         |         |         |         |         |         |         |         |           | Total |
|---|--------------|---------|---------|---------|---------|---------|---------|---------|---------|---------|---------|---------|---------|-----------|-------|
|   | Jan          | Feb.    | March   | April   | May     | June    | July    | Aug.    | Sept.   | Oct.    | Nov.    | Dec.    |         |           |       |
|   | Janv         | Fév.    | Mars    | Avril   | Mai     | Jun     | Juill.  | Août    | Sept    | Oct     | Nov     | Déc     |         |           |       |
| thousands of dollars - milliers de dollars  |              |         |         |         |         |         |         |         |         |         |         |         |         |           |       |
| Plastics fabricating industry, n.e.s. -<br>Fabrication d'articles en matière<br>plastique, n.e.s.   | 1978         | 102,287 | 111,621 | 130,205 | 127,048 | 137,876 | 146,834 | 117,927 | 128,296 | 144,268 | 145,660 | 142,785 | 119,189 | 1,553,996 |       |
|   | 1979         | 135,007 | 143,713 | 163,247 | 162,289 | 179,839 | 187,301 | 149,052 | 170,443 | 176,552 | 187,803 | 169,818 | 136,680 | 1,961,744 |       |
|   | 1980         | 164,312 | 176,555 | 189,584 | 186,086 | 180,979 | 190,856 | 168,733 | 168,958 | 199,508 | 208,439 | 187,234 | 160,887 | 2,182,131 |       |
| Shipments - Livraisons  | 1981         | 160,371 | 186,504 | 213,683 | 211,490 | 219,172 | 235,764 | 204,361 | 202,805 | 231,461 | 220,546 | 208,337 | 166,149 | 2,460,643 |       |
| D 311677 03 165   | 1982         | 160,272 | 175,603 | 204,158 | 187,044 | 203,390 | 220,637 | 175,251 | 194,560 | 211,125 | 198,581 | 201,716 |         |           |       |
| Inventory owned - Total - Des stocks<br>possédés  | 1978         | 192,334 | 201,622 | 201,186 | 204,451 | 216,785 | 211,577 | 209,234 | 209,636 | 209,652 | 207,687 | 215,103 | 224,678 |           |       |
|   | 1979         | 247,228 | 260,673 | 274,186 | 276,819 | 283,733 | 284,536 | 288,263 | 283,862 | 281,386 | 288,541 | 294,124 | 309,382 |           |       |
|   | 1980         | 326,228 | 334,958 | 343,870 | 348,303 | 352,501 | 340,674 | 326,637 | 324,986 | 320,610 | 316,944 | 318,528 | 327,382 |           |       |
|   | 1981         | 336,529 | 339,536 | 342,804 | 349,503 | 355,620 | 349,266 | 353,564 | 357,874 | 363,007 | 370,084 | 362,126 | 360,764 |           |       |
| D 311719 03 165   | 1982         | 380,785 | 386,294 | 386,680 | 385,684 | 383,298 | 378,665 | 363,601 | 359,734 | 353,293 | 346,063 | 343,544 |         |           |       |
| <b>LEATHER INDUSTRIES - INDUSTRIE DU CUIR:</b>  |              |         |         |         |         |         |         |         |         |         |         |         |         |           |       |
| Shoe factories - Fabriques de chaussures:<br>Shipments - Livraisons   | 1978         | 27,883  | 36,636  | 37,473  | 31,064  | 35,604  | 40,998  | 36,703  | 47,165  | 46,486  | 44,166  | 44,234  | 33,104  | 461,516   |       |
|   | 1979         | 39,095  | 43,202  | 47,239  | 41,178  | 44,760  | 54,405  | 51,503  | 70,733  | 63,035  | 60,260  | 50,206  | 35,167  | 600,423   |       |
|   | 1980         | 44,380  | 50,580  | 45,738  | 41,928  | 39,056  | 50,034  | 57,290  | 68,211  | 70,808  | 62,795  | 49,648  | 38,262  | 618,730   |       |
|   | 1981         | 49,746  | 56,202  | 57,751  | 46,988  | 46,840  | 61,851  | 61,595  | 82,221  | 86,121  | 74,619  | 56,045  | 41,584  | 721,563   |       |
| D 311798 04 174   | 1982         | 46,924  | 54,076  | 54,608  | 36,248  | 33,844  | 45,693  | 62,335  | 81,276  | 86,280  | 62,472  | 47,253  |         |           |       |
| Inventory owned - Total - Des stocks<br>possédés  | 1978         | 83,711  | 84,738  | 86,556  | 93,255  | 101,298 | 111,260 | 110,780 | 94,919  | 94,664  | 92,358  | 98,349  | 105,858 |           |       |
|   | 1979         | 116,593 | 123,918 | 129,663 | 141,894 | 149,954 | 155,511 | 148,838 | 141,993 | 138,145 | 135,418 | 135,613 | 145,774 |           |       |
|   | 1980         | 146,566 | 141,652 | 149,377 | 156,039 | 162,523 | 169,457 | 156,219 | 132,149 | 118,985 | 116,512 | 122,100 | 139,495 |           |       |
|   | 1981         | 152,065 | 162,067 | 164,027 | 166,745 | 183,016 | 190,737 | 173,492 | 168,632 | 153,625 | 146,705 | 148,853 | 155,125 |           |       |
| D 311847 04 174   | 1982         | 168,754 | 164,018 | 162,788 | 169,331 | 183,462 | 191,086 | 179,522 | 161,528 | 143,363 | 134,641 | 141,542 |         |           |       |
| <b>TEXTILE INDUSTRIES - INDUSTRIE TEXTILE:</b>  |              |         |         |         |         |         |         |         |         |         |         |         |         |           |       |
| Colton yarn and cloth mills - Filature<br>et tissage du coton:<br>Shipments - Livraisons  | 1978         | 39,625  | 32,184  | 37,437  | 41,011  | 33,019  | 37,538  | 26,948  | 30,112  | 39,642  | 48,092  | 43,433  | 37,812  | 446,853   |       |
|   | 1979         | 65,295  | 44,813  | 45,281  | 53,707  | 44,533  | 52,313  | 27,920  | 39,111  | 56,198  | 61,086  | 51,395  | 47,479  | 589,131   |       |
|   | 1980         | 53,087  | 53,154  | 63,009  | 57,104  | 49,593  | 61,907  | 25,412  | 48,177  | 58,831  | 68,421  | 60,783  | 62,278  | 661,756   |       |
|   | 1981         | 60,142  | 60,957  | 70,282  | 66,784  | 60,168  | 81,020  | 31,537  | 49,171  | 59,959  | 71,244  | 62,446  | 65,103  | 738,812   |       |
| D 311937 05 181   | 1982         | 45,069  | 47,902  | 51,116  | 50,491  | 35,488  | 48,366  | 30,949  | 40,465  | 51,311  | 61,659  | 55,052  |         |           |       |
| New orders - Nouvelles commandes  | 1978         | 36,860  | 37,649  | 37,355  | 40,130  | 28,169  | 43,698  | 31,924  | 31,142  | 47,314  | 58,221  | 46,753  | 41,897  |           |       |
|   | 1979         | 63,233  | 51,845  | 52,637  | 49,055  | 37,796  | 44,608  | 39,706  | 34,588  | 68,383  | 61,149  | 56,286  | 43,975  |           |       |
|   | 1980         | 42,340  | 58,993  | 59,828  | 36,600  | 43,893  | 62,701  | 34,485  | 35,522  | 76,647  | 61,610  | 76,027  | 71,688  |           |       |
|   | 1981         | 57,843  | 73,198  | 74,253  | 45,219  | 56,956  | 69,769  | 48,082  | 47,090  | 60,344  | 60,822  | 57,709  | 70,387  |           |       |
| D 311958 05 181   | 1982         | 40,181  | 50,759  | 44,348  | 43,488  | 30,010  | 47,399  | 34,693  | 43,904  | 53,818  | 68,582  | 57,815  |         |           |       |
| Unfiled orders - Commandes en carnet  | 1978         | 60,324  | 65,789  | 65,707  | 64,876  | 59,976  | 66,136  | 71,112  | 72,142  | 79,814  | 89,943  | 93,263  | 97,343  |           |       |
|   | 1979         | 95,281  | 102,313 | 109,669 | 105,017 | 98,280  | 90,575  | 102,361 | 97,838  | 110,023 | 110,086 | 114,977 | 111,473 |           |       |
|   | 1980         | 100,726 | 106,565 | 103,384 | 87,880  | 77,180  | 77,974  | 87,047  | 74,392  | 92,208  | 85,397  | 100,641 | 110,051 |           |       |
|   | 1981         | 107,752 | 119,933 | 123,964 | 102,399 | 99,187  | 87,936  | 104,481 | 102,400 | 102,825 | 92,403  | 87,666  | 92,950  |           |       |
| D 311979 05 181   | 1982         | 88,062  | 90,919  | 84,151  | 77,148  | 71,670  | 70,703  | 74,447  | 77,886  | 80,393  | 87,316  | 90,079  |         |           |       |
| Inventory owned - Total - Des stocks<br>possédés  | 1978         | 83,211  | 84,120  | 84,368  | 85,247  | 84,575  | 85,021  | 85,842  | 87,675  | 87,734  | 86,142  | 86,580  | 85,765  |           |       |
|   | 1979         | 88,104  | 90,671  | 91,804  | 94,005  | 97,294  | 97,781  | 100,120 | 103,706 | 106,323 | 111,413 | 109,764 | 113,017 |           |       |
|   | 1980         | 120,094 | 118,787 | 120,783 | 119,159 | 118,684 | 116,546 | 122,101 | 123,833 | 127,757 | 126,474 | 125,879 | 125,630 |           |       |
|   | 1981         | 129,907 | 136,325 | 139,109 | 138,339 | 138,690 | 137,697 | 141,270 | 145,868 | 151,692 | 147,673 | 144,552 | 141,368 |           |       |
| D 312084 05 181   | 1982         | 140,759 | 141,564 | 140,381 | 134,901 | 129,759 | 123,754 | 122,340 | 122,539 | 122,382 | 121,353 | 123,031 |         |           |       |
| Raw materials - Matières premières  | 1978         | 17,200  | 17,227  | 18,012  | 18,136  | 18,104  | 18,518  | 19,515  | 19,354  | 18,959  | 18,418  | 20,067  | 19,791  |           |       |
|   | 1979         | 22,716  | 23,580  | 24,438  | 25,237  | 26,418  | 25,833  | 25,901  | 25,108  | 24,134  | 24,719  | 24,764  | 26,849  |           |       |
|   | 1980         | 31,182  | 28,798  | 29,607  | 29,578  | 29,206  | 28,185  | 29,392  | 30,694  | 31,255  | 31,023  | 29,788  | 30,035  |           |       |
|   | 1981         | 30,218  | 32,153  | 32,424  | 32,931  | 35,635  | 37,562  | 38,532  | 37,739  | 38,651  | 36,013  | 32,966  | 30,298  |           |       |
| D 312021 05 181   | 1982         | 28,647  | 27,865  | 27,083  | 25,776  | 24,919  | 24,837  | 24,465  | 24,011  | 23,504  | 22,666  | 23,030  |         |           |       |
| Goods in process - Produits en cours  | 1978         | 20,264  | 20,821  | 20,656  | 20,977  | 21,819  | 22,276  | 22,271  | 23,024  | 22,754  | 22,608  | 22,030  | 22,167  |           |       |
|   | 1979         | 22,174  | 22,831  | 23,711  | 23,628  | 24,222  | 24,141  | 24,681  | 25,030  | 25,625  | 29,352  | 26,735  | 27,422  |           |       |
|   | 1980         | 28,038  | 27,787  | 27,932  | 27,932  | 27,982  | 27,921  | 29,285  | 28,919  | 29,625  | 30,274  | 31,893  | 31,625  |           |       |
|   | 1981         | 31,642  | 31,148  | 31,116  | 32,063  | 31,698  | 31,385  | 30,356  | 31,295  | 31,653  | 31,116  | 31,819  | 31,870  |           |       |
| D 312042 05 181   | 1982         | 31,260  | 31,304  | 31,186  | 31,731  | 31,944  | 32,192  | 31,841  | 32,535  | 33,874  | 33,337  | 34,904  |         |           |       |
| Finished products - Produits finis  | 1978         | 45,747  | 46,072  | 45,700  | 46,134  | 44,652  | 44,227  | 44,056  | 45,297  | 46,021  | 45,116  | 44,483  | 43,807  |           |       |
|   | 1979         | 43,214  | 44,260  | 43,655  | 45,140  | 46,654  | 47,807  | 50,048  | 53,568  | 56,564  | 57,382  | 58,265  | 58,746  |           |       |
|   | 1980         | 60,874  | 62,202  | 63,244  | 61,649  | 61,496  | 60,440  | 62,914  | 64,220  | 66,877  | 65,177  | 64,198  | 63,970  |           |       |
|   | 1981         | 68,047  | 73,024  | 75,569  | 73,345  | 71,357  | 68,750  | 72,382  | 76,834  | 81,388  | 80,544  | 79,767  | 79,200  |           |       |
| D 312063 05 181   | 1982         | 80,852  | 82,395  | 82,112  | 77,394  | 72,896  | 66,725  | 66,034  | 65,993  | 65,004  | 65,350  | 65,097  |         |           |       |
| Wool yarn and cloth mills - Filature<br>et tissage de la laine:<br>Shipments - Livraisons   | 1978         | 14,861  | 15,367  | 17,821  | 16,102  | 16,517  | 18,630  | 11,093  | 14,675  | 16,553  | 16,552  | 17,358  | 16,468  | 191,997   |       |
|   | 1979         | 18,050  | 18,686  | 21,071  | 18,760  | 20,964  | 21,007  | 13,564  | 18,490  | 18,050  | 19,210  | 17,299  | 16,735  | 221,886   |       |
|   | 1980         | 18,433  | 17,912  | 22,734  | 20,470  | 20,570  | 21,060  | 14,687  | 18,874  | 21,149  | 20,424  | 19,287  | 19,813  | 235,413   |       |
|   | 1981         | 19,823  | 21,208  | 25,271  | 22,795  | 24,238  | 26,461  | 18,478  | 21,684  | 23,272  | 24,287  | 22,566  | 18,883  | 268,966   |       |
| D 311938 05 182   | 1982         | 21,298  | 20,860  | 26,402  | 23,788  | 23,161  | 21,562  | 15,741  | 16,553  | 20,534  | 18,568  | 19,466  |         |           |       |
| Inventory owned - Total - Des stocks<br>possédés  | 1978         | 48,935  | 51,823  | 52,579  | 54,927  | 53,995  | 52,297  | 53,846  | 54,896  | 56,539  | 56,263  | 56,096  | 56,322  |           |       |
|   | 1979         | 57,292  | 55,841  | 56,265  | 56,110  | 59,544  | 61,374  | 59,681  | 62,010  | 63,117  | 62,970  | 63,270  | 64,077  |           |       |
|   | 1980         | 64,478  | 63,303  | 63,267  | 56,397  | 55,420  | 54,660  | 54,066  | 58,622  | 59,109  | 58,628  | 57,595  | 59,329  |           |       |
|   | 1981         | 61,763  | 63,831  | 64,430  | 66,784  | 64,465  | 63,343  | 66,868  | 68,786  | 69,547  | 69,118  | 66,232  | 65,631  |           |       |
| D 312085 05 182   | 1982         | 64,257  | 67,328  | 68,534  | 69,720  | 68,057  | 67,768  | 68,675  | 67,222  | 67,195  | 65,877  | 64,805  |         |           |       |
| Man-made fibre, yarn and cloth mills -<br>Fabrication de fibres filés et<br>tissus artificiels et synthétiques:<br>Shipments - Livraisons | 1978         |         |         |         |         |         |         |         |         |         |         |         |         |           |       |

TABLE 6. Estimated Value of Shipments, Orders and Inventories in Selected Individual Industries

TABLEAU 6. Valeur estimative des livraisons, commandes et stocks de certaines industries particulières

| CIC 1970<br>CAE 1970  | Month - Mois |         |         |         |         |         |         |         |         |         |         |         | Total   |         |
|---|--------------|---------|---------|---------|---------|---------|---------|---------|---------|---------|---------|---------|---------|---------|
|   | Jan.         | Feb.    | March   | April   | May     | June    | July    | Aug.    | Sept.   | Oct.    | Nov.    | Dec.    |         |         |
|   | Janv.        | Fev.    | Mars    | Avril   | Mai     | Juin    | Juill.  | Août    | Sept.   | Oct.    | Nov.    | Dec.    |         |         |
| thousands of dollars - milliers de dollars  |              |         |         |         |         |         |         |         |         |         |         |         |         |         |
| Inventory owned - Total - Des stocks possédés   | 1978         | 157,034 | 157,432 | 170,393 | 172,332 | 171,548 | 167,935 | 167,776 | 167,822 | 159,967 | 153,561 | 150,394 | 147,059 | 1,959   |
|   | 1979         | 140,378 | 140,485 | 141,675 | 146,759 | 149,844 | 152,120 | 158,642 | 155,702 | 166,522 | 171,676 | 174,646 | 178,724 | 1,966   |
|   | 1980         | 191,756 | 195,742 | 199,162 | 201,124 | 206,514 | 201,580 | 202,846 | 201,075 | 205,330 | 203,716 | 199,969 | 197,556 | 1,966   |
|   | 1981         | 231,282 | 223,720 | 227,445 | 236,121 | 235,061 | 233,852 | 248,978 | 261,658 | 268,339 | 273,948 | 265,723 | 250,859 | 1,966   |
| D 312086  | 05 183       | 1982    | 255,604 | 255,174 | 254,084 | 244,248 | 240,374 | 233,769 | 224,501 | 226,780 | 221,830 | 215,738 | 213,992 | 1,966   |
| Cordage and twine industry - Corderie et ficellière (fabrication): Shipments - Livraisons                           | 1978         | 1,399   | 1,616   | 1,844   | 1,463   | 1,696   | 1,614   | 1,705   | 1,783   | 1,726   | 1,678   | 1,647   | 1,428   | 19,599  |
|   | 1979         | 2,138   | 2,072   | 2,620   | 3,092   | 2,762   | 3,557   | 2,663   | 2,293   | 2,377   | 2,510   | 2,363   | 1,988   | 30,435  |
|   | 1980         | 2,241   | 2,648   | 3,870   | 3,168   | 3,079   | 2,794   | 2,206   | 1,916   | 2,204   | 2,178   | 2,178   | 1,860   | 30,484  |
|   | 1981         | 2,653   | 2,750   | 3,270   | 3,001   | 3,499   | 2,983   | 2,827   | 2,302   | 2,302   | 2,230   | 2,041   | 1,571   | 31,473  |
| D 311942  | 05 184       | 1982    | 1,956   | 2,397   | 2,389   | 2,944   | 3,158   | 3,632   | 2,393   | 2,116   | 2,028   | 2,174   | 2,084   | 1,966   |
| Inventory owned - Total - Des stocks possédés   | 1978         | 5,867   | 5,737   | 5,503   | 5,719   | 5,499   | 5,487   | 5,347   | 5,197   | 5,140   | 5,166   | 4,950   | 4,704   | 1,966   |
|   | 1979         | 4,031   | 4,527   | 4,576   | 4,754   | 5,478   | 5,392   | 6,497   | 4,841   | 7,412   | 6,359   | 8,588   | 9,006   | 1,966   |
|   | 1980         | 6,897   | 7,362   | 7,680   | 7,843   | 7,743   | 7,609   | 7,491   | 7,742   | 8,063   | 8,527   | 8,790   | 8,790   | 1,966   |
|   | 1981         | 8,006   | 8,519   | 8,271   | 8,629   | 8,453   | 8,610   | 8,423   | 7,878   | 8,194   | 8,266   | 8,531   | 9,418   | 1,966   |
| D 312089  | 05 184       | 1982    | 9,078   | 8,765   | 8,872   | 8,421   | 7,914   | 7,194   | 6,972   | 6,676   | 7,002   | 7,056   | 6,876   | 1,966   |
| Carpet, mat and rug industry - Industrie des tapis, des carpettes et de la moquette: Shipments - Livraisons         | 1978         | 30,936  | 36,440  | 37,302  | 37,673  | 38,986  | 39,275  | 31,441  | 39,253  | 40,261  | 44,997  | 46,594  | 38,941  | 462,099 |
|   | 1979         | 35,747  | 40,061  | 42,065  | 39,983  | 48,338  | 47,893  | 38,575  | 46,141  | 52,258  | 56,385  | 53,774  | 40,234  | 541,454 |
|   | 1980         | 39,010  | 45,948  | 44,292  | 44,177  | 43,303  | 44,056  | 36,952  | 42,571  | 53,594  | 59,100  | 52,831  | 51,030  | 558,664 |
|   | 1981         | 42,326  | 51,986  | 58,376  | 65,975  | 61,003  | 57,479  | 53,568  | 49,373  | 54,425  | 57,868  | 46,147  | 40,595  | 637,321 |
| D 311946  | 05 186       | 1982    | 36,002  | 37,333  | 47,360  | 42,343  | 40,007  | 39,639  | 40,037  | 36,254  | 44,687  | 46,392  | 45,350  | 1,966   |
| Inventory owned - Total - Des stocks possédés   | 1978         | 98,561  | 99,897  | 99,446  | 99,640  | 99,103  | 97,592  | 91,835  | 93,164  | 90,351  | 89,140  | 92,039  | 94,028  | 1,966   |
|   | 1979         | 97,407  | 104,601 | 110,346 | 109,254 | 108,617 | 111,550 | 103,993 | 107,388 | 107,426 | 112,010 | 113,857 | 111,268 | 1,966   |
|   | 1980         | 115,490 | 119,181 | 116,851 | 115,790 | 113,507 | 111,632 | 102,277 | 105,664 | 105,478 | 101,280 | 106,155 | 104,829 | 1,966   |
|   | 1981         | 116,139 | 129,911 | 133,983 | 132,305 | 135,570 | 140,998 | 136,855 | 142,976 | 143,309 | 125,109 | 130,921 | 120,437 | 1,966   |
| D 312093  | 05 186       | 1982    | 125,276 | 129,575 | 133,117 | 127,292 | 124,789 | 123,162 | 114,565 | 109,152 | 102,634 | 98,200  | 100,403 | 1,966   |
| Cane and jute bags manufacturers - Fabricants de sacs de coton et de jute: Shipments - Livraisons                   | 1978         | 2,836   | 3,098   | 3,756   | 3,203   | 2,970   | 2,608   | 2,232   | 3,424   | 3,999   | 4,067   | 4,746   | 3,382   | 40,321  |
|   | 1979         | 3,788   | 3,877   | 3,731   | 3,800   | 3,921   | 3,432   | 3,715   | 4,454   | 4,457   | 5,239   | 4,251   | 49,000  |         |
|   | 1980         | 5,260   | 5,339   | 5,029   | 4,933   | 4,502   | 4,240   | 4,898   | 4,650   | 5,474   | 6,064   | 5,626   | 5,000   | 61,015  |
|   | 1981         | 5,044   | 5,855   | 6,427   | 5,808   | 5,399   | 5,527   | 4,672   | 5,385   | 5,495   | 5,258   | 5,091   | 5,238   | 65,199  |
| D 311948  | 05 1871      | 1982    | 4,549   | 5,575   | 5,605   | 5,011   | 4,401   | 5,963   | 3,651   | 4,715   | 5,451   | 4,678   | 5,051   | 1,966   |
| Inventory owned - Total - Des stocks possédés   | 1978         | 6,005   | 6,171   | 5,613   | 6,194   | 6,908   | 7,030   | 7,384   | 7,273   | 7,311   | 6,915   | 6,479   | 6,807   | 1,966   |
|   | 1979         | 5,908   | 6,755   | 6,507   | 6,517   | 6,945   | 9,227   | 9,489   | 9,557   | 9,927   | 9,872   | 8,841   | 8,254   | 1,966   |
|   | 1980         | 8,625   | 8,114   | 8,944   | 10,398  | 12,424  | 13,641  | 15,568  | 15,984  | 15,374  | 15,665  | 12,935  | 11,599  | 1,966   |
|   | 1981         | 11,482  | 11,447  | 10,813  | 10,433  | 12,020  | 10,766  | 10,058  | 9,050   | 8,181   | 9,453   | 9,220   | 9,242   | 1,966   |
| D 312095  | 05 1871      | 1982    | 9,803   | 8,606   | 8,861   | 8,069   | 8,165   | 8,532   | 9,467   | 8,566   | 9,215   | 9,108   | 8,532   | 1,966   |
| Canvas products manufacturers - Fabricants d'articles en grosse toile: Shipments - Livraisons                       | 1978         | 4,316   | 4,325   | 4,732   | 5,151   | 6,234   | 6,531   | 5,367   | 5,034   | 5,742   | 4,971   | 4,768   | 4,124   | 61,295  |
|   | 1979         | 5,543   | 5,837   | 6,556   | 7,171   | 8,588   | 9,164   | 7,769   | 6,862   | 6,782   | 6,633   | 6,144   | 4,949   | 81,998  |
|   | 1980         | 5,609   | 6,894   | 7,318   | 8,129   | 8,365   | 8,304   | 7,768   | 6,340   | 6,795   | 6,997   | 6,010   | 6,333   | 84,862  |
|   | 1981         | 6,040   | 6,563   | 7,907   | 8,642   | 9,643   | 9,827   | 8,212   | 6,836   | 8,613   | 8,491   | 6,999   | 5,937   | 93,710  |
| D 311949  | 05 1872      | 1982    | 5,613   | 7,115   | 9,392   | 9,032   | 10,022  | 9,720   | 8,343   | 7,135   | 6,754   | 6,407   | 5,789   | 1,966   |
| Inventory owned - Total - Des stocks possédés   | 1978         | 19,379  | 19,058  | 18,877  | 18,028  | 18,103  | 17,568  | 17,041  | 17,727  | 17,645  | 17,247  | 18,092  | 18,596  | 1,966   |
|   | 1979         | 27,693  | 26,847  | 27,134  | 25,622  | 23,888  | 22,912  | 29,109  | 21,485  | 20,756  | 20,040  | 21,372  | 20,542  | 1,966   |
|   | 1980         | 23,452  | 22,280  | 22,000  | 24,475  | 23,269  | 25,559  | 21,494  | 23,478  | 22,860  | 22,159  | 19,619  | 27,706  | 1,966   |
|   | 1981         | 28,356  | 26,806  | 28,124  | 27,644  | 26,731  | 24,763  | 21,622  | 24,836  | 23,368  | 26,146  | 25,597  | 24,663  | 1,966   |
| D 312096  | 05 1872      | 1982    | 26,227  | 27,685  | 30,241  | 28,983  | 26,281  | 25,558  | 23,648  | 24,500  | 25,026  | 25,092  | 20,708  | 1,966   |
| <b>KNITTING MILLS - BONNETERIE:</b>   |              |         |         |         |         |         |         |         |         |         |         |         |         |         |
| Hosiery mills - Industrie des bas et chaussettes: Shipments - Livraisons  | 1978         | 10,078  | 10,777  | 11,021  | 9,615   | 10,132  | 10,573  | 10,597  | 11,587  | 12,499  | 12,542  | 12,952  | 9,841   | 132,214 |
|   | 1979         | 10,737  | 10,369  | 12,072  | 10,404  | 13,019  | 13,487  | 14,947  | 14,808  | 14,862  | 14,565  | 14,629  | 12,948  | 156,847 |
|   | 1980         | 14,807  | 15,122  | 14,443  | 13,624  | 13,732  | 17,106  | 17,177  | 16,129  | 19,221  | 19,160  | 17,995  | 13,551  | 192,067 |
|   | 1981         | 15,572  | 16,900  | 16,994  | 13,953  | 14,030  | 18,408  | 17,435  | 16,192  | 20,091  | 20,303  | 18,224  | 12,881  | 201,983 |
| D 312301  | 06 231       | 1982    | 17,316  | 18,394  | 18,810  | 14,662  | 14,492  | 18,928  | 18,574  | 17,967  | 21,687  | 20,377  | 21,204  | 1,966   |
| Inventory owned - Total - Des stocks possédés   | 1978         | 25,191  | 25,206  | 24,939  | 26,614  | 27,288  | 28,470  | 26,358  | 26,158  | 26,030  | 25,921  | 25,831  | 27,168  | 1,966   |
|   | 1979         | 29,608  | 30,410  | 29,761  | 31,343  | 32,317  | 33,816  | 32,511  | 33,047  | 32,863  | 33,871  | 34,355  | 35,290  | 1,966   |
|   | 1980         | 35,008  | 35,736  | 36,390  | 38,378  | 39,289  | 43,032  | 40,030  | 38,911  | 37,799  | 39,222  | 37,961  | 39,325  | 1,966   |
|   | 1981         | 42,938  | 45,092  | 46,319  | 50,438  | 49,681  | 53,426  | 46,860  | 47,317  | 46,401  | 44,807  | 43,204  | 44,516  | 1,966   |
| D 312336  | 06 231       | 1982    | 44,700  | 43,499  | 41,791  | 42,794  | 45,055  | 45,046  | 42,383  | 43,210  | 42,587  | 42,987  | 43,127  | 1,966   |
| Knitting mills (except hosiery mills) - Bonneterie (sauf fabrication de bas et chaussettes): Shipments - Livraisons | 1978         | 40,143  | 46,807  | 49,346  | 41,336  | 43,206  | 55,246  | 45,834  | 55,242  | 55,402  | 56,033  | 53,471  | 37,518  | 579,584 |
|   | 1979         | 45,662  | 50,328  | 56,775  | 49,438  | 50,585  | 64,384  | 53,287  | 65,144  | 64,748  | 67,336  | 64,644  | 40,863  | 673,194 |
|   | 1980         | 52,955  | 58,331  | 60,943  | 53,812  | 54,666  | 70,654  | 63,546  | 68,687  | 75,899  | 76,236  | 70,085  | 52,005  | 757,819 |
|   | 1981         | 54,427  | 59,924  | 66,336  | 61,755  | 61,590  | 72,608  | 62,358  | 74,008  | 76,960  | 73,902  | 68,077  | 44,876  | 776,821 |
| D 312302  | 06 239       | 1982    | 48,561  | 52,152  | 61,252  | 51,111  | 51,892  | 66,825  | 56,290  | 57,572  | 72,549  | 70,747  | 1,966   |         |
| Inventory owned - Total - Des stocks possédés   | 1978         | 107,076 | 107,429 | 111,640 | 116,200 | 119,987 | 121,453 | 119,982 | 118,683 | 113,439 | 116,855 | 112,037 | 118,816 | 1,966   |
|   | 1979         | 116,766 | 124,628 | 131,738 | 134,823 | 148,238 | 154,423 | 153,829 | 153,312 | 144,862 | 145,060 | 142,207 | 147,023 | 1,966   |
|   | 1980         | 151,613 | 155,473 | 158,713 | 167,249 | 172,259 | 172,805 | 167,835 | 166,929 | 160,590 | 162,061 | 160,993 | 157,438 | 1,966   |
|   | 1981         | 162,740 | 160,780 | 166,208 | 168,934 | 175,240 | 176,841 | 172,350 | 172,350 | 166,338 | 166,656 | 162,250 | 161,559 | 1,966   |
| D 312337  | 06 239       | 1982    | 157,176 | 158,992 | 162,572 | 168,954 | 173,846 | 178,220 | 188,222 | 188,222 | 198,389 | 192,986 | 181,986 | 1,966   |



TABLE 6. Estimated Value of Shipments, Orders and Inventories in Selected Individual Industries

TABLEAU 6. Valeur estimative des livraisons, commandes et stocks de certaines industries particulières

| SIC 1970   | CAE 1970 | Month - Mois                               |             |               |                |            |             |                |             |         |         |         |         | Total     |           |
|--|----------|--|-------------|---------------|----------------|------------|-------------|----------------|-------------|---------|---------|---------|---------|-----------|-----------|
|  |          | Jan<br>Janv.                               | Feb<br>Fév. | March<br>Mars | April<br>Avril | May<br>Mai | June<br>Jun | July<br>Juill. | Aug<br>Août | Sept    | Oct     | Nov     | Déc.    |           |           |
|  |          | thousands of dollars - milliers de dollars |             |               |                |            |             |                |             |         |         |         |         |           |           |
| <b>CLOTHING INDUSTRIES - INDUSTRIE DE L'HABILLEMENT:</b>   |          |  |             |               |                |            |             |                |             |         |         |         |         |           |           |
| Men's clothing industries - Industrie des vêtements pour hommes                                  |          | 1978                                       | 90.076      | 102.255       | 112.644        | 91.685     | 80.181      | 100.344        | 99.180      | 126.458 | 135.808 | 130.992 | 119.669 | 85.337    | 1.274.629 |
| Shipments - Livraisons   |          | 1979                                       | 109.338     | 126.604       | 140.477        | 108.746    | 100.611     | 122.432        | 119.711     | 156.634 | 158.198 | 152.579 | 119.144 | 85.203    | 1.499.677 |
| D 312409 07 243  |          | 1980                                       | 124.617     | 146.081       | 145.849        | 114.457    | 103.929     | 128.733        | 133.286     | 160.910 | 172.060 | 161.949 | 129.954 | 104.195   | 1.626.020 |
|  |          | 1981                                       | 121.682     | 146.316       | 155.486        | 123.538    | 109.124     | 146.256        | 138.729     | 164.870 | 177.600 | 173.300 | 140.689 | 106.151   | 1.703.743 |
|  |          | 1982                                       | 122.157     | 150.601       | 151.695        | 114.300    | 97.335      | 126.607        | 126.497     | 153.735 | 162.028 | 139.587 | 134.425 |           |           |
| Inventory owned - Total - Des stocks possédés  |          | 1978                                       | 232.097     | 248.076       | 263.009        | 268.017    | 298.439     | 304.537        | 293.524     | 275.689 | 264.479 | 252.028 | 274.001 | 272.239   | ***       |
|  |          | 1979                                       | 279.086     | 287.909       | 289.044        | 311.880    | 353.899     | 392.994        | 350.303     | 343.098 | 335.452 | 322.442 | 337.047 | 357.317   | ***       |
|  |          | 1980                                       | 357.507     | 359.246       | 367.417        | 384.530    | 411.318     | 421.821        | 381.318     | 360.957 | 349.053 | 350.314 | 354.807 | 350.546   | ***       |
|  |          | 1981                                       | 378.928     | 376.205       | 391.361        | 396.401    | 427.695     | 434.532        | 423.797     | 423.924 | 407.781 | 393.872 | 393.467 | 391.382   | ***       |
| D 312506 07 243  |          | 1982                                       | 403.906     | 385.578       | 384.198        | 391.451    | 415.367     | 405.283        | 395.281     | 383.311 | 347.855 | 339.556 | 342.204 |           |           |
| Women's clothing industries - Industrie des vêtements pour dames                                 |          | 1978                                       | 85.325      | 100.557       | 107.416        | 88.442     | 82.388      | 96.699         | 94.594      | 125.106 | 131.692 | 128.188 | 124.469 | 74.773    | 1.239.649 |
| Shipments - Livraisons   |          | 1979                                       | 112.750     | 132.204       | 137.120        | 104.017    | 97.041      | 118.758        | 120.045     | 156.583 | 147.221 | 145.780 | 115.396 | 68.695    | 1.455.610 |
| D 312412 07 244  |          | 1980                                       | 115.281     | 134.500       | 130.023        | 106.932    | 92.976      | 114.916        | 137.501     | 145.332 | 155.638 | 140.986 | 119.687 | 83.466    | 1.477.238 |
|  |          | 1981                                       | 114.839     | 137.058       | 141.446        | 116.892    | 97.224      | 123.052        | 122.239     | 159.679 | 163.325 | 147.599 | 121.379 | 80.086    | 1.524.818 |
|  |          | 1982                                       | 116.000     | 139.399       | 133.855        | 104.741    | 96.859      | 106.283        | 113.804     | 153.110 | 139.925 | 131.002 | 124.256 |           |           |
| Inventory owned - Total - Des stocks possédés  |          | 1978                                       | 157.888     | 166.958       | 173.801        | 184.977    | 193.198     | 202.719        | 198.594     | 187.573 | 180.168 | 169.474 | 168.755 | 180.712   | ***       |
|  |          | 1979                                       | 178.815     | 193.161       | 209.464        | 222.071    | 234.909     | 250.280        | 246.049     | 234.820 | 221.584 | 222.320 | 236.064 | 243.677   | ***       |
|  |          | 1980                                       | 248.459     | 237.989       | 244.007        | 258.797    | 278.654     | 270.678        | 248.218     | 228.615 | 211.832 | 203.336 | 220.890 | 221.519   | ***       |
|  |          | 1981                                       | 232.405     | 238.774       | 234.975        | 251.508    | 280.120     | 279.591        | 267.577     | 252.830 | 241.619 | 239.640 | 231.132 | 245.445   | ***       |
| D 312509 07 244  |          | 1982                                       | 251.260     | 243.140       | 236.548        | 240.263    | 252.317     | 258.168        | 252.053     | 238.859 | 229.696 | 234.903 | 230.094 |           |           |
| Children's clothing industry - Industrie des vêtements pour enfants                              |          | 1978                                       | 18.457      | 16.765        | 16.496         | 14.736     | 14.236      | 22.974         | 19.839      | 22.595  | 21.301  | 19.131  | 19.152  | 11.980    | 217.662   |
| Shipments - Livraisons   |          | 1979                                       | 22.152      | 22.938        | 22.050         | 15.045     | 17.054      | 29.098         | 27.952      | 28.036  | 25.827  | 24.763  | 15.192  | 13.910    | 264.017   |
| D 312415 07 245  |          | 1980                                       | 24.871      | 25.246        | 20.273         | 13.420     | 15.825      | 30.282         | 34.282      | 30.465  | 31.236  | 27.386  | 20.005  | 12.979    | 286.270   |
|  |          | 1981                                       | 25.784      | 28.507        | 25.629         | 18.792     | 17.233      | 31.852         | 31.736      | 33.709  | 32.053  | 27.576  | 19.102  | 15.137    | 307.110   |
|  |          | 1982                                       | 26.272      | 25.732        | 25.453         | 15.345     | 14.536      | 27.916         | 31.671      | 35.271  | 31.838  | 26.235  | 19.513  |           |           |
| Inventory owned - Total - Des stocks possédés  |          | 1978                                       | 37.024      | 36.420        | 39.286         | 40.633     | 44.912      | 41.108         | 36.904      | 34.444  | 33.886  | 36.681  | 43.486  | 46.374    | ***       |
|  |          | 1979                                       | 49.991      | 50.715        | 54.163         | 56.417     | 62.857      | 59.062         | 51.846      | 52.659  | 51.380  | 56.364  | 63.524  | 59.658    | ***       |
|  |          | 1980                                       | 58.810      | 59.098        | 57.718         | 63.451     | 63.383      | 62.810         | 53.234      | 52.625  | 51.286  | 51.354  | 56.908  | 57.678    | ***       |
|  |          | 1981                                       | 59.476      | 60.012        | 64.053         | 63.602     | 65.663      | 64.272         | 58.821      | 54.240  | 54.510  | 59.562  | 59.583  | 62.748    | ***       |
| D 312512 07 245  |          | 1982                                       | 57.555      | 55.524        | 54.448         | 55.809     | 58.368      | 56.064         | 50.062      | 49.204  | 44.941  | 43.736  | 46.443  |           |           |
| Foundation Garment industry - Industrie des corsets et soutiens-gorge                            |          | 1978                                       | 5.663       | 7.135         | 8.442          | 8.453      | 7.416       | 8.052          | 5.720       | 6.710   | 7.489   | 8.043   | 7.755   | 6.885     | 87.768    |
| Shipments - Livraisons   |          | 1979                                       | 7.201       | 7.525         | 8.871          | 7.977      | 8.520       | 8.870          | 7.107       | 7.879   | 8.651   | 10.039  | 8.824   | 4.790     | 96.249    |
| D 312417 07 248  |          | 1980                                       | 6.820       | 8.262         | 8.630          | 9.982      | 9.965       | 8.736          | 7.065       | 8.505   | 8.898   | 10.254  | 9.928   | 6.991     | 104.036   |
|  |          | 1981                                       | 7.409       | 10.206        | 10.777         | 10.159     | 9.449       | 11.894         | 7.605       | 8.980   | 10.222  | 10.608  | 8.338   | 6.023     | 111.670   |
|  |          | 1982                                       | 6.701       | 9.078         | 10.565         | 8.663      | 8.823       | 10.321         | 6.819       | 8.341   | 9.677   | 10.522  | 10.575  |           |           |
| Inventory owned - Total - Des stocks possédés  |          | 1978                                       | 20.576      | 20.002        | 19.426         | 18.745     | 18.282      | 18.662         | 18.541      | 18.603  | 19.478  | 18.844  | 19.203  | 21.356    | ***       |
|  |          | 1979                                       | 22.090      | 22.725        | 24.116         | 24.393     | 24.793      | 25.603         | 24.092      | 25.099  | 24.539  | 24.633  | 24.237  | 25.679    | ***       |
|  |          | 1980                                       | 25.760      | 25.709        | 25.399         | 25.404     | 22.801      | 24.605         | 21.700      | 22.991  | 22.140  | 22.877  | 25.032  | 25.167    | ***       |
|  |          | 1981                                       | 27.107      | 29.027        | 29.685         | 30.171     | 33.090      | 31.512         | 31.881      | 33.281  | 33.467  | 33.261  | 32.205  | 32.287    | ***       |
| D 312514 07 248  |          | 1982                                       | 33.914      | 31.912        | 31.059         | 31.614     | 29.147      | 28.630         | 25.366      | 24.203  | 24.154  | 23.495  | 22.156  |           |           |
| <b>WOOD INDUSTRIES - INDUSTRIE DU BOIS:</b>  |          |  |             |               |                |            |             |                |             |         |         |         |         |           |           |
| Sawmills, planing mills and shingle mills - Scieries, ateliers de rabotage et usines de bardeaux |          | 1978                                       | 336.078     | 325.180       | 404.324        | 395.116    | 431.129     | 444.502        | 386.426     | 432.372 | 418.712 | 446.454 | 428.920 | 398.810   | 4.848.023 |
| Shipments - Livraisons   |          | 1979                                       | 441.055     | 416.069       | 509.109        | 500.209    | 544.156     | 529.813        | 469.682     | 530.297 | 505.090 | 538.347 | 479.007 | 367.795   | 5.830.629 |
| D 312659 08 251  |          | 1980                                       | 462.251     | 504.587       | 489.251        | 437.646    | 550.022     | 458.217        | 440.534     | 425.090 | 451.041 | 481.635 | 427.604 | 401.194   | 5.429.072 |
|  |          | 1981                                       | 440.791     | 463.855       | 533.034        | 559.277    | 532.772     | 585.428        | 353.902     | 465.065 | 390.331 | 406.755 | 377.938 | 358.168   | 5.269.856 |
|  |          | 1982                                       | 322.883     | 344.230       | 439.068        | 380.435    | 412.620     | 459.411        | 350.985     | 376.010 | 385.804 | 380.908 | 393.715 |           |           |
| Inventory owned - Total - Des stocks possédés  |          | 1978                                       | 615.409     | 675.821       | 677.049        | 642.486    | 593.123     | 586.803        | 579.972     | 590.107 | 601.764 | 617.210 | 660.785 | 672.889   | ***       |
|  |          | 1979                                       | 692.375     | 767.311       | 819.968        | 763.834    | 731.832     | 735.229        | 721.177     | 753.038 | 827.704 | 898.257 | 938.689 | 954.335   | ***       |
|  |          | 1980                                       | 1,013,686   | 1,058,714     | 1,053,309      | 983,685    | 905,210     | 857,028        | 872,042     | 906,877 | 945,289 | 960,035 | 989,791 | 1,018,280 | ***       |
|  |          | 1981                                       | 1,045,226   | 1,066,676     | 1,069,155      | 951,828    | 887,209     | 829,382        | 855,782     | 860,725 | 859,168 | 906,152 | 882,481 | 909,096   | ***       |
| D 312778 08 251  |          | 1982                                       | 950,727     | 1,012,545     | 995,783        | 920,098    | 856,517     | 815,393        | 794,610     | 753,953 | 776,451 | 807,526 | 784,719 |           |           |
| Veneer and Plywood mills - Fabriques de placages et de contre-plaques                            |          | 1978                                       | 60.273      | 62.512        | 70.223         | 71.152     | 74.332      | 72.488         | 64.673      | 67.440  | 74.428  | 80.599  | 76.908  | 69.424    | 844.452   |
| Shipments - Livraisons   |          | 1979                                       | 83.658      | 76.491        | 85.479         | 86.273     | 81.099      | 82.310         | 65.837      | 69.982  | 69.642  | 71.482  | 60.017  | 55.675    | 887.945   |
| D 312662 08 252  |          | 1980                                       | 68.157      | 74.684        | 77.685         | 69.623     | 62.749      | 68.000         | 67.302      | 58.576  | 72.329  | 73.527  | 72.707  | 74.428    | 839.767   |
|  |          | 1981                                       | 73.855      | 75.960        | 91.051         | 92.030     | 88.098      | 98.278         | 57.176      | 47.929  | 67.865  | 68.512  | 60.093  | 62.910    | 878.757   |
|  |          | 1982                                       | 58.105      | 58.904        | 70.426         | 62.805     | 60.485      | 62.625         | 53.804      | 54.064  | 58.789  | 58.307  | 63.405  |           |           |
| Inventory owned - Total - Des stocks possédés  |          | 1978                                       | 79.803      | 80.988        | 81.561         | 81.387     | 81.455      | 80.730         | 79.226      | 78.165  | 81.219  | 80.343  | 85.472  | 83.631    | ***       |
|  |          | 1979                                       | 81.776      | 85.717        | 93.091         | 95.062     | 101.291     | 101.886        | 98.436      | 96.513  | 97.353  | 100.496 | 106.322 | 105.393   | ***       |
|  |          | 1980                                       | 106.188     | 104.634       | 114.831        | 117.216    | 115.639     | 113.546        | 109.025     | 108.745 | 110.139 | 110.098 | 108.548 | 110.929   | ***       |
|  |          | 1981                                       | 116.325     | 118.525       | 124.028        | 124.370    | 126.568     | 119.826        | 120.009     | 119.651 | 128.684 | 127.401 | 121.907 | 127.760   | ***       |
| D 312781 08 252  |          | 1982                                       | 138.090     | 138.992       | 134.660        | 135.145    | 132.462     | 125.730        | 118.779     | 118.557 | 113.228 | 114.722 | 112.247 |           |           |
| Sash, door and other millwork plants - Industrie des portes, châssis et autres bois ouvrés       |          | 1978                                       | 73.141      | 77.528        | 91.587         | 96.300     | 117.187     | 124.618        | 108.423     | 129.009 | 125.269 | 121.964 | 115.854 | 85.898    | 1.266.778 |
| Shipments - Livraisons   |          | 1979                                       | 81.945      | 90.722        | 99.545         | 104.381    | 132.284     | 142.374        | 134.952     | 144.623 | 140.324 | 142.972 | 128.967 | 94.534    | 1.438.123 |
| D 312663 08 254  |          | 1980                                       | 93.860      | 102.827       | 106.593        | 107.268    | 119.342     | 125.998        | 124.591     | 130.152 | 137.6   |         |         |           |           |

TABLE 6. Estimated Value of Shipments, Orders and Inventories in Selected Individual Industries

TABLEAU 6. Valeur estimative des livraisons, commandes et stocks de certaines industries particulières

| CIC 1980  | CIC 1970 | Month - Mois |            |               |                |            |             |               |             |           |           |           |           | Total      |
|---|----------|--------------|------------|---------------|----------------|------------|-------------|---------------|-------------|-----------|-----------|-----------|-----------|------------|
|   |          | Jan<br>Janv  | Feb<br>Fév | March<br>Mars | April<br>Avril | May<br>Mai | June<br>Jun | July<br>Juill | Aug<br>Août | Sept      | Oct       | Nov       | Dec       |            |
| thousands of dollars - milliers de dollars  |          |              |            |               |                |            |             |               |             |           |           |           |           |            |
| <b>FURNITURE AND FIXTURE INDUSTRIES - INDUSTRIE DU MEUBLE ET DES ARTICLES D'AMEUBLEMENT:</b>    |          |              |            |               |                |            |             |               |             |           |           |           |           |            |
| Household furniture manufacturers - Industrie des meubles de maison                             | 1978     | 66,087       | 101,571    | 81,367        | 74,612         | 78,613     | 79,858      | 55,188        | 72,957      | 85,370    | 87,038    | 89,355    | 76,249    | 948,265    |
| Shipments - Livraisons  | 1979     | 86,523       | 89,404     | 105,100       | 97,049         | 101,515    | 101,294     | 73,181        | 90,564      | 105,103   | 111,768   | 113,054   | 85,772    | 1,160,327  |
|   | 1980     | 93,776       | 102,353    | 106,017       | 102,695        | 105,343    | 104,891     | 83,626        | 91,776      | 115,560   | 122,152   | 118,928   | 108,103   | 1,255,220  |
|   | 1981     | 101,629      | 117,041    | 133,171       | 121,922        | 130,242    | 135,117     | 101,735       | 114,445     | 142,156   | 125,267   | 113,505   | 92,923    | 1,429,153  |
| D 312959 09 261   | 1982     | 78,154       | 94,080     | 112,380       | 102,940        | 98,037     | 100,377     | 72,326        | 92,474      | 108,298   | 109,851   | 117,756   |           |            |
| Inventory owned - Total - Des stocks possédés   | 1978     | 163,832      | 165,013    | 171,689       | 169,100        | 171,085    | 172,542     | 168,985       | 168,378     | 173,730   | 175,461   | 177,201   | 180,499   |            |
|   | 1979     | 181,335      | 190,184    | 204,856       | 208,808        | 220,022    | 226,210     | 227,347       | 227,512     | 224,987   | 222,330   | 220,440   | 220,970   |            |
|   | 1980     | 213,295      | 219,232    | 235,803       | 237,378        | 240,388    | 237,481     | 229,470       | 229,235     | 229,474   | 226,282   | 227,712   | 220,214   |            |
|   | 1981     | 218,827      | 229,868    | 241,904       | 242,785        | 256,599    | 258,896     | 254,463       | 255,817     | 257,109   | 265,383   | 271,168   | 263,549   |            |
| D 312994 09 261   | 1982     | 263,138      | 262,622    | 251,847       | 246,487        | 244,874    | 235,386     | 220,924       | 228,790     | 219,877   | 217,474   | 219,831   |           |            |
| Office furniture manufacturers - Industrie des meubles de bureau                                | 1978     | 17,240       | 19,053     | 22,185        | 20,045         | 20,112     | 20,495      | 15,100        | 20,070      | 24,145    | 21,894    | 23,476    | 22,938    | 246,753    |
| Shipments - Livraisons  | 1979     | 23,558       | 24,396     | 26,856        | 24,587         | 26,344     | 27,376      | 22,493        | 24,456      | 28,193    | 28,481    | 27,012    | 26,238    | 309,990    |
|   | 1980     | 28,060       | 30,581     | 34,707        | 32,837         | 32,556     | 35,054      | 29,524        | 27,033      | 36,342    | 37,334    | 34,538    | 34,312    | 392,878    |
|   | 1981     | 34,115       | 37,830     | 43,005        | 40,841         | 40,133     | 46,391      | 35,160        | 35,802      | 45,605    | 42,228    | 43,321    | 42,984    | 487,415    |
| D 312960 09 264   | 1982     | 36,820       | 40,292     | 41,833        | 35,210         | 32,222     | 36,657      | 25,921        | 27,234      | 31,561    | 27,212    | 28,911    |           |            |
| Inventory owned - Total - Des stocks possédés   | 1978     | 43,890       | 45,295     | 46,902        | 44,985         | 45,465     | 44,793      | 44,172        | 46,265      | 46,594    | 47,108    | 49,928    | 51,095    |            |
|   | 1979     | 52,304       | 53,394     | 53,527        | 56,158         | 58,887     | 59,194      | 56,204        | 59,073      | 58,809    | 60,157    | 59,506    | 58,474    |            |
|   | 1980     | 60,109       | 60,323     | 61,944        | 62,072         | 62,475     | 63,407      | 61,293        | 62,633      | 65,548    | 63,384    | 65,640    | 67,166    |            |
|   | 1981     | 66,607       | 67,736     | 72,040        | 70,029         | 71,419     | 72,819      | 71,753        | 75,688      | 79,929    | 82,802    | 84,141    | 83,627    |            |
| D 312995 09 264   | 1982     | 85,394       | 86,057     | 89,137        | 84,908         | 83,626     | 83,128      | 80,416        | 79,405      | 76,134    | 75,913    | 75,213    |           |            |
| <b>PAPER AND ALLIED INDUSTRIES - INDUSTRIE DU PAPIER ET ACTIVITES ANNEXES:</b>                  |          |              |            |               |                |            |             |               |             |           |           |           |           |            |
| Pulp and paper mills - Usines de pâtes et papiers   | 1978     | 539,802      | 538,514    | 625,687       | 610,292        | 659,668    | 680,014     | 611,826       | 643,730     | 655,506   | 718,985   | 686,297   | 678,645   | 7,648,966  |
| Shipments - Livraisons  | 1979     | 705,265      | 677,709    | 783,035       | 768,934        | 789,650    | 767,130     | 738,283       | 805,812     | 738,827   | 865,843   | 842,667   | 799,249   | 9,282,404  |
|   | 1980     | 845,396      | 881,739    | 989,147       | 941,271        | 939,471    | 951,654     | 825,411       | 876,619     | 913,697   | 940,984   | 902,498   | 899,661   | 10,907,548 |
|   | 1981     | 895,245      | 899,588    | 1,011,095     | 992,310        | 1,002,055  | 1,107,222   | 896,755       | 801,549     | 912,537   | 1,042,362 | 978,780   | 995,718   | 11,535,216 |
| D 313067 10 271   | 1982     | 886,652      | 945,439    | 1,027,228     | 946,782        | 919,637    | 906,545     | 827,439       | 846,279     | 828,482   | 839,331   | 818,929   |           |            |
| Inventory owned - Total - Des stocks possédés   | 1978     | 909,028      | 961,874    | 893,775       | 865,721        | 812,264    | 793,946     | 813,788       | 822,817     | 818,757   | 817,818   | 822,356   | 829,605   |            |
|   | 1979     | 848,567      | 852,708    | 842,430       | 801,418        | 763,658    | 828,531     | 860,973       | 879,013     | 928,626   | 940,879   | 951,327   | 966,772   |            |
|   | 1980     | 991,232      | 1,028,360  | 1,035,099     | 999,377        | 998,825    | 972,629     | 1,028,852     | 1,072,108   | 1,066,567 | 1,141,199 | 1,134,998 | 1,150,613 |            |
|   | 1981     | 1,181,795    | 1,220,351  | 1,213,998     | 1,186,749      | 1,182,325  | 1,172,728   | 1,191,057     | 1,234,048   | 1,301,053 | 1,380,070 | 1,427,722 | 1,443,643 |            |
| D 313122 10 271   | 1982     | 1,507,346    | 1,581,557  | 1,617,159     | 1,561,706      | 1,548,806  | 1,588,186   | 1,583,624     | 1,590,629   | 1,567,483 | 1,604,553 | 1,583,654 |           |            |
| Asphalt roofing manufacturers - Fabricants de papier de couverture asphalté                     | 1978     | 12,381       | 14,711     | 17,888        | 17,088         | 18,041     | 15,859      | 13,038        | 15,927      | 14,954    | 15,298    | 13,096    | 11,013    | 179,294    |
| Shipments - Livraisons  | 1979     | 14,210       | 15,264     | 18,412        | 15,063         | 16,348     | 17,820      | 16,630        | 19,037      | 20,219    | 20,644    | 16,716    | 16,727    | 209,090    |
|   | 1980     | 21,631       | 25,179     | 24,050        | 20,119         | 17,254     | 17,009      | 19,323        | 21,079      | 22,369    | 21,705    | 16,958    | 17,265    | 243,941    |
|   | 1981     | 18,576       | 23,457     | 23,948        | 21,767         | 21,901     | 23,349      | 22,843        | 21,898      | 25,849    | 21,831    | 16,589    | 13,677    | 255,685    |
| D 313068 10 272   | 1982     | 10,750       | 15,813     | 21,345        | 18,549         | 19,955     | 22,811      | 19,411        | 23,891      | 25,543    | 21,758    | 16,127    |           |            |
| Inventory owned - Total - Des stocks possédés   | 1978     | 14,308       | 14,788     | 13,521        | 14,231         | 12,783     | 12,498      | 13,557        | 12,427      | 11,742    | 11,528    | 13,152    | 12,993    |            |
|   | 1979     | 16,328       | 16,268     | 15,724        | 16,115         | 18,401     | 17,137      | 17,452        | 16,853      | 15,902    | 17,968    | 19,664    | 20,747    |            |
|   | 1980     | 20,730       | 18,249     | 19,039        | 21,797         | 22,435     | 24,385      | 22,004        | 22,720      | 22,456    | 22,833    | 24,025    | 23,701    |            |
|   | 1981     | 24,185       | 23,358     | 23,448        | 24,865         | 24,062     | 25,049      | 27,140        | 20,661      | 20,575    | 22,510    | 21,497    | 20,567    |            |
| D 313123 10 272   | 1982     | 27,426       | 28,026     | 24,483        | 24,694         | 23,086     | 25,491      | 24,278        | 22,301      | 20,671    | 20,834    | 22,291    |           |            |
| Folding carton and set-up box manufacturers - Fabricants de cartons plants et de boîtes montées | 1978     | 28,593       | 29,415     | 32,272        | 33,133         | 35,440     | 35,707      | 28,333        | 35,407      | 37,173    | 34,654    | 38,748    | 28,901    | 397,776    |
| Shipments - Livraisons  | 1979     | 33,349       | 32,323     | 38,257        | 35,824         | 36,919     | 33,325      | 28,475        | 33,056      | 34,999    | 40,129    | 39,998    | 36,659    | 423,313    |
|   | 1980     | 40,681       | 40,644     | 40,261        | 44,083         | 42,963     | 42,314      | 33,470        | 39,095      | 41,400    | 43,705    | 40,896    | 36,537    | 486,049    |
|   | 1981     | 39,530       | 40,993     | 44,573        | 42,819         | 41,885     | 45,441      | 37,311        | 44,187      | 47,855    | 47,253    | 48,803    | 42,850    | 523,495    |
| D 313070 10 2731  | 1982     | 39,210       | 41,023     | 48,310        | 42,071         | 41,630     | 46,567      | 37,322        | 46,739      | 52,575    | 47,266    | 49,981    |           |            |
| Inventory owned - Total - Des stocks possédés   | 1978     | 66,120       | 64,676     | 66,568        | 73,024         | 71,688     | 71,367      | 73,598        | 70,171      | 70,348    | 70,397    | 68,289    | 71,292    |            |
|   | 1979     | 76,910       | 72,098     | 78,797        | 76,273         | 75,162     | 74,572      | 77,508        | 81,470      | 84,248    | 79,079    | 82,731    | 88,284    |            |
|   | 1980     | 100,100      | 91,236     | 93,121        | 94,127         | 94,602     | 95,209      | 98,507        | 94,018      | 92,034    | 92,503    | 89,733    | 89,696    |            |
|   | 1981     | 90,279       | 95,357     | 98,202        | 96,715         | 98,255     | 100,158     | 101,721       | 106,656     | 102,390   | 101,786   | 99,697    | 101,375   |            |
| D 313125 10 2731  | 1982     | 94,433       | 96,267     | 96,157        | 97,311         | 98,536     | 96,716      | 97,122        | 93,895      | 95,394    | 97,150    | 95,269    |           |            |
| Corrugated box manufacturers - Fabricants de boîtes en carton ondulé                            | 1978     | 49,131       | 48,739     | 55,511        | 51,301         | 56,249     | 58,924      | 46,149        | 57,722      | 60,980    | 61,343    | 62,643    | 48,436    | 657,128    |
| Shipments - Livraisons  | 1979     | 54,246       | 56,506     | 68,623        | 63,095         | 69,440     | 70,846      | 62,766        | 71,984      | 70,662    | 79,826    | 76,304    | 52,693    | 796,991    |
|   | 1980     | 72,859       | 71,867     | 77,008        | 73,837         | 73,008     | 75,906      | 68,044        | 72,158      | 80,914    | 85,927    | 80,926    | 65,223    | 891,677    |
|   | 1981     | 74,485       | 78,758     | 86,644        | 85,587         | 85,022     | 98,826      | 89,236        | 88,336      | 100,887   | 92,178    | 90,448    | 71,549    | 1,041,956  |
| D 313071 10 2732  | 1982     | 76,377       | 83,040     | 94,645        | 86,255         | 84,744     | 98,105      | 83,478        | 80,974      | 76,827    | 74,453    | 78,972    |           |            |
| Inventory owned - Total - Des stocks possédés   | 1978     | 44,518       | 46,536     | 46,026        | 47,391         | 49,459     | 50,119      | 50,823        | 49,633      | 51,057    | 53,882    | 52,330    | 51,698    |            |
|   | 1979     | 54,381       | 55,660     | 58,783        | 60,457         | 62,042     | 59,012      | 61,810        | 64,693      | 73,169    | 63,938    | 66,870    | 71,146    |            |
|   | 1980     | 78,864       | 79,045     | 84,024        | 87,322         | 89,193     | 86,567      | 91,222        | 87,720      | 83,838    | 80,536    | 82,102    | 89,180    |            |
|   | 1981     | 95,013       | 100,363    | 100,622       | 100,743        | 96,490     | 97,632      | 99,467        | 106,680     | 109,697   | 108,193   | 106,688   | 102,465   |            |
| D 313126 10 2732  | 1982     | 92,513       | 96,767     | 99,550        | 100,400        | 101,651    | 94,465      | 97,831        | 100,679     | 98,771    | 98,832    | 100,260   |           |            |
| Paper and plastic bag manufacturers - Fabricants de sacs en papier et en plastique              | 1978     | 30,383       | 31,932     | 38,116        | 35,569         | 38,777     | 39,465      | 34,150        | 37,780      | 39,936    | 40,639    | 42,441    | 37,949    | 447,137    |
| Shipments - Livraisons  | 1979     | 37,435       | 37,801     | 39,525        | 39,548         | 42,088     | 41,468      | 36,537        | 42,391      | 47,948    | 46,521    | 47,083    | 39,502    | 497,847    |
|   | 1980     | 50,462       | 48,416     | 53,543        | 50,478         | 49,222     | 51,534      | 51,345        | 46,143      | 51,205    | 56,531    | 52,599    | 54,800    | 616,478    |
|   | 1981     | 49,888       | 52,300     | 57,013        | 57,169         | 54,233     | 60,194      | 53,847        | 52,368      | 62,012    | 57,627    | 57,669    | 53,999    | 668,319    |
| D 313072 10 2733  | 1982     | 49,711       | 53,405     | 61,825        | 55,800         |            |             |               |             |           |           |           |           |            |

TABLE 6. Estimated Value of Shipments, Orders and Inventories in Selected Individual Industries

TABLEAU 6. Valeur estimative des livraisons, commandes et stocks de certaines industries particulières

| SIC 1970<br>CAÉ 1970   | Months - Mois |           |           |           |           |           |           |           |           |           |           |           | Total     |           |
|--|---------------|-----------|-----------|-----------|-----------|-----------|-----------|-----------|-----------|-----------|-----------|-----------|-----------|-----------|
|  | Jan           | Feb       | March     | April     | May       | June      | July      | Aug       | Sept.     | Oct       | Nov       | Dec       |           |           |
|  | Janv          | Fév       | Mars      | Avril     | Mai       | Juin      | Juill     | Août      | Sept      | Oct       | Nov       | Déc       |           |           |
| Thousands of dollars - milliers de dollars   |               |           |           |           |           |           |           |           |           |           |           |           |           |           |
| Inventory owned - Total - Des stocks possédés  | 1978          | 60,538    | 59,896    | 59,512    | 59,453    | 59,591    | 59,827    | 60,517    | 63,671    | 62,629    | 62,815    | 63,393    | 65,111    |           |
|  | 1979          | 64,335    | 67,516    | 73,507    | 75,486    | 75,479    | 79,050    | 78,298    | 83,477    | 80,294    | 82,996    | 84,151    | 84,595    |           |
|  | 1980          | 90,342    | 92,341    | 95,574    | 101,592   | 103,847   | 106,014   | 103,982   | 102,059   | 101,395   | 97,705    | 97,208    | 92,951    |           |
|  | 1981          | 94,403    | 98,239    | 97,292    | 99,681    | 104,028   | 107,130   | 106,191   | 107,318   | 107,421   | 110,668   | 111,586   | 111,935   |           |
| D 313127 10 2733   | 1982          | 115,650   | 119,764   | 119,612   | 115,965   | 113,545   | 115,360   | 111,582   | 109,626   | 106,744   | 107,750   | 105,217   |           |           |
| Miscellaneous paper converters - Transformation diverses du papier                             | 1978          | 65,555    | 67,018    | 78,328    | 74,200    | 75,645    | 79,989    | 65,641    | 68,898    | 76,784    | 74,097    | 74,543    | 66,282    | 866,980   |
| Shipments - Livraisons   | 1979          | 81,232    | 80,509    | 92,710    | 90,448    | 93,875    | 95,277    | 81,911    | 89,284    | 97,014    | 100,424   | 92,238    | 82,060    | 1,076,982 |
|  | 1980          | 108,671   | 114,466   | 115,266   | 112,171   | 110,973   | 111,084   | 103,571   | 104,626   | 122,115   | 122,015   | 113,854   | 112,167   | 1,350,979 |
|  | 1981          | 112,528   | 116,640   | 132,819   | 125,422   | 126,615   | 137,927   | 118,461   | 119,909   | 137,916   | 138,059   | 126,595   | 116,699   | 1,509,590 |
| D 313073 10 274  | 1982          | 112,532   | 123,899   | 136,964   | 127,790   | 121,997   | 135,948   | 110,475   | 113,825   | 133,539   | 123,345   | 125,071   |           |           |
| Inventory owned - Total - Des stocks possédés  | 1978          | 139,421   | 141,016   | 145,640   | 144,827   | 148,690   | 150,494   | 149,153   | 147,744   | 141,935   | 146,524   | 156,640   | 162,969   |           |
|  | 1979          | 160,572   | 168,556   | 177,167   | 179,001   | 182,031   | 183,239   | 182,840   | 184,848   | 185,001   | 188,709   | 196,032   | 200,120   |           |
|  | 1980          | 199,827   | 208,362   | 217,670   | 218,845   | 219,930   | 220,894   | 213,106   | 210,284   | 200,110   | 200,811   | 205,626   | 208,788   |           |
|  | 1981          | 210,351   | 215,819   | 227,308   | 237,934   | 239,288   | 245,443   | 248,126   | 253,789   | 246,736   | 247,939   | 252,129   | 248,933   |           |
| D 313128 10 274  | 1982          | 254,987   | 256,806   | 265,054   | 264,171   | 258,739   | 260,629   | 243,964   | 244,040   | 233,668   | 237,396   | 238,755   |           |           |
| <b>PRINTING, PUBLISHING AND ALLIED INDUSTRIES - IMPRIMERIE, ÉDITIONS ET ACTIVITÉS ANNEXES:</b> |               |           |           |           |           |           |           |           |           |           |           |           |           |           |
| Commercial printing - Imprimerie commerciale   | 1978          | 138,716   | 140,512   | 164,961   | 153,374   | 156,499   | 158,888   | 134,263   | 155,934   | 167,278   | 177,407   | 181,013   | 154,638   | 1,883,483 |
| Shipments - Livraisons   | 1979          | 167,844   | 164,879   | 189,131   | 175,319   | 185,682   | 179,190   | 153,957   | 180,342   | 202,534   | 219,559   | 219,534   | 187,353   | 2,225,324 |
|  | 1980          | 202,640   | 210,649   | 227,059   | 225,390   | 213,787   | 211,473   | 196,134   | 206,511   | 240,457   | 261,311   | 240,614   | 239,410   | 2,675,435 |
|  | 1981          | 212,377   | 235,031   | 269,064   | 252,955   | 245,233   | 252,266   | 220,921   | 236,154   | 270,271   | 290,486   | 285,119   | 259,653   | 3,030,120 |
| D 313221 11 286  | 1982          | 228,478   | 239,591   | 288,925   | 259,422   | 251,499   | 253,814   | 209,112   | 238,276   | 258,720   | 267,011   | 266,467   |           |           |
| Inventory owned - Total - Des stocks possédés  | 1978          | 189,147   | 195,479   | 197,117   | 203,197   | 214,246   | 218,130   | 225,543   | 225,756   | 230,239   | 206,224   | 221,787   | 222,738   |           |
|  | 1979          | 230,792   | 232,565   | 240,791   | 244,324   | 256,623   | 263,725   | 278,961   | 280,389   | 286,785   | 282,920   | 284,111   | 290,389   |           |
|  | 1980          | 294,524   | 294,462   | 302,098   | 311,358   | 316,497   | 325,116   | 336,772   | 333,068   | 328,600   | 311,446   | 310,185   | 311,736   |           |
|  | 1981          | 319,793   | 324,747   | 327,888   | 343,637   | 359,987   | 364,569   | 377,367   | 382,400   | 377,447   | 370,447   | 361,963   | 361,020   |           |
| D 313256 11 286  | 1982          | 360,304   | 361,771   | 372,068   | 365,169   | 374,978   | 368,573   | 370,182   | 363,173   | 352,443   | 338,053   | 337,177   |           |           |
| Publishing and printing - Édition et impression  | 1978          | 91,189    | 96,471    | 111,339   | 109,971   | 121,200   | 115,197   | 94,538    | 104,399   | 121,865   | 122,726   | 122,130   | 104,638   | 1,315,633 |
| Shipments - Livraisons   | 1979          | 100,231   | 110,835   | 122,498   | 122,735   | 132,817   | 124,716   | 108,585   | 117,339   | 133,830   | 150,938   | 144,500   | 126,971   | 1,495,325 |
|  | 1980          | 128,436   | 131,612   | 147,109   | 149,898   | 152,501   | 146,117   | 126,672   | 128,969   | 155,277   | 165,521   | 160,451   | 147,218   | 1,739,721 |
|  | 1981          | 139,992   | 147,694   | 168,668   | 178,136   | 178,423   | 176,276   | 147,528   | 155,195   | 182,723   | 190,677   | 180,998   | 169,585   | 2,015,945 |
| D 313224 11 289  | 1982          | 152,776   | 157,762   | 181,544   | 180,001   | 184,755   | 179,942   | 146,882   | 147,804   | 176,578   | 183,483   | 186,485   |           |           |
| Inventory owned - Total - Des stocks possédés  | 1978          | 43,444    | 47,298    | 48,177    | 45,644    | 44,921    | 42,363    | 43,053    | 42,824    | 38,592    | 38,021    | 39,090    | 41,829    |           |
|  | 1979          | 47,262    | 45,876    | 49,991    | 48,290    | 50,513    | 52,466    | 54,998    | 53,074    | 48,581    | 48,953    | 47,922    | 49,169    |           |
|  | 1980          | 54,318    | 56,947    | 55,691    | 56,733    | 54,869    | 58,680    | 62,458    | 62,263    | 59,330    | 50,911    | 48,083    | 54,224    |           |
|  | 1981          | 52,138    | 52,443    | 58,540    | 57,299    | 57,007    | 63,479    | 71,450    | 68,958    | 67,270    | 63,533    | 58,422    | 66,787    |           |
| D 313759 11 289  | 1982          | 65,267    | 75,999    | 82,780    | 85,555    | 83,768    | 82,650    | 80,853    | 81,385    | 73,512    | 67,780    | 65,185    |           |           |
| <b>PRIMARY METAL INDUSTRIES - PREMIÈRE TRANSFORMATION DES MÉTAUX:</b>                          |               |           |           |           |           |           |           |           |           |           |           |           |           |           |
| Iron and steel mills - Sidérurgie:   | 1978          | 360,465   | 368,306   | 445,281   | 395,673   | 438,836   | 464,012   | 450,316   | 322,164   | 403,478   | 436,020   | 449,989   | 425,082   | 4,959,622 |
| Shipments - Livraisons   | 1979          | 481,642   | 448,789   | 499,563   | 449,952   | 527,959   | 500,391   | 451,461   | 479,588   | 492,913   | 548,224   | 540,756   | 438,031   | 5,859,269 |
|  | 1980          | 584,714   | 552,935   | 590,788   | 557,343   | 525,050   | 515,679   | 399,964   | 444,658   | 566,824   | 564,486   | 601,449   | 527,542   | 6,431,432 |
|  | 1981          | 602,722   | 624,828   | 710,391   | 699,183   | 711,730   | 736,324   | 746,122   | 400,575   | 455,290   | 440,365   | 422,910   | 420,083   | 6,970,523 |
| D 313329 12 291  | 1982          | 570,878   | 575,978   | 610,338   | 544,615   | 538,024   | 553,827   | 428,324   | 502,060   | 519,196   | 489,471   | 454,987   |           |           |
| New orders - Nouvelles commandes   | 1978          | 442,088   | 396,486   | 487,239   | 383,146   | 486,724   | 391,412   | 465,940   | 325,406   | 485,743   | 447,650   | 488,150   | 428,427   |           |
|  | 1979          | 554,587   | 457,536   | 515,504   | 442,600   | 581,943   | 458,803   | 481,147   | 491,375   | 443,734   | 576,716   | 598,427   | 392,229   |           |
|  | 1980          | 649,425   | 586,693   | 453,797   | 526,494   | 502,598   | 216,618   | 625,656   | 481,475   | 689,157   | 566,069   | 696,403   | 409,715   |           |
|  | 1981          | 620,758   | 781,899   | 604,158   | 782,819   | 703,201   | 810,130   | 791,601   | 343,764   | 449,389   | 384,533   | 330,370   | 219,547   |           |
| D 313337 12 291  | 1982          | 553,444   | 627,848   | 609,141   | 531,408   | 525,060   | 535,788   | 372,164   | 474,433   | 518,654   | 387,298   | 439,261   |           |           |
| Unfilled orders - Commandes en carnet  | 1978          | 637,780   | 665,960   | 707,918   | 695,391   | 743,279   | 670,679   | 686,303   | 689,545   | 771,810   | 783,440   | 821,601   | 824,946   |           |
|  | 1979          | 897,891   | 906,638   | 922,579   | 915,227   | 969,211   | 927,623   | 957,309   | 969,096   | 919,917   | 948,409   | 1,006,080 | 960,278   |           |
|  | 1980          | 1,024,989 | 1,058,747 | 921,756   | 890,907   | 868,455   | 569,394   | 795,086   | 831,903   | 954,236   | 955,819   | 1,050,773 | 932,946   |           |
|  | 1981          | 950,982   | 1,108,053 | 1,001,820 | 1,085,456 | 1,076,927 | 1,150,733 | 1,196,712 | 1,139,401 | 1,133,500 | 1,077,678 | 985,138   | 784,602   |           |
| D 313345 12 291  | 1982          | 767,168   | 819,038   | 817,841   | 804,634   | 791,670   | 773,631   | 717,471   | 689,844   | 689,302   | 587,129   | 571,403   |           |           |
| Inventory owned - Total - Des stocks possédés  | 1978          | 1,037,304 | 983,452   | 908,508   | 915,739   | 941,045   | 978,770   | 961,982   | 1,007,083 | 1,025,160 | 1,042,322 | 1,083,683 | 1,172,173 |           |
|  | 1979          | 1,125,949 | 1,064,834 | 1,007,294 | 1,039,878 | 1,091,254 | 1,140,572 | 1,237,288 | 1,285,061 | 1,333,869 | 1,345,695 | 1,370,619 | 1,515,438 |           |
|  | 1980          | 1,380,820 | 1,304,834 | 1,240,081 | 1,339,550 | 1,442,682 | 1,468,017 | 1,557,808 | 1,592,853 | 1,576,691 | 1,525,541 | 1,537,208 | 1,564,628 |           |
|  | 1981          | 1,667,307 | 1,575,136 | 1,484,542 | 1,506,503 | 1,491,085 | 1,515,467 | 1,528,826 | 1,585,874 | 1,616,466 | 1,707,014 | 1,794,620 | 1,918,471 |           |
| D 313385 12 291  | 1982          | 1,893,279 | 1,832,905 | 1,796,075 | 1,804,494 | 1,812,837 | 1,827,023 | 1,837,416 | 1,808,015 | 1,796,415 | 1,776,212 | 1,729,798 |           |           |
| Raw materials - Matières premières   | 1978          | 475,557   | 429,277   | 377,319   | 380,120   | 418,125   | 467,082   | 486,486   | 518,552   | 522,638   | 533,219   | 607,052   | 666,598   |           |
|  | 1979          | 604,430   | 543,516   | 510,286   | 524,162   | 579,970   | 629,525   | 717,038   | 751,532   | 784,879   | 782,477   | 791,307   | 872,209   |           |
|  | 1980          | 736,397   | 653,008   | 607,933   | 683,528   | 733,956   | 732,914   | 773,847   | 788,116   | 796,990   | 776,718   | 817,870   | 834,115   |           |
|  | 1981          | 859,134   | 776,012   | 713,182   | 720,025   | 689,509   | 718,193   | 791,383   | 863,343   | 899,009   | 954,049   | 1,026,519 | 1,101,995 |           |
| D 313361 12 291  | 1982          | 1,006,062 | 919,170   | 848,632   | 806,405   | 807,974   | 843,227   | 856,985   | 820,760   | 813,677   | 829,782   | 817,820   |           |           |
| Goods in process - Produits en cours   | 1978          | 288,769   | 284,872   | 271,374   | 272,394   | 264,103   | 266,120   | 255,708   | 262,928   | 276,252   | 279,776   | 259,320   | 275,148   |           |
|  | 1979          | 306,196   | 302,859   | 302,514   | 310,256   | 309,431   | 307,103   | 314,143   | 321,684   | 337,999   | 349,416   | 356,129   | 390,021   |           |
|  | 1980          | 416,061   | 400,230   | 397,962   | 412,167   |           |           |           |           |           |           |           |           |           |



TABLE 6. Estimated Value of Shipments, Orders and Inventories in Selected Individual Industries

TABLEAU 6. Valeur estimative des livraisons, commandes et stocks de certaines industries particulières

| SIC 1970   | CAE 1970 | Month - Mois                               |         |         |         |         |         |         |         |         |         |         |         | Total     |
|--|----------|--|---------|---------|---------|---------|---------|---------|---------|---------|---------|---------|---------|-----------|
|  |          | Jan  | Feb.    | March   | April   | May     | June    | July    | Aug.    | Sept    | Oct.    | Nov.    | Dec.    |           |
|  |          | Janv.                                      | Fév.    | Mars    | Avril   | Mai     | Jun     | Juili   | Août    |         |         |         |         |           |
|  |          | thousands of dollars - milliers de dollars |         |         |         |         |         |         |         |         |         |         |         |           |
| Finished products - Produits finis:  | 1978     | 272,978                                    | 269,303 | 259,815 | 263,225 | 258,817 | 245,568 | 219,788 | 225,603 | 226,270 | 229,327 | 217,311 | 230,430 |           |
|  | 1979     | 215,323                                    | 218,459 | 194,494 | 205,460 | 201,853 | 203,944 | 206,107 | 211,845 | 210,991 | 213,802 | 223,183 | 253,211 |           |
|  | 1980     | 228,362                                    | 251,596 | 234,186 | 243,855 | 278,260 | 298,641 | 328,788 | 333,004 | 322,820 | 305,703 | 295,169 | 308,862 |           |
|  | 1981     | 313,255                                    | 306,435 | 299,082 | 301,640 | 321,729 | 307,814 | 255,935 | 253,846 | 240,534 | 252,581 | 263,025 | 318,805 |           |
| D 313377   | 12 291   | 363,834                                    | 380,487 | 401,406 | 438,246 | 466,130 | 475,942 | 466,836 | 487,425 | 498,811 | 479,803 | 456,782 |         |           |
| Steel pipe and tube mills - Fabriques de tubes et tuyaux d'acier:  | 1978     | 46,473                                     | 47,487  | 52,261  | 53,450  | 52,064  | 63,016  | 50,925  | 57,800  | 56,966  | 63,424  | 62,528  | 51,410  | 657,804   |
| Shipments - Livraisons   | 1979     | 64,390                                     | 59,333  | 63,672  | 54,192  | 72,703  | 74,703  | 65,287  | 72,147  | 78,222  | 89,482  | 85,725  | 58,219  | 838,075   |
|  | 1980     | 71,795                                     | 74,749  | 77,656  | 69,251  | 68,003  | 78,850  | 77,274  | 82,946  | 92,021  | 96,785  | 90,761  | 92,157  | 972,248   |
|  | 1981     | 92,084                                     | 104,095 | 118,965 | 114,027 | 121,693 | 124,442 | 114,570 | 122,034 | 129,706 | 117,083 | 113,262 | 109,829 | 1,381,790 |
| D 313330   | 12 292   | 95,637                                     | 90,924  | 98,930  | 66,791  | 132,028 | 102,430 | 82,611  | 77,406  | 58,253  | 56,310  | 60,757  |         |           |
| Inventory owned - Total - Des stocks possédés  | 1978     | 134,711                                    | 138,767 | 133,613 | 142,045 | 151,970 | 151,280 | 148,200 | 148,744 | 149,344 | 143,561 | 141,615 | 154,665 |           |
|  | 1979     | 161,157                                    | 165,834 | 167,696 | 171,254 | 177,556 | 174,686 | 185,019 | 187,387 | 188,014 | 187,639 | 189,515 | 188,774 |           |
|  | 1980     | 203,184                                    | 203,987 | 207,781 | 211,762 | 219,363 | 217,004 | 217,004 | 193,212 | 189,180 | 191,888 | 196,339 | 199,461 |           |
|  | 1981     | 208,895                                    | 216,490 | 219,237 | 227,727 | 221,548 | 239,957 | 251,737 | 247,236 | 241,367 | 255,862 | 269,227 | 291,768 |           |
| D 313386   | 12 292   | 300,705                                    | 307,292 | 319,485 | 333,389 | 303,968 | 285,926 | 263,084 | 243,166 | 226,009 | 222,465 | 212,310 |         |           |
| Raw materials - Matières premières   | 1978     | 55,886                                     | 53,699  | 51,853  | 54,477  | 60,487  | 62,392  | 68,722  | 68,119  | 63,475  | 60,030  | 58,486  | 68,163  |           |
|  | 1979     | 61,986                                     | 61,532  | 60,004  | 60,373  | 70,255  | 68,764  | 76,406  | 77,699  | 80,726  | 80,757  | 84,644  | 82,366  |           |
|  | 1980     | 90,769                                     | 85,491  | 84,000  | 82,094  | 85,862  | 82,905  | 80,136  | 77,702  | 75,498  | 79,028  | 77,573  | 78,833  |           |
|  | 1981     | 81,649                                     | 88,322  | 88,589  | 86,649  | 86,829  | 98,041  | 110,419 | 117,240 | 107,922 | 107,084 | 113,117 | 129,410 |           |
| D 313362   | 12 292   | 124,034                                    | 117,849 | 116,136 | 110,884 | 104,807 | 96,714  | 87,989  | 79,656  | 74,900  | 76,009  | 72,991  |         |           |
| Goods in process - Produits en cours   | 1978     | 20,643                                     | 21,755  | 21,336  | 20,733  | 18,052  | 15,213  | 15,696  | 17,095  | 19,454  | 19,246  | 19,228  | 20,928  |           |
|  | 1979     | 24,684                                     | 23,000  | 23,580  | 22,708  | 24,858  | 25,425  | 26,284  | 29,007  | 27,887  | 27,518  | 25,109  | 25,672  |           |
|  | 1980     | 27,304                                     | 25,472  | 28,287  | 29,701  | 32,076  | 33,324  | 33,304  | 30,413  | 29,391  | 28,955  | 33,752  | 35,679  |           |
|  | 1981     | 33,142                                     | 32,666  | 30,494  | 30,929  | 26,456  | 23,284  | 24,929  | 27,588  | 32,565  | 35,363  | 33,248  | 35,154  |           |
| D 313370   | 12 292   | 34,838                                     | 32,734  | 37,662  | 38,292  | 36,122  | 32,797  | 32,273  | 26,554  | 26,368  | 30,257  | 29,464  |         |           |
| Finished products - Produits finis   | 1978     | 58,182                                     | 63,313  | 60,424  | 66,835  | 73,431  | 73,675  | 63,782  | 63,530  | 66,415  | 64,285  | 63,901  | 65,574  |           |
|  | 1979     | 74,777                                     | 81,302  | 84,112  | 88,173  | 82,443  | 80,497  | 82,329  | 80,681  | 79,401  | 79,364  | 79,782  | 80,736  |           |
|  | 1980     | 85,111                                     | 93,024  | 95,494  | 99,967  | 101,425 | 100,775 | 87,983  | 85,097  | 84,291  | 83,905  | 85,014  | 84,949  |           |
|  | 1981     | 94,104                                     | 95,502  | 100,154 | 110,149 | 108,263 | 118,632 | 116,389 | 102,408 | 100,880 | 113,235 | 122,862 | 127,204 |           |
| D 313378   | 12 292   | 141,833                                    | 156,709 | 165,687 | 184,213 | 163,039 | 156,415 | 142,822 | 136,956 | 124,741 | 116,199 | 109,855 |         |           |
| Iron foundries - Fonderie de fer: Shipments - Livraisons   | 1978     | 35,631                                     | 35,358  | 41,217  | 39,031  | 38,785  | 43,517  | 37,358  | 34,277  | 45,373  | 48,962  | 47,904  | 39,734  | 487,147   |
|  | 1979     | 43,971                                     | 44,340  | 54,655  | 51,379  | 48,194  | 44,598  | 37,694  | 36,850  | 46,037  | 47,710  | 45,825  | 37,102  | 538,355   |
|  | 1980     | 44,852                                     | 46,158  | 47,142  | 46,197  | 39,290  | 46,661  | 35,691  | 39,673  | 43,137  | 47,063  | 42,502  | 34,361  | 512,727   |
|  | 1981     | 36,330                                     | 39,986  | 52,735  | 44,916  | 46,888  | 50,339  | 50,321  | 37,925  | 46,716  | 49,555  | 41,101  | 34,809  | 531,621   |
| D 313331   | 12 294   | 35,866                                     | 44,863  | 47,636  | 44,886  | 46,944  | 46,702  | 43,297  | 43,566  | 43,173  | 38,562  | 37,463  |         |           |
| Unfilled orders - Commandes en carnet  | 1978     | 39,163                                     | 43,849  | 39,855  | 39,763  | 34,587  | 35,606  | 41,183  | 37,847  | 36,322  | 49,208  | 43,074  | 37,980  |           |
|  | 1979     | 35,937                                     | 36,490  | 36,773  | 40,553  | 37,982  | 34,804  | 39,207  | 42,642  | 36,830  | 56,079  | 51,159  | 53,801  |           |
|  | 1980     | 48,516                                     | 60,100  | 56,284  | 56,970  | 46,107  | 47,847  | 50,798  | 56,698  | 50,229  | 51,877  | 54,868  | 62,103  |           |
|  | 1981     | 58,120                                     | 67,249  | 65,622  | 59,785  | 62,986  | 53,122  | 50,076  | 43,179  | 41,657  | 51,509  | 48,999  | 42,257  |           |
| D 313347   | 12 294   | 46,144                                     | 40,397  | 36,869  | 30,234  | 30,668  | 29,736  | 25,109  | 27,124  | 20,321  | 17,091  | 15,681  |         |           |
| Inventory owned - Total - Des stocks possédés  | 1978     | 65,511                                     | 64,918  | 64,753  | 63,469  | 61,805  | 58,667  | 50,928  | 49,559  | 47,414  | 47,423  | 48,663  | 52,941  |           |
|  | 1979     | 53,872                                     | 57,121  | 62,342  | 61,817  | 64,701  | 69,370  | 68,021  | 68,155  | 66,082  | 67,127  | 66,697  | 69,783  |           |
|  | 1980     | 70,409                                     | 70,827  | 72,759  | 75,410  | 78,833  | 74,662  | 67,834  | 60,571  | 60,906  | 60,093  | 57,402  | 60,653  |           |
|  | 1981     | 65,565                                     | 67,399  | 66,895  | 69,640  | 70,269  | 70,983  | 66,899  | 68,949  | 73,295  | 74,914  | 77,499  | 77,612  |           |
| D 313387   | 12 294   | 83,337                                     | 86,676  | 88,264  | 90,586  | 94,782  | 98,206  | 92,240  | 90,111  | 92,222  | 93,900  | 93,379  |         |           |
| Copper and copper alloy rolling, casting and extruding - Laminage, moulage et extrusion du cuivre et de ses alliages: Shipments - Livraisons | 1978     | 36,852                                     | 36,336  | 41,961  | 40,906  | 36,087  | 41,693  | 27,477  | 29,336  | 40,056  | 40,995  | 44,920  | 35,725  | 452,344   |
|  | 1979     | 45,130                                     | 52,070  | 63,947  | 52,948  | 51,382  | 56,894  | 36,940  | 45,090  | 53,248  | 56,391  | 48,876  | 45,015  | 607,931   |
|  | 1980     | 65,580                                     | 63,965  | 65,503  | 49,990  | 40,645  | 39,340  | 32,633  | 34,614  | 45,503  | 46,758  | 45,258  | 43,408  | 573,197   |
|  | 1981     | 43,863                                     | 48,988  | 55,150  | 48,181  | 50,975  | 57,593  | 38,501  | 38,137  | 54,671  | 45,705  | 44,778  | 38,179  | 564,721   |
| D 313334   | 12 297   | 36,935                                     | 39,653  | 48,391  | 38,310  | 38,342  | 36,013  | 23,577  | 24,393  | 35,907  | 30,536  | 28,854  |         |           |
| New orders - Nouvelles commandes   | 1978     | 37,465                                     | 36,773  | 39,494  | 40,027  | 35,084  | 40,369  | 26,805  | 28,671  | 39,822  | 39,914  | 44,116  | 34,897  |           |
|  | 1979     | 63,126                                     | 52,132  | 65,346  | 52,494  | 50,787  | 54,396  | 36,991  | 45,370  | 53,377  | 56,644  | 49,313  | 45,167  |           |
|  | 1980     | 65,733                                     | 64,078  | 65,611  | 49,955  | 40,625  | 39,317  | 33,235  | 42,891  | 46,226  | 46,617  | 45,358  | 41,728  |           |
|  | 1981     | 43,940                                     | 49,020  | 55,330  | 48,201  | 50,485  | 57,008  | 38,465  | 38,359  | 55,154  | 45,727  | 47,944  | 29,019  |           |
| D 313342   | 12 297   | 37,666                                     | 39,342  | 48,047  | 38,149  | 38,453  | 35,158  | 23,250  | 25,731  | 34,619  | 30,140  | 28,857  |         |           |
| Unfilled orders - Commandes en carnet  | 1978     | 35,639                                     | 36,076  | 33,609  | 37,730  | 31,727  | 30,403  | 29,731  | 29,066  | 28,832  | 27,751  | 26,947  | 26,119  |           |
|  | 1979     | 44,115                                     | 44,177  | 45,576  | 45,122  | 44,527  | 42,029  | 42,080  | 42,360  | 42,489  | 42,742  | 43,179  | 43,331  |           |
|  | 1980     | 43,484                                     | 43,597  | 43,705  | 43,670  | 43,650  | 43,627  | 44,229  | 52,506  | 53,279  | 53,088  | 53,188  | 51,508  |           |
|  | 1981     | 51,585                                     | 51,617  | 51,797  | 51,817  | 51,327  | 50,742  | 50,928  | 51,411  | 51,411  | 51,433  | 49,599  | 40,439  |           |
| D 313350   | 12 297   | 41,170                                     | 40,859  | 40,515  | 40,354  | 40,465  | 39,610  | 39,283  | 40,621  | 39,333  | 38,937  | 38,940  |         |           |
| Inventory owned - Total - Des stocks possédés  | 1978     | 40,862                                     | 42,303  | 46,747  | 44,463  | 47,788  | 44,489  | 42,430  | 47,730  | 46,386  | 49,939  | 50,710  | 57,098  |           |
|  | 1979     | 41,642                                     | 44,139  | 56,019  | 55,822  | 58,213  | 54,888  | 55,932  | 55,725  | 57,268  | 55,730  | 56,624  | 62,382  |           |
|  | 1980     | 53,462                                     | 48,571  | 51,544  | 50,540  | 45,352  | 45,168  | 42,153  | 47,197  | 45,710  | 42,343  | 46,871  | 44,397  |           |
|  | 1981     | 45,189                                     | 46,476  | 41,583  | 44,689  | 40,623  | 43,144  | 39,460  | 38,068  | 37,952  | 38,198  | 36,935  | 36,661  |           |
| D 313380   | 12 297   | 42,400                                     | 45,997  | 49,213  | 46,791  | 48,943  | 46,929  | 44,290  | 49,967  | 48,947  | 49,545  | 49,289  |         |           |

TABLE 6. Estimated Value of Shipments, Orders and Inventories in Selected Individual Industries

TABLEAU 6. Valeur estimative des livraisons, commandes et stocks de certaines industries particulières

| SIC 1970<br>CAE 1970  |        | Months - Mois                              |              |               |                |            |              |                |              |           |           |           |           | Total     |           |
|---|--------|--|--------------|---------------|----------------|------------|--------------|----------------|--------------|-----------|-----------|-----------|-----------|-----------|-----------|
|   |        | Jan.<br>Janv.                              | Feb.<br>Fév. | March<br>Mars | April<br>Avril | May<br>Mai | June<br>Juin | July<br>Juill. | Aug.<br>Août | Sept.     | Oct.      | Nov.      | Dec.      |           |           |
|   |        | thousands of dollars - milliers de dollars |              |               |                |            |              |                |              |           |           |           |           |           |           |
| <b>METAL FABRICATING INDUSTRIES (Except Machinery and Transportation Equipment Industries) - FABRICATION DE PRODUITS EN METAL (sauf machines et équipement de transport):</b> |        |  |              |               |                |            |              |                |              |           |           |           |           |           |           |
| Boiler and plate works - industrie des chaudières et des plaques.   |        | 1978                                       | 45,348       | 47,810        | 57,107         | 52,262     | 54,046       | 59,394         | 45,120       | 47,164    | 48,914    | 48,482    | 53,902    | 54,610    | 614,159   |
| Shipments - Livraisons  |        | 1979                                       | 35,031       | 50,146        | 63,030         | 43,471     | 46,251       | 56,874         | 45,096       | 45,147    | 59,207    | 54,167    | 56,144    | 58,453    | 613,017   |
|   |        | 1980                                       | 43,519       | 44,063        | 56,156         | 54,826     | 57,558       | 60,871         | 45,151       | 43,916    | 54,943    | 48,608    | 59,487    | 65,249    | 634,347   |
|   |        | 1981                                       | 43,249       | 50,854        | 59,698         | 63,520     | 65,276       | 69,223         | 64,730       | 57,576    | 63,705    | 73,887    | 73,906    | 87,486    | 773,110   |
| D 313489  | 13 301 | 1982                                       | 54,130       | 57,474        | 77,985         | 60,957     | 80,709       | 84,902         | 62,479       | 55,680    | 76,155    | 62,633    | 64,659    |           |           |
| New orders - Nouvelles Commandes  |        | 1978                                       | 59,565       | 60,317        | 31,781         | 39,871     | 41,481       | 128,564        | 91,852       | 27,465    | 45,464    | 46,524    | 35,999    | 38,988    |           |
|   |        | 1979                                       | 28,136       | 68,287        | 68,689         | 42,207     | 21,265       | 41,346         | 30,095       | 46,817    | 72,709    | x         | 48,484    | 69,445    |           |
|   |        | 1980                                       | 86,094       | 49,884        | 60,763         | 42,192     | 56,734       | 52,893         | 23,727       | 75,849    | 95,464    | 156,585   | 49,320    | 80,078    |           |
|   |        | 1981                                       | 65,150       | 52,960        | 92,521         | 78,532     | 165,909      | 69,304         | 43,097       | 78,676    | 91,842    | 109,992   | 53,570    | 224,400   |           |
| D 313503  | 13 301 | 1982                                       | 45,548       | 39,159        | 55,487         | 69,924     | 48,014       | 65,692         | 35,035       | 50,067    | 46,793    | 57,594    | 40,831    |           |           |
| Unfilled orders - Commandes en carnet   |        | 1978                                       | 684,215      | 696,722       | 671,396        | 659,005    | 646,440      | 715,610        | 762,342      | 742,643   | 739,193   | 737,235   | 719,332   | 703,710   |           |
|   |        | 1979                                       | 696,815      | 714,956       | 720,615        | 719,351    | 694,365      | 678,837        | 663,836      | 665,506   | 679,008   | 617,483   | 609,823   | 620,815   |           |
|   |        | 1980                                       | 663,390      | 669,211       | 673,818        | 661,184    | 660,360      | 652,382        | 630,958      | 662,891   | 703,412   | 811,389   | 801,222   | 816,051   |           |
|   |        | 1981                                       | 837,952      | 840,058       | 872,881        | 887,893    | 988,526      | 988,607        | 966,974      | 988,074   | 1,016,211 | 1,052,316 | 1,031,980 | 1,168,894 |           |
| D 313517  | 13 301 | 1982                                       | 1,160,312    | 1,141,997     | 1,119,499      | 1,128,466  | 1,095,771    | 1,076,561      | 1,049,117    | 1,043,504 | 1,014,142 | 1,009,103 | 985,275   |           |           |
| Inventory held - Total - Des stocks détenus   |        | 1978                                       | 100,290      | 104,368       | 112,265        | 114,616    | 117,315      | 117,932        | 115,687      | 119,050   | 123,044   | 127,079   | 129,341   | 124,503   |           |
|   |        | 1979                                       | 155,536      | 170,572       | 162,634        | 155,612    | 167,670      | 170,859        | 167,038      | 173,617   | 174,225   | 170,918   | 176,083   | 148,188   |           |
|   |        | 1980                                       | 172,249      | 180,112       | 187,296        | 180,963    | 187,069      | 189,495        | 194,638      | 196,859   | 198,664   | 211,693   | 214,610   | 207,905   |           |
|   |        | 1981                                       | 212,331      | 209,079       | 224,834        | 216,416    | 226,490      | 231,387        | 242,208      | 244,230   | 246,291   | 253,249   | 259,407   | 251,801   |           |
| D 313531  | 13 301 | 1982                                       | 161,211      | 283,578       | 299,663        | 306,250    | 298,645      | 296,467        | 297,430      | 295,917   | 296,092   | 313,149   |           |           |           |
| Fabricated structural metal industry - Fabrication d'éléments de charpente métallique:  |        | 1978                                       | 62,453       | 61,046        | 67,819         | 69,206     | 68,281       | 82,202         | 66,265       | 77,793    | 76,669    | 86,568    | 87,877    | 75,442    | 881,621   |
| Shipments - Livraisons  |        | 1979                                       | 71,278       | 69,630        | 75,347         | 74,869     | 86,089       | 95,576         | 91,595       | 97,322    | 101,707   | 108,879   | 118,495   | 87,077    | 1,077,814 |
|   |        | 1980                                       | 88,569       | 100,672       | 94,329         | 98,682     | 94,518       | 111,582        | 90,230       | 91,945    | 102,464   | 123,953   | 113,922   | 101,926   | 1,212,797 |
|   |        | 1981                                       | 93,466       | 102,819       | 117,127        | 112,614    | 101,659      | 116,960        | 124,917      | 111,220   | 121,328   | 125,979   | 125,356   | 133,661   | 1,387,106 |
| D 313490  | 13 302 | 1982                                       | 90,533       | 102,935       | 119,559        | 107,350    | 88,436       | 105,483        | 91,509       | 99,334    | 105,576   | 90,630    | 88,874    |           |           |
| New orders - Nouvelles commandes  |        | 1978                                       | 58,474       | 33,642        | 140,647        | 80,378     | 50,143       | 97,585         | 65,427       | 58,774    | 79,391    | 91,129    | 84,694    | 30,867    |           |
|   |        | 1979                                       | 110,965      | 39,681        | 131,308        | 60,025     | 87,884       | 92,317         | 67,244       | 136,571   | 110,388   | 115,238   | 101,121   | 139,072   |           |
|   |        | 1980                                       | 156,683      | 133,115       | 88,630         | 107,431    | 113,936      | 98,114         | 123,604      | 100,204   | 91,371    | 157,352   | 130,938   | 71,284    |           |
|   |        | 1981                                       | 135,630      | 154,952       | 60,588         | 132,340    | 101,317      | 136,999        | 110,221      | 119,167   | 86,028    | 149,423   | 150,516   | 86,168    |           |
| D 313504  | 13 302 | 1982                                       | 94,384       | 76,183        | 70,128         | 156,954    | 94,078       | 53,734         | 103,322      | 95,810    | 84,193    | 148,362   | 126,639   |           |           |
| Unfilled orders - Commandes en carnet   |        | 1978                                       | 334,284      | 306,880       | 379,708        | 390,880    | 372,742      | 388,125        | 387,287      | 368,268   | 370,990   | 375,551   | 372,368   | 327,788   |           |
|   |        | 1979                                       | 367,475      | 337,526       | 393,487        | 378,643    | 380,438      | 377,229        | 352,878      | 392,127   | 400,808   | 407,167   | 389,793   | 441,789   |           |
|   |        | 1980                                       | 509,903      | 542,346       | 536,647        | 545,396    | 564,814      | 551,346        | 584,720      | 592,979   | 581,886   | 615,285   | 632,301   | 601,604   |           |
|   |        | 1981                                       | 643,768      | 695,901       | 639,362        | 659,088    | 658,746      | 678,785        | 664,089      | 672,036   | 636,736   | 660,180   | 685,340   | 637,842   |           |
| D 313518  | 13 302 | 1982                                       | 641,693      | 614,941       | 565,510        | 615,114    | 620,756      | 569,007        | 580,820      | 577,296   | 555,913   | 613,645   | 651,410   |           |           |
| Inventory owned - Total - Des stocks possédés   |        | 1978                                       | 150,326      | 161,230       | 166,726        | 168,466    | 167,797      | 165,892        | 158,396      | 186,606   | 167,293   | 172,867   | 174,729   | 192,041   |           |
|   |        | 1979                                       | 227,019      | 225,181       | 214,103        | 214,185    | 235,193      | 241,539        | 233,935      | 239,240   | 249,291   | 244,168   | 245,063   | 257,906   |           |
|   |        | 1980                                       | 293,971      | 302,852       | 318,095        | 323,561    | 320,340      | 327,606        | 322,527      | 285,908   | 290,538   | 280,978   | 276,165   | 272,486   |           |
|   |        | 1981                                       | 273,547      | 281,647       | 296,234        | 312,624    | 321,840      | 318,356        | 339,555      | 349,091   | 368,714   | 381,643   | 401,103   | 365,767   |           |
| D 313588  | 13 302 | 1982                                       | 386,180      | 397,277       | 408,822        | 405,175    | 407,212      | 388,412        | 379,135      | 372,721   | 357,815   | 343,129   | 334,620   |           |           |
| Inventory held - Total - Des stocks détenus   |        | 1978                                       | 381,825      | 406,470       | 393,641        | 411,942    | 424,939      | 429,699        | 440,311      | 452,695   | 428,742   | 443,545   | 447,655   | 392,574   |           |
|   |        | 1979                                       | 428,163      | 447,860       | 401,588        | 396,416    | 439,866      | 427,877        | 452,491      | 460,430   | 452,737   | 463,894   | 475,892   | 443,662   |           |
|   |        | 1980                                       | 499,577      | 525,207       | 546,253        | 574,367    | 595,393      | 566,643        | 568,153      | 526,374   | 521,224   | 528,444   | 519,184   | 496,677   |           |
|   |        | 1981                                       | 517,149      | 539,676       | 564,145        | 597,599    | 630,796      | 634,122        | 672,958      | 697,443   | 690,060   | 726,453   | 744,639   | 646,843   |           |
| D 313532  | 13 302 | 1982                                       | 665,190      | 698,527       | 705,910        | 716,909    | 719,920      | 710,219        | 733,092      | 716,217   | 689,716   | 691,478   | 685,557   |           |           |
| Metal stamping, pressing and coating industry - Industrie de l'emboutissage, du matriçage et du revêtement des métaux:  |        | 1978                                       | 142,018      | 160,182       | 205,939        | 184,564    | 203,729      | 222,025        | 186,799      | 215,657   | 228,334   | 218,072   | 210,756   | 174,038   | 2,352,113 |
| Shipments - Livraisons  |        | 1979                                       | 178,940      | 192,649       | 242,943        | 203,920    | 240,821      | 245,193        | 230,901      | 378,329   | 335,186   | 312,647   | 302,046   | 315,471   | 3,179,046 |
|   |        | 1980                                       | 318,123      | 299,788       | 336,651        | 285,362    | 294,620      | 300,322        | 361,801      | 296,822   | 318,466   | 351,841   | 260,719   | 352,122   | 3,776,637 |
|   |        | 1981                                       | 273,630      | 249,554       | 316,790        | 268,978    | 277,243      | 329,155        | 314,874      | 332,620   | 387,289   | 357,194   | 260,001   | 395,792   | 3,713,120 |
| D 313494  | 13 304 | 1982                                       | 276,500      | 317,611       | 426,217        | 248,575    | 253,825      | 296,708        | 262,775      | 284,921   | 308,517   | 307,281   | 299,672   |           |           |
| New orders - Nouvelles commandes  |        | 1978                                       | 140,063      | 173,113       | 214,760        | 182,732    | 208,149      | 220,261        | 181,271      | 216,710   | 233,618   | 217,311   | 216,027   | 172,126   |           |
|   |        | 1979                                       | 158,055      | 189,815       | 251,866        | 217,030    | 246,845      | 245,227        | 227,070      | 381,650   | 335,650   | 306,511   | 296,900   | 329,807   |           |
|   |        | 1980                                       | 325,266      | 301,489       | 342,011        | 293,388    | 296,154      | 299,314        | 355,409      | 286,749   | 340,556   | 333,839   | 252,861   | 339,628   |           |
|   |        | 1981                                       | 249,831      | 255,404       | 324,828        | 283,209    | 281,375      | 329,030        | 298,713      | 376,597   | 394,477   | 340,650   | 238,539   | 379,038   |           |
| D 313508  | 13 304 | 1982                                       | 303,783      | 327,688       | 429,340        | 252,532    | 254,497      | 262,243        | 274,096      | 287,332   | 288,509   | 306,412   | 284,809   |           |           |
| Unfilled orders - Commandes en carnet   |        | 1978                                       | 81,204       | 94,135        | 102,956        | 101,124    | 105,544      | 103,780        | 98,252       | 99,305    | 104,589   | 103,828   | 109,099   | 107,187   |           |
|   |        | 1979                                       | 86,302       | 83,468        | 92,391         | 105,501    | 111,525      | 111,559        | 107,728      | 111,049   | 111,513   | 105,377   | 100,231   | 114,567   |           |
|   |        | 1980                                       | 121,710      | 123,411       | 128,771        | 136,797    | 138,331      | 137,323        | 130,931      | 120,858   | 142,948   | 124,946   | 117,088   | 104,594   |           |
|   |        | 1981                                       | 124,795      | 130,645       | 138,683        | 152,914    | 157,046      | 156,921        | 140,760      | 184,737   | 191,925   | 175,381   | 153,919   | 137,165   |           |
| D 313522  | 13 304 | 1982                                       | 164,448      | 169,525       | 172,648        | 176,605    | 177,277      | 142,812        | 154,133      | 156,544   | 136,536   | 135,667   | 120,804   |           |           |
| Inventory owned - Total - Des stocks possédés   |        | 1978                                       | 378,312      | 394,934       | 401,593        | 423,090    | 411,942      | 409,512        | 407,507      | 410,187   | 422,593   | 418,545   | 431,966   | 422,387   |           |
|   |        | 1979                                       | 405,070      | 449,656       | 462,916        | 499,105    | 486,630      | 490,536        | 503,753      | 499,768   | 489,858   | 491,372   | 485,265   | 508,538   |           |

TABLE 6. Estimated Value of Shipments, Orders and Inventories in Selected Individual Industries

TABLEAU 6. Valeur estimative des livraisons, commandes et stocks de certaines industries particulières

| CAE 1970   |        | Month - Mois                               |         |         |         |         |         |         |         |         |         |         |         | Total     |
|--|--------|--|---------|---------|---------|---------|---------|---------|---------|---------|---------|---------|---------|-----------|
|  |        | Jan  | Feb     | March   | April   | May     | June    | July    | Aug.    | Sept.   | Oct.    | Nov.    | Déc.    |           |
|  |        | Janv.                                      | Févr.   | Mars    | Avril   | Mai     | Juin    | Juill.  | Août    | Sept.   | Oct.    | Nov.    | Déc.    |           |
|  |        | thousands of dollars - milliers de dollars |         |         |         |         |         |         |         |         |         |         |         |           |
| Raw materials - Matières premières   | 1978   | 187,025                                    | 195,072 | 211,090 | 222,023 | 208,992 | 203,298 | 198,106 | 193,121 | 199,489 | 199,414 | 203,594 | 201,551 | ...       |
|  | 1979   | 182,741                                    | 193,409 | 210,684 | 226,726 | 217,131 | 225,832 | 238,611 | 237,848 | 251,865 | 260,964 | 249,729 | 254,798 | ...       |
|  | 1980   | 275,300                                    | 281,075 | 274,354 | 289,717 | 275,565 | 273,256 | 267,839 | 280,751 | 268,556 | 269,279 | 245,496 | 211,540 | ...       |
|  | 1981   | 225,011                                    | 229,332 | 255,462 | 242,232 | 255,571 | 255,352 | 259,298 | 267,057 | 255,592 | 233,801 | 226,447 | 240,426 | ...       |
|  | 1982   | 258,434                                    | 276,195 | 300,027 | 286,603 | 266,510 | 263,395 | 247,094 | 233,364 | 229,427 | 201,848 | 188,910 | ...     |           |
| D 313550   | 13 304 |  |         |         |         |         |         |         |         |         |         |         |         |           |
| Goods in process - Produits en cours   | 1978   | 72,340                                     | 79,279  | 76,750  | 86,892  | 92,829  | 91,544  | 94,837  | 98,403  | 92,994  | 90,598  | 94,241  | 84,508  | ...       |
|  | 1979   | 92,722                                     | 112,187 | 111,669 | 117,531 | 119,892 | 120,793 | 118,058 | 117,254 | 100,623 | 95,164  | 97,460  | 107,650 | ...       |
|  | 1980   | 119,582                                    | 128,297 | 125,717 | 129,406 | 121,593 | 127,521 | 134,255 | 125,483 | 122,876 | 112,476 | 109,227 | 107,864 | ...       |
|  | 1981   | 129,761                                    | 136,470 | 125,587 | 133,124 | 133,248 | 130,989 | 135,177 | 129,644 | 136,550 | 122,207 | 116,975 | 125,167 | ...       |
|  | 1982   | 131,340                                    | 139,221 | 134,269 | 144,031 | 140,115 | 136,309 | 135,771 | 134,339 | 123,134 | 118,244 | 113,053 | ...     |           |
| D 313564   | 13 304 |  |         |         |         |         |         |         |         |         |         |         |         |           |
| Finished products - Produits finis   | 1978   | 118,947                                    | 120,583 | 113,753 | 114,175 | 110,121 | 114,670 | 114,564 | 118,663 | 130,110 | 128,533 | 134,131 | 136,330 | ...       |
|  | 1979   | 129,607                                    | 144,060 | 140,563 | 154,848 | 149,607 | 143,911 | 147,084 | 144,666 | 137,370 | 135,244 | 138,076 | 146,067 | ...       |
|  | 1980   | 171,700                                    | 179,053 | 175,480 | 183,020 | 184,137 | 184,825 | 187,530 | 179,181 | 220,796 | 212,012 | 215,520 | 195,862 | ...       |
|  | 1981   | 203,762                                    | 198,435 | 194,460 | 207,653 | 206,278 | 203,665 | 200,066 | 196,022 | 186,458 | 182,279 | 180,992 | 191,913 | ...       |
|  | 1982   | 200,041                                    | 209,568 | 202,863 | 213,491 | 213,646 | 209,025 | 211,012 | 205,983 | 207,390 | 191,645 | 175,439 | ...     |           |
| D 313578   | 13 304 |  |         |         |         |         |         |         |         |         |         |         |         |           |
| Wire and wire products manufacturers - Industrie du fil métallique et de ses produits: Shipments - Livraisons                  | 1978   | 81,079                                     | 86,593  | 100,081 | 96,337  | 107,263 | 111,151 | 94,898  | 86,097  | 104,221 | 98,117  | 111,904 | 95,928  | 1,173,669 |
|  | 1979   | 106,929                                    | 108,673 | 124,950 | 112,839 | 131,835 | 127,989 | 102,579 | 110,434 | 117,510 | 128,259 | 121,382 | 89,995  | 1,383,374 |
|  | 1980   | 120,524                                    | 124,932 | 130,860 | 122,004 | 124,470 | 112,802 | 103,008 | 101,712 | 127,117 | 126,503 | 117,096 | 111,510 | 1,422,538 |
|  | 1981   | 112,444                                    | 121,492 | 138,565 | 132,442 | 135,170 | 147,713 | 87,490  | 95,297  | 112,934 | 104,378 | 96,861  | 85,488  | 1,370,274 |
|  | 1982   | 101,123                                    | 106,352 | 126,783 | 109,970 | 109,887 | 116,641 | 93,586  | 107,258 | 113,011 | 101,653 | 96,660  | ...     |           |
| D 313497   | 13 305 |  |         |         |         |         |         |         |         |         |         |         |         |           |
| New orders - Nouvelles commandes   | 1978   | 88,336                                     | 102,142 | 117,898 | 88,098  | 126,277 | 119,485 | 116,439 | 7,810   | 134,649 | 107,639 | 116,555 | 78,512  | ...       |
|  | 1979   | 130,567                                    | 109,101 | 149,540 | 67,165  | 181,853 | 122,595 | 85,719  | 112,539 | 107,106 | 166,972 | 98,721  | 62,579  | ...       |
|  | 1980   | 146,396                                    | 128,699 | 126,620 | 112,120 | 138,938 | 71,440  | 110,859 | 82,228  | 175,581 | 108,004 | 113,985 | 121,141 | ...       |
|  | 1981   | 100,682                                    | 150,805 | 148,537 | 131,091 | 140,917 | 162,327 | 92,467  | 127,653 | 94,314  | 84,013  | 75,350  | 53,825  | ...       |
|  | 1982   | 61,874                                     | 134,844 | 143,632 | 92,554  | 98,944  | 137,496 | 74,889  | 88,807  | 127,796 | 94,905  | 94,141  | ...     |           |
| D 313511   | 13 305 |  |         |         |         |         |         |         |         |         |         |         |         |           |
| Unfilled orders - Commandes en carnet  | 1978   | 115,625                                    | 131,174 | 148,991 | 140,752 | 159,766 | 168,100 | 189,641 | 111,354 | 141,782 | 151,304 | 155,955 | 138,539 | ...       |
|  | 1979   | 162,177                                    | 162,605 | 187,195 | 141,521 | 191,539 | 186,145 | 169,285 | 171,390 | 160,986 | 199,699 | 177,088 | 149,672 | ...       |
|  | 1980   | 175,544                                    | 179,311 | 175,071 | 165,187 | 179,655 | 138,293 | 146,144 | 126,660 | 175,524 | 157,025 | 153,914 | 163,545 | ...       |
|  | 1981   | 151,783                                    | 181,096 | 191,068 | 189,717 | 195,464 | 210,078 | 215,055 | 247,411 | 228,791 | 208,476 | 186,915 | 155,252 | ...       |
|  | 1982   | 116,003                                    | 144,495 | 161,344 | 143,928 | 132,985 | 153,840 | 135,143 | 116,692 | 131,477 | 124,729 | 122,710 | ...     |           |
| D 313525   | 13 305 |  |         |         |         |         |         |         |         |         |         |         |         |           |
| Inventory owned - Total - Des stocks possédés  | 1978   | 236,668                                    | 242,560 | 244,386 | 244,358 | 242,642 | 237,833 | 232,159 | 239,161 | 250,172 | 252,323 | 255,922 | 259,708 | ...       |
|  | 1979   | 301,418                                    | 273,662 | 270,457 | 277,495 | 285,658 | 286,686 | 288,050 | 290,333 | 304,285 | 309,470 | 320,802 | 335,356 | ...       |
|  | 1980   | 348,265                                    | 354,223 | 362,866 | 366,374 | 366,167 | 358,780 | 340,858 | 334,542 | 345,934 | 311,809 | 317,812 | 305,864 | ...       |
|  | 1981   | 336,342                                    | 339,711 | 348,711 | 350,378 | 351,690 | 348,959 | 346,689 | 329,041 | 318,379 | 314,251 | 316,458 | 345,587 | ...       |
|  | 1982   | 352,812                                    | 381,286 | 392,588 | 393,194 | 384,039 | 376,294 | 356,640 | 356,458 | 348,082 | 346,185 | 340,938 | ...     |           |
| D 313595   | 13 305 |  |         |         |         |         |         |         |         |         |         |         |         |           |
| Raw materials - Matières premières   | 1978   | 107,527                                    | 110,124 | 112,562 | 112,611 | 111,565 | 112,992 | 115,117 | 122,937 | 128,498 | 129,912 | 128,436 | 128,847 | ...       |
|  | 1979   | 159,766                                    | 129,825 | 126,355 | 132,276 | 139,735 | 141,293 | 148,445 | 145,132 | 152,255 | 157,295 | 158,777 | 177,858 | ...       |
|  | 1980   | 177,464                                    | 176,357 | 172,460 | 171,854 | 177,592 | 171,899 | 166,288 | 160,456 | 159,688 | 144,129 | 141,713 | 131,430 | ...       |
|  | 1981   | 150,184                                    | 153,129 | 161,923 | 163,376 | 164,009 | 168,241 | 173,640 | 167,051 | 156,776 | 151,149 | 149,567 | 169,947 | ...       |
|  | 1982   | 168,902                                    | 181,698 | 189,595 | 187,274 | 180,049 | 171,655 | 166,684 | 163,607 | 153,995 | 149,846 | 146,708 | ...     |           |
| D 313553   | 13 305 |  |         |         |         |         |         |         |         |         |         |         |         |           |
| Goods in process - Produits en cours   | 1978   | 25,624                                     | 25,205  | 24,051  | 22,688  | 20,662  | 21,041  | 22,160  | 21,998  | 23,794  | 22,630  | 24,681  | 25,599  | ...       |
|  | 1979   | 23,990                                     | 23,250  | 22,851  | 22,427  | 23,426  | 25,648  | 25,190  | 26,013  | 26,176  | 27,527  | 27,252  | 29,002  | ...       |
|  | 1980   | 26,661                                     | 26,285  | 26,547  | 25,703  | 25,566  | 23,273  | 22,709  | 22,797  | 25,213  | 22,068  | 23,830  | 25,446  | ...       |
|  | 1981   | 24,591                                     | 25,308  | 24,767  | 25,225  | 25,049  | 23,651  | 24,581  | 25,113  | 26,118  | 26,130  | 26,903  | 26,884  | ...       |
|  | 1982   | 25,699                                     | 28,193  | 27,328  | 27,309  | 26,920  | 28,365  | 27,734  | 28,099  | 27,636  | 28,146  | 29,443  | ...     |           |
| D 313567   | 13 305 |  |         |         |         |         |         |         |         |         |         |         |         |           |
| Finished products - Produits finis   | 1978   | 103,517                                    | 107,231 | 107,773 | 109,059 | 110,415 | 103,800 | 94,882  | 94,226  | 97,880  | 99,781  | 102,805 | 105,262 | ...       |
|  | 1979   | 117,662                                    | 120,587 | 121,251 | 122,742 | 122,497 | 119,745 | 114,415 | 119,188 | 125,854 | 124,648 | 134,773 | 128,496 | ...       |
|  | 1980   | 144,140                                    | 151,581 | 163,859 | 168,817 | 163,009 | 163,608 | 151,861 | 151,289 | 161,033 | 145,612 | 152,269 | 148,988 | ...       |
|  | 1981   | 161,567                                    | 161,274 | 162,021 | 161,777 | 162,632 | 157,067 | 148,468 | 136,877 | 135,485 | 136,972 | 139,988 | 148,756 | ...       |
|  | 1982   | 158,211                                    | 171,395 | 175,665 | 178,611 | 177,070 | 176,274 | 162,222 | 164,752 | 166,451 | 168,193 | 164,787 | ...     |           |
| D 313581   | 13 305 |  |         |         |         |         |         |         |         |         |         |         |         |           |
| Hardware, tool and cutlery manufacturers - Fabricants de quincailleries, d'outillage et de coutellerie: Shipments - Livraisons | 1978   | 49,365                                     | 53,716  | 59,629  | 65,405  | 65,343  | 63,349  | 58,791  | 55,882  | 63,078  | 64,369  | 63,461  | 61,768  | 724,156   |
|  | 1979   | 71,502                                     | 75,098  | 83,864  | 80,393  | 82,932  | 77,031  | 71,589  | 63,859  | 76,035  | 83,785  | 74,092  | 72,575  | 912,755   |
|  | 1980   | 81,095                                     | 85,433  | 93,687  | 92,987  | 81,001  | 76,991  | 72,728  | 71,866  | 87,138  | 87,434  | 83,468  | 81,908  | 995,736   |
|  | 1981   | 82,014                                     | 90,404  | 100,841 | 99,997  | 91,323  | 94,475  | 92,159  | 81,892  | 95,714  | 95,089  | 86,915  | 79,073  | 1,089,896 |
|  | 1982   | 84,966                                     | 83,980  | 94,069  | 85,712  | 79,120  | 81,893  | 58,877  | 67,486  | 78,582  | 72,601  | 74,808  | ...     |           |
| D 313498   | 13 306 |  |         |         |         |         |         |         |         |         |         |         |         |           |
| New orders - Nouvelles commandes   | 1978   | 55,491                                     | 61,506  | 63,122  | 60,522  | 67,328  | 62,643  | 64,215  | 54,605  | 71,026  | 62,552  | 68,111  | 72,830  | ...       |
|  | 1979   | 43,697                                     | 75,003  | 82,361  | 84,644  | 77,443  | 75,972  | 80,551  | 71,940  | 75,495  | 89,499  | 85,475  | 78,539  | ...       |
|  | 1980   | 91,517                                     | 81,707  | 92,620  | 97,735  | 74,466  | 75,377  | 69,148  | 73,290  | 96,883  | 92,735  | 80,978  | 71,153  | ...       |
|  | 1981   | 81,156                                     | 87,598  | 100,662 | 98,813  | 89,744  | 98,276  | 86,374  | 77,006  | 95,667  | 88,693  | 82,726  | 73,028  | ...       |
|  | 1982   | 75,208                                     | 71,594  | 95,110  | 82,045  | 74,693  | 79,635  | 57,299  | 72,214  | 73,127  | 73,356  | 75,575  | ...     |           |
| D 313512   | 13 306 |  |         |         |         |         |         |         |         |         |         |         |         |           |
| Unfilled orders - Commandes en carnet  | 1978   | 91,757                                     | 99,547  | 103,040 | 98,157  | 100,142 | 99,436  | 104,860 | 103,583 | 111,531 |         |         |         |           |



TABLE 6. Estimated Value of Shipments, Orders and Inventories in Selected Individual Industries

TABLEAU 6. Valeur estimative des livraisons, commandes et stocks de certaines industries particulières

| SIC 1970  | CAE 1970        | Months - Mois |              |               |                |            |              |                |              |         |         |         |              | Total   |           |
|---|-----------------|---------------|--------------|---------------|----------------|------------|--------------|----------------|--------------|---------|---------|---------|--------------|---------|-----------|
|   |                 | Jan.<br>Janv. | Feb.<br>Fév. | March<br>Mars | April<br>Avril | May<br>Mai | June<br>Juin | July<br>Juill. | Aug.<br>Août | Sept.   | Oct.    | Nov.    | Dec.<br>Déc. |         |           |
| thousands of dollars - milliers de dollars  |                 |               |              |               |                |            |              |                |              |         |         |         |              |         |           |
| Raw materials - Matières premières  |                 | 1978          | 64,464       | 64,306        | 62,795         | 62,156     | 61,353       | 63,096         | 64,607       | 64,256  | 64,997  | 64,254  | 66,496       | 67,388  | ...       |
|   |                 | 1979          | 75,082       | 75,257        | 79,218         | 80,832     | 84,263       | 85,207         | 87,313       | 88,857  | 88,843  | 85,976  | 87,647       | 90,159  | ...       |
|   |                 | 1980          | 91,059       | 91,161        | 90,141         | 93,735     | 95,545       | 94,415         | 95,821       | 99,320  | 100,035 | 98,730  | 99,100       | 99,354  | ...       |
|   |                 | 1981          | 102,401      | 98,794        | 99,970         | 100,340    | 99,669       | 97,544         | 96,375       | 96,943  | 93,732  | 88,976  | 89,849       | 86,973  | ...       |
|   | D 313554 13 306 | 1982          | 85,567       | 85,857        | 81,273         | 83,247     | 82,719       | 81,863         | 87,713       | 88,653  | 86,214  | 82,838  | 80,443       | ...     |           |
| Goods in process - Produits en cours  |                 | 1978          | 50,000       | 50,991        | 52,141         | 52,162     | 50,567       | 51,651         | 50,942       | 51,743  | 53,493  | 53,761  | 55,900       | 58,289  | ...       |
|   |                 | 1979          | 62,038       | 61,376        | 65,293         | 66,679     | 63,800       | 66,384         | 61,145       | 61,042  | 59,782  | 62,734  | 66,191       | 68,960  | ...       |
|   |                 | 1980          | 72,126       | 72,253        | 72,643         | 74,882     | 72,699       | 70,929         | 69,256       | 64,885  | 67,823  | 70,347  | 73,215       | 75,907  | ...       |
|   |                 | 1981          | 79,027       | 84,708        | 86,277         | 85,257     | 86,586       | 87,933         | 82,096       | 85,975  | 82,784  | 85,334  | 84,117       | 83,166  | ...       |
|   | D 313568 13 306 | 1982          | 80,418       | 81,063        | 82,298         | 78,976     | 76,429       | 75,631         | 70,585       | 73,554  | 69,996  | 67,456  | 65,236       | ...     |           |
| Finished products - Produits finis  |                 | 1978          | 38,355       | 36,113        | 36,110         | 35,494     | 36,188       | 39,715         | 40,461       | 42,480  | 42,388  | 42,667  | 42,619       | 42,178  | ...       |
|   |                 | 1979          | 43,231       | 44,161        | 46,978         | 47,390     | 51,115       | 52,929         | 47,629       | 48,075  | 48,390  | 48,996  | 51,082       | 49,993  | ...       |
|   |                 | 1980          | 51,793       | 51,053        | 50,857         | 53,080     | 54,848       | 57,634         | 55,095       | 49,455  | 51,116  | 51,564  | 53,778       | 56,915  | ...       |
|   |                 | 1981          | 55,994       | 55,856        | 55,295         | 56,809     | 59,944       | 59,851         | 56,343       | 54,012  | 57,763  | 57,754  | 59,178       | 61,291  | ...       |
|   | D 313582 13 306 | 1982          | 62,539       | 62,331        | 64,213         | 65,904     | 65,011       | 64,209         | 61,133       | 57,911  | 55,681  | 54,502  | 55,662       | ...     |           |
| Heating equipment manufacturers - Fabricants d'appareils de chauffage                   |                 | 1978          | 16,994       | 17,464        | 18,444         | 17,689     | 18,865       | 21,439         | 18,315       | 17,951  | 23,706  | 24,977  | 26,262       | 20,755  | 242,861   |
| Shipments - Livraisons  |                 | 1979          | 22,231       | 22,584        | 24,650         | 23,096     | 27,167       | 28,672         | 23,461       | 27,161  | 28,266  | 30,981  | 30,056       | 25,152  | 313,477   |
|   |                 | 1980          | 25,280       | 27,671        | 28,070         | 29,218     | 28,522       | 31,299         | 25,670       | 27,963  | 34,433  | 36,018  | 32,605       | 30,601  | 357,350   |
|   |                 | 1981          | 26,109       | 26,414        | 29,997         | 28,931     | 31,266       | 32,202         | 31,832       | 32,765  | 42,418  | 45,674  | 41,793       | 33,908  | 403,309   |
|   | D 313499 13 307 | 1982          | 28,694       | 29,759        | 30,066         | 27,253     | 27,664       | 30,007         | 23,058       | 28,987  | 41,205  | 40,105  | 37,313       | ...     |           |
| New orders - Nouvelles commandes  |                 | 1978          | 18,020       | 17,569        | 17,499         | 18,873     | 21,798       | 22,275         | 15,327       | 21,674  | 24,697  | 29,501  | 27,510       | 22,790  | ...       |
|   |                 | 1979          | 21,080       | 20,968        | 25,780         | 23,561     | 29,189       | 28,140         | 23,475       | 29,782  | 27,798  | 35,704  | 29,255       | 33,772  | ...       |
|   |                 | 1980          | 28,540       | 26,992        | 29,738         | 28,997     | 27,733       | 33,475         | 25,511       | 28,791  | 33,175  | 36,777  | 31,657       | 27,554  | ...       |
|   |                 | 1981          | 23,466       | 23,558        | 30,281         | 27,740     | 31,674       | 33,776         | 31,944       | 34,169  | 45,404  | 46,765  | 38,858       | 35,570  | ...       |
|   | D 313513 13 307 | 1982          | 32,020       | 27,917        | 29,791         | 30,609     | 26,962       | 31,152         | 20,825       | 30,011  | 35,097  | 35,761  | 32,076       | ...     |           |
| Unfilled orders - Commandes en carnet   |                 | 1978          | 31,808       | 31,913        | 30,968         | 32,152     | 35,085       | 35,921         | 32,933       | 36,656  | 37,647  | 42,171  | 43,419       | 45,454  | ...       |
|   |                 | 1979          | 44,303       | 42,687        | 43,817         | 44,282     | 46,304       | 45,772         | 45,786       | 48,407  | 47,939  | 52,662  | 51,861       | 60,481  | ...       |
|   |                 | 1980          | 63,741       | 63,062        | 64,730         | 64,509     | 63,720       | 65,896         | 65,737       | 66,565  | 65,307  | 66,066  | 65,118       | 62,071  | ...       |
|   |                 | 1981          | 59,428       | 56,572        | 56,856         | 55,665     | 56,073       | 57,647         | 57,759       | 59,163  | 62,149  | 63,240  | 60,305       | 61,967  | ...       |
|   | D 313527 13 307 | 1982          | 65,293       | 63,451        | 63,176         | 66,532     | 65,830       | 66,975         | 64,742       | 65,766  | 59,658  | 55,314  | 50,077       | ...     |           |
| Inventory owned - Total - Des stocks possédés   |                 | 1978          | 54,534       | 56,748        | 59,614         | 61,387     | 65,240       | 64,990         | 64,735       | 65,453  | 64,174  | 63,272  | 62,269       | 64,846  | ...       |
|   |                 | 1979          | 73,158       | 77,274        | 81,606         | 86,667     | 88,237       | 88,206         | 88,786       | 92,444  | 87,722  | 85,202  | 81,739       | 82,474  | ...       |
|   |                 | 1980          | 81,401       | 92,616        | 98,077         | 102,628    | 105,061      | 107,485        | 106,139      | 110,822 | 108,179 | 105,547 | 109,312      | 107,432 | ...       |
|   |                 | 1981          | 109,919      | 112,958       | 113,701        | 115,146    | 116,769      | 119,892        | 116,798      | 118,516 | 117,733 | 116,948 | 120,438      | 121,042 | ...       |
|   | D 313597 13 307 | 1982          | 126,477      | 131,307       | 134,426        | 134,080    | 131,431      | 129,732        | 125,842      | 120,297 | 113,793 | 109,074 | 104,106      | ...     |           |
| Miscellaneous metal fabricating industries - Fabrication de produits métalliques divers |                 | 1978          | 92,674       | 93,171        | 110,947        | 100,000    | 107,004      | 110,551        | 85,939       | 95,803  | 106,988 | 110,228 | 108,594      | 99,190  | 1,221,089 |
| Shipments - Livraisons  |                 | 1979          | 105,992      | 109,044       | 122,697        | 110,535    | 123,915      | 118,555        | 103,442      | 106,129 | 115,046 | 126,201 | 128,012      | 91,367  | 1,360,935 |
|   |                 | 1980          | 122,619      | 123,541       | 144,311        | 133,531    | 139,747      | 127,334        | 123,944      | 112,547 | 133,766 | 133,869 | 121,252      | 117,927 | 1,534,388 |
|   |                 | 1981          | 122,495      | 132,159       | 147,279        | 147,565    | 141,140      | 151,516        | 132,056      | 127,279 | 161,333 | 153,530 | 153,735      | 115,778 | 1,685,865 |
|   | D 313501 13 309 | 1982          | 119,385      | 122,876       | 148,710        | 141,431    | 124,146      | 139,496        | 106,479      | 115,710 | 122,398 | 121,293 | 124,644      | ...     |           |
| New orders - Nouvelles commandes  |                 | 1978          | 100,690      | 89,888        | 113,904        | 103,970    | 104,276      | 106,269        | 82,773       | 106,486 | 109,200 | 110,650 | 132,434      | 92,977  | ...       |
|   |                 | 1979          | 54,108       | 112,213       | 130,588        | 111,633    | 127,269      | 123,560        | 95,014       | 105,647 | 118,228 | 124,945 | 139,175      | 130,462 | ...       |
|   |                 | 1980          | 134,813      | 126,050       | 139,775        | 127,466    | 132,863      | 113,218        | 127,657      | 109,532 | 130,171 | 124,075 | 140,493      | 126,949 | ...       |
|   |                 | 1981          | 148,149      | 127,528       | 147,350        | 142,923    | 126,383      | 131,283        | 120,579      | 121,948 | 139,329 | 169,156 | 155,157      | 131,952 | ...       |
|   | D 313515 13 309 | 1982          | 133,696      | 113,652       | 134,259        | 134,130    | 106,903      | 121,173        | 97,695       | 111,230 | 111,085 | 124,395 | 118,985      | ...     |           |
| Unfilled orders - Commandes en carnet   |                 | 1978          | 183,269      | 179,986       | 182,943        | 186,913    | 184,185      | 179,903        | 176,737      | 187,420 | 189,632 | 190,054 | 213,894      | 207,681 | ...       |
|   |                 | 1979          | 155,797      | 158,966       | 166,857        | 167,955    | 171,309      | 176,314        | 167,886      | 167,404 | 170,586 | 169,330 | 181,033      | 220,128 | ...       |
|   |                 | 1980          | 232,322      | 234,831       | 230,295        | 224,230    | 217,346      | 206,943        | 203,928      | 203,928 | 200,333 | 190,539 | 209,780      | 218,802 | ...       |
|   |                 | 1981          | 244,456      | 239,825       | 239,896        | 235,254    | 220,497      | 200,264        | 188,787      | 183,456 | 161,452 | 177,078 | 178,500      | 194,674 | ...       |
|   | D 313529 13 309 | 1982          | 208,985      | 199,761       | 185,310        | 178,009    | 160,766      | 142,443        | 133,659      | 129,179 | 117,866 | 120,968 | 115,309      | ...     |           |
| Inventory owned - Total - Des stocks possédés   |                 | 1978          | 255,781      | 260,232       | 265,917        | 271,270    | 272,661      | 279,150        | 277,496      | 282,088 | 277,571 | 268,740 | 272,860      | 278,882 | ...       |
|   |                 | 1979          | 265,436      | 270,665       | 275,556        | 282,777    | 288,889      | 297,987        | 288,737      | 304,109 | 306,922 | 309,795 | 306,707      | 323,500 | ...       |
|   |                 | 1980          | 330,552      | 333,228       | 338,371        | 342,624    | 346,254      | 350,413        | 342,937      | 343,031 | 379,790 | 335,075 | 330,867      | 336,877 | ...       |
|   |                 | 1981          | 339,843      | 352,934       | 351,624        | 361,590    | 376,613      | 375,547        | 359,055      | 372,294 | 379,773 | 380,002 | 389,138      | 397,948 | ...       |
|   | D 313599 13 309 | 1982          | 411,457      | 412,804       | 410,450        | 409,284    | 400,315      | 386,678        | 365,658      | 355,660 | 342,294 | 341,601 | 326,629      | ...     |           |
| Raw materials - Matières premières  |                 | 1978          | 111,873      | 114,823       | 117,142        | 120,749    | 122,609      | 128,657        | 133,408      | 137,732 | 131,265 | 129,481 | 125,994      | 131,386 | ...       |
|   |                 | 1979          | 130,429      | 131,206       | 135,937        | 139,786    | 141,819      | 144,236        | 138,825      | 150,198 | 152,312 | 156,597 | 151,705      | 161,718 | ...       |
|   |                 | 1980          | 161,280      | 161,582       | 166,385        | 165,067    | 168,301      | 165,479        | 161,409      | 164,111 | 157,741 | 157,755 | 151,723      | 158,588 | ...       |
|   |                 | 1981          | 159,263      | 169,969       | 167,882        | 175,956    | 186,614      | 185,623        | 185,327      | 192,565 | 191,356 | 186,996 | 189,728      | 195,791 | ...       |
|   | D 313557 13 309 | 1982          | 192,865      | 190,526       | 185,200        | 186,934    | 180,840      | 172,241        | 161,929      | 157,290 | 149,611 | 148,357 | 136,662      | ...     |           |
| Goods in process - Produits en cours  |                 | 1978          | 78,183       | 77,056        | 76,774         | 77,533     | 76,827       | 79,297         | 78,956       | 80,135  | 82,779  | 76,354  | 77,043       | 79,259  | ...       |
|   |                 | 1979          | 71,998       | 71,941        | 70,852         | 71,443     | 72,824       | 78,376         | 75,177       | 79,354  | 81,137  | 81,343  | 80,774       | 83,142  | ...       |
|   |                 | 1980          | 86,687       | 87,807        | 87,588         | 91,358     | 91,289       | 93,503         | 91,091       | 89,847  | 85,224  | 87,702  | 88,042       | 87,703  | ...       |
|   |                 | 1981          | 89,033       | 93,158        | 93,454         | 96,012     | 99,240       | 97,790         | 87,130       | 90,462  | 93,837  | 98,295  | 101,703      | 101,147 | ...       |
|   | D 313571 13 309 | 1982          | 101,047      | 100,828       | 100,685        | 96         |              |                |              |         |         |         |              |         |           |

TABLE 6. Estimated Value of Shipments, Orders and Inventories in Selected Individual Industries

TABLEAU 6. Valeur estimative des livraisons, commandes et stocks de certaines industries particulières

| IC 1979   | IC 1980 | Month - Mois |              |               |                |            |              |               |              |           |           |           |           | Total     |
|---|---------|--------------|--------------|---------------|----------------|------------|--------------|---------------|--------------|-----------|-----------|-----------|-----------|-----------|
|   |         | Jan<br>Janv. | Feb.<br>Fév. | March<br>Mars | April<br>Avril | May<br>Mai | June<br>Juin | July<br>Juil. | Aug.<br>Août | Sept.     | Oct.      | Nov.      | Déc.      |           |
| thousands of dollars = milliers de dollars  |         |              |              |               |                |            |              |               |              |           |           |           |           |           |
| <b>MACHINERY INDUSTRIES (except Electrical Machinery) - FABRICATION DE MACHINES (sauf électriques):</b> |         |              |              |               |                |            |              |               |              |           |           |           |           |           |
| Agricultural implement industry - Fabricants d'instruments aratoires                                    | 1978    | 58.104       | 66.825       | 89.931        | 94.386         | 86.353     | 74.400       | 59.495        | 51.634       | 72.479    | 79.603    | 66.474    | 75.750    | 875.434   |
| Shipments - Livraisons  | 1979    | 91.717       | 98.251       | 136.547       | 119.074        | 107.401    | 119.053      | 95.306        | 71.802       | 89.762    | 99.267    | 97.672    | 106.657   | 1.232.509 |
|   | 1980    | 156.600      | 143.866      | 171.495       | 159.865        | 147.187    | 133.759      | 99.323        | 68.546       | 64.430    | 76.372    | 76.637    | 94.558    | 1.392.638 |
| D 313747  | 1981    | 96.093       | 112.165      | 153.329       | 164.099        | 121.640    | 121.624      | 111.661       | 81.869       | 119.866   | 135.132   | 103.210   | 96.205    | 1.416.893 |
|   | 1982    | 90.244       | 156.294      | 167.712       | 131.583        | 117.852    | 123.755      | 69.708        | 55.899       | 67.440    | 65.692    | 57.964    |           |           |
| Inventory owned - Total - Des stocks possédés   | 1978    | 275.988      | 274.100      | 262.213       | 233.894        | 220.214    | 206.221      | 201.632       | 202.431      | 221.464   | 217.548   | 234.373   | 267.446   |           |
|   | 1979    | 235.905      | 245.617      | 244.383       | 236.648        | 245.667    | 234.421      | 229.588       | 239.762      | 248.758   | 270.820   | 306.387   | 315.552   |           |
|   | 1980    | 307.848      | 313.441      | 313.126       | 307.384        | 286.834    | 267.851      | 244.111       | 232.913      | 226.889   | 245.569   | 273.202   | 276.531   |           |
|   | 1981    | 276.910      | 266.241      | 268.782       | 242.235        | 242.909    | 246.096      | 233.101       | 251.678      | 272.382   | 262.578   | 281.937   | 306.679   |           |
| D 313782  | 1982    | 324.961      | 312.744      | 306.629       | 304.991        | 286.580    | 279.048      | 263.037       | 256.088      | 263.490   | 259.785   | 265.679   |           |           |
| Miscellaneous machinery and equipment   | 1978    | 215.615      | 247.266      | 322.685       | 288.412        | 290.658    | 321.244      | 243.739       | 251.233      | 315.869   | 291.491   | 308.738   | 312.250   | 3.409.200 |
| Manufacturers - Fabricants de machines et équipement divers   | 1979    | 295.416      | 332.779      | 395.801       | 330.852        | 356.588    | 369.393      | 334.488       | 338.004      | 352.758   | 378.189   | 396.806   | 399.271   | 4.280.345 |
| Shipments - Livraisons  | 1980    | 357.660      | 402.825      | 480.300       | 436.051        | 416.302    | 426.399      | 392.818       | 355.717      | 416.903   | 462.775   | 409.986   | 437.632   | 4.995.368 |
| D 313748  | 1981    | 393.353      | 451.488      | 519.694       | 493.710        | 496.802    | 514.645      | 493.716       | 401.578      | 485.819   | 485.353   | 445.610   | 484.531   | 5.666.297 |
|   | 1982    | 386.142      | 421.077      | 516.513       | 404.473        | 378.648    | 399.433      | 372.514       | 307.392      | 398.134   | 331.879   | 353.080   |           |           |
| New orders - Nouvelles commandes  | 1978    | 241.672      | 296.891      | 359.791       | 283.514        | 298.577    | 326.491      | 261.056       | 263.437      | 319.318   | 496.246   | 352.574   | 396.382   |           |
|   | 1979    | 330.842      | 442.233      | 410.895       | 351.488        | 359.066    | 316.264      | 283.393       | 403.089      | 316.000   | 491.289   | 451.052   | 339.933   |           |
|   | 1980    | 561.286      | 463.639      | 568.285       | 600.849        | 365.201    | 449.984      | 357.250       | 373.145      | 373.858   | 341.936   | 459.543   | 385.885   |           |
| D 313753  | 1981    | 553.819      | 442.853      | 554.242       | 540.667        | 454.181    | 334.947      | 508.787       | 398.578      | 507.738   | 403.797   | 449.657   | 304.815   |           |
|   | 1982    | 367.423      | 345.737      | 598.573       | 362.255        | 367.201    | 358.212      | 347.024       | 297.129      | 397.195   | 268.374   | 389.940   |           |           |
| Unfilled orders - Commandes en carnet   | 1978    | 1.347.347    | 1.396.972    | 1.434.078     | 1.429.180      | 1.437.099  | 1.442.346    | 1.459.663     | 1.471.867    | 1.475.316 | 1.680.071 | 1.723.907 | 1.808.039 |           |
|   | 1979    | 1.843.465    | 1.952.919    | 1.968.011     | 1.988.649      | 1.991.177  | 1.937.998    | 1.886.903     | 1.951.988    | 1.915.230 | 2.028.330 | 2.122.576 | 2.063.238 |           |
|   | 1980    | 2.266.864    | 2.327.678    | 2.415.663     | 2.440.461      | 2.389.360  | 2.412.945    | 2.377.377     | 2.394.805    | 2.351.760 | 2.230.921 | 2.280.478 | 2.228.731 |           |
| D 313758  | 1981    | 2.389.197    | 2.380.562    | 2.415.110     | 2.462.067      | 2.419.446  | 2.239.750    | 2.254.821     | 2.251.821    | 2.273.740 | 2.192.184 | 2.196.231 | 2.016.515 |           |
|   | 1982    | 1.997.796    | 1.922.456    | 2.004.516     | 1.962.298      | 1.950.851  | 1.909.630    | 1.884.140     | 1.873.877    | 1.872.938 | 1.809.433 | 1.846.293 |           |           |
| Inventory owned - Total - Des stocks possédés   | 1978    | 786.008      | 817.645      | 838.677       | 853.472        | 856.507    | 863.888      | 863.836       | 868.992      | 876.744   | 872.835   | 886.558   | 878.918   |           |
|   | 1979    | 871.351      | 923.362      | 935.204       | 949.144        | 985.605    | 997.287      | 994.802       | 1.025.994    | 1.068.145 | 1.101.612 | 1.119.168 | 1.120.011 |           |
|   | 1980    | 1.155.535    | 1.183.928    | 1.205.072     | 1.238.350      | 1.239.540  | 1.240.871    | 1.238.729     | 1.288.271    | 1.304.190 | 1.306.658 | 1.273.936 | 1.290.352 |           |
| D 313759  | 1981    | 1.293.776    | 1.343.817    | 1.357.114     | 1.370.641      | 1.348.999  | 1.359.557    | 1.299.008     | 1.318.023    | 1.293.317 | 1.314.614 | 1.334.815 | 1.311.726 |           |
|   | 1982    | 1.317.383    | 1.335.533    | 1.324.579     | 1.326.463      | 1.333.471  | 1.287.415    | 1.219.598     | 1.220.677    | 1.153.672 | 1.153.018 | 1.122.269 |           |           |
| Inventory held - Total - Des stocks détenus   | 1978    | 978.139      | 1.015.783    | 1.017.390     | 1.048.374      | 1.060.371  | 1.078.173    | 1.091.905     | 1.098.527    | 1.115.056 | 1.131.996 | 1.158.047 | 1.153.962 |           |
|   | 1979    | 1.130.183    | 1.187.314    | 1.171.306     | 1.201.501      | 1.246.155  | 1.264.010    | 1.265.415     | 1.299.527    | 1.353.451 | 1.391.731 | 1.429.541 | 1.431.466 |           |
|   | 1980    | 1.476.597    | 1.515.556    | 1.488.442     | 1.518.782      | 1.531.949  | 1.543.643    | 1.533.380     | 1.578.869    | 1.594.883 | 1.635.747 | 1.618.428 | 1.635.909 |           |
| D 313763  | 1981    | 1.664.204    | 1.713.804    | 1.740.607     | 1.706.178      | 1.730.598  | 1.705.253    | 1.657.183     | 1.676.419    | 1.665.164 | 1.691.139 | 1.719.249 | 1.611.228 |           |
|   | 1982    | 1.616.396    | 1.641.538    | 1.597.251     | 1.590.224      | 1.596.483  | 1.534.949    | 1.481.284     | 1.462.146    | 1.390.960 | 1.400.663 | 1.340.666 |           |           |
| Raw materials - Matières premières  | 1978    | 355.117      | 372.081      | 382.044       | 388.033        | 390.240    | 394.486      | 397.387       | 399.521      | 407.397   | 411.921   | 425.074   | 433.057   |           |
|   | 1979    | 418.877      | 442.438      | 452.252       | 461.961        | 480.939    | 476.958      | 469.800       | 501.072      | 517.709   | 524.008   | 525.533   | 536.404   |           |
|   | 1980    | 555.719      | 565.567      | 575.368       | 578.767        | 576.742    | 576.742      | 581.569       | 574.746      | 607.001   | 626.913   | 625.648   | 634.290   |           |
| D 313768  | 1981    | 636.700      | 648.821      | 660.418       | 661.646        | 684.566    | 640.398      | 619.506       | 653.482      | 659.275   | 639.553   | 643.243   | 642.727   |           |
|   | 1982    | 648.975      | 636.491      | 639.265       | 628.382        | 618.981    | 583.182      | 572.994       | 582.333      | 558.377   | 554.807   | 536.651   |           |           |
| Goods in process - Produits en cours  | 1978    | 425.615      | 440.329      | 430.194       | 453.735        | 461.837    | 475.572      | 491.640       | 499.668      | 507.597   | 519.697   | 533.718   | 520.005   |           |
|   | 1979    | 504.199      | 539.981      | 505.128       | 526.743        | 550.673    | 569.976      | 574.440       | 578.571      | 600.233   | 621.199   | 655.695   | 644.940   |           |
|   | 1980    | 666.395      | 693.938      | 650.714       | 673.639        | 680.904    | 682.940      | 679.516       | 686.617      | 680.224   | 723.257   | 709.033   | 723.510   |           |
| D 313773  | 1981    | 739.956      | 774.211      | 783.123       | 742.630        | 738.308    | 751.114      | 735.649       | 717.609      | 699.897   | 716.305   | 726.477   | 616.854   |           |
|   | 1982    | 611.480      | 633.632      | 589.553       | 579.074        | 599.187    | 590.481      | 580.342       | 553.129      | 529.339   | 547.228   | 510.355   |           |           |
| Finished Products - Produits finis  | 1978    | 197.407      | 203.373      | 205.152       | 206.606        | 208.294    | 208.115      | 202.878       | 199.338      | 200.062   | 200.378   | 199.255   | 200.900   |           |
|   | 1979    | 207.107      | 204.895      | 213.926       | 212.797        | 214.543    | 217.076      | 221.175       | 219.884      | 235.509   | 246.524   | 248.313   | 250.122   |           |
|   | 1980    | 254.483      | 256.051      | 262.360       | 266.376        | 274.203    | 279.134      | 279.118       | 285.251      | 287.746   | 286.842   | 286.355   | 278.109   |           |
| D 313778  | 1981    | 287.548      | 290.772      | 296.766       | 301.902        | 307.724    | 313.741      | 302.028       | 305.328      | 305.992   | 335.281   | 349.529   | 351.647   |           |
|   | 1982    | 355.941      | 371.415      | 368.433       | 382.768        | 378.315    | 361.286      | 327.948       | 326.684      | 303.244   | 298.628   | 293.660   |           |           |
| Office and store machinery manufacturers - Fabricants de machine pour le bureau et le commerce          | 1978    | 28.509       | 35.865       | 43.585        | 37.999         | 47.274     | 47.506       | 36.892        | 45.062       | 52.935    | 49.752    | 61.406    | 60.059    | 546.844   |
| Shipments - Livraisons  | 1979    | 37.369       | 51.072       | 60.858        | 56.748         | 59.508     | 61.183       | 53.745        | 55.367       | 64.862    | 73.761    | 78.124    | 72.850    | 725.447   |
|   | 1980    | 70.977       | 56.590       | 74.362        | 63.605         | 71.120     | 76.774       | 66.967        | 70.381       | 70.673    | 78.093    | 94.158    | 99.704    | 893.404   |
| D 313750  | 1981    | 62.550       | 70.963       | 95.659        | 77.414         | 89.499     | 97.072       | 96.163        | 85.542       | 101.031   | 95.961    | 102.219   | 110.309   | 1.084.292 |
|   | 1982    | 87.944       | 88.948       | 116.143       | 100.732        | 102.096    | 106.926      | 85.011        | 87.263       | 101.510   | 94.878    | 102.012   |           |           |
| Inventory owned - Total - Des stocks possédés   | 1978    | 123.076      | 124.147      | 127.796       | 132.002        | 132.760    | 131.672      | 137.889       | 139.588      | 143.889   | 148.577   | 153.146   | 157.213   |           |
|   | 1979    | 177.894      | 185.010      | 188.500       | 186.768        | 198.339    | 209.232      | 226.321       | 250.724      | 256.121   | 257.897   | 250.253   | 272.730   |           |
|   | 1980    | 253.197      | 270.853      | 282.935       | 295.173        | 310.033    | 304.431      | 347.993       | 366.408      | 371.227   | 381.681   | 364.633   | 326.117   |           |
| D 313785  | 1981    | 344.868      | 360.438      | 368.265       | 364.760        | 370.052    | 377.760      | 375.320       | 376.449      | 359.889   | 367.246   | 353.541   | 333.832   |           |
|   | 1982    | 352.015      | 360.904      | 369.558       | 372.085        | 382.987    | 383.338      | 383.181       | 392.082      | 375.355   | 360.422   |           |           |           |
| Raw materials - Matières premières  | 1978    | 88.964       | 88.397       | 92.896        | 92.525         | 89.767     | 89.530       | 95.287        | 98.414       | 104.006   | 103.879   | 105.422   | 113.197   |           |
|   | 1979    | 113.210      | 121.516      | 124.289       | 122.944        | 138.332    | 150.016      | 156.801       | 184.398      | 188.839   | 177.068   | 165.414   | 199.282   |           |
|   | 1980    | 175.903      | 184.571      | 197.332       | 203.503        | 207.242    | 202.883      |               |              |           |           |           |           |           |



TABLE 6. Estimated Value of Shipments, Orders and Inventories in Selected Individual Industries

TABLEAU 6. Valeur estimative des livraisons, commandes et stocks de certaines industries particulières

| SIC 1970  | CAE 1970 | Months - Mois |           |           |           |           |           |           |           |           |           |           |           | Total     |            |
|---|----------|---------------|-----------|-----------|-----------|-----------|-----------|-----------|-----------|-----------|-----------|-----------|-----------|-----------|------------|
|   |          | Jan.          | Feb.      | March     | April     | May       | June      | July      | Aug.      | Sept.     | Oct.      | Nov.      | Dec.      |           |            |
|   |          | Janv.         | Fév.      | Mars      | Avril     | Maï       | Jun       | Juill.    | Août      |           |           |           |           |           |            |
| Thousands of dollars - milliers de dollars  |          |               |           |           |           |           |           |           |           |           |           |           |           |           |            |
| Finished products - Produits finis  |          | 1978          | 16,377    | 15,063    | 15,167    | 17,631    | 20,014    | 20,599    | 18,836    | 18,303    | 20,297    | 22,811    | 23,319    | 21,182    | ...        |
|   |          | 1979          | 31,476    | 29,361    | 28,224    | 27,786    | 25,981    | 26,104    | 29,861    | 33,643    | 34,881    | 41,952    | 39,673    | 34,185    | ...        |
|   |          | 1980          | 37,685    | 39,128    | 38,755    | 41,278    | 42,650    | 43,529    | 40,910    | 38,051    | 35,510    | 37,097    | 35,608    | 22,255    | ...        |
|   |          | 1981          | 32,765    | 39,986    | 43,721    | 46,961    | 49,398    | 56,976    | 51,328    | 42,666    | 44,598    | 54,903    | 53,083    | 47,102    | ...        |
| D 313780  | 14 318   | 1982          | 49,455    | 56,468    | 55,375    | 62,101    | 73,776    | 77,454    | 70,049    | 66,318    | 76,084    | 69,186    | 71,745    | ...       |            |
| <b>TRANSPORTATION EQUIPMENT INDUSTRIES - FABRICATION D'EQUIPEMENT DE TRANSPORT:</b>                   |          |               |           |           |           |           |           |           |           |           |           |           |           |           |            |
| Aircraft and aircraft parts manufacturers - Fabricants d'aéronefs et de pièces                        |          | 1978          | 93,494    | 98,679    | 113,065   | 106,664   | 119,922   | 101,918   | 87,104    | 84,536    | 105,101   | 128,949   | 115,055   | 126,480   | 1,280,967  |
|   |          | 1979          | 125,651   | 131,011   | 158,871   | 128,827   | 131,690   | 155,006   | 122,918   | 155,222   | 149,332   | 156,901   | 153,202   | 137,803   | 1,706,434  |
|   |          | 1980          | 158,187   | 189,714   | 183,151   | 181,637   | 214,736   | 175,065   | 158,656   | 162,998   | 210,437   | 223,851   | 205,819   | 239,254   | 2,303,505  |
| Shipments - Livraisons  |          | 1981          | 191,527   | 234,233   | 294,644   | 291,482   | 263,399   | 245,903   | 197,640   | 217,579   | 274,362   | 218,148   | 294,488   | 268,588   | 2,991,993  |
| D 313859  | 15 321   | 1982          | 268,373   | 199,663   | 294,964   | 211,316   | 274,392   | 229,602   | 154,113   | 183,397   | 217,797   | 217,801   | 216,314   | ...       |            |
| Unfilled orders - Commandes en carnet   |          | 1978          | 1,515,703 | 1,530,246 | 1,565,545 | 1,568,144 | 1,629,745 | 1,601,714 | 1,571,654 | 1,603,216 | 1,692,487 | 1,695,793 | 1,660,114 | 1,733,889 | ...        |
|   |          | 1979          | 1,871,772 | 1,753,598 | 1,807,553 | 1,879,612 | 1,941,610 | 2,018,323 | 2,119,159 | 2,271,441 | 2,240,990 | 2,252,420 | 2,304,171 | 2,355,143 | ...        |
|   |          | 1980          | 2,469,132 | 2,605,512 | 2,860,994 | 2,878,112 | 2,917,760 | 2,881,641 | 3,064,811 | 3,081,861 | 3,146,322 | 3,170,865 | 3,186,591 | 3,126,499 | ...        |
|   |          | 1981          | 3,302,838 | 3,325,929 | 3,438,879 | 3,322,211 | 3,270,313 | 3,215,556 | 3,201,243 | 3,037,279 | 3,029,519 | 3,067,582 | 2,972,335 | 3,091,789 | ...        |
| D 313883  | 15 321   | 1982          | 2,860,668 | 3,008,233 | 2,912,804 | 2,953,710 | 2,818,546 | 2,815,898 | 2,776,094 | 2,607,462 | 2,520,165 | 2,555,504 | 2,538,918 | ...       |            |
| Inventory held - Total - Des stocks détenus   |          | 1978          | 504,333   | 534,542   | 561,070   | 592,449   | 588,432   | 582,258   | 591,208   | 604,002   | 641,518   | 650,384   | 672,637   | 720,316   | ...        |
|   |          | 1979          | 736,805   | 751,983   | 772,294   | 810,875   | 836,040   | 871,552   | 904,051   | 940,852   | 977,177   | 991,334   | 1,018,752 | 1,089,412 | ...        |
|   |          | 1980          | 1,101,393 | 1,156,433 | 1,188,699 | 1,244,986 | 1,299,127 | 1,362,760 | 1,399,956 | 1,467,675 | 1,503,420 | 1,558,841 | 1,633,171 | 1,736,834 | ...        |
|   |          | 1981          | 1,776,978 | 1,827,525 | 1,911,192 | 1,971,066 | 2,010,261 | 2,071,837 | 2,132,331 | 2,164,520 | 2,203,754 | 2,217,476 | 2,290,532 | 2,334,897 | ...        |
| D 313895  | 15 321   | 1982          | 2,363,302 | 2,367,847 | 2,400,837 | 2,425,061 | 2,410,289 | 2,422,632 | 2,449,876 | 2,466,495 | 2,496,210 | 2,510,047 | 2,524,092 | ...       |            |
| Motor vehicle manufacturers - Fabricants de véhicules automobiles                                     |          | 1978          | 693,948   | 742,123   | 922,329   | 879,033   | 896,703   | 1,031,025 | 560,589   | 521,511   | 927,560   | 1,001,343 | 1,047,963 | 846,013   | 10,070,140 |
|   |          | 1979          | 955,028   | 910,224   | 1,084,690 | 881,637   | 1,101,913 | 1,014,259 | 660,595   | 752,717   | 826,345   | 962,493   | 850,936   | 723,559   | 10,724,396 |
|   |          | 1980          | 774,829   | 765,272   | 982,602   | 867,049   | 806,220   | 789,613   | 547,145   | 450,769   | 1,034,568 | 1,124,925 | 1,049,995 | 878,137   | 10,071,124 |
|   |          | 1981          | 651,966   | 825,993   | 1,118,735 | 1,158,194 | 1,135,527 | 1,297,633 | 854,920   | 702,286   | 899,571   | 1,018,298 | 949,525   | 719,585   | 11,332,233 |
| D 313860  | 15 323   | 1982          | 769,140   | 944,872   | 1,273,791 | 1,242,783 | 1,166,103 | 1,440,004 | 761,701   | 1,061,199 | 1,172,542 | 810,960   | 828,007   | ...       |            |
| Inventory owned - Total - Des stocks possédés   |          | 1978          | 570,989   | 605,320   | 564,257   | 618,739   | 610,290   | 566,318   | 474,912   | 586,211   | 590,037   | 605,104   | 626,330   | 664,881   | ...        |
|   |          | 1979          | 723,454   | 800,592   | 794,124   | 786,632   | 817,639   | 809,195   | 654,208   | 757,400   | 758,353   | 758,870   | 770,583   | 746,657   | ...        |
|   |          | 1980          | 721,757   | 737,695   | 767,360   | 736,218   | 718,940   | 681,621   | 607,819   | 738,418   | 703,618   | 714,316   | 694,365   | 669,788   | ...        |
|   |          | 1981          | 750,293   | 754,298   | 671,380   | 771,855   | 779,964   | 775,432   | 636,191   | 735,395   | 674,046   | 697,076   | 686,931   | 649,877   | ...        |
| D 313944  | 15 323   | 1982          | 701,308   | 685,366   | 677,017   | 655,163   | 692,549   | 605,159   | 611,913   | 691,286   | 665,518   | 677,260   | 612,894   | ...       |            |
| Raw materials - Matières premières  |          | 1978          | 99,850    | 98,805    | 105,879   | 110,429   | 106,854   | 100,951   | 78,713    | 110,953   | 107,928   | 117,480   | 133,518   | 132,959   | ...        |
|   |          | 1979          | 130,618   | 131,822   | 134,651   | 140,346   | 146,780   | 149,164   | 152,953   | 150,301   | 158,533   | 155,271   | 153,194   | 158,842   | ...        |
|   |          | 1980          | 166,720   | 165,097   | 166,594   | 173,113   | 158,933   | 135,818   | 140,110   | 135,957   | 133,272   | 126,869   | 127,892   | 120,696   | ...        |
|   |          | 1981          | 116,286   | 119,361   | 117,150   | 119,991   | 127,719   | 120,604   | 116,937   | 127,488   | 121,468   | 118,629   | 119,093   | 116,306   | ...        |
| D 313908  | 15 323   | 1982          | 115,446   | 113,032   | 104,063   | 107,355   | 104,301   | 108,690   | 105,723   | 101,974   | 102,661   | 90,825    | 90,855    | ...       |            |
| Goods in process - Produits en cours  |          | 1978          | 338,780   | 338,140   | 319,621   | 322,053   | 297,209   | 297,555   | 249,698   | 317,659   | 342,847   | 357,833   | 343,624   | 398,691   | ...        |
|   |          | 1979          | 365,791   | 397,379   | 385,562   | 341,085   | 323,271   | 331,869   | 220,758   | 357,273   | 352,415   | 383,607   | 387,347   | 399,748   | ...        |
|   |          | 1980          | 366,839   | 359,180   | 371,318   | 353,206   | 336,886   | 295,929   | 251,990   | 353,183   | 345,042   | 374,414   | 380,738   | 399,716   | ...        |
|   |          | 1981          | 449,964   | 434,197   | 366,506   | 428,267   | 441,496   | 417,105   | 306,849   | 438,945   | 409,749   | 313,859   | 411,076   | 389,479   | ...        |
| D 313920  | 15 323   | 1982          | 392,703   | 403,421   | 381,488   | 358,221   | 384,186   | 317,195   | 344,823   | 385,330   | 402,869   | 428,161   | 395,120   | ...       |            |
| Finished products - Produits finis  |          | 1978          | 132,359   | 168,375   | 138,757   | 186,257   | 206,227   | 167,812   | 146,501   | 157,599   | 139,262   | 129,791   | 149,188   | 133,234   | ...        |
|   |          | 1979          | 227,045   | 271,391   | 273,911   | 305,201   | 347,588   | 328,162   | 280,497   | 249,826   | 247,405   | 219,992   | 230,042   | 188,062   | ...        |
|   |          | 1980          | 188,198   | 213,418   | 229,448   | 209,899   | 223,121   | 249,874   | 215,719   | 249,278   | 225,304   | 213,033   | 185,735   | 149,326   | ...        |
|   |          | 1981          | 184,043   | 200,740   | 187,724   | 223,597   | 210,749   | 237,723   | 212,405   | 168,962   | 143,329   | 146,588   | 156,762   | 144,086   | ...        |
| D 313932  | 15 323   | 1982          | 193,159   | 168,913   | 191,466   | 189,587   | 204,062   | 179,274   | 161,367   | 203,982   | 159,988   | 158,274   | 126,919   | ...       |            |
| Motor vehicle parts and accessories manufacturers - Fabricants de pièces et accessoires d'automobiles |          | 1978          | 353,965   | 349,798   | 471,256   | 407,477   | 419,740   | 420,652   | 310,857   | 315,854   | 411,652   | 458,405   | 465,234   | 365,082   | 4,691,972  |
|   |          | 1979          | 460,456   | 430,673   | 470,582   | 396,185   | 440,388   | 371,446   | 299,764   | 272,874   | 363,493   | 404,652   | 321,940   | 240,328   | 4,472,781  |
|   |          | 1980          | 313,984   | 331,219   | 354,156   | 315,404   | 270,462   | 258,961   | 201,104   | 230,031   | 329,188   | 359,226   | 341,282   | 304,225   | 3,609,247  |
|   |          | 1981          | 337,335   | 350,138   | 408,215   | 398,483   | 443,569   | 304,053   | 303,881   | 381,500   | 400,101   | 392,140   | 281,960   | 4,419,667 |            |
| D 313865  | 15 325   | 1982          | 331,400   | 366,408   | 463,211   | 470,997   | 483,269   | 526,564   | 389,638   | 385,644   | 445,050   | 339,835   | 367,734   | ...       |            |
| New orders - Nouvelles commandes  |          | 1978          | 356,385   | 362,797   | 415,562   | 417,428   | 417,238   | 418,078   | 329,821   | 346,101   | 431,624   | 451,553   | 470,195   | 403,461   | ...        |
|   |          | 1979          | 478,685   | 426,393   | 459,400   | 383,528   | 441,046   | 344,257   | 302,663   | 274,142   | 359,370   | 390,855   | 314,680   | 254,613   | ...        |
|   |          | 1980          | 354,573   | 339,589   | 332,484   | 284,996   | 245,745   | 257,705   | 202,367   | 256,852   | 305,162   | 380,597   | 355,493   | 302,886   | ...        |
|   |          | 1981          | 341,323   | 406,057   | 474,576   | 402,392   | 389,697   | 417,912   | 317,981   | 324,540   | 357,965   | 389,565   | 350,622   | 292,722   | ...        |
| D 313877  | 15 325   | 1982          | 380,307   | 369,301   | 454,079   | 465,245   | 464,989   | 517,503   | 394,829   | 390,635   | 404,913   | 336,792   | 361,003   | ...       |            |
| Unfilled orders - Commandes en carnet   |          | 1978          | 170,457   | 183,456   | 185,762   | 195,713   | 193,211   | 190,637   | 209,601   | 239,848   | 259,820   | 252,968   | 257,929   | 296,308   | ...        |
|   |          | 1979          | 314,537   | 310,257   | 299,075   | 286,418   | 287,076   | 259,887   | 267,786   | 264,054   | 259,931   | 246,134   | 238,874   | 253,159   | ...        |
|   |          | 1980          | 293,748   | 302,118   | 280,446   | 250,038   | 225,316   | 224,060   | 225,323   | 252,144   | 228,118   | 249,489   | 263,700   | 262,361   | ...        |
|   |          | 1981          | 266,349   | 322,768   | 328,552   | 322,729   | 313,943   | 288,286   | 302,214   | 322,873   | 299,338   | 288,802   | 247,284   | 258,046   | ...        |
| D 313889  | 15 325   | 1982          | 306,953   | 309,846   | 300,714   | 294,962   | 276,682   | 267,621   | 272,812   | 277,803   | 237,666   | 234,623   | 227,892   | ...       |            |
| Inventory owned - Total - Des stocks possédés   |          | 1978          | 487,355   | 502,296   | 471,864   | 463,527   | 460,005   | 471,668   | 4         |           |           |           |           |           |            |



TABLE 6. Estimated Value of Shipments, Orders and Inventories in Selected Individual Industries

TABLEAU 6. Valeur estimative des livraisons, commandes et stocks de certaines industries particulières

| SIC 1970<br>CAÉ 1970 |   | Month - Mois                               |           |           |           |           |           |           |           |           |           |           |           | Total     |           |
|----------------------|---|--|-----------|-----------|-----------|-----------|-----------|-----------|-----------|-----------|-----------|-----------|-----------|-----------|-----------|
|                      |   | Jan.                                       | Feb.      | March     | April     | May       | June      | July      | Aug.      | Sept.     | Oct.      | Nov.      | Dec.      |           |           |
|                      |   | Janv.                                      | Fév.      | Mars      | Avril     | Mai       | Jun       | Juill.    | Août      | Sept.     | Oct.      | Nov.      | Déc.      |           |           |
|                      |   | thousands of dollars - milliers de dollars |           |           |           |           |           |           |           |           |           |           |           |           |           |
|                      | Goods in Process - Produits en cours  | 1978                                       | 200,059   | 200,744   | 178,995   | 173,633   | 169,123   | 169,274   | 177,820   | 191,561   | 192,599   | 194,674   | 194,969   | 183,858   |           |
|                      |   | 1979                                       | 193,197   | 203,568   | 205,741   | 220,664   | 203,174   | 219,130   | 210,582   | 214,918   | 193,346   | 186,574   | 202,141   | 197,106   |           |
|                      |   | 1980                                       | 206,354   | 197,915   | 202,515   | 206,856   | 197,303   | 190,119   | 179,383   | 175,111   | 183,967   | 180,492   | 173,577   | 181,407   |           |
|                      |   | 1981                                       | 187,218   | 195,795   | 179,003   | 185,883   | 191,530   | 203,267   | 206,864   | 237,656   | 237,881   | 241,475   | 230,219   | 221,553   |           |
|                      | 0 313925 15 325   | 1982                                       | 221,632   | 211,305   | 209,333   | 199,189   | 190,243   | 189,734   | 179,486   | 181,075   | 184,735   | 186,556   | 178,003   |           |           |
|                      | Finished products - Produits finis  | 1978                                       | 91,260    | 97,205    | 94,099    | 92,374    | 86,606    | 88,836    | 83,015    | 82,426    | 77,283    | 79,616    | 86,325    | 91,031    |           |
|                      |   | 1979                                       | 88,775    | 96,882    | 102,094   | 99,900    | 91,754    | 92,279    | 87,420    | 91,092    | 91,850    | 93,199    | 110,685   | 112,351   |           |
|                      |   | 1980                                       | 118,118   | 121,444   | 123,716   | 115,824   | 110,357   | 108,211   | 100,006   | 93,792    | 91,594    | 88,198    | 94,516    | 97,139    |           |
|                      |   | 1981                                       | 108,555   | 110,311   | 105,515   | 102,276   | 104,917   | 110,443   | 104,141   | 108,221   | 120,523   | 126,806   | 140,283   | 143,735   |           |
|                      | D 313937 15 325   | 1982                                       | 139,216   | 141,442   | 135,360   | 135,358   | 128,454   | 130,800   | 120,397   | 114,360   | 111,615   | 109,393   | 110,371   |           |           |
|                      | Railroad rolling stock industry - Fabricants de matériel ferroviaire roulant - Shipments - Livraisons | 1978                                       | 34,203    | 37,250    | 43,010    | 31,413    | 38,274    | 54,264    | 41,718    | 39,012    | 59,862    | 60,427    | 53,703    | 68,452    | 561,588   |
|                      |   | 1979                                       | 42,896    | 58,829    | 81,819    | 63,524    | 74,052    | 68,963    | 67,496    | 74,575    | 75,998    | 73,216    | 83,602    | 97,869    | 862,839   |
|                      |   | 1980                                       | 75,622    | 93,750    | 104,273   | 92,862    | 98,774    | 81,282    | 55,367    | 52,967    | 82,643    | 81,041    | 95,147    | 104,027   | 1,017,755 |
|                      |   | 1981                                       | 97,961    | 110,068   | 123,916   | 101,166   | 99,370    | 102,968   | 63,488    | 70,203    | 81,331    | 66,335    | 66,442    | 80,243    | 1,063,521 |
|                      | D 313866 15 326   | 1982                                       | 51,992    | 89,903    | 81,812    | 73,787    | 65,527    | 69,704    | 54,379    | 63,560    | 82,446    | 57,452    | 61,973    |           |           |
|                      | New orders - Nouvelles commandes  | 1978                                       | 79,690    | 26,684    | 37,978    | 53,989    | 67,352    | 122,551   | 34,682    | 30,082    | 54,561    | 141,506   | 44,299    | 68,641    |           |
|                      |   | 1979                                       | 167,814   | 49,978    | 121,810   | 288,129   | 174,923   | 135,575   | 9,475     | 30,827    | 18,913    | 106,342   | 114,758   | 82,437    |           |
|                      |   | 1980                                       | 16,402    | x         | 39,653    | 71,169    | 104,587   | 52,245    | 59,187    | 38,990    | 115,248   | 37,647    | 48,676    | 53,410    |           |
|                      |   | 1981                                       | 147,111   | 69,105    | 60,427    | 100,583   | 24,714    | 97,344    | 70,009    | 49,430    | 287,725   | 52,813    | 29,589    | 28,457    |           |
|                      | 0 313878 15 326   | 1982                                       | x         | 50,741    | 36,214    | 105,487   | 158,580   | 111,925   | 89,771    | 93,612    | 34,361    | 24,876    | 1,071,342 |           |           |
|                      | Unfilled orders - Commandes en carnet   | 1978                                       | 697,115   | 686,549   | 681,517   | 704,093   | 733,171   | 801,458   | 794,422   | 785,492   | 780,191   | 861,270   | 851,866   | 852,055   |           |
|                      |   | 1979                                       | 976,973   | 968,122   | 1,008,113 | 1,232,718 | 1,333,589 | 1,400,201 | 1,342,180 | 1,298,432 | 1,241,347 | 1,274,473 | 1,305,629 | 1,290,197 |           |
|                      |   | 1980                                       | 1,230,977 | 1,095,082 | 1,030,462 | 1,008,769 | 1,014,582 | 990,545   | 994,365   | 980,388   | 1,012,993 | 969,599   | 923,128   | 872,511   |           |
|                      |   | 1981                                       | 921,661   | 880,698   | 817,209   | 816,626   | 741,970   | 736,346   | 742,867   | 722,094   | 928,488   | 914,966   | 878,083   | 826,297   |           |
|                      | D 313890 15 326   | 1982                                       | 714,409   | 675,247   | 629,649   | 661,349   | 754,402   | 796,623   | 832,015   | 862,067   | 813,982   | 781,406   | 1,790,775 |           |           |
|                      | Inventory held - Total - Des stocks détenus   | 1978                                       | 207,302   | 216,929   | 209,877   | 217,152   | 220,448   | 224,843   | 220,021   | 222,243   | 239,463   | 239,261   | 250,561   | 260,617   |           |
|                      |   | 1979                                       | 243,423   | 258,020   | 281,971   | 290,916   | 314,674   | 335,874   | 334,768   | 335,915   | 335,982   | 353,579   | 354,716   | 378,557   |           |
|                      |   | 1980                                       | 354,064   | 362,047   | 363,142   | 364,691   | 368,002   | 356,720   | 358,350   | 364,291   | 372,461   | 388,879   | 390,365   | 364,326   |           |
|                      |   | 1981                                       | 328,548   | 315,318   | 313,333   | 296,168   | 289,930   | 296,690   | 281,967   | 261,774   | 261,894   | 259,874   | 249,277   | 233,791   |           |
|                      | 0 313902 15 326   | 1982                                       | 211,703   | 214,279   | 221,569   | 218,910   | 214,076   | 216,867   | 213,747   | 220,775   | 215,379   | 204,879   | 216,946   |           |           |
|                      | Raw materials - Matières premières  | 1978                                       | 77,901    | 80,983    | 79,919    | 83,218    | 83,260    | 87,931    | 89,113    | 87,006    | 88,101    | 86,502    | 97,394    | 104,357   |           |
|                      |   | 1979                                       | 103,261   | 109,681   | 117,441   | 124,574   | 134,807   | 144,606   | 147,356   | 145,599   | 145,750   | 152,030   | 152,601   | 164,279   |           |
|                      |   | 1980                                       | 166,698   | 165,541   | 169,065   | 165,047   | 161,209   | 160,909   | 161,681   | 162,219   | 165,581   | 172,299   | 164,789   | 170,942   |           |
|                      |   | 1981                                       | 154,710   | 147,299   | 141,697   | 137,052   | 138,469   | 136,917   | 130,996   | 132,632   | 132,050   | 132,036   | 130,220   | 128,982   |           |
|                      | 0 313914 15 326   | 1982                                       | 121,037   | 111,116   | 109,081   | 108,039   | 108,390   | 108,240   | 108,030   | 102,915   | 94,643    | 95,751    | 98,290    |           |           |
|                      | Goods in process - Produits en cours  | 1978                                       | 123,000   | 128,770   | 121,765   | 125,766   | 129,587   | 129,565   | 124,477   | 127,897   | 143,564   | 144,192   | 144,246   | 146,071   |           |
|                      |   | 1979                                       | 130,845   | 138,742   | 154,040   | 154,672   | 167,541   | 177,399   | 175,096   | 179,077   | 179,827   | 189,833   | 190,473   | 201,511   |           |
|                      |   | 1980                                       | 176,811   | 187,777   | 186,654   | 188,791   | 196,411   | 183,694   | 183,762   | 187,893   | 191,859   | 202,810   | 214,359   | 182,856   |           |
|                      |   | 1981                                       | 163,481   | 158,718   | 163,413   | 148,845   | 138,239   | 144,355   | 130,210   | 107,483   | 104,759   | 106,358   | 102,793   | 92,265    |           |
|                      | 0 313926 15 326   | 1982                                       | 77,987    | 90,516    | 99,890    | 99,329    | 94,329    | 96,418    | 90,597    | 102,529   | 104,758   | 93,428    | 103,338   |           |           |
|                      | Finished products - Produits finis  | 1978                                       | 6,401     | 7,176     | 8,193     | 8,168     | 7,601     | 7,347     | 6,431     | 7,340     | 7,798     | 8,567     | 8,921     | 10,189    |           |
|                      |   | 1979                                       | 9,317     | 9,597     | 10,490    | 11,670    | 12,226    | 13,869    | 12,316    | 11,239    | 10,405    | 11,716    | 11,642    | 12,767    |           |
|                      |   | 1980                                       | 10,555    | 8,729     | 7,423     | 10,853    | 10,382    | 12,117    | 12,907    | 14,179    | 15,021    | 13,770    | 11,217    | 10,528    |           |
|                      |   | 1981                                       | 10,357    | 9,301     | 8,223     | 10,271    | 13,222    | 15,418    | 20,761    | 21,659    | 25,085    | 21,480    | 16,264    | 12,544    |           |
|                      | D 313938 15 326   | 1982                                       | 12,679    | 12,647    | 12,598    | 11,542    | 11,357    | 12,209    | 14,620    | 15,331    | 15,978    | 15,700    | 15,318    |           |           |
|                      | Shipbuilding and repair - Construction et réparation de navires - Shipments - Livraisons              | 1978                                       | 37,868    | 31,875    | 48,475    | 45,482    | 36,676    | 57,411    | 33,791    | 40,427    | 51,037    | 56,749    | 53,290    | 49,766    | 542,347   |
|                      |   | 1979                                       | 46,994    | 51,540    | 70,560    | 68,114    | 83,624    | 82,430    | 60,241    | 66,738    | 73,769    | 76,664    | 81,778    | 97,967    | 860,419   |
|                      |   | 1980                                       | 59,105    | 60,887    | 99,266    | 90,401    | 92,155    | 96,025    | 95,167    | 91,892    | 87,576    | 110,891   | 97,460    | 95,621    | 1,076,446 |
|                      |   | 1981                                       | 74,445    | 73,879    | 88,240    | 72,661    | 84,523    | 78,409    | 85,562    | 79,298    | 88,077    | 102,535   | 88,224    | 123,819   | 1,039,672 |
|                      | D 313867 15 327   | 1982                                       | 80,608    | 92,083    | 152,478   | 121,633   | 122,750   | 117,047   | 125,341   | 107,806   | 100,623   | 91,326    | 115,915   |           |           |
|                      | Unfilled orders - Commandes en carnet   | 1978                                       | 439,227   | 413,814   | 412,733   | 455,766   | 449,721   | 419,920   | 400,419   | 435,485   | 579,235   | 577,008   | 564,802   | 585,112   |           |
|                      |   | 1979                                       | 621,615   | 680,965   | 809,209   | 800,909   | 819,277   | 786,260   | 780,365   | 804,380   | 794,925   | 771,620   | 758,675   | 904,511   |           |
|                      |   | 1980                                       | 1,051,266 | 1,093,908 | 1,062,522 | 1,072,872 | 1,019,489 | 1,007,175 | 1,061,214 | 1,098,677 | 1,100,800 | 1,075,064 | 1,018,409 | 1,157,648 |           |
|                      |   | 1981                                       | 1,135,034 | 1,084,342 | 1,137,143 | 1,111,440 | 1,107,187 | 1,047,753 | 985,672   | 962,686   | 977,631   | 934,534   | 919,577   | 882,790   |           |
|                      | D 313891 15 327   | 1982                                       | 932,360   | 938,934   | 923,042   | 956,821   | 906,458   | 904,692   | 864,746   | 790,435   | 751,056   | 794,380   | 631,203   |           |           |
|                      | Inventory owned - Total - Des stocks possédés   | 1978                                       | 264,846   | 266,313   | 241,769   | 230,662   | 210,605   | 206,286   | 179,311   | 190,771   | 188,993   | 187,479   | 192,716   | 168,219   |           |
|                      |   | 1979                                       | 159,084   | 162,665   | 181,267   | 188,019   | 220,269   | 195,476   | 186,990   | 200,877   | 218,414   | 208,964   | 220,542   | 211,111   |           |
|                      |   | 1980                                       | 183,715   | 181,852   | 173,610   | 188,565   | 193,613   | 201,728   | 183,699   | 169,601   | 188,951   | 208,082   | 206,152   | 199,034   |           |
|                      |   | 1981                                       | 99,727    | 93,822    | 98,346    | 84,754    | 94,030    | 89,845    | 88,800    | 92,098    | 95,800    | 95,868    | 43,990    | 40,520    |           |
|                      | D 313951 15 327   | 1982                                       | 109,556   | 125,345   | 143,727   | 147,361   | 173,797   | 173,746   | 180,334   | 206,090   | 218,819   | 232,913   | 162,792   |           |           |
|                      | Inventory held - Total - Des stocks détenus   | 1978                                       | 503,595   | 478,590   | 478,758   | 484,553   | 474,123   | 447,201   | 408,152   | 413,070   | 419,184   | 401,706   | 371,941   | 361,640   |           |
|                      |   | 1979                                       | 390,798   | 375,544   | 401,897   | 431,709   | 421,352   | 415,309   | 449,641   | 459,089   | 419,892   | 407,508   | 442,885   | 445,570   |           |
|                      |   | 1980                                       | 425,501   | 438,923   | 471,923   | 468,188   | 472,656   | 506,418   | 470,668   | 466,913   | 438,189   | 448,859   | 469,215   | 500,239   |           |
|                      |   | 1981                                       | 413,020   | 42        |           |           |           |           |           |           |           |           |           |           |           |

TABLE 6. Estimated Value of Shipments, Orders and Inventories in Selected Individual Industries

TABLEAU 6. Valeur estimative des livraisons, commandes et stocks de certaines industries particulières

| SIC 1970  | CAÉ 1970 | Month - Mois                               |         |         |         |         |         |         |         |         |         |         |         | Total   |         |
|---|----------|--|---------|---------|---------|---------|---------|---------|---------|---------|---------|---------|---------|---------|---------|
|   |          | Jan  | Feb     | March   | April   | May     | June    | July    | Aug.    | Sept.   | Oct.    | Nov.    | Dec.    |         |         |
|   |          | Janv.                                      | Fev.    | Mars    | Avril   | Mai     | Juin    | Juill.  | Août    |         |         |         |         |         |         |
|   |          | thousands of dollars - milliers de dollars |         |         |         |         |         |         |         |         |         |         |         |         |         |
| <b>ELECTRICAL PRODUCTS INDUSTRIES - FABRI-<br/>CATION DE PRODUITS ÉLECTRIQUES:</b>  |          |  |         |         |         |         |         |         |         |         |         |         |         |         |         |
| Manufacturers of small electrical<br>appliances - Fabricants de petits<br>appareils électriques                                 |          | 1978                                       | 15 913  | 19 447  | 19 355  | 18 448  | 18 676  | 20 609  | 20 776  | 25 654  | 27 000  | 29 479  | 24 483  | 19 124  | 258 964 |
|   |          | 1979                                       | 19 363  | 24 107  | 24 918  | 23 147  | 25 588  | 27 500  | 24 926  | 27 704  | 29 953  | 29 924  | 22 953  | 18 137  | 297 720 |
|   |          | 1980                                       | 22 260  | 27 136  | 25 946  | 23 047  | 22 906  | 26 648  | 22 925  | 26 145  | 28 068  | 30 725  | 25 505  | 25 818  | 307 129 |
| Shipments - Livraisons  |          | 1981                                       | 24 150  | 29 544  | 29 965  | 26 636  | 23 860  | 29 316  | 27 814  | 29 460  | 33 558  | 31 877  | 24 694  | 20 664  | 331 538 |
| D 314087  | 16 331   | 1982                                       | 23 264  | 30 583  | 28 652  | 25 308  | 24 930  | 30 590  | 26 588  | 32 021  | 33 179  | 33 042  | 31 676  |         |         |
| Inventory owned - Total - Des stocks<br>possédés  |          | 1978                                       | 70 001  | 72 866  | 71 799  | 75 038  | 78 799  | 78 765  | 76 965  | 72 408  | 66 756  | 68 719  | 66 504  | 70 505  |         |
|   |          | 1979                                       | 63 756  | 64 022  | 68 400  | 62 809  | 77 044  | 72 981  | 71 529  | 72 914  | 68 629  | 70 392  | 72 674  | 78 373  |         |
|   |          | 1980                                       | 79 127  | 79 477  | 81 412  | 81 459  | 84 348  | 81 384  | 75 517  | 69 673  | 67 428  | 66 270  | 65 161  | 67 651  |         |
|   |          | 1981                                       | 74 029  | 70 703  | 82 442  | 87 039  | 92 954  | 91 976  | 86 465  | 81 796  | 81 586  | 79 698  | 81 661  | 85 411  |         |
| D 314164  | 16 331   | 1982                                       | 87 957  | 85 992  | 84 837  | 87 299  | 90 055  | 89 872  | 83 287  | 79 415  | 77 610  | 76 608  | 77 909  |         |         |
| Manufacturers of major appliances (elec-<br>tric and non-electric) - Fabricants de<br>gros appareils (électriques ou non):      |          | 1978                                       | 36 953  | 42 912  | 46 469  | 46 881  | 59 878  | 62 711  | 54 647  | 54 533  | 71 685  | 64 968  | 80 621  | 76 441  | 698 699 |
|   |          | 1979                                       | 47 500  | 54 972  | 64 117  | 64 399  | 64 773  | 76 820  | 69 563  | 65 383  | 81 797  | 80 835  | 63 692  | 59 401  | 793 252 |
|   |          | 1980                                       | 57 498  | 64 222  | 69 931  | 65 997  | 67 822  | 81 484  | 75 385  | 67 523  | 79 902  | 85 237  | 70 747  | 77 585  | 863 333 |
| Shipments - Livraisons  |          | 1981                                       | 54 755  | 69 947  | 80 497  | 79 353  | 85 781  | 102 430 | 85 996  | 68 619  | 75 478  | 77 681  | 55 523  | 56 695  | 892 755 |
| D 314088  | 16 332   | 1982                                       | 36 990  | 51 903  | 59 731  | 60 132  | 61 179  | 74 459  | 70 888  | 60 893  | 73 057  | 80 056  | 70 778  |         |         |
| New orders - Nouvelles commandes  |          | 1978                                       | 37 053  | 42 392  | 45 776  | 46 438  | 59 409  | 62 516  | 55 242  | 55 787  | 69 007  | 65 782  | 78 790  | 84 999  |         |
|   |          | 1979                                       | 59 306  | 53 229  | 65 764  | 64 112  | 62 511  | 77 677  | 64 435  | 65 871  | 81 239  | 76 368  | 61 130  | 58 362  |         |
|   |          | 1980                                       | 59 081  | 66 231  | 75 419  | 65 234  | 65 292  | 79 739  | 73 643  | 66 412  | 78 756  | 85 760  | 73 241  | 76 019  |         |
|   |          | 1981                                       | 56 870  | 72 041  | 82 073  | 80 379  | 82 317  | 98 506  | 86 407  | 73 012  | 75 196  | 85 367  | 53 367  | 55 459  |         |
| D 314099  | 16 332   | 1982                                       | 37 311  | 53 090  | 58 683  | 60 141  | 58 854  | 73 483  | 74 626  | 58 000  | 72 737  | 78 565  | 63 984  |         |         |
| Unfilled orders - Commandes en carnet   |          | 1978                                       | 17 738  | 17 218  | 16 525  | 16 082  | 15 613  | 15 418  | 16 013  | 17 267  | 14 589  | 15 403  | 13 572  | 22 130  |         |
|   |          | 1979                                       | 33 936  | 32 193  | 33 840  | 33 553  | 31 291  | 32 148  | 27 020  | 27 508  | 26 950  | 22 483  | 19 921  | 18 882  |         |
|   |          | 1980                                       | 20 465  | 22 474  | 27 962  | 27 199  | 24 669  | 22 924  | 21 182  | 20 071  | 18 925  | 19 448  | 21 942  | 20 376  |         |
|   |          | 1981                                       | 22 491  | 24 585  | 26 161  | 27 187  | 23 723  | 19 799  | 20 210  | 24 603  | 24 321  | 23 240  | 21 084  | 19 848  |         |
| D 314110  | 16 332   | 1982                                       | 20 169  | 21 356  | 20 308  | 20 317  | 17 992  | 17 016  | 20 754  | 17 861  | 17 541  | 16 050  | 9 256   |         |         |
| Inventory owned - Total - Des stocks<br>possédés  |          | 1978                                       | 129 364 | 129 032 | 133 075 | 144 376 | 144 316 | 138 041 | 126 161 | 121 034 | 119 252 | 116 839 | 123 016 | 129 309 |         |
|   |          | 1979                                       | 165 205 | 174 975 | 187 876 | 190 415 | 194 677 | 193 983 | 185 397 | 178 702 | 173 319 | 163 110 | 165 510 | 170 490 |         |
|   |          | 1980                                       | 174 595 | 180 709 | 194 329 | 201 712 | 206 492 | 200 693 | 188 014 | 182 980 | 185 518 | 181 768 | 188 730 | 186 530 |         |
|   |          | 1981                                       | 201 039 | 208 124 | 209 813 | 217 663 | 232 891 | 228 544 | 200 637 | 201 194 | 212 521 | 211 343 | 204 647 | 209 430 |         |
| D 314165  | 16 332   | 1982                                       | 197 250 | 197 578 | 190 722 | 222 751 | 185 972 | 186 830 | 165 399 | 155 870 | 154 084 | 155 056 | 147 081 |         |         |
| Raw materials - Matières premières  |          | 1978                                       | 32 674  | 34 513  | 34 967  | 38 638  | 37 598  | 36 054  | 35 960  | 36 249  | 34 649  | 34 418  | 35 068  | 37 272  |         |
|   |          | 1979                                       | 47 592  | 49 436  | 49 695  | 50 912  | 52 736  | 52 744  | 55 259  | 53 013  | 49 916  | 46 891  | 44 673  | 45 477  |         |
|   |          | 1980                                       | 47 072  | 45 792  | 47 720  | 53 431  | 53 747  | 47 931  | 42 818  | 43 609  | 44 029  | 43 726  | 44 625  | 47 549  |         |
|   |          | 1981                                       | 49 387  | 51 396  | 49 880  | 48 754  | 53 420  | 53 300  | 47 932  | 47 861  | 51 250  | 49 641  | 46 746  | 49 453  |         |
| D 314132  | 16 332   | 1982                                       | 44 566  | 38 642  | 32 642  | 45 702  | 25 832  | 28 044  | 23 692  | 24 337  | 23 878  | 22 741  | 24 291  |         |         |
| Goods in process - Produits en cours  |          | 1978                                       | 34 537  | 30 094  | 31 269  | 35 703  | 33 102  | 29 860  | 27 848  | 31 008  | 30 236  | 29 323  | 31 671  | 33 707  |         |
|   |          | 1979                                       | 36 878  | 38 788  | 37 543  | 37 944  | 38 274  | 39 145  | 38 650  | 39 390  | 41 184  | 38 110  | 39 821  | 38 193  |         |
|   |          | 1980                                       | 38 062  | 39 328  | 39 639  | 38 702  | 40 401  | 38 353  | 43 541  | 44 025  | 42 921  | 40 258  | 44 378  | 42 860  |         |
|   |          | 1981                                       | 43 712  | 43 911  | 42 886  | 44 135  | 47 709  | 47 791  | 42 636  | 44 179  | 44 921  | 44 659  | 45 722  | 42 384  |         |
| D 314143  | 16 332   | 1982                                       | 39 753  | 40 136  | 37 792  | 47 720  | 35 405  | 35 893  | 33 479  | 33 710  | 28 957  | 28 441  | 29 183  |         |         |
| Finished products - Produits finis  |          | 1978                                       | 62 153  | 64 425  | 66 839  | 70 035  | 73 616  | 72 127  | 62 353  | 53 777  | 54 367  | 53 098  | 56 277  | 58 380  |         |
|   |          | 1979                                       | 80 735  | 86 751  | 100 638 | 101 559 | 103 667 | 102 094 | 91 488  | 86 299  | 82 219  | 78 109  | 81 016  | 86 820  |         |
|   |          | 1980                                       | 89 461  | 95 589  | 106 970 | 109 579 | 112 344 | 114 409 | 101 655 | 95 346  | 98 518  | 97 784  | 99 727  | 96 176  |         |
|   |          | 1981                                       | 107 940 | 112 817 | 117 047 | 124 774 | 131 762 | 127 453 | 110 069 | 109 154 | 116 350 | 117 043 | 112 179 | 117 650 |         |
| D 314154  | 16 332   | 1982                                       | 112 931 | 118 800 | 120 288 | 129 329 | 124 735 | 122 893 | 108 228 | 97 873  | 101 249 | 103 874 | 93 607  |         |         |
| Manufacturers of lighting fixtures -<br>Fabricants d'appareils d'éclairage:   |          | 1978                                       | 13 211  | 15 132  | 16 274  | 14 504  | 16 026  | 16 333  | 12 624  | 16 354  | 16 968  | 17 709  | 17 595  | 16 431  | 189 161 |
|   |          | 1979                                       | 15 656  | 17 126  | 19 935  | 16 901  | 18 960  | 18 712  | 15 086  | 20 010  | 21 656  | 21 942  | 23 411  | 20 777  | 230 172 |
|   |          | 1980                                       | 20 512  | 20 475  | 21 891  | 19 869  | 19 479  | 21 489  | 18 099  | 21 421  | 23 697  | 24 671  | 24 535  | 23 163  | 259 247 |
| Shipments - Livraisons  |          | 1981                                       | 20 991  | 22 746  | 24 551  | 22 792  | 23 848  | 26 811  | 23 487  | 25 037  | 27 574  | 26 986  | 27 961  | 28 211  | 300 995 |
| D 314089  | 16 333   | 1982                                       | 22 309  | 21 327  | 25 646  | 19 937  | 18 538  | 20 774  | 17 442  | 20 462  | 21 679  | 18 359  | 20 901  |         |         |
| Inventory owned - Total - Des stocks<br>possédés  |          | 1978                                       | 49 799  | 50 504  | 53 248  | 55 121  | 56 344  | 56 170  | 55 200  | 52 264  | 50 057  | 49 617  | 46 843  | 48 743  |         |
|   |          | 1979                                       | 52 384  | 53 554  | 53 227  | 52 622  | 58 215  | 56 057  | 57 152  | 59 507  | 60 502  | 58 545  | 56 233  | 58 758  |         |
|   |          | 1980                                       | 55 832  | 61 385  | 62 183  | 62 727  | 64 069  | 60 108  | 59 448  | 59 119  | 55 942  | 55 428  | 54 438  | 55 937  |         |
|   |          | 1981                                       | 55 143  | 54 165  | 59 892  | 60 663  | 59 753  | 62 000  | 61 674  | 62 195  | 63 943  | 61 085  | 60 503  | 60 456  |         |
| D 314166  | 16 333   | 1982                                       | 62 532  | 63 508  | 65 213  | 66 219  | 62 268  | 59 673  | 58 052  | 55 997  | 54 401  | 55 437  | 53 259  |         |         |
| Manufacturers of household radio and tele-<br>vision receivers - Fabricants de radio-<br>récepteurs et de téléviseurs ménagers: |          | 1978                                       | 12 061  | 13 165  | 12 563  | 12 011  | 12 463  | 12 778  | 9 718   | 14 380  | 17 003  | 16 846  | 20 233  | 18 773  | 171 994 |
|   |          | 1979                                       | 19 245  | 19 659  | 21 466  | 16 255  | 21 909  | 15 924  | 15 673  | 23 380  | 26 640  | 30 822  | 26 421  | 20 105  | 257 499 |
|   |          | 1980                                       | 27 836  | 27 450  | 27 099  | 26 464  | 21 366  | 27 166  | 26 413  | 32 862  | 36 323  | 34 535  | 26 904  | 26 904  | 352 219 |
| Shipments - Livraisons  |          | 1981                                       | 29 252  | 27 724  | 32 931  | 32 865  | 30 195  | 37 144  | 29 189  | 38 926  | 40 974  | 43 475  | 32 490  | 31 656  | 406 821 |
| D 314090  | 16 334   | 1982                                       | 32 861  | 33 040  | 36 531  | 28 274  | 33 236  | 37 595  | 22 491  | 33 080  | 39 051  | 36 536  | 35 471  |         |         |
| Inventory owned - Total - Des stocks<br>possédés  |          | 1978                                       | 28 554  | 26 374  | 30 469  | 27 552  | 25 785  | 26 213  | 26 374  | 28 031  | 26 457  | 26 914  | 26 928  | 28 220  |         |
|   |          | 1979                                       | 39 979  | 35 123  | 36 893  | 44 551  | 48 744  | 48 586  | 63 509  | 69 346  | 73 948  | 76 488  | 68 430  | 69 873  |         |
|   |          | 1980                                       | 76 452  | 74 874  | 66 384  | 72 803  | 75 726  | 75 484  | 74 945  | 76 693  | 70 657  | 66 436  | 68 624  | 69 842  |         |
|   |          | 1981                                       | 80 008  | 75 015  | 80 545  | 91 127  | 96 593  | 95 591  | 103 195 | 108 272 | 113 025 | 106 835 | 108 485 | 110 421 |         |
| D 314167  | 16 334   | 1982                                       | 105 969 | 95 490  | 91 970  |         |         |         |         |         |         |         |         |         |         |

TABLE 6. Estimated Value of Shipments, Orders and Inventories in Selected Individual Industries

TABLEAU 6. Valeur estimative des livraisons, commandes et stocks de certaines industries particulières

| SC 1990  | CIS 1990 | Month - Mois                               |           |           |           |           |           |           |           |           |           |           |           | Total     |           |
|--|----------|--|-----------|-----------|-----------|-----------|-----------|-----------|-----------|-----------|-----------|-----------|-----------|-----------|-----------|
|  |          | Jan  | Feb       | March     | April     | May       | June      | July      | Aug       | Sept      | Oct       | Nov       | Dec.      |           |           |
|  |          | Janv                                       | Fév.      | Mars      | Avril     | Mai       | Juin      | Juill     | Août      | Sept      | Oct       | Nov       | Déc.      |           |           |
|  |          | thousands of dollars - milliers de dollars |           |           |           |           |           |           |           |           |           |           |           |           |           |
| Goods in process - Produits en cours   |          | 1978                                       | 5,278     | 4,864     | 4,977     | 3,978     | 4,424     | 4,315     | 5,494     | 4,719     | 4,455     | 4,578     | 4,315     | 4,726     |           |
|  |          | 1979                                       | 4,487     | 3,598     | 3,691     | 4,186     | 4,319     | 4,736     | 6,287     | 7,018     | 6,719     | 6,963     | 6,154     | 6,873     |           |
|  |          | 1980                                       | 7,122     | 7,157     | 6,930     | 7,394     | 7,347     | 7,313     | 7,589     | 6,663     | 5,984     | 5,001     | 3,942     | 3,653     |           |
|  |          | 1981                                       | 4,739     | 4,642     | 7,170     | 8,509     | 6,336     | 6,617     | 6,730     | 7,951     | 8,815     | 7,537     | 7,894     | 6,877     |           |
| D 314145   | 16 334   | 1982                                       | 7,425     | 7,789     | 6,987     | 6,914     | 4,889     | 5,346     | 5,799     | 6,531     | 7,329     | 7,547     | 7,493     |           |           |
| Finished products - Produits finis   |          | 1978                                       | 11,795    | 12,429    | 14,052    | 13,288    | 11,737    | 11,087    | 10,201    | 11,145    | 10,850    | 10,614    | 11,213    | 10,762    |           |
|  |          | 1979                                       | 19,631    | 16,367    | 17,782    | 22,567    | 24,858    | 22,156    | 28,141    | 29,036    | 30,120    | 32,786    | 34,640    | 30,650    |           |
|  |          | 1980                                       | 32,272    | 33,159    | 28,120    | 29,377    | 31,020    | 34,408    | 31,250    | 31,690    | 29,837    | 29,058    | 33,376    | 33,130    |           |
|  |          | 1981                                       | 30,800    | 29,093    | 36,136    | 41,714    | 46,487    | 44,352    | 46,235    | 42,958    | 44,544    | 44,271    | 44,520    | 52,059    |           |
| D 314156   | 16 334   | 1982                                       | 42,722    | 37,049    | 35,372    | 34,771    | 40,049    | 41,753    | 41,741    | 45,447    | 45,627    | 44,565    | 47,306    |           |           |
| Communication equipment manufacturers - Fabricants d'équipement de télé-communication            |          | 1978                                       | 122,068   | 111,067   | 136,009   | 121,886   | 128,637   | 139,650   | 93,556    | 104,757   | 152,809   | 128,030   | 131,144   | 162,794   | 1,532,402 |
|  |          | 1979                                       | 135,961   | 130,853   | 173,663   | 148,113   | 151,817   | 172,394   | 118,871   | 127,258   | 174,603   | 156,797   | 155,510   | 167,980   | 1,813,820 |
|  |          | 1980                                       | 153,666   | 187,682   | 222,986   | 196,772   | 196,946   | 203,647   | 175,588   | 169,736   | 201,821   | 190,977   | 205,655   | 223,483   | 2,328,959 |
|  |          | 1981                                       | 197,219   | 218,664   | 260,261   | 234,203   | 219,003   | 233,538   | 189,833   | 198,578   | 258,515   | 258,131   | 248,141   | 255,157   | 2,771,243 |
| D 314091   | 16 335   | 1982                                       | 220,117   | 232,403   | 288,680   | 246,682   | 228,816   | 278,146   | 219,392   | 197,645   | 286,443   | 261,324   | 243,634   |           |           |
| New orders - Nouvelles commandes   |          | 1978                                       | 113,004   | 120,454   | 195,848   | 137,369   | 146,596   | 155,154   | 178,804   | 118,605   | 190,454   | 155,871   | 181,995   | 162,336   |           |
|  |          | 1979                                       | 232,565   | 123,050   | 190,466   | 144,791   | 214,199   | 176,675   | 157,083   | 174,441   | 162,796   | 217,020   | 184,993   | 196,830   |           |
|  |          | 1980                                       | 218,531   | 185,243   | 241,853   | 236,889   | 202,195   | 254,236   | 164,898   | 206,694   | 206,351   | 216,829   | 200,363   | 221,315   |           |
|  |          | 1981                                       | 206,987   | 214,719   | 420,387   | 263,140   | 230,290   | 231,051   | 266,981   | 221,093   | 267,349   | 289,380   | 247,441   | 280,713   |           |
| D 314102   | 16 335   | 1982                                       | 326,386   | 290,979   | 288,464   | 240,254   | 197,668   | 226,270   | 250,880   | 204,999   | 195,316   | 168,173   | 233,950   |           |           |
| Unfilled orders - Commandes en carnet  |          | 1978                                       | 716,673   | 726,060   | 785,899   | 801,382   | 819,341   | 834,845   | 870,093   | 883,946   | 921,591   | 949,432   | 1,000,283 | 999,825   |           |
|  |          | 1979                                       | 1,096,429 | 1,088,626 | 1,105,429 | 1,102,107 | 1,164,489 | 1,168,770 | 1,206,982 | 1,254,165 | 1,242,358 | 1,302,581 | 1,332,064 | 1,360,914 |           |
|  |          | 1980                                       | 1,425,779 | 1,423,340 | 1,442,207 | 1,482,324 | 1,487,573 | 1,538,162 | 1,527,472 | 1,564,430 | 1,568,960 | 1,594,817 | 1,589,520 | 1,587,352 |           |
|  |          | 1981                                       | 1,597,120 | 1,593,175 | 1,753,301 | 1,782,238 | 1,793,525 | 1,791,038 | 1,868,186 | 1,890,701 | 1,899,535 | 1,930,784 | 1,930,084 | 1,955,640 |           |
| D 314113   | 16 335   | 1982                                       | 2,061,909 | 2,120,485 | 2,120,269 | 2,111,841 | 2,080,693 | 2,028,817 | 2,060,305 | 2,067,659 | 1,976,532 | 1,883,381 | 1,873,697 |           |           |
| Inventory held - Total - Des stocks détenus  |          | 1978                                       | 384,609   | 388,704   | 399,619   | 408,993   | 409,863   | 416,087   | 417,261   | 416,671   | 429,095   | 433,843   | 452,065   | 445,738   |           |
|  |          | 1979                                       | 487,279   | 507,844   | 527,410   | 509,460   | 524,563   | 530,746   | 537,655   | 561,479   | 567,362   | 589,177   | 599,494   | 580,886   |           |
|  |          | 1980                                       | 658,552   | 678,127   | 702,776   | 704,874   | 714,208   | 728,385   | 715,485   | 722,899   | 727,289   | 737,396   | 752,644   | 765,264   |           |
|  |          | 1981                                       | 784,362   | 801,901   | 818,414   | 817,056   | 813,948   | 824,553   | 832,795   | 841,780   | 852,334   | 871,971   | 883,007   | 885,324   |           |
| D 314124   | 16 335   | 1982                                       | 888,535   | 929,678   | 952,642   | 954,779   | 960,232   | 956,441   | 952,817   | 941,221   | 916,823   | 915,600   | 907,366   |           |           |
| Raw materials - Matières premières   |          | 1978                                       | 80,178    | 83,446    | 84,890    | 85,496    | 85,312    | 85,234    | 82,751    | 89,435    | 93,862    | 92,962    | 94,530    | 100,203   |           |
|  |          | 1979                                       | 102,546   | 105,449   | 110,641   | 109,804   | 114,701   | 118,188   | 128,063   | 127,604   | 133,909   | 141,522   | 146,865   | 143,174   |           |
|  |          | 1980                                       | 161,762   | 173,194   | 163,379   | 168,230   | 164,082   | 173,280   | 177,546   | 188,009   | 186,165   | 189,116   | 200,719   | 198,514   |           |
|  |          | 1981                                       | 196,295   | 195,745   | 193,656   | 191,125   | 194,023   | 190,045   | 200,156   | 203,169   | 207,187   | 205,006   | 203,776   | 189,073   |           |
| D 314135   | 16 335   | 1982                                       | 194,259   | 200,711   | 205,692   | 206,270   | 205,554   | 214,391   | 215,904   | 216,001   | 211,120   | 207,309   | 201,351   |           |           |
| Goods in process - Produits en cours   |          | 1978                                       | 236,051   | 236,299   | 241,488   | 248,631   | 252,495   | 256,823   | 259,835   | 262,467   | 270,106   | 279,015   | 290,016   | 280,439   |           |
|  |          | 1979                                       | 303,584   | 313,860   | 322,721   | 321,306   | 323,205   | 327,366   | 332,450   | 350,775   | 346,681   | 357,000   | 362,136   | 355,067   |           |
|  |          | 1980                                       | 400,370   | 406,747   | 434,467   | 432,373   | 441,788   | 443,349   | 431,252   | 431,557   | 428,487   | 435,225   | 436,446   | 454,236   |           |
|  |          | 1981                                       | 473,751   | 486,576   | 503,083   | 496,164   | 488,730   | 494,349   | 490,995   | 503,380   | 498,998   | 517,476   | 532,208   | 542,008   |           |
| D 314146   | 16 335   | 1982                                       | 548,978   | 575,740   | 589,850   | 593,514   | 595,255   | 582,505   | 580,982   | 565,086   | 548,973   | 556,921   | 550,447   |           |           |
| Finished products - Produits finis   |          | 1978                                       | 68,380    | 68,959    | 73,241    | 74,866    | 72,056    | 74,030    | 68,675    | 64,769    | 65,127    | 61,866    | 67,519    | 65,096    |           |
|  |          | 1979                                       | 81,149    | 88,535    | 94,048    | 78,350    | 86,657    | 85,192    | 83,142    | 83,100    | 86,772    | 90,655    | 90,493    | 82,645    |           |
|  |          | 1980                                       | 96,420    | 98,186    | 104,930   | 104,271   | 108,338   | 111,756   | 106,687   | 103,333   | 112,637   | 113,055   | 115,479   | 112,514   |           |
|  |          | 1981                                       | 114,316   | 119,580   | 121,675   | 129,767   | 131,195   | 140,159   | 141,644   | 135,231   | 146,149   | 149,489   | 147,023   | 154,243   |           |
| D 314157   | 16 335   | 1982                                       | 145,298   | 153,227   | 157,100   | 154,995   | 159,423   | 159,545   | 155,931   | 160,134   | 156,730   | 151,370   | 155,568   |           |           |
| Manufacturers of electrical industrial equipment - Fabricants d'équipement électrique industriel |          | 1978                                       | 93,544    | 90,075    | 102,916   | 97,896    | 90,610    | 102,063   | 78,183    | 70,796    | 101,948   | 103,901   | 97,053    | 112,358   | 1,141,343 |
|  |          | 1979                                       | 99,292    | 102,796   | 124,137   | 106,203   | 119,417   | 114,381   | 103,080   | 107,349   | 130,972   | 131,877   | 130,320   | 131,781   | 1,397,781 |
|  |          | 1980                                       | 113,733   | 129,507   | 150,532   | 141,948   | 118,487   | 140,613   | 127,792   | 109,653   | 126,474   | 133,178   | 136,688   | 154,744   | 1,583,349 |
|  |          | 1981                                       | 124,589   | 144,765   | 168,523   | 160,770   | 151,617   | 170,405   | 157,656   | 136,080   | 185,788   | 188,055   | 192,865   | 181,452   | 1,962,565 |
| D 314092   | 16 336   | 1982                                       | 139,620   | 150,666   | 172,236   | 165,852   | 152,613   | 162,915   | 117,757   | 127,527   | 147,904   | 158,848   | 149,011   |           |           |
| New orders - Nouvelles commandes   |          | 1978                                       | 94,919    | 76,702    | 148,201   | 113,488   | 90,758    | 94,441    | 89,475    | 57,676    | 108,061   | 74,969    | 96,208    | 132,881   |           |
|  |          | 1979                                       | 124,747   | 101,453   | 138,345   | 68,202    | 139,041   | 85,385    | 129,457   | 136,391   | 189,335   | 117,483   | 121,846   | 154,693   |           |
|  |          | 1980                                       | 174,759   | 156,402   | 193,304   | 146,701   | 128,958   | 200,653   | 143,207   | 147,207   | 42,692    | 47,608    | 187,891   | 160,766   |           |
|  |          | 1981                                       | 94,925    | 166,259   | 112,461   | 207,473   | 59,900    | 291,499   | 320,957   | 123,236   | 152,284   | 144,696   | 174,234   | 161,723   |           |
| D 314103   | 16 336   | 1982                                       | 196,457   | 123,187   | 180,008   | 205,879   | 96,779    | 95,566    | 84,785    | 108,704   | 139,175   | 114,648   | 91,407    |           |           |
| Unfilled orders - Commandes en carnet  |          | 1978                                       | 916,018   | 902,645   | 947,930   | 963,522   | 963,670   | 956,048   | 967,340   | 954,220   | 960,333   | 931,401   | 930,556   | 951,079   |           |
|  |          | 1979                                       | 976,534   | 975,191   | 989,399   | 951,398   | 971,022   | 942,026   | 963,526   | 996,837   | 1,058,823 | 1,045,334 | 1,035,303 | 1,059,676 |           |
|  |          | 1980                                       | 1,120,702 | 1,147,597 | 1,190,369 | 1,195,122 | 1,205,593 | 1,265,633 | 1,281,048 | 1,318,602 | 1,234,820 | 1,249,250 | 1,300,453 | 1,306,475 |           |
|  |          | 1981                                       | 1,276,811 | 1,298,305 | 1,242,243 | 1,288,946 | 1,197,229 | 1,318,323 | 1,481,674 | 1,468,780 | 1,435,276 | 1,391,917 | 1,373,286 | 1,353,557 |           |
| D 314114   | 16 336   | 1982                                       | 1,410,394 | 1,382,815 | 1,390,687 | 1,430,714 | 1,374,880 | 1,307,531 | 1,274,559 | 1,255,736 | 1,252,007 | 1,207,807 | 1,150,203 |           |           |
| Inventory owned - Total - Des stocks possédés  |          | 1978                                       | 277,463   | 273,289   | 268,641   | 266,896   | 270,870   | 268,653   | 266,887   | 271,584   | 273,530   | 274,311   | 279,554   | 273,841   |           |
|  |          | 1979                                       | 306,118   | 317,011   | 320,927   | 317,542   | 333,446   | 334,370   | 341,515   | 350,452   | 352,124   | 356,686   | 362,044   | 367,363   |           |
|  |          | 1980                                       | 387,198   | 397,886   | 403,056   | 414,173   | 428,423   |           |           |           |           |           |           |           |           |



TABLE 6. Estimated Value of Shipments, Orders and Inventories in Selected Individual Industries

TABLEAU 6. Valeur estimative des livraisons, commandes et stocks de certaines industries particulières

| SIC 1970   | CAE 1970 | Month - Mois |         |         |          |         |         |         |         |         |         |         |         | Total   |           |
|--|----------|--------------|---------|---------|----------|---------|---------|---------|---------|---------|---------|---------|---------|---------|-----------|
|  |          | Jan          | Feb     | March   | April    | May     | June    | July    | Aug     | Sept.   | Oct.    | Nov.    | Dec.    |         |           |
|  |          | Janv.        | Fév.    | Mars    | Avril    | Maï     | Juin    | Juill.  | Août    |         |         |         |         |         |           |
| thousands of dollars - milliers de dollars   |          |              |         |         |          |         |         |         |         |         |         |         |         |         |           |
| Raw materials - Matières premières   |          | 1978         | 106,658 | 106,264 | 109,707  | 110,278 | 110,102 | 108,196 | 116,643 | 117,651 | 114,459 | 113,765 | 113,145 | 110,598 | ...       |
|  |          | 1979         | 121,824 | 121,513 | 125,645  | 130,681 | 132,860 | 140,177 | 143,420 | 151,006 | 155,931 | 162,434 | 156,239 | 154,606 | ...       |
|  |          | 1980         | 165,012 | 165,118 | 167,082  | 164,533 | 170,857 | 170,372 | 168,230 | 169,829 | 171,621 | 169,674 | 172,336 | 165,690 | ...       |
|  |          | 1981         | 166,155 | 168,843 | 167,527  | 170,755 | 177,549 | 175,755 | 179,412 | 184,668 | 193,689 | 195,613 | 197,848 | 196,495 | ...       |
| D 314136   | 16 336   | 1982         | 188,544 | 190,224 | 193,648  | 197,348 | 187,702 | 179,478 | 176,943 | 174,308 | 168,370 | 161,000 | 159,066 | ...     |           |
| Goods in process - Produits en cours   |          | 1978         | 152,131 | 151,671 | 150,910  | 151,351 | 152,685 | 152,049 | 150,533 | 155,261 | 156,777 | 161,689 | 165,686 | 162,959 | ...       |
|  |          | 1979         | 174,539 | 185,994 | 184,471  | 188,354 | 193,427 | 193,435 | 197,803 | 205,528 | 204,769 | 209,712 | 217,735 | 213,476 | ...       |
|  |          | 1980         | 225,180 | 234,808 | 235,094  | 235,177 | 239,531 | 235,252 | 232,026 | 230,713 | 230,921 | 243,465 | 239,228 | 240,089 | ...       |
|  |          | 1981         | 234,032 | 242,555 | 235,645  | 244,091 | 251,720 | 285,639 | 266,831 | 270,093 | 263,630 | 278,641 | 264,124 | 268,793 | ...       |
| O 314147   | 16 336   | 1982         | 266,307 | 271,700 | 277,830  | 279,140 | 278,116 | 266,412 | 263,197 | 255,334 | 251,388 | 248,279 | 242,716 | ...     |           |
| Finished products - Produits finis   |          | 1978         | 60,666  | 60,260  | 61,464   | 61,514  | 62,141  | 61,406  | 53,832  | 52,679  | 52,267  | 52,943  | 52,909  | 50,235  | ...       |
|  |          | 1979         | 56,857  | 56,706  | 57,281   | 57,777  | 58,554  | 57,991  | 58,751  | 59,382  | 60,965  | 60,018  | 63,333  | 68,299  | ...       |
|  |          | 1980         | 67,754  | 69,421  | 70,762   | 74,499  | 78,152  | 82,514  | 81,318  | 79,771  | 79,424  | 80,486  | 80,250  | 81,371  | ...       |
|  |          | 1981         | 82,244  | 79,096  | 80,773   | 82,965  | 85,745  | 86,905  | 88,251  | 87,466  | 84,292  | 85,440  | 87,795  | 92,175  | ...       |
| D 314158   | 16 336   | 1982         | 91,733  | 92,105  | 93,151   | 93,144  | 104,582 | 104,559 | 104,932 | 101,919 | 100,029 | 97,870  | 97,906  | ...     |           |
| Manufacturers of electric wire and cable - Fabricants de fils et de câbles électriques |          | 1978         | 49,144  | 53,668  | 65,291   | 59,870  | 65,108  | 86,717  | 56,875  | 59,534  | 80,091  | 72,206  | 79,075  | 64,977  | 792,556   |
|  |          | 1979         | 64,438  | 76,903  | 110,006  | 101,583 | 87,465  | 108,184 | 75,090  | 80,046  | 102,223 | 99,101  | 90,568  | 79,154  | 1,074,761 |
|  |          | 1980         | 95,293  | 109,269 | 111,060  | 89,890  | 98,235  | 110,972 | 84,547  | 85,508  | 103,408 | 101,652 | 97,846  | 90,284  | 1,177,964 |
| Shipments - Livraisons   |          | 1981         | 77,565  | 88,936  | 105,785  | 94,802  | 102,385 | 120,011 | 93,881  | 98,583  | 122,479 | 129,523 | 104,828 | 94,615  | 1,233,393 |
| D 314093   | 16 338   | 1982         | 77,162  | 82,207  | 113,110  | 81,704  | 93,254  | 105,662 | 63,557  | 72,091  | 90,994  | 77,241  | 79,745  | ...     |           |
| New orders - Nouvelles commandes   |          | 1978         | 55,204  | 52,074  | 77,177   | 72,691  | 74,088  | 83,046  | 53,750  | 58,945  | 74,052  | 67,430  | 72,526  | 67,976  | ...       |
|  |          | 1979         | 118,022 | 95,245  | 125,328  | 99,968  | 88,450  | 95,197  | 104,299 | 67,198  | 82,744  | 85,789  | 79,734  | 62,317  | ...       |
|  |          | 1980         | 105,067 | 103,571 | 126,953  | 75,614  | 98,798  | 81,881  | 72,750  | 80,884  | 125,331 | 90,559  | 95,903  | 92,079  | ...       |
|  |          | 1981         | 91,531  | 88,728  | 111,555  | 127,517 | 114,357 | 92,910  | 132,391 | 102,543 | 95,265  | 117,807 | 88,118  | 106,441 | ...       |
| D 314104   | 16 338   | 1982         | 51,894  | 107,383 | 131,470  | 69,258  | 87,972  | 138,577 | 70,800  | 52,118  | 78,115  | 62,227  | 59,978  | ...     |           |
| Unfilled orders - Commandes en carnet  |          | 1978         | 124,136 | 122,542 | 134,428  | 147,249 | 156,729 | 152,558 | 149,433 | 148,844 | 142,805 | 138,029 | 131,480 | 134,479 | ...       |
|  |          | 1979         | 188,063 | 206,405 | 221,727  | 220,112 | 221,097 | 208,110 | 237,319 | 224,471 | 204,992 | 191,680 | 180,846 | 164,009 | ...       |
|  |          | 1980         | 173,783 | 168,085 | 183,978  | 169,702 | 170,265 | 141,174 | 129,377 | 124,753 | 146,676 | 135,583 | 133,640 | 135,445 | ...       |
|  |          | 1981         | 149,401 | 149,193 | 154,963  | 187,678 | 199,650 | 172,549 | 211,059 | 215,019 | 187,805 | 176,089 | 159,379 | 171,705 | ...       |
| O 314115   | 16 338   | 1982         | 145,937 | 161,113 | 179,473  | 167,027 | 161,745 | 194,660 | 201,903 | 181,930 | 169,051 | 154,037 | 134,270 | ...     |           |
| Inventory owned - Total - Des stocks possédés  |          | 1978         | 164,033 | 172,002 | 179,463  | 189,479 | 192,648 | 187,679 | 174,138 | 170,076 | 171,235 | 177,318 | 180,980 | 190,378 | ...       |
|  |          | 1979         | 192,679 | 218,018 | 225,988  | 221,611 | 223,540 | 222,782 | 215,319 | 216,045 | 216,617 | 201,982 | 214,120 | 226,500 | ...       |
|  |          | 1980         | 239,946 | 257,196 | 257,424  | 249,200 | 230,657 | 224,037 | 213,694 | 207,166 | 201,190 | 199,104 | 194,921 | 180,040 | ...       |
|  |          | 1981         | 174,160 | 182,159 | 189,304  | 188,330 | 194,353 | 191,135 | 173,711 | 180,130 | 183,610 | 185,383 | 198,213 | 209,533 | ...       |
| D 314170   | 16 338   | 1982         | 220,098 | 232,023 | 228,410  | 238,077 | 238,693 | 228,986 | 225,465 | 208,116 | 191,552 | 184,140 | 173,870 | ...     |           |
| Raw materials - Matières premières   |          | 1978         | 30,754  | 30,274  | 34,139   | 38,446  | 38,946  | 36,418  | 36,181  | 33,912  | 31,967  | 36,717  | 35,931  | 39,773  | ...       |
|  |          | 1979         | 37,270  | 41,215  | 47,274   | 51,323  | 48,521  | 45,348  | 47,640  | 51,302  | 46,732  | 49,206  | 42,893  | 46,715  | ...       |
|  |          | 1980         | 45,931  | 47,641  | 48,716   | 47,667  | 44,954  | 44,359  | 44,961  | 43,478  | 42,156  | 41,295  | 39,098  | 39,034  | ...       |
|  |          | 1981         | 38,350  | 40,281  | 37,017   | 39,493  | 41,995  | 44,629  | 41,367  | 43,780  | 42,594  | 42,011  | 42,795  | 46,583  | ...       |
| D 314137   | 16 338   | 1982         | 47,265  | 47,883  | 46,016   | 48,510  | 48,322  | 45,470  | 50,029  | 41,748  | 40,750  | 35,401  | 35,600  | ...     |           |
| Goods in process - Produits en cours   |          | 1978         | 47,385  | 49,419  | 49,378   | 50,959  | 52,761  | 55,748  | 53,755  | 55,276  | 56,746  | 56,476  | 59,663  | 59,677  | ...       |
|  |          | 1979         | 56,490  | 60,581  | 60,462   | 62,149  | 63,332  | 65,501  | 62,501  | 62,210  | 63,461  | 60,348  | 64,059  | 66,733  | ...       |
|  |          | 1980         | 70,705  | 74,820  | 72,156   | 65,643  | 63,430  | 60,983  | 59,035  | 57,465  | 57,096  | 54,653  | 53,663  | 50,666  | ...       |
|  |          | 1981         | 50,383  | 52,800  | 55,240   | 55,022  | 57,437  | 54,666  | 53,504  | 59,116  | 57,891  | 58,999  | 63,513  | 59,804  | ...       |
| D 314148   | 16 338   | 1982         | 63,137  | 64,490  | 63,434   | 62,970  | 61,427  | 57,959  | 56,197  | 53,947  | 41,655  | 45,282  | 43,629  | ...     |           |
| Finished products - Produits finis   |          | 1978         | 85,894  | 82,309  | 95,946   | 100,074 | 100,941 | 95,513  | 84,202  | 80,888  | 82,522  | 84,125  | 85,386  | 90,873  | ...       |
|  |          | 1979         | 98,919  | 116,222 | 118,252  | 108,139 | 111,687 | 111,933 | 105,178 | 102,533 | 106,424 | 92,428  | 107,168 | 113,052 | ...       |
|  |          | 1980         | 123,310 | 134,735 | 136,552  | 135,890 | 122,273 | 118,695 | 109,698 | 106,223 | 101,938 | 103,156 | 102,160 | 90,340  | ...       |
|  |          | 1981         | 85,427  | 89,078  | 97,047   | 93,815  | 94,921  | 91,840  | 78,840  | 77,234  | 83,125  | 84,373  | 91,905  | 103,146 | ...       |
| D 314159   | 16 338   | 1982         | 109,696 | 119,650 | 118,960  | 126,597 | 128,944 | 125,557 | 119,239 | 112,421 | 109,147 | 103,457 | 94,633  | ...     |           |
| Battery manufacturers - Fabricants d'accumulateurs                                     |          | 1978         | 11,408  | 10,783  | 12,095   | 11,156  | 10,596  | 12,696  | 12,621  | 16,864  | 20,265  | 17,917  | 17,030  | 15,609  | 169,040   |
|  |          | 1979         | 12,371  | 14,230  | 15,983   | 13,819  | 13,221  | 17,061  | 14,824  | 23,956  | 26,443  | 24,459  | 22,511  | 21,384  | 220,262   |
|  |          | 1980         | 15,275  | 14,275  | 16,329   | 14,490  | 14,681  | 21,595  | 18,077  | 19,883  | 29,030  | 20,793  | 18,850  | 21,357  | 224,635   |
| Shipments - Livraisons   |          | 1981         | 14,539  | 15,004  | 17,369   | 13,394  | 13,642  | 16,846  | 15,103  | 16,013  | 27,526  | 21,750  | 19,382  | 18,194  | 208,762   |
| O 314095   | 16 3391  | 1982         | 13,167  | 13,740  | 16,344   | 12,310  | 15,583  | 16,632  | 14,410  | 18,108  | 26,104  | 20,356  | 18,621  | ...     |           |
| New orders - Nouvelles commandes   |          | 1978         | 10,123  | 10,093  | 13,085   | 12,648  | 10,155  | 14,273  | 12,783  | 19,933  | 18,875  | 15,166  | 16,862  | 12,367  | ...       |
|  |          | 1979         | 15,017  | 12,573  | 19,063   | 20,671  | 15,807  | 14,885  | 25,335  | 23,575  | 25,838  | 15,103  | 13,503  | 6,277   | ...       |
|  |          | 1980         | 19,057  | 10,868  | 15,297   | 14,870  | 16,445  | 20,758  | 30,152  | 23,272  | 31,509  | 17,028  | 18,076  | 20,390  | ...       |
|  |          | 1981         | 11,515  | 14,491  | 14,489   | 24,107  | 13,816  | 21,085  | 30,837  | 20,222  | 26,359  | 15,871  | 15,424  | 9,845   | ...       |
| D 314106   | 16 3391  | 1982         | 12,979  | 9,671   | 11,232   | 12,205  | 18,472  | 14,662  | 15,831  | 22,540  | 27,087  | 20,294  | 19,349  | ...     |           |
| Unfilled orders - Commandes en carnet  |          | 1978         | 11,137  | 10,447  | 11,437   | 12,929  | 12,488  | 14,065  | 14,227  | 17,296  | 15,906  | 13,155  | 12,987  | 9,745   | ...       |
|  |          | 1979         | 12,391  | 10,734  | 13,814   | 20,666  | 23,252  | 21,076  | 31,587  | 31,206  | 30,601  | 21,245  | 32,237  | 17,130  | ...       |
|  |          | 1980         | 20,912  | 17,505  | 16,473   | 16,853  | 18,617  | 17,780  | 29,855  | 33,244  | 35,723  | 31,958  | 31,184  | 30,217  | ...       |
|  |          | 1981         | 27,193  | 26,680  | 23,800   | 34,513  | 34,687  | 38,926  | 54,660  | 58,869  | 57,702  | 51,823  | 47,865  | 39,516  | ...       |
| D 314117   | 16 3391  | 1982         | 39,328  | 35,259  | 30,147</ |         |         |         |         |         |         |         |         |         |           |

TABLE 6. Estimated Value of Shipments, Orders and Inventories in Selected Individual Industries

TABLEAU 6. Valeur estimative des livraisons, commandes et stocks de certaines industries particulières

| SIC 1980<br>CIC 1970   | Month - Mois |         |         |         |         |         |         |         |         |         |         |         |         | Total   |
|--|--------------|---------|---------|---------|---------|---------|---------|---------|---------|---------|---------|---------|---------|---------|
|  | Jan          | Feb.    | March   | April   | May     | June    | July    | Aug     | Sept.   | Oct.    | Nov     | Dec.    |         |         |
|  | Janv         | Fév     | Mars    | Avril   | Mar     | Juin    | Juill.  | Août    | Sept.   | Oct.    | Nov     | Dec.    |         |         |
| thousands of dollars - milliers de dollars   |              |         |         |         |         |         |         |         |         |         |         |         |         |         |
| Raw materials - Matières premières   | 1978         | 10,029  | 9,472   | 9,240   | 9,610   | 9,806   | 9,940   | 10,764  | 12,042  | 11,151  | 12,313  | 12,159  | 13,190  | 13,190  |
|  | 1979         | 15,310  | 13,649  | 14,189  | 13,793  | 13,529  | 15,801  | 16,264  | 16,062  | 15,504  | 16,382  | 16,355  | 17,310  | 17,310  |
|  | 1980         | 17,408  | 20,299  | 21,125  | 19,087  | 19,563  | 20,958  | 22,858  | 22,998  | 23,376  | 22,345  | 22,650  | 20,924  | 20,924  |
|  | 1981         | 21,160  | 20,748  | 21,888  | 22,873  | 24,866  | 23,951  | 23,707  | 24,889  | 24,861  | 23,920  | 23,306  | 24,411  | 24,411  |
| D 314139   | 1982         | 24,950  | 26,100  | 25,384  | 24,826  | 24,191  | 22,184  | 22,591  | 21,340  | 20,420  | 19,331  | 17,383  |         |         |
| Goods in process - Produits en cours   | 1978         | 9,581   | 10,201  | 10,466  | 10,650  | 11,351  | 10,827  | 10,975  | 10,627  | 10,724  | 11,769  | 12,136  | 11,736  | 11,736  |
|  | 1979         | 12,769  | 13,057  | 13,971  | 15,724  | 15,329  | 15,662  | 16,151  | 17,605  | 17,601  | 16,330  | 17,463  | 16,870  | 16,870  |
|  | 1980         | 18,116  | 19,500  | 21,441  | 20,577  | 20,073  | 20,227  | 20,944  | 22,073  | 22,333  | 23,147  | 22,609  | 19,848  | 19,848  |
|  | 1981         | 19,388  | 18,048  | 23,131  | 24,209  | 28,027  | 29,500  | 28,814  | 28,708  | 30,059  | 24,541  | 23,205  | 21,589  | 21,589  |
| D 314150   | 1982         | 23,214  | 23,626  | 22,885  | 24,583  | 25,021  | 25,037  | 24,003  | 23,081  | 20,237  | 21,995  | 17,612  |         |         |
| Finished products - Produits finis   | 1978         | 18,156  | 19,500  | 22,254  | 25,667  | 29,442  | 32,944  | 30,464  | 27,739  | 25,012  | 22,533  | 22,130  | 21,929  | 21,929  |
|  | 1979         | 24,778  | 26,854  | 29,195  | 32,450  | 33,516  | 40,946  | 38,244  | 32,981  | 30,599  | 29,086  | 29,310  | 31,598  | 31,598  |
|  | 1980         | 34,336  | 37,056  | 39,859  | 53,325  | 60,217  | 63,242  | 62,441  | 59,702  | 51,631  | 48,376  | 47,412  | 41,239  | 41,239  |
|  | 1981         | 43,471  | 45,361  | 44,123  | 49,683  | 53,051  | 59,432  | 57,079  | 57,643  | 50,060  | 54,152  | 51,953  | 52,573  | 52,573  |
| D 314161   | 1982         | 53,753  | 52,819  | 56,738  | 57,771  | 59,115  | 64,512  | 63,698  | 62,086  | 51,881  | 46,845  | 41,820  |         |         |
| Manufacturers of miscellaneous electrical products, n.e.s. - Fabricants de produits électriques divers, n.c.a. | 1978         | 33,484  | 35,613  | 38,589  | 35,998  | 36,009  | 38,752  | 29,941  | 41,858  | 47,574  | 49,579  | 50,228  | 43,493  | 481,118 |
| Shipments - Livraisons   | 1979         | 41,076  | 42,595  | 47,571  | 44,026  | 45,572  | 46,697  | 39,876  | 46,506  | 55,409  | 60,479  | 58,151  | 47,351  | 575,309 |
|  | 1980         | 46,535  | 59,365  | 57,670  | 52,894  | 50,344  | 51,167  | 49,970  | 50,627  | 64,898  | 67,050  | 62,540  | 55,437  | 668,497 |
| D 314096   | 1981         | 49,116  | 55,502  | 61,605  | 62,919  | 58,012  | 64,298  | 56,896  | 56,834  | 76,661  | 72,401  | 70,820  | 55,107  | 740,166 |
|  | 1982         | 52,496  | 58,074  | 66,511  | 54,581  | 56,017  | 56,397  | 45,177  | 52,580  | 68,434  | 64,060  | 65,661  |         |         |
| New orders - Nouvelles commandes   | 1978         | 37,655  | 37,422  | 36,253  | 38,537  | 37,427  | 36,397  | 31,393  | 49,746  | 47,201  | 61,740  | 43,773  | 35,133  | 35,133  |
|  | 1979         | 50,640  | 45,837  | 42,315  | 42,739  | 53,107  | 47,322  | 39,646  | 49,848  | 51,447  | 61,960  | 58,401  | 37,975  | 37,975  |
|  | 1980         | 72,960  | 61,147  | 63,417  | 45,523  | 50,419  | 57,026  | 50,438  | 55,183  | 65,320  | 68,156  | 59,378  | 56,577  | 56,577  |
|  | 1981         | 50,109  | 58,644  | 72,121  | 68,852  | 56,229  | 67,198  | 57,487  | 57,227  | 83,066  | 73,793  | 73,547  | 44,019  | 44,019  |
| D 314107   | 1982         | 55,631  | 56,067  | 72,053  | 87,523  | 48,998  | 45,852  | 41,096  | 54,405  | 60,625  | 57,800  | 62,872  |         |         |
| Unfilled orders - Commandes en carnet  | 1978         | 24,789  | 26,598  | 24,262  | 26,801  | 28,219  | 25,864  | 27,316  | 35,204  | 34,831  | 46,992  | 40,537  | 32,177  | 32,177  |
|  | 1979         | 41,705  | 44,947  | 39,691  | 38,404  | 45,939  | 46,564  | 46,334  | 49,676  | 45,714  | 47,195  | 47,445  | 38,069  | 38,069  |
|  | 1980         | 64,494  | 66,276  | 72,023  | 64,652  | 64,727  | 70,586  | 71,054  | 75,610  | 76,032  | 77,138  | 75,176  | 75,176  | 75,176  |
|  | 1981         | 76,109  | 79,251  | 89,767  | 95,700  | 93,917  | 96,817  | 97,408  | 97,801  | 104,206 | 105,598 | 108,325 | 97,242  | 97,242  |
| D 314118   | 1982         | 100,377 | 98,370  | 103,912 | 136,854 | 129,835 | 119,290 | 115,209 | 117,034 | 109,725 | 102,965 | 100,176 |         |         |
| Inventory owned - Total - Des stocks possédés  | 1978         | 95,699  | 100,328 | 105,873 | 113,900 | 123,902 | 131,990 | 136,061 | 136,875 | 134,090 | 134,014 | 135,251 | 134,987 | 134,987 |
|  | 1979         | 148,254 | 151,201 | 157,493 | 167,912 | 169,883 | 177,982 | 178,131 | 173,875 | 171,709 | 169,523 | 163,663 | 168,670 | 168,670 |
|  | 1980         | 180,033 | 184,759 | 192,798 | 202,711 | 209,057 | 221,310 | 221,250 | 215,271 | 205,619 | 199,473 | 197,738 | 197,717 | 197,717 |
| D 314173   | 1981         | 201,400 | 207,969 | 206,365 | 212,181 | 222,698 | 231,314 | 228,845 | 221,805 | 223,486 | 217,274 | 210,904 | 225,532 | 225,532 |
|  | 1982         | 226,057 | 235,663 | 234,666 | 242,751 | 235,868 | 237,925 | 228,685 | 217,969 | 210,510 | 196,852 | 191,586 |         |         |
| Raw materials - Matières premières   | 1978         | 38,206  | 39,666  | 42,642  | 45,283  | 48,537  | 51,977  | 55,464  | 55,425  | 52,099  | 51,238  | 52,173  | 51,927  | 51,927  |
|  | 1979         | 58,063  | 58,035  | 60,526  | 63,569  | 65,713  | 69,804  | 72,665  | 70,903  | 70,829  | 70,372  | 65,671  | 68,218  | 68,218  |
|  | 1980         | 73,847  | 73,545  | 77,802  | 80,107  | 80,384  | 86,849  | 89,453  | 87,276  | 83,769  | 77,898  | 75,892  | 73,510  | 73,510  |
|  | 1981         | 79,126  | 80,507  | 77,870  | 79,700  | 85,248  | 91,274  | 90,355  | 88,024  | 85,418  | 80,664  | 80,649  | 84,102  | 84,102  |
| D 314140   | 1982         | 83,201  | 86,635  | 86,223  | 87,568  | 82,223  | 86,014  | 83,859  | 80,634  | 76,569  | 71,149  | 67,501  |         |         |
| Goods in process - Produits en cours   | 1978         | 10,713  | 11,997  | 12,926  | 14,337  | 16,086  | 17,358  | 17,756  | 19,714  | 20,819  | 20,886  | 22,523  | 23,582  | 23,582  |
|  | 1979         | 25,995  | 26,762  | 26,530  | 27,648  | 26,954  | 28,118  | 27,257  | 27,119  | 27,086  | 26,593  | 26,690  | 24,694  | 24,694  |
|  | 1980         | 32,612  | 33,584  | 31,591  | 31,489  | 32,056  | 32,778  | 31,997  | 33,128  | 32,584  | 31,253  | 33,204  | 31,332  | 31,332  |
|  | 1981         | 34,800  | 36,940  | 37,078  | 37,674  | 37,674  | 37,622  | 39,022  | 36,006  | 37,476  | 37,406  | 38,061  | 37,770  | 37,770  |
| D 314151   | 1982         | 39,596  | 41,750  | 41,053  | 41,420  | 39,166  | 38,205  | 36,171  | 35,486  | 35,092  | 32,779  | 31,937  |         |         |
| Finished products - Produits finis   | 1978         | 46,780  | 48,665  | 50,305  | 54,288  | 59,279  | 62,655  | 62,841  | 61,736  | 61,172  | 61,890  | 60,555  | 59,478  | 59,478  |
|  | 1979         | 64,196  | 66,404  | 70,437  | 76,695  | 77,216  | 80,060  | 78,209  | 75,853  | 73,794  | 72,558  | 71,302  | 75,758  | 75,758  |
|  | 1980         | 73,574  | 77,630  | 83,405  | 91,115  | 96,617  | 101,683 | 99,800  | 94,867  | 89,266  | 90,322  | 88,642  | 92,875  | 92,875  |
|  | 1981         | 87,474  | 90,522  | 91,417  | 95,411  | 99,776  | 102,418 | 99,468  | 97,775  | 100,592 | 99,204  | 101,194 | 103,660 | 103,660 |
| D 314162   | 1982         | 103,260 | 107,278 | 107,390 | 113,763 | 114,479 | 113,706 | 108,655 | 101,849 | 98,849  | 92,924  | 92,148  |         |         |
| <b>NON-METALLIC MINERAL PRODUCTS INDUSTRIES - FABRICATION DE PRODUITS MINÉRAUX NON MÉTALLIQUES:</b>            |              |         |         |         |         |         |         |         |         |         |         |         |         |         |
| Clay products manufacturers - Fabricants de produits en argile:  | 1978         | 8,801   | 9,350   | 12,701  | 14,224  | 16,556  | 18,152  | 15,872  | 16,579  | 18,282  | 17,828  | 16,324  | 10,822  | 175,491 |
| Shipments - Livraisons   | 1979         | 10,567  | 10,930  | 13,708  | 15,490  | 19,133  | 20,247  | 20,006  | 20,252  | 20,145  | 22,186  | 18,891  | 11,954  | 203,500 |
|  | 1980         | 12,900  | 14,077  | 14,566  | 17,184  | 18,815  | 18,430  | 19,329  | 19,168  | 20,876  | 22,671  | 19,481  | 13,746  | 211,243 |
| D 314297   | 1981         | 13,887  | 14,238  | 18,416  | 20,416  | 23,067  | 24,979  | 20,873  | 19,853  | 22,009  | 23,335  | 19,857  | 13,985  | 234,915 |
|  | 1982         | 11,839  | 12,260  | 15,206  | 13,753  | 15,620  | 15,796  | 13,834  | 14,908  | 15,766  | 18,184  | 16,579  |         |         |
| Inventory owned - Total - Des stocks possédés  | 1978         | 39,331  | 41,866  | 44,344  | 44,335  | 44,892  | 45,183  | 43,640  | 40,537  | 37,782  | 35,950  | 35,760  | 38,496  | 38,496  |
|  | 1979         | 47,087  | 45,276  | 48,760  | 49,234  | 49,016  | 48,112  | 45,206  | 43,830  | 42,287  | 41,948  | 41,819  | 45,289  | 45,289  |
|  | 1980         | 49,543  | 53,333  | 58,218  | 61,052  | 62,185  | 64,022  | 60,905  | 57,687  | 56,329  | 56,462  | 53,925  | 58,651  | 58,651  |
| D 314428   | 1981         | 60,888  | 62,336  | 63,593  | 64,999  | 65,815  | 63,972  | 62,017  | 62,446  | 61,557  | 62,232  | 63,295  | 65,917  | 65,917  |
|  | 1982         | 69,430  | 72,344  | 72,481  | 73,687  | 74,047  | 73,732  | 69,448  | 66,431  | 63,822  | 58,743  | 60,580  |         |         |
| Cement manufacturers - Fabricants de ciment:   | 1978         | 15,950  | 19,537  | 27,638  | 35,860  | 51,165  | 61,282  | 58,961  | 64,572  | 59,089  | 60,525  | 44,727  | 27,526  | 526,832 |
| Shipments - Livraisons   | 1979         | 19,392  | 21,021  | 32,288  | 38,772  | 64,477  | 70,475  | 74,785  | 79,469  | 74,865  | 77,694  | 55,739  | 33,990  | 642,967 |
|  | 1980         | 22,762  | 26,958  | 32,299  | 43,934  | 62,682  | 65,717  | 65,918  | 62,789  | 66,247  | 76,744  | 54,134  | 31,556  | 611,740 |
| D 314300   | 1981         | 22,435  | 24,904  | 36,062  | 46,287  | 69,284  | 76,786  | 76,367  | 77,754  | 74,226  | 71,629  | 60,545  | 41,990  | 678,264 |
|  | 1982         | 19,414  | 27,546  | 35,357  | 42,927  | 58,076  | 65,959  | 61,584  | 68,864  | 69,425  | 63,100  | 49,791  |         |         |
| Inventory owned - Total - Des stocks possédés  | 1978         | 96,186  | 101,428 | 106,649 | 108,186 | 108,5   |         |         |         |         |         |         |         |         |

TABLE 6. Estimated Value of Shipments, Orders and Inventories in Selected Individual Industries

TABLEAU 6. Valeur estimative des livraisons, commandes et stocks de certaines industries particulières

| SIC 1970<br>CAÉ 1970   | Month - Mois |           |           |           |           |           |           |           |           |           |           |           | Total     |            |
|--|--------------|-----------|-----------|-----------|-----------|-----------|-----------|-----------|-----------|-----------|-----------|-----------|-----------|------------|
|  | Jan          | Feb       | March     | April     | May       | June      | July      | Aug.      | Sept.     | Oct.      | Nov.      | Dec.      |           |            |
|  | Janv.        | Fév.      | Mars      | Avril     | Mai       | Jun       | Juill.    | Août      | Sept.     | Oct.      | Nov.      | Déc.      |           |            |
| thousands of dollars - milliers de dollars   |              |           |           |           |           |           |           |           |           |           |           |           |           |            |
| Concrete products manufacturers - Fabricants de produits en béton  | 1978         | 26,287    | 33,041    | 36,814    | 39,097    | 49,656    | 57,691    | 52,573    | 55,567    | 53,286    | 53,506    | 43,638    | 31,908    | 533,064    |
| Shipments - Livraisons   | 1979         | 25,235    | 25,855    | 32,179    | 36,777    | 51,258    | 61,634    | 61,070    | 70,040    | 59,953    | 59,574    | 47,650    | 34,802    | 566,027    |
|  | 1980         | 29,496    | 33,539    | 33,309    | 41,610    | 54,426    | 56,509    | 60,024    | 60,677    | 55,888    | 58,443    | 49,998    | 33,239    | 567,158    |
|  | 1981         | 32,837    | 31,359    | 38,147    | 48,361    | 60,087    | 71,078    | 64,147    | 63,628    | 66,369    | 63,314    | 58,937    | 44,355    | 642,619    |
| D 314302   | 17 354       | 27,875    | 33,723    | 39,130    | 41,180    | 54,562    | 60,529    | 56,323    | 64,232    | 59,633    | 58,807    | 50,466    |           |            |
| Inventory owned - Total - Des stocks possédés  | 1978         | 83,619    | 83,612    | 90,677    | 92,498    | 89,417    | 87,541    | 89,461    | 90,041    | 89,647    | 85,270    | 85,899    | 92,069    |            |
|  | 1979         | 86,567    | 91,406    | 98,124    | 106,045   | 111,052   | 110,839   | 108,774   | 99,825    | 96,269    | 98,641    | 99,607    | 99,916    |            |
|  | 1980         | 104,690   | 102,213   | 104,150   | 112,151   | 105,616   | 111,758   | 110,025   | 102,453   | 102,210   | 97,087    | 95,893    | 100,276   |            |
|  | 1981         | 103,565   | 105,122   | 113,030   | 116,404   | 118,021   | 115,577   | 118,704   | 119,350   | 114,767   | 111,642   | 111,805   | 111,186   |            |
| D 314433   | 17 354       | 119,142   | 122,247   | 122,785   | 122,491   | 121,094   | 122,465   | 119,317   | 110,533   | 108,967   | 103,533   | 100,013   |           |            |
| Ready-mix concrete manufacturers - Fabricants de béton préparé:  | 1978         | 24,031    | 30,005    | 39,905    | 50,430    | 77,125    | 90,328    | 78,731    | 86,816    | 81,056    | 92,227    | 74,170    | 37,018    | 761,842    |
| Shipments - Livraisons   | 1979         | 30,142    | 30,540    | 46,109    | 53,304    | 83,314    | 96,572    | 91,087    | 102,717   | 94,476    | 101,839   | 84,438    | 43,964    | 858,502    |
|  | 1980         | 33,165    | 36,575    | 43,298    | 54,945    | 85,127    | 87,255    | 97,763    | 98,242    | 106,161   | 117,436   | 89,339    | 49,046    | 896,352    |
|  | 1981         | 37,376    | 41,546    | 55,544    | 75,063    | 98,148    | 123,346   | 111,222   | 115,201   | 115,078   | 109,588   | 98,991    | 63,885    | 1,044,988  |
| D 314306   | 17 355       | 42,242    | 52,302    | 57,296    | 64,675    | 88,045    | 104,368   | 84,964    | 102,663   | 101,129   | 102,762   | 93,091    |           |            |
| Inventory owned - Total - Des stocks possédés  | 1978         | 32,593    | 31,507    | 28,271    | 29,054    | 30,760    | 30,564    | 30,488    | 30,452    | 27,732    | 30,221    | 31,728    | 31,748    |            |
|  | 1979         | 34,355    | 36,079    | 36,017    | 36,717    | 37,590    | 35,943    | 36,082    | 36,126    | 37,390    | 37,784    | 39,276    | 41,418    |            |
|  | 1980         | 41,976    | 41,582    | 41,400    | 44,757    | 45,952    | 48,441    | 48,076    | 47,410    | 47,566    | 45,691    | 45,909    | 46,975    |            |
|  | 1981         | 47,375    | 46,807    | 47,967    | 47,603    | 47,933    | 47,672    | 47,831    | 49,361    | 49,120    | 49,072    | 49,487    | 48,883    |            |
| D 314437   | 17 355       | 51,893    | 52,965    | 52,298    | 52,610    | 52,277    | 52,716    | 57,013    | 58,713    | 50,596    | 49,507    | 48,889    |           |            |
| Glass and glass products manufacturers - Fabricants de verre et d'articles en verre:                             | 1978         | 48,239    | 47,410    | 51,156    | 51,931    | 55,608    | 58,284    | 45,608    | 50,314    | 58,051    | 59,070    | 58,818    | 52,846    | 637,335    |
| Shipments - Livraisons   | 1979         | 62,916    | 58,796    | 61,026    | 56,369    | 66,550    | 68,264    | 52,872    | 52,581    | 50,699    | 55,903    | 65,164    | 50,963    | 702,103    |
|  | 1980         | 58,069    | 56,630    | 57,796    | 58,280    | 66,961    | 64,762    | 52,598    | 57,574    | 77,111    | 68,713    | 62,864    | 63,705    | 745,063    |
|  | 1981         | 54,663    | 62,367    | 74,243    | 88,445    | 71,326    | 83,367    | 68,245    | 66,665    | 61,067    | 70,029    | 63,931    | 67,100    | 831,448    |
| D 314307   | 17 356       | 48,981    | 55,916    | 66,221    | 69,165    | 75,689    | 85,579    | 63,369    | 79,104    | 74,573    | 67,941    | 74,196    |           |            |
| Unfilled orders - Commandes en carnet  | 1978         | 26,639    | 27,863    | 27,491    | 26,167    | 25,432    | 22,699    | 24,587    | 26,907    | 27,996    | 26,514    | 24,897    | 25,648    |            |
|  | 1979         | 32,810    | 32,528    | 34,734    | 36,413    | 37,390    | 28,403    | 28,404    | 34,292    | 35,106    | 36,651    | 28,943    | 29,461    |            |
|  | 1980         | 34,595    | 36,382    | 34,100    | 34,163    | 32,136    | 24,850    | 26,770    | 34,488    | 32,083    | 32,927    | 34,406    | 32,398    |            |
|  | 1981         | 36,169    | 37,384    | 34,657    | 36,441    | 37,609    | 33,412    | 27,663    | 30,226    | 31,525    | 33,786    | 28,867    | 30,274    |            |
| D 314344   | 17 356       | 34,571    | 31,932    | 39,525    | 34,881    | 36,600    | 39,304    | 43,969    | 42,501    | 43,856    | 29,519    | 24,210    |           |            |
| Inventory owned - Total - Des stocks possédés  | 1978         | 96,512    | 99,458    | 101,673   | 106,039   | 100,196   | 90,503    | 87,815    | 91,594    | 97,033    | 101,213   | 105,811   | 105,669   |            |
|  | 1979         | 92,797    | 99,859    | 104,431   | 110,927   | 109,564   | 109,398   | 111,776   | 110,013   | 115,491   | 116,845   | 119,361   | 122,655   |            |
|  | 1980         | 125,446   | 132,361   | 140,443   | 149,275   | 153,465   | 154,348   | 154,271   | 150,976   | 142,117   | 144,102   | 148,134   | 147,136   |            |
|  | 1981         | 155,702   | 165,564   | 166,894   | 157,715   | 167,744   | 167,470   | 165,491   | 161,484   | 166,234   | 172,498   | 173,578   | 168,375   |            |
| D 314438   | 17 356       | 171,859   | 188,229   | 196,459   | 196,452   | 194,092   | 192,384   | 189,739   | 186,749   | 184,562   | 185,766   | 183,862   |           |            |
| Abrasives manufacturers - Fabricants d'abrasifs:   | 1978         | 12,624    | 12,602    | 14,524    | 14,216    | 14,048    | 14,239    | 12,857    | 12,356    | 14,795    | 15,616    | 16,521    | 16,904    | 171,302    |
| Shipments - Livraisons   | 1979         | 15,910    | 15,328    | 17,331    | 15,772    | 16,195    | 15,963    | 14,493    | 15,047    | 14,609    | 16,692    | 16,712    | 18,887    | 192,939    |
|  | 1980         | 18,103    | 20,274    | 18,115    | 19,352    | 16,123    | 13,501    | 14,729    | 11,773    | 14,660    | 19,932    | 14,925    | 20,816    | 202,003    |
|  | 1981         | 17,484    | 21,653    | 20,326    | 19,641    | 19,182    | 18,880    | 17,748    | 15,869    | 18,794    | 21,556    | 16,256    | 14,852    | 222,241    |
| D 314310   | 17 357       | 15,215    | 15,876    | 16,172    | 18,703    | 13,901    | 13,606    | 11,150    | 10,381    | 11,086    | 11,837    | 17,068    |           |            |
| Inventory owned - Total - Des stocks possédés  | 1978         | 27,434    | 27,894    | 26,575    | 25,704    | 24,792    | 26,141    | 30,337    | 31,344    | 32,766    | 32,851    | 31,860    | 32,681    |            |
|  | 1979         | 33,393    | 31,006    | 29,755    | 31,098    | 31,491    | 29,948    | 31,886    | 34,640    | 35,587    | 41,187    | 41,641    | 41,977    |            |
|  | 1980         | 41,573    | 41,399    | 40,017    | 40,152    | 42,954    | 41,198    | 43,528    | 42,882    | 45,660    | 43,369    | 45,355    | 45,467    |            |
|  | 1981         | 44,494    | 43,152    | 42,437    | 40,053    | 41,989    | 43,991    | 47,290    | 49,317    | 48,554    | 44,686    | 48,072    | 46,984    |            |
| D 314441   | 17 357       | 48,429    | 47,728    | 47,256    | 47,443    | 51,208    | 51,963    | 56,488    | 53,283    | 54,188    | 53,786    | 48,448    |           |            |
| Miscellaneous non-metallic mineral products industries - Industries des produits minéraux non métalliques divers | 1978         | 46,588    | 46,882    | 51,498    | 51,320    | 63,074    | 58,013    | 56,799    | 62,451    | 61,406    | 66,361    | 64,829    | 55,070    | 684,291    |
| Shipments - Livraisons   | 1979         | 53,970    | 56,374    | 60,576    | 56,101    | 62,199    | 68,713    | 61,587    | 76,221    | 72,887    | 75,678    | 76,941    | 65,503    | 786,750    |
|  | 1980         | 69,025    | 68,416    | 66,830    | 61,150    | 63,927    | 61,239    | 65,254    | 75,321    | 82,605    | 74,186    | 68,395    | 817,363   |            |
|  | 1981         | 58,891    | 68,943    | 76,235    | 72,678    | 71,646    | 76,650    | 66,339    | 69,971    | 80,904    | 87,065    | 69,479    | 61,348    | 860,149    |
| D 314312   | 17 359       | 53,434    | 55,082    | 61,288    | 61,475    | 58,771    | 64,167    | 55,081    | 62,838    | 67,726    | 67,027    | 63,950    |           |            |
| Inventory owned - Total - Des stocks possédés  | 1978         | 86,769    | 89,714    | 96,956    | 98,803    | 98,731    | 98,421    | 96,728    | 97,910    | 96,173    | 94,335    | 92,440    | 93,429    |            |
|  | 1979         | 102,416   | 105,936   | 113,541   | 120,339   | 122,090   | 121,477   | 119,258   | 112,741   | 108,862   | 109,863   | 104,973   | 111,340   |            |
|  | 1980         | 118,254   | 122,921   | 129,876   | 136,090   | 133,158   | 132,761   | 136,061   | 133,153   | 129,714   | 129,383   | 127,399   | 126,379   |            |
|  | 1981         | 125,963   | 128,977   | 129,118   | 132,346   | 136,669   | 140,270   | 136,044   | 139,687   | 137,210   | 136,378   | 135,016   | 129,884   |            |
| D 314443   | 17 359       | 132,440   | 131,492   | 134,373   | 128,330   | 126,221   | 126,437   | 122,099   | 121,005   | 120,724   | 118,568   | 115,043   |           |            |
| PETROLEUM AND COAL PRODUCTS INDUSTRIES - FABRICATION DE PRODUITS DU PETROLE ET DU CHARBON:                       |              |           |           |           |           |           |           |           |           |           |           |           |           |            |
| Petroleum refineries - Raffineries de pétrole  | 1978         | 798,581   | 760,194   | 781,374   | 722,944   | 858,494   | 839,845   | 825,598   | 910,287   | 867,360   | 925,906   | 992,338   | 1,071,125 | 10,354,046 |
| Shipments - Livraisons   | 1979         | 1,024,832 | 924,837   | 939,437   | 916,359   | 968,607   | 989,041   | 1,028,850 | 1,052,527 | 1,020,524 | 1,118,792 | 1,130,174 | 1,168,641 | 12,282,621 |
|  | 1980         | 1,064,590 | 1,104,014 | 1,156,442 | 1,036,173 | 1,129,069 | 1,158,996 | 1,221,791 | 1,147,857 | 1,149,533 | 1,329,080 | 1,353,575 | 1,563,508 | 14,414,448 |
|  | 1981         | 1,491,272 | 1,317,473 | 1,378,303 | 1,474,314 | 1,463,835 | 1,585,700 | 1,746,606 | 1,701,784 | 1,775,957 | 1,865,292 | 1,788,807 | 1,891,326 | 19,480,669 |
| D 314625   | 18 365       | 1,665,806 | 1,614,377 | 1,707,947 | 1,394,391 | 1,645,948 | 1,733,663 | 1,721,394 | 1,795,156 | 1,721,059 | 1,797,883 | 1,852,440 |           |            |
| Inventory owned - Total - Des stocks possédés  | 1978         | 1,387,184 | 1,388,453 | 1,441,198 | 1,406,767 | 1,319,826 | 1,462,242 | 1,447,515 | 1,451,712 | 1,491,372 | 1,470,475 | 1,443,069 | 1,449,225 |            |
|  | 1979         | 1,362,697 | 1,398,274 | 1,453,245 | 1,433,780 | 1,457,354 | 1,547,190 | 1,534,873 | 1,578,865 | 1,552,318 | 1,681,860 | 1,663,466 | 1,752,745 |            |
|  | 1980         | 1,804,168 | 1,829,005 | 1,927,387 | 2,026,738 | 2,036,395 | 2,054,692 | 2,155,963 | 2,282,651 | 2,287,641 | 2,269,871 | 2,168,972 | 2,393,304 |            |
|  | 1981         | 2,579,378 | 2,500,419 | 2,601,609 | 2,859,593 | 2,764,271 | 3,009,124 | 3,015,968 | 3,161,821 | 3,104,891 | 2,978,777 | 2,883,155 | 2,978,944 |            |



TABLE 6. Estimated Value of Shipments, Orders and Inventories in Selected Individual Industries

TABLEAU 6. Valeur estimative des livraisons, commandes et stocks de certaines industries particulières

| SIC 1970<br>CAE 1970   |        | Month - Mois                               |           |           |           |           |           |           |           |           |           |           |           | Total     |
|--|--------|--|-----------|-----------|-----------|-----------|-----------|-----------|-----------|-----------|-----------|-----------|-----------|-----------|
|  |        | Jan.                                       | Feb.      | March     | April     | May       | June      | July      | Aug.      | Sept.     | Oct.      | Nov.      | Dec.      |           |
|  |        | Janv.                                      | Fév.      | Mars      | Avril     | Mai       | Jun       | Juill     | Août      | Sept.     | Oct.      | Nov.      | Déc.      |           |
|  |        | Thousands of dollars - milliers de dollars |           |           |           |           |           |           |           |           |           |           |           |           |
| Goods in process - Produits en cours   | 1978   | 187,955                                    | 176,150   | 171,621   | 174,973   | 155,496   | 173,292   | 183,074   | 185,455   | 177,611   | 191,627   | 191,713   | 191,563   | ...       |
|  | 1979   | 189,214                                    | 188,326   | 186,298   | 182,826   | 197,366   | 204,994   | 189,719   | 194,200   | 209,663   | 212,176   | 209,088   | 221,990   | ...       |
|  | 1980   | 230,791                                    | 229,173   | 240,017   | 244,935   | 255,212   | 277,545   | 262,776   | 283,455   | 270,379   | 275,475   | 275,567   | 298,717   | ...       |
|  | 1981   | 323,816                                    | 327,535   | 325,209   | 344,362   | 357,772   | 384,882   | 376,482   | 375,344   | 383,524   | 399,735   | 416,186   | 406,663   | ...       |
| D 314647   | 19 365 | 476,132                                    | 521,679   | 545,074   | 489,499   | 466,416   | 463,201   | 434,750   | 439,565   | 476,137   | 488,557   | 484,103   | ...       |           |
| Finished products - Produits finis   | 1978   | 690,031                                    | 682,659   | 681,311   | 680,424   | 603,519   | 647,239   | 694,522   | 700,773   | 699,237   | 681,680   | 660,218   | 655,685   | ...       |
|  | 1979   | 669,994                                    | 676,280   | 711,220   | 726,510   | 696,046   | 729,362   | 751,867   | 766,052   | 757,761   | 722,684   | 720,142   | 784,010   | ...       |
|  | 1980   | 855,970                                    | 899,504   | 1,005,130 | 956,467   | 936,032   | 955,764   | 1,017,174 | 1,107,453 | 1,059,669 | 987,447   | 1,011,677 | 1,088,906 | ...       |
|  | 1981   | 1,173,807                                  | 1,198,811 | 1,333,381 | 1,365,016 | 1,339,889 | 1,420,172 | 1,492,229 | 1,621,417 | 1,577,412 | 1,448,597 | 1,432,225 | 1,493,046 | ...       |
| D 314652   | 19 365 | 1,547,779                                  | 1,471,954 | 1,509,012 | 1,526,894 | 1,430,055 | 1,480,490 | 1,515,992 | 1,536,956 | 1,494,439 | 1,405,839 | 1,395,333 | ...       |           |
| <b>CHEMICAL AND CHEMICAL PRODUCTS INDUSTRIES - INDUSTRIE CHIMIQUE</b>  |        |  |           |           |           |           |           |           |           |           |           |           |           |           |
| Manufacturers of mixed fertilizers - Fabricants d'engrais composés:  | 1978   | 5,718                                      | 8,568     | 11,416    | 14,647    | 29,795    | 18,666    | 6,180     | 5,885     | 7,897     | 7,515     | 8,892     | 12,358    | 137,537   |
| Shipments - Livraisons   | 1979   | 7,616                                      | 8,178     | 15,392    | 19,393    | 40,249    | 19,337    | 7,023     | 5,635     | 8,137     | 7,971     | 14,536    | 15,916    | 169,383   |
|  | 1980   | 12,221                                     | 13,615    | 11,787    | 17,120    | 46,375    | 19,671    | 12,893    | 6,483     | 9,744     | 11,560    | 10,204    | 16,582    | 188,255   |
|  | 1981   | 11,697                                     | 12,276    | 13,059    | 21,174    | 39,376    | 22,427    | 11,564    | 6,906     | 8,073     | 10,724    | 11,013    | 14,684    | 182,973   |
| D 314727   | 19 372 | 11,628                                     | 12,282    | 11,010    | 16,966    | 46,010    | 19,775    | 10,978    | 8,406     | 9,085     | 10,277    | 9,121     | ...       |           |
| Inventory owned - Total - Des stocks possédés  | 1978   | 35,803                                     | 36,925    | 39,368    | 37,530    | 27,575    | 27,110    | 24,132    | 24,049    | 26,670    | 32,030    | 36,414    | 37,634    | ...       |
|  | 1979   | 62,709                                     | 66,003    | 59,064    | 57,225    | 35,860    | 31,758    | 34,565    | 40,002    | 42,202    | 53,461    | 62,365    | 55,318    | ...       |
|  | 1980   | 65,765                                     | 73,320    | 79,623    | 77,197    | 59,475    | 48,727    | 54,796    | 55,536    | 57,489    | 59,102    | 58,304    | 64,154    | ...       |
|  | 1981   | 63,108                                     | 66,871    | 65,237    | 62,430    | 52,017    | 43,020    | 41,976    | 39,355    | 36,823    | 35,513    | 38,374    | 48,111    | ...       |
| D 314823   | 19 372 | 50,232                                     | 51,874    | 52,879    | 52,315    | 38,094    | 34,325    | 34,416    | 35,411    | 36,983    | 38,223    | 38,337    | ...       |           |
| Manufacturers of plastics and synthetic resins - Fabricants de matières plastiques et de résines synthétiques: | 1978   | 55,816                                     | 61,443    | 68,029    | 64,390    | 69,459    | 72,931    | 58,740    | 65,619    | 73,028    | 72,051    | 68,443    | 70,027    | 799,976   |
| Shipments - Livraisons   | 1979   | 77,498                                     | 86,619    | 101,354   | 93,549    | 96,045    | 103,411   | 94,745    | 102,622   | 109,630   | 106,129   | 99,390    | 102,489   | 1,173,481 |
|  | 1980   | 108,958                                    | 119,906   | 138,923   | 121,627   | 111,780   | 108,463   | 98,269    | 100,783   | 115,566   | 117,519   | 108,950   | 121,731   | 1,372,475 |
|  | 1981   | 104,205                                    | 119,489   | 136,694   | 136,039   | 141,454   | 158,573   | 121,187   | 121,409   | 138,226   | 120,246   | 109,685   | 113,509   | 1,520,716 |
| D 314728   | 19 373 | 101,573                                    | 104,626   | 124,014   | 109,161   | 117,945   | 119,549   | 99,904    | 105,913   | 118,683   | 103,945   | 96,708    | ...       |           |
| Inventory owned - Total - Des stocks possédés  | 1978   | 88,339                                     | 89,003    | 96,317    | 99,113    | 100,806   | 96,081    | 105,633   | 106,947   | 105,038   | 104,557   | 103,771   | 112,473   | ...       |
|  | 1979   | 128,806                                    | 123,447   | 114,636   | 114,525   | 117,195   | 118,222   | 124,097   | 125,844   | 129,774   | 142,245   | 145,761   | 156,918   | ...       |
|  | 1980   | 160,724                                    | 169,104   | 166,016   | 175,589   | 187,779   | 187,281   | 188,384   | 180,332   | 170,551   | 165,915   | 164,863   | 184,086   | ...       |
|  | 1981   | 209,480                                    | 215,713   | 221,891   | 223,967   | 219,087   | 208,922   | 222,146   | 217,809   | 208,167   | 209,798   | 210,478   | 214,993   | ...       |
| D 314824   | 19 373 | 212,605                                    | 215,088   | 232,278   | 208,459   | 204,928   | 200,491   | 199,144   | 194,436   | 184,409   | 180,904   | 174,281   | ...       |           |
| Manufacturers of pharmaceuticals and medicines - Fabricants de produits pharmaceutiques et de médicaments:     | 1978   | 69,651                                     | 72,477    | 73,818    | 71,736    | 72,820    | 73,292    | 72,405    | 80,540    | 82,767    | 84,172    | 86,397    | 70,402    | 910,477   |
| Shipments - Livraisons   | 1979   | 80,260                                     | 76,016    | 83,819    | 81,325    | 87,100    | 89,317    | 79,472    | 90,450    | 90,267    | 95,379    | 94,392    | 82,406    | 1,030,203 |
|  | 1980   | 95,710                                     | 92,963    | 94,297    | 86,319    | 87,372    | 98,369    | 89,580    | 90,372    | 104,283   | 102,122   | 97,894    | 104,999   | 1,144,280 |
|  | 1981   | 98,174                                     | 106,654   | 103,396   | 95,420    | 101,431   | 120,845   | 100,582   | 108,438   | 124,068   | 118,421   | 118,290   | 109,363   | 1,305,082 |
| D 314729   | 19 374 | 116,060                                    | 110,408   | 125,461   | 116,490   | 121,036   | 144,947   | 113,174   | 140,714   | 150,549   | 139,513   | 145,692   | ...       |           |
| Inventory owned - Total - Des stocks possédés  | 1978   | 208,720                                    | 207,970   | 217,115   | 223,383   | 221,154   | 223,644   | 229,986   | 224,028   | 223,699   | 222,023   | 226,859   | 237,724   | ...       |
|  | 1979   | 247,044                                    | 247,826   | 255,532   | 257,962   | 254,024   | 251,975   | 253,307   | 252,951   | 250,995   | 251,840   | 256,223   | 260,036   | ...       |
|  | 1980   | 268,624                                    | 274,708   | 277,973   | 296,030   | 302,706   | 297,519   | 298,216   | 301,291   | 295,338   | 296,064   | 305,243   | 317,145   | ...       |
|  | 1981   | 335,822                                    | 339,498   | 348,708   | 350,412   | 348,197   | 341,947   | 344,155   | 342,693   | 338,476   | 342,302   | 355,558   | 370,444   | ...       |
| D 314825   | 19 374 | 383,711                                    | 393,049   | 404,822   | 409,868   | 410,841   | 411,841   | 404,609   | 392,879   | 381,787   | 370,813   | 359,578   | ...       |           |
| Raw materials - Matières premières   | 1978   | 85,271                                     | 79,396    | 85,106    | 87,788    | 82,630    | 86,219    | 87,668    | 87,346    | 88,110    | 88,137    | 83,340    | 90,652    | ...       |
|  | 1979   | 100,127                                    | 101,085   | 100,460   | 98,677    | 92,612    | 91,274    | 94,843    | 90,202    | 92,227    | 94,854    | 93,315    | 97,540    | ...       |
|  | 1980   | 103,936                                    | 105,915   | 101,928   | 113,165   | 109,916   | 105,494   | 107,768   | 113,345   | 108,857   | 103,214   | 112,972   | 129,592   | ...       |
|  | 1981   | 128,883                                    | 129,189   | 125,426   | 126,826   | 125,572   | 123,350   | 129,149   | 131,841   | 129,407   | 132,385   | 141,137   | 151,688   | ...       |
| D 314783   | 19 374 | 158,047                                    | 154,667   | 155,585   | 147,847   | 142,113   | 141,758   | 140,214   | 138,192   | 136,185   | 129,366   | 119,936   | ...       |           |
| Goods in process - Produits en cours   | 1978   | 48,732                                     | 51,201    | 52,272    | 54,911    | 53,433    | 54,601    | 57,730    | 56,253    | 56,149    | 55,762    | 57,761    | 58,137    | ...       |
|  | 1979   | 56,940                                     | 55,944    | 57,903    | 58,097    | 62,504    | 61,223    | 58,393    | 57,326    | 57,318    | 57,055    | 59,294    | 58,734    | ...       |
|  | 1980   | 61,281                                     | 60,541    | 64,322    | 66,309    | 65,772    | 67,020    | 62,701    | 64,291    | 65,245    | 65,504    | 65,343    | 63,332    | ...       |
|  | 1981   | 70,134                                     | 68,608    | 74,437    | 74,166    | 71,630    | 70,103    | 66,805    | 66,739    | 72,877    | 72,633    | 72,735    | 75,431    | ...       |
| D 314797   | 19 374 | 83,814                                     | 81,891    | 86,509    | 87,620    | 88,886    | 90,607    | 84,108    | 81,955    | 79,576    | 78,707    | 76,521    | ...       |           |
| Finished products - Produits finis   | 1978   | 74,717                                     | 77,373    | 79,737    | 80,684    | 85,091    | 82,824    | 84,588    | 80,429    | 79,440    | 78,124    | 85,758    | 88,935    | ...       |
|  | 1979   | 89,977                                     | 90,797    | 97,169    | 101,208   | 98,908    | 99,478    | 100,071   | 105,423   | 101,450   | 99,931    | 103,614   | 103,762   | ...       |
|  | 1980   | 103,407                                    | 108,252   | 111,723   | 116,556   | 127,018   | 125,005   | 127,747   | 123,655   | 121,136   | 127,346   | 126,928   | 124,221   | ...       |
|  | 1981   | 136,805                                    | 141,701   | 148,845   | 149,420   | 150,995   | 148,494   | 148,201   | 144,113   | 137,284   | 137,284   | 142,064   | 143,325   | ...       |
| D 314811   | 19 374 | 141,850                                    | 156,491   | 162,728   | 174,401   | 179,842   | 179,476   | 180,287   | 172,732   | 166,026   | 162,740   | 163,121   | ...       |           |
| Paint and varnish manufacturers - Fabricants de peintures et vernis:   | 1978   | 35,893                                     | 40,301    | 48,092    | 48,145    | 60,345    | 61,773    | 50,679    | 54,178    | 51,185    | 48,866    | 44,365    | 38,392    | 582,214   |
| Shipments - Livraisons   | 1979   | 41,111                                     | 44,480    | 56,999    | 58,784    | 64,932    | 67,976    | 59,673    | 58,102    | 55,830    | 56,116    | 45,936    | 37,524    | 647,463   |
|  | 1980   | 48,245                                     | 57,348    | 62,889    | 68,829    | 70,877    | 73,474    | 68,631    | 64,106    | 65,714    | 63,127    | 54,968    | 48,917    | 747,125   |
|  | 1981   | 51,902                                     | 58,675    | 74,044    | 76,715    | 79,764    | 91,399    | 80,728    | 68,288    | 69,512    | 62,315    | 54,826    | 47,262    | 815,430   |
| D 314730   | 19 375 | 44,841                                     | 54,463    | 66,978    | 71,195    | 79,299    | 90,936    | 69,241    | 67,605    | 69,638    | 56,792    | 51,687    | ...       |           |
| Inventory owned - Total - Des stocks possédés  | 1978   | 113,123                                    | 109,153   | 121,003   | 113,589   | 113,512   | 120,417   | 114,538   | 111,458   | 108,690   | 107,531   | 112,312   | 107,706   | ...       |
|  | 1979   | 121,890                                    | 130,088   | 129,565   | 123,599   | 124,649   | 126,707   | 127,505   | 126,773   | 124,420   | 125,129   | 127,706   | 132,655   | ...       |
|  | 1980   | 133,960                                    | 134,696   | 139,201   | 153,468   | 149,158   | 148,078   | 140,397   | 138,330   | 131,728   | 131,348   | 129,678   | 135,084   | ...       |
|  | 1981   | 144,242                                    | 147,573   | 153,514   | 155,638   | 153,128   | 150,014   | 149,820   | 143,217   | 145,523   | 143,491   | 141,018   | ...       |           |
| D 314826   | 19 375 | 145,863                                    | 160,642   | 1         |           |           |           |           |           |           |           |           |           |           |

TABLE 6. Estimated Value of Shipments, Orders and Inventories in Selected Individual Industries

TABLEAU 6. Valeur estimative des livraisons, commandes et stocks de certaines industries particulières

| SIC 1970   | CAE 1970 | Month - Mois  |              |               |                |            |             |                |              |         |         |         |         | Total     |
|--|----------|---------------|--------------|---------------|----------------|------------|-------------|----------------|--------------|---------|---------|---------|---------|-----------|
|  |          | Jan.<br>Janv. | Feb.<br>Fév. | March<br>Mars | April<br>Avril | May<br>Mai | June<br>Jun | July<br>Juill. | Aug.<br>Août | Sept.   | Oct.    | Nov.    | Dec.    |           |
| thousands of dollars - milliers de dollars   |          |               |              |               |                |            |             |                |              |         |         |         |         |           |
| Goods in process - Produits en cours   | 1978     | 3,979         | 4,182        | 4,311         | 4,659          | 4,402      | 4,459       | 4,514          | 4,626        | 4,596   | 4,572   | 4,954   | 5,206   | ...       |
|  | 1979     | 5,748         | 9,889        | 6,023         | 6,028          | 8,258      | 6,147       | 5,410          | 5,764        | 5,935   | 7,142   | 7,109   | 5,942   | ...       |
|  | 1980     | 6,461         | 6,195        | 5,850         | 7,358          | 7,266      | 7,209       | 7,089          | 7,006        | 7,084   | 6,974   | 6,476   | 6,956   | ...       |
|  | 1981     | 7,046         | 7,368        | 7,285         | 7,293          | 7,316      | 7,061       | 8,089          | 7,590        | 7,200   | 6,768   | 7,046   | 6,462   | ...       |
| D 314798   | 19 375   | 1982          | 6,870        | 6,966         | 7,666          | 7,667      | 7,529       | 7,528          | 7,741        | 7,382   | 7,459   | 8,984   | ...     |           |
| Finished products - Produits finis   | 1978     | 58,613        | 54,517       | 65,390        | 60,394         | 57,478     | 62,856      | 57,647         | 57,145       | 53,722  | 53,353  | 58,156  | 56,116  | ...       |
|  | 1979     | 63,325        | 66,943       | 68,342        | 61,514         | 61,203     | 61,318      | 62,573         | 61,758       | 59,429  | 58,988  | 60,827  | 64,905  | ...       |
|  | 1980     | 65,342        | 67,214       | 71,249        | 77,849         | 75,107     | 70,806      | 68,532         | 68,637       | 64,402  | 63,717  | 65,293  | 69,258  | ...       |
|  | 1981     | 71,372        | 73,418       | 76,517        | 79,862         | 79,607     | 78,176      | 74,898         | 73,897       | 69,606  | 71,246  | 74,268  | 75,391  | ...       |
| D 314812   | 19 375   | 1982          | 75,939       | 83,704        | 87,012         | 87,664     | 84,175      | 79,709         | 78,544       | 75,584  | 71,613  | 69,824  | 66,536  | ...       |
| Manufacturers of soap and cleaning compounds - Fabricants de savon et de produits de nettoyage | 1978     | 54,018        | 48,719       | 55,890        | 52,227         | 56,368     | 56,051      | 53,819         | 57,244       | 60,173  | 61,821  | 58,804  | 45,024  | 660,158   |
| Shipments - Livraisons   | 1979     | 70,420        | 62,367       | 65,734        | 60,615         | 67,367     | 62,262      | 62,273         | 63,112       | 67,839  | 70,532  | 67,819  | 56,439  | 776,779   |
| D 314731   | 19 376   | 1980          | 79,205       | 69,749        | 70,043         | 65,093     | 67,921      | 71,186         | 69,263       | 67,580  | 82,035  | 83,061  | 71,308  | 69,406    |
|  | 1981     | 82,757        | 67,969       | 83,619        | 84,200         | 85,527     | 86,508      | 82,844         | 81,928       | 92,277  | 91,525  | 86,200  | 74,923  | 1,000,277 |
|  | 1982     | 79,196        | 77,295       | 93,858        | 82,223         | 83,554     | 93,302      | 82,225         | 90,191       | 93,247  | 87,090  | 92,563  | ...     |           |
| Inventory owned - Total - Des stocks possédés  | 1978     | 94,191        | 97,386       | 103,893       | 104,779        | 106,345    | 111,617     | 103,990        | 94,866       | 103,499 | 105,433 | 111,710 | 119,799 | ...       |
|  | 1979     | 120,087       | 124,616      | 135,666       | 143,441        | 139,264    | 141,505     | 134,650        | 130,808      | 132,949 | 134,477 | 142,976 | 143,859 | ...       |
|  | 1980     | 139,218       | 145,151      | 150,230       | 155,839        | 158,495    | 158,073     | 140,566        | 125,004      | 118,470 | 119,347 | 125,534 | 132,942 | ...       |
| D 314827   | 19 376   | 1981          | 138,308      | 141,569       | 148,547        | 152,106    | 153,460     | 156,818        | 155,499      | 153,835 | 145,586 | 142,752 | 146,811 | 151,417   |
|  | 1982     | 152,755       | 146,559      | 154,534       | 154,371        | 153,137    | 151,969     | 146,735        | 139,823      | 137,695 | 135,372 | 132,809 | ...     |           |
| Raw materials - Matières premières   | 1978     | 30,852        | 31,626       | 36,346        | 34,619         | 35,380     | 35,739      | 36,534         | 36,641       | 36,873  | 38,666  | 37,660  | 37,718  | ...       |
|  | 1979     | 37,380        | 38,641       | 41,270        | 46,283         | 43,358     | 45,543      | 45,812         | 46,116       | 47,294  | 46,480  | 48,791  | 47,227  | ...       |
|  | 1980     | 49,031        | 48,806       | 51,184        | 53,240         | 53,366     | 50,998      | 51,956         | 55,001       | 50,005  | 51,091  | 52,897  | 53,218  | ...       |
| D 314785   | 19 376   | 1981          | 59,572       | 56,921        | 57,863         | 58,217     | 58,998      | 59,635         | 59,923       | 62,733  | 63,623  | 62,112  | 64,244  | 63,714    |
|  | 1982     | 64,964        | 60,805       | 66,249        | 66,076         | 65,603     | 60,736      | 61,926         | 61,160       | 60,905  | 60,083  | 59,784  | ...     |           |
| Goods in process - Produits en cours   | 1978     | 5,701         | 6,384        | 6,870         | 7,266          | 8,151      | 9,021       | 9,197          | 9,255        | 9,709   | 10,290  | 12,242  | 13,874  | ...       |
|  | 1979     | 12,898        | 12,909       | 12,717        | 14,369         | 13,750     | 14,455      | 13,799         | 13,365       | 14,951  | 15,705  | 16,510  | 15,774  | ...       |
|  | 1980     | 15,837        | 17,061       | 16,546        | 16,224         | 16,588     | 16,543      | 11,329         | 6,273        | 6,951   | 7,323   | 7,863   | 7,977   | ...       |
| D 314799   | 19 376   | 1981          | 8,289        | 8,146         | 7,987          | 8,803      | 8,350       | 8,359          | 7,482        | 7,195   | 8,397   | 8,061   | 8,190   | 8,074     |
|  | 1982     | 7,955         | 8,400        | 8,484         | 8,386          | 8,553      | 8,276       | 8,604          | 8,812        | 10,153  | 7,975   | 8,284   | ...     |           |
| Finished products - Produits finis   | 1978     | 57,638        | 59,376       | 60,677        | 62,894         | 62,814     | 66,857      | 58,259         | 48,970       | 56,917  | 56,477  | 61,808  | 69,003  | ...       |
|  | 1979     | 69,809        | 73,066       | 81,679        | 82,789         | 82,156     | 81,507      | 75,039         | 71,327       | 70,714  | 72,292  | 77,675  | 80,908  | ...       |
|  | 1980     | 74,350        | 79,284       | 82,500        | 86,375         | 88,541     | 90,532      | 77,281         | 63,730       | 61,504  | 60,933  | 64,774  | 71,752  | ...       |
| D 314813   | 19 376   | 1981          | 70,447       | 76,502        | 82,697         | 85,086     | 86,112      | 88,824         | 88,094       | 83,907  | 73,566  | 72,089  | 74,377  | 78,429    |
|  | 1982     | 79,836        | 77,354       | 79,801        | 79,909         | 78,981     | 82,957      | 76,205         | 69,851       | 66,637  | 67,314  | 64,741  | ...     |           |
| Manufacturers of toilet preparations - Fabricant de produits de toilette                       | 1978     | 20,647        | 25,430       | 29,235        | 27,571         | 25,161     | 28,611      | 22,594         | 30,992       | 47,245  | 43,509  | 35,969  | 28,508  | 365,472   |
| Shipments - Livraisons   | 1979     | 28,355        | 30,642       | 34,324        | 31,639         | 32,996     | 32,938      | 28,644         | 37,876       | 48,825  | 45,872  | 37,664  | 28,750  | 418,475   |
| D 314732   | 19 377   | 1980          | 33,691       | 38,667        | 41,208         | 36,695     | 38,059      | 39,688         | 36,210       | 42,347  | 58,173  | 56,005  | 43,340  | 503,902   |
|  | 1981     | 37,985        | 42,538       | 49,781        | 44,044         | 42,984     | 43,899      | 38,995         | 49,260       | 74,513  | 57,181  | 47,257  | 42,311  | 570,748   |
|  | 1982     | 35,453        | 44,363       | 52,355        | 45,238         | 44,166     | 48,843      | 38,747         | 53,733       | 74,710  | 57,776  | 58,905  | ...     |           |
| Inventory owned - Total - Des stocks possédés  | 1978     | 82,005        | 83,450       | 84,461        | 88,888         | 91,851     | 93,770      | 99,609         | 100,250      | 96,851  | 93,594  | 94,550  | 95,581  | ...       |
|  | 1979     | 103,476       | 103,278      | 105,488       | 105,059        | 108,443    | 111,338     | 112,349        | 111,426      | 106,651 | 102,831 | 103,071 | 105,014 | ...       |
|  | 1980     | 109,825       | 112,128      | 114,063       | 110,229        | 117,261    | 119,044     | 118,432        | 117,609      | 108,421 | 111,392 | 110,499 | 111,195 | ...       |
| D 314828   | 19 377   | 1981          | 114,958      | 119,958       | 124,950        | 125,472    | 127,764     | 128,350        | 131,984      | 128,248 | 120,010 | 120,522 | 117,741 | 117,645   |
|  | 1982     | 123,081       | 129,362      | 130,938       | 133,630        | 134,887    | 135,012     | 137,540        | 136,306      | 130,300 | 125,275 | 126,933 | ...     |           |
| Raw materials - Matières premières   | 1978     | 47,396        | 47,771       | 47,923        | 50,853         | 52,273     | 54,137      | 57,526         | 57,163       | 56,698  | 54,882  | 55,129  | 54,131  | ...       |
|  | 1979     | 57,358        | 58,434       | 59,386        | 58,802         | 62,647     | 61,254      | 64,970         | 65,974       | 65,176  | 63,144  | 62,823  | 62,717  | ...       |
|  | 1980     | 64,630        | 65,463       | 66,862        | 64,164         | 69,724     | 70,529      | 71,365         | 71,151       | 62,493  | 65,714  | 65,350  | 63,131  | ...       |
| D 314786   | 19 377   | 1981          | 62,855       | 63,444        | 67,142         | 69,372     | 67,727      | 67,461         | 71,813       | 68,876  | 65,705  | 63,888  | 62,261  | 61,137    |
|  | 1982     | 62,672        | 66,950       | 68,682        | 69,559         | 70,392     | 71,660      | 72,932         | 70,563       | 69,274  | 65,163  | 63,413  | ...     |           |
| Goods in process - Produits en cours   | 1978     | 2,973         | 2,986        | 3,396         | 3,846          | 4,286      | 4,850       | 4,146          | 4,096        | 4,295   | 4,296   | 4,702   | 4,307   | ...       |
|  | 1979     | 5,695         | 5,577        | 5,351         | 5,152          | 5,901      | 6,893       | 6,247          | 6,347        | 5,709   | 5,187   | 5,552   | 5,511   | ...       |
|  | 1980     | 4,953         | 5,952        | 6,303         | 6,426          | 7,159      | 7,569       | 7,156          | 7,109        | 5,767   | 5,136   | 6,245   | 5,526   | ...       |
| D 314800   | 19 377   | 1981          | 6,519        | 6,584         | 6,799          | 6,972      | 7,715       | 9,323          | 9,033        | 8,509   | 7,327   | 6,934   | 8,479   | 7,575     |
|  | 1982     | 7,674         | 8,486        | 8,689         | 9,177          | 9,687      | 10,356      | 9,352          | 9,521        | 8,009   | 7,855   | 8,496   | ...     |           |
| Finished products - Produits finis   | 1978     | 31,636        | 32,693       | 33,142        | 34,189         | 35,292     | 34,783      | 37,937         | 38,991       | 35,858  | 34,416  | 34,719  | 37,143  | ...       |
|  | 1979     | 40,423        | 39,267       | 40,751        | 41,105         | 39,895     | 43,191      | 41,132         | 39,105       | 35,766  | 34,500  | 34,696  | 36,786  | ...       |
|  | 1980     | 40,242        | 40,713       | 40,838        | 39,639         | 40,378     | 40,946      | 39,911         | 39,349       | 40,161  | 40,542  | 38,904  | 42,538  | ...       |
| D 314814   | 19 377   | 1981          | 45,584       | 49,930        | 51,009         | 49,128     | 52,322      | 51,566         | 51,138       | 50,863  | 46,978  | 49,700  | 47,001  | 48,933    |
|  | 1982     | 52,735        | 53,926       | 53,567        | 54,894         | 54,808     | 52,996      | 55,256         | 56,222       | 53,017  | 52,257  | 55,024  | ...     |           |
| Manufacturers of pigments and dry colours - Fabricants de pigments et de colorants sec         | 1978     | 10,534        | 10,893       | 13,029        | 13,304         | 15,005     | 15,738      | 11,599         | 14,010       | 19,069  | 12,146  | 13,114  | 10,973  | 159,414   |
| Shipments - Livraisons   | 1979     | 16,716        | 17,038       | 21,615        | 17,184         | 17,139     | 18,184      | 16,162         | 16,944       | 19,827  | 17,119  | 17,150  | 16,958  | 212,036   |
| D 314734   | 19 3781  | 1980          | 17,201       | 17,348        | 20,003         | 24,072     | 18,273      | 16,491         | 13,198       | 15,189  | 17,166  | 18,548  | 18,262  | 24,223    |
|  | 1981     | 20,343        | 18,495       | 23,385        | 23,456         | 22,333     | 23,593      | 23,324         | 22,118       | 20,991  | 24,598  | 21,093  | 15,754  | 220,538   |
|  | 1982     | 24,705        | 24,917       | 23,827        | 24,150         | 21,608     | 22,321      | 20,852         | 21,510       | 22,044  | 21,929  | 22,720  | 25,948  |           |
| Inventory owned - Total - Des stocks possédés  | 1978     | 31,926        | 33,439       | 33,910        | 33,338         | 32,747     | 30,130      | 30,697         | 29,713       | 26,602  | 28,001  | 28,652  | 31,778  | ...       |
|  | 1979     | 34,016        | 34,014       | 31,542        | 31,370         | 31,324     | 30,029      | 29,154         | 28,104       | 25,323  | 27,646  | 31,820  | 34,525  | ...       |
|  | 1980     | 36,444        | 37,756       | 37,686        | 35,069         | 34,954     | 36,072      | 38,954         | 37,711       | 40,285  | 41,955  | 43,780  | 42,771  | ...       |
| D 314830   | 19 3781  | 1981          | 39,749       | 41,57         |                |            |             |                |              |         |         |         |         |           |

TABLE 6. Estimated Value of Shipments, Orders and Inventories in Selected Individual Industries

TABLEAU 6. Valeur estimative des livraisons, commandes et stocks de certaines industries particulières

| 1970  |         | Month - Mois |         |         |         |         |         |         |         |         |         |         |         | Total     |
|---|---------|--------------|---------|---------|---------|---------|---------|---------|---------|---------|---------|---------|---------|-----------|
|   |         | Jan.         | Feb.    | March   | April   | May     | June    | July    | Aug.    | Sept.   | Oct.    | Nov.    | Dec.    |           |
| 1970  |         | Janv.        | Fév.    | Mars    | Avril   | Mai     | Juin    | Juill.  | Août    | Sept.   | Oct.    | Nov.    | Dec.    | Total     |
| thousands of dollars - milliers de dollars  |         |              |         |         |         |         |         |         |         |         |         |         |         |           |
| Raw materials - Matières premières  | 1978    | 12 888       | 13 217  | 13 252  | 13 414  | 13 696  | 12 307  | 12 881  | 12 374  | 13 047  | 13 288  | 13 076  | 13 568  | 135 668   |
|   | 1979    | 15 320       | 16 245  | 17 318  | 17 915  | 17 287  | 16 456  | 15 006  | 14 395  | 13 581  | 14 596  | 17 232  | 17 508  | 163 508   |
|   | 1980    | 17 450       | 18 148  | 18 192  | 18 159  | 18 064  | 18 338  | 18 185  | 17 860  | 17 509  | 18 149  | 18 887  | 20 191  | 163 508   |
|   | 1981    | 17 818       | 19 070  | 19 725  | 17 535  | 17 899  | 17 175  | 18 678  | 20 856  | 20 973  | 20 278  | 22 548  | 24 503  | 163 508   |
| D 314788  | 19 3781 | 25 189       | 27 708  | 31 731  | 31 808  | 29 794  | 26 556  | 27 692  | 26 181  | 22 591  | 23 149  | 21 586  |         | 163 508   |
| Goods in process - Produits en cours  | 1978    | 1 952        | 2 118   | 1 813   | 2 152   | 2 180   | 2 163   | 2 033   | 2 289   | 2 137   | 2 239   | 2 072   | 1 842   | 16 342    |
|   | 1979    | 1 883        | 2 124   | 2 130   | 2 003   | 2 139   | 2 041   | 2 112   | 1 824   | 2 011   | 2 162   | 2 086   | 2 091   | 16 342    |
|   | 1980    | 2 435        | 2 622   | 2 683   | 2 550   | 2 717   | 2 842   | 2 932   | 2 751   | 2 617   | 2 602   | 2 667   | 2 196   | 16 342    |
|   | 1981    | 2 394        | 2 566   | 2 372   | 2 365   | 2 629   | 2 770   | 2 529   | 2 929   | 2 507   | 2 387   | 2 409   | 2 553   | 16 342    |
| D 314802  | 19 3781 | 2 647        | 2 704   | 3 082   | 2 998   | 2 768   | 2 646   | 2 577   | 2 681   | 2 523   | 3 153   | 3 457   |         | 16 342    |
| Finished products - Produits finis  | 1978    | 17 086       | 18 104  | 18 745  | 17 572  | 16 871  | 15 660  | 15 783  | 15 050  | 11 418  | 12 474  | 13 504  | 16 368  | 135 668   |
|   | 1979    | 16 813       | 15 645  | 12 094  | 11 452  | 11 898  | 11 532  | 12 036  | 11 885  | 9 731   | 10 888  | 12 502  | 14 926  | 135 668   |
|   | 1980    | 16 559       | 16 986  | 16 811  | 14 360  | 14 173  | 14 892  | 17 837  | 17 100  | 20 159  | 21 204  | 22 226  | 19 889  | 135 668   |
|   | 1981    | 19 537       | 19 941  | 19 661  | 18 923  | 19 804  | 19 179  | 18 453  | 16 071  | 18 512  | 22 140  | 23 257  | 30 085  | 135 668   |
| D 314816  | 19 3781 | 29 264       | 26 653  | 27 280  | 26 793  | 29 148  | 29 356  | 30 633  | 28 480  | 28 700  | 26 912  | 26 311  |         | 135 668   |
| Manufacturers of industrial chemicals (inorganic), n.e.s. - Fabricants de produits chimiques (inorganiques) industriels, n.c.a. | 1978    | 97 448       | 102 929 | 127 671 | 126 941 | 163 485 | 116 340 | 100 051 | 102 390 | 105 976 | 121 134 | 111 963 | 129 538 | 1 405 866 |
|   | 1979    | 126 332      | 109 830 | 136 182 | 132 841 | 161 057 | 132 681 | 125 748 | 126 837 | 124 394 | 146 279 | 159 428 | 148 677 | 1 630 286 |
|   | 1980    | 143 979      | 152 131 | 143 743 | 171 527 | 176 341 | 154 795 | 127 951 | 142 255 | 147 051 | 159 559 | 153 193 | 183 227 | 1 855 742 |
| Shipments - Livraisons  | 1981    | 161 088      | 139 104 | 167 332 | 196 294 | 198 503 | 174 264 | 151 331 | 153 517 | 169 170 | 192 188 | 189 836 | 202 377 | 2 095 004 |
| D 314735  | 19 3782 | 172 037      | 161 796 | 188 415 | 192 049 | 272 538 | 186 699 | 159 148 | 146 270 | 171 184 | 182 632 | 158 489 |         | 2 095 004 |
| Inventory owned - Total - Des stocks possédés   | 1978    | 202 581      | 202 818 | 199 699 | 189 626 | 154 748 | 161 157 | 174 812 | 174 176 | 186 751 | 193 489 | 197 878 | 202 799 | 1 405 866 |
|   | 1979    | 204 789      | 203 424 | 214 861 | 209 789 | 204 398 | 187 802 | 197 426 | 227 522 | 237 451 | 231 988 | 226 765 | 241 633 | 1 630 286 |
|   | 1980    | 242 784      | 254 364 | 278 809 | 258 589 | 271 877 | 277 147 | 290 820 | 311 145 | 317 209 | 329 626 | 326 382 | 330 647 | 1 855 742 |
|   | 1981    | 332 464      | 355 509 | 356 095 | 348 781 | 351 170 | 344 510 | 377 694 | 411 210 | 431 769 | 420 015 | 425 571 | 447 368 | 2 095 004 |
| D 314831  | 19 3782 | 440 739      | 452 222 | 459 234 | 448 224 | 411 760 | 413 565 | 432 998 | 426 305 | 434 949 | 418 766 | 402 237 |         | 2 095 004 |
| Raw materials - Matières premières  | 1978    | 77 850       | 71 851  | 77 931  | 70 712  | 67 188  | 76 003  | 82 776  | 83 543  | 89 601  | 91 023  | 97 948  | 98 741  | 1 405 866 |
|   | 1979    | 106 009      | 97 321  | 105 368 | 103 875 | 101 742 | 101 068 | 99 147  | 109 739 | 108 670 | 111 105 | 113 329 | 122 440 | 1 630 286 |
|   | 1980    | 116 113      | 112 434 | 118 004 | 110 682 | 117 289 | 131 674 | 135 874 | 143 857 | 154 634 | 160 042 | 165 049 | 170 693 | 1 855 742 |
|   | 1981    | 160 885      | 166 271 | 158 355 | 158 288 | 159 097 | 168 020 | 184 508 | 189 985 | 196 880 | 186 771 | 188 747 | 196 446 | 2 095 004 |
| D 314789  | 19 3782 | 201 791      | 187 514 | 179 173 | 173 220 | 175 641 | 190 736 | 197 245 | 188 854 | 190 559 | 185 901 | 182 042 |         | 2 095 004 |
| Goods in process - Produits en cours  | 1978    | 22 910       | 24 292  | 25 947  | 23 013  | 21 404  | 18 908  | 19 419  | 19 827  | 23 981  | 24 424  | 24 741  | 24 826  | 135 668   |
|   | 1979    | 22 036       | 20 252  | 22 876  | 23 303  | 21 080  | 19 727  | 22 804  | 23 344  | 26 496  | 24 574  | 22 486  | 21 062  | 135 668   |
|   | 1980    | 20 463       | 23 743  | 26 328  | 24 847  | 25 351  | 25 930  | 25 503  | 26 295  | 27 243  | 27 348  | 26 582  | 26 541  | 135 668   |
|   | 1981    | 29 515       | 32 019  | 38 365  | 37 664  | 39 296  | 39 711  | 43 268  | 45 804  | 53 415  | 49 158  | 53 577  | 57 327  | 135 668   |
| D 314803  | 19 3782 | 60 834       | 62 956  | 54 737  | 52 174  | 49 999  | 61 911  | 70 999  | 64 770  | 65 070  | 52 676  | 44 489  |         | 135 668   |
| Finished products - Produits finis  | 1978    | 101 821      | 106 675 | 95 821  | 95 901  | 66 156  | 66 246  | 72 617  | 70 806  | 73 169  | 78 042  | 75 189  | 79 232  | 1 405 866 |
|   | 1979    | 76 744       | 85 851  | 86 617  | 82 611  | 81 576  | 67 007  | 75 475  | 94 439  | 102 285 | 96 309  | 90 950  | 98 131  | 1 630 286 |
|   | 1980    | 106 208      | 118 187 | 134 477 | 123 060 | 129 237 | 119 543 | 129 443 | 140 993 | 135 332 | 142 236 | 134 751 | 133 413 | 1 855 742 |
|   | 1981    | 142 064      | 157 219 | 159 375 | 152 829 | 152 777 | 136 779 | 149 918 | 175 421 | 181 474 | 184 086 | 183 247 | 193 595 | 2 095 004 |
| D 314817  | 19 3782 | 178 114      | 201 752 | 225 324 | 222 830 | 186 120 | 160 918 | 164 754 | 172 681 | 179 320 | 180 189 | 175 706 |         | 2 095 004 |
| Manufacturers of industrial chemicals (organic), n.e.s. - Fabricants de produits chimiques (organiques) industriels, n.c.a.     | 1978    | 100 927      | 103 217 | 118 513 | 121 573 | 136 794 | 132 189 | 101 141 | 123 295 | 119 595 | 128 566 | 128 962 | 129 952 | 1 444 724 |
|   | 1979    | 178 594      | 141 463 | 172 442 | 160 292 | 178 650 | 201 698 | 157 812 | 183 089 | 168 534 | 192 097 | 202 188 | 198 003 | 2 134 862 |
|   | 1980    | 219 083      | 216 745 | 231 290 | 221 803 | 238 623 | 198 538 | 182 437 | 190 171 | 243 268 | 232 998 | 232 032 | 237 666 | 2 635 654 |
| Shipments - Livraisons  | 1981    | 229 771      | 240 834 | 272 709 | 279 957 | 273 955 | 260 524 | 254 077 | 237 005 | 268 901 | 244 898 | 232 337 | 221 577 | 3 016 545 |
| D 314736  | 19 3783 | 204 710      | 212 936 | 239 032 | 237 450 | 236 278 | 283 368 | 198 071 | 225 609 | 211 218 | 215 752 | 224 998 |         | 3 016 545 |
| Inventory owned - Total - Des stocks possédés   | 1978    | 260 868      | 266 266 | 264 604 | 248 404 | 240 025 | 232 270 | 238 427 | 223 984 | 208 094 | 196 778 | 194 724 | 202 701 | 1 405 866 |
|   | 1979    | 201 215      | 206 654 | 204 937 | 210 884 | 212 585 | 218 705 | 233 388 | 241 638 | 270 600 | 281 462 | 286 579 | 330 940 | 1 630 286 |
|   | 1980    | 335 317      | 351 886 | 337 796 | 365 692 | 379 585 | 398 630 | 422 161 | 446 425 | 408 157 | 410 652 | 408 804 | 432 250 | 1 855 742 |
|   | 1981    | 454 349      | 459 169 | 467 618 | 469 831 | 456 117 | 447 831 | 468 501 | 482 470 | 469 059 | 488 775 | 509 143 | 514 315 | 2 095 004 |
| D 314832  | 19 3783 | 561 488      | 543 577 | 560 792 | 536 684 | 532 250 | 483 031 | 502 668 | 491 980 | 498 842 | 491 865 | 497 544 |         | 2 095 004 |
| Raw materials - Matières premières  | 1978    | 136 362      | 134 270 | 131 471 | 123 759 | 120 428 | 121 243 | 119 340 | 115 565 | 104 112 | 94 639  | 90 967  | 94 207  | 1 405 866 |
|   | 1979    | 93 830       | 95 268  | 93 412  | 100 008 | 104 702 | 113 064 | 116 373 | 126 507 | 138 125 | 135 458 | 139 793 | 167 319 | 1 630 286 |
|   | 1980    | 157 379      | 170 392 | 165 215 | 182 370 | 190 093 | 204 755 | 209 767 | 216 522 | 205 006 | 207 448 | 205 185 | 218 767 | 1 855 742 |
|   | 1981    | 228 234      | 226 309 | 210 672 | 223 218 | 219 352 | 213 141 | 222 058 | 230 095 | 230 569 | 233 743 | 248 831 | 246 755 | 2 095 004 |
| D 314790  | 19 3783 | 281 536      | 262 058 | 253 966 | 236 122 | 239 874 | 218 416 | 232 245 | 222 062 | 224 541 | 222 257 | 231 554 |         | 2 095 004 |
| Goods in process - Produits en cours  | 1978    | 10 695       | 12 137  | 12 134  | 10 577  | 9 293   | 10 369  | 10 334  | 10 790  | 10 290  | 9 674   | 10 159  | 10 449  | 135 668   |
|   | 1979    | 11 191       | 11 180  | 10 875  | 10 234  | 10 274  | 9 969   | 11 160  | 11 482  | 14 339  | 14 258  | 11 853  | 13 450  | 135 668   |
|   | 1980    | 13 155       | 12 680  | 13 176  | 11 570  | 12 530  | 12 339  | 11 365  | 13 104  | 12 387  | 14 903  | 13 548  | 15 141  | 135 668   |
|   | 1981    | 17 733       | 19 296  | 20 333  | 19 353  | 16 190  | 16 062  | 17 703  | 17 234  | 17 092  | 17 816  | 17 021  | 18 663  | 135 668   |
| D 314804  | 19 3783 | 18 886       | 19 200  | 18 747  | 19 663  | 14 168  | 15 833  | 18 229  | 18 823  | 17 999  | 16 231  | 17 777  |         | 135 668   |
| Finished Products - Produits finis  | 1978    | 113 811      | 119 859 | 120 999 | 114 068 | 110 304 | 100 658 | 108 753 | 97 629  | 93 692  | 92 465  | 93 598  | 98 045  | 1 405 866 |
|   | 1979    | 96 194       | 100 206 | 100 650 | 100 642 | 102 609 | 95 672  | 105 855 | 103 649 | 118 136 | 131 746 | 134 933 | 150 171 | 1 630 286 |
|   | 1980    | 164 783      | 168 814 | 159 405 | 171 752 | 176 962 | 181 536 | 201 029 | 216 799 | 190 764 | 188 301 | 190 071 | 198 342 | 1 855 742 |
|   | 1981    | 208 382      | 213 5   |         |         |         |         |         |         |         |         |         |         |           |



TABLE 6. Estimated Value of Shipments, Orders and Inventories in Selected Individual Industries


TABLEAU 6. Valeur estimative des livraisons, commandes et stocks de certaines industries particulières

| SIC 1970<br>CAE 1970   | Month - Mois |             |               |                |            |              |                |              |         |         |         |              | Total   |           |
|--|--------------|-------------|---------------|----------------|------------|--------------|----------------|--------------|---------|---------|---------|--------------|---------|-----------|
|  | Jan<br>Janv. | Feb<br>Fev. | March<br>Mars | April<br>Avril | May<br>Mai | June<br>Juin | July<br>Juill. | Aug.<br>Août | Sept.   | Oct.    | Nov.    | Dec.<br>Dec. |         |           |
| thousand: of dollars - milliers de dollars   |              |             |               |                |            |              |                |              |         |         |         |              |         |           |
| Inventory owned - Total - Des stocks possédés  | 1978         | 16 361      | 17 057        | 17 100         | 16 709     | 16 224       | 17 785         | 17 746       | 17 762  | 17 669  | 18 320  | 17 806       | 19 403  | ...       |
|  | 1979         | 19 077      | 18 928        | 19 964         | 21 006     | 22 066       | 22 483         | 22 288       | 22 029  | 21 665  | 21 173  | 22 728       | 22 287  | ...       |
|  | 1980         | 23 710      | 24 004        | 23 691         | 24 035     | 24 974       | 24 667         | 25 456       | 25 070  | 23 325  | 23 549  | 25 832       | 25 977  | ...       |
|  | 1981         | 27 774      | 26 820        | 27 622         | 27 222     | 28 305       | 29 002         | 27 977       | 28 538  | 27 903  | 27 728  | 31 263       | 30 924  | ...       |
| D 314834   | 19 3791      | 1982        | 31 502        | 30 216         | 29 151     | 29 341       | 30 564         | 30 543       | 31 674  | 31 216  | 30 001  | 29 864       | 30 637  | ...       |
| Miscellaneous chemical industries, n.e.s. - Fabricants de produits chimiques divers, n.c.a.              | 1978         | 67 775      | 76 683        | 89 876         | 96 282     | 101 060      | 100 351        | 77 821       | 84 296  | 82 372  | 86 916  | 88 034       | 75 981  | 1 027 447 |
|  | 1979         | 85 089      | 85 639        | 107 298        | 111 262    | 119 360      | 108 416        | 98 166       | 102 196 | 98 975  | 106 666 | 101 956      | 87 008  | 1 212 031 |
|  | 1980         | 103 012     | 112 461       | 136 286        | 158 082    | 147 772      | 130 324        | 119 795      | 112 804 | 123 482 | 126 995 | 115 000      | 122 174 | 1 508 187 |
| Shipments - Livraisons   | 1981         | 124 954     | 135 562       | 174 066        | 172 608    | 161 439      | 163 156        | 142 937      | 132 746 | 137 451 | 149 267 | 137 982      | 124 239 | 1 756 407 |
| D 314739   | 19 3799      | 1982        | 127 751       | 145 543        | 167 349    | 161 670      | 162 378        | 164 063      | 119 909 | 127 034 | 132 583 | 130 095      | 142 181 | ...       |
| Inventory owned - Total - Des stocks possédés  | 1978         | 150 849     | 157 775       | 163 431        | 167 876    | 161 331      | 150 549        | 147 107      | 148 532 | 151 902 | 153 320 | 158 232      | 168 585 | ...       |
|  | 1979         | 184 866     | 197 617       | 196 751        | 196 261    | 198 893      | 194 549        | 190 650      | 192 812 | 194 898 | 200 259 | 211 609      | 220 513 | ...       |
|  | 1980         | 233 501     | 250 777       | 263 644        | 255 684    | 245 031      | 243 363        | 248 162      | 249 014 | 241 978 | 245 480 | 242 705      | 273 015 | ...       |
|  | 1981         | 271 268     | 278 691       | 265 303        | 271 898    | 262 379      | 262 897        | 273 184      | 280 225 | 281 550 | 285 365 | 283 181      | 293 086 | ...       |
| D 314835   | 19 3799      | 1982        | 296 862       | 308 219        | 317 846    | 320 264      | 314 388        | 302 878      | 305 094 | 298 739 | 297 680 | 298 124      | 277 063 | ...       |
| Raw materials - Matières premières   | 1978         | 74 254      | 80 171        | 85 701         | 86 175     | 85 471       | 80 607         | 78 826       | 82 255  | 84 867  | 81 634  | 84 149       | 91 767  | ...       |
|  | 1979         | 89 189      | 92 895        | 90 226         | 87 406     | 93 456       | 85 807         | 83 751       | 88 586  | 90 208  | 92 955  | 98 905       | 102 339 | ...       |
|  | 1980         | 110 850     | 112 500       | 115 346        | 114 588    | 102 882      | 102 729        | 104 649      | 109 719 | 105 850 | 106 990 | 112 030      | 118 170 | ...       |
|  | 1981         | 113 852     | 120 850       | 114 859        | 122 516    | 119 186      | 116 175        | 122 277      | 130 408 | 130 288 | 130 152 | 128 661      | 130 185 | ...       |
| D 314793   | 19 3799      | 1982        | 125 363       | 131 417        | 136 759    | 136 908      | 137 745        | 126 625      | 128 550 | 129 124 | 124 342 | 122 848      | 123 847 | ...       |
| Goods in process - Produits en cours   | 1978         | 20 412      | 19 695        | 15 530         | 17 918     | 19 011       | 17 459         | 17 764       | 16 909  | 16 704  | 16 477  | 17 167       | 17 173  | ...       |
|  | 1979         | 27 341      | 31 007        | 31 517         | 33 813     | 32 953       | 34 151         | 36 417       | 36 684  | 36 321  | 40 604  | 41 323       | 41 842  | ...       |
|  | 1980         | 40 602      | 41 699        | 42 620         | 40 633     | 41 678       | 40 537         | 44 359       | 44 883  | 45 234  | 46 552  | 33 898       | 43 893  | ...       |
|  | 1981         | 42 195      | 43 621        | 39 811         | 40 799     | 41 249       | 45 825         | 52 097       | 52 455  | 55 762  | 56 009  | 52 647       | 51 889  | ...       |
| D 314807   | 19 3799      | 1982        | 53 832        | 57 014         | 55 111     | 57 297       | 57 160         | 59 760       | 63 466  | 62 978  | 65 671  | 68 512       | 52 693  | ...       |
| Finished products - Produits finis   | 1978         | 56 183      | 57 909        | 62 200         | 63 783     | 56 849       | 52 483         | 50 517       | 49 368  | 50 331  | 55 209  | 56 916       | 59 645  | ...       |
|  | 1979         | 68 336      | 73 715        | 75 008         | 75 042     | 72 484       | 74 591         | 70 482       | 67 542  | 68 369  | 66 700  | 71 381       | 76 352  | ...       |
|  | 1980         | 82 049      | 96 578        | 105 678        | 100 463    | 100 471      | 100 697        | 99 154       | 94 412  | 90 894  | 91 938  | 96 781       | 110 952 | ...       |
|  | 1981         | 115 221     | 114 220       | 110 633        | 108 583    | 101 944      | 100 897        | 98 810       | 97 362  | 95 500  | 99 204  | 101 873      | 111 017 | ...       |
| D 314821   | 19 3799      | 1982        | 117 667       | 119 788        | 125 276    | 126 059      | 119 483        | 116 493      | 113 078 | 106 637 | 107 667 | 106 764      | 100 523 | ...       |
| <b>MISCELLANEOUS MANUFACTURING INDUSTRIES - INDUSTRIES MANUFACTURIÈRES DIVERSES:</b>                     |              |             |               |                |            |              |                |              |         |         |         |              |         |           |
| Scientific and professional equipment industries - Fabrication de matériel scientifique et professionnel | 1978         | 63 104      | 68 211        | 73 167         | 71 713     | 74 525       | 78 776         | 70 573       | 76 682  | 85 578  | 86 073  | 86 049       | 76 813  | 1 311 364 |
|  | 1979         | 69 684      | 75 981        | 84 887         | 80 140     | 87 477       | 93 202         | 84 508       | 84 911  | 97 010  | 100 551 | 98 636       | 80 387  | 1 037 374 |
|  | 1980         | 90 561      | 96 123        | 100 664        | 93 430     | 99 847       | 102 285        | 98 118       | 97 998  | 115 362 | 122 944 | 118 058      | 112 007 | 1 247 397 |
| Shipments - Livraisons   | 1981         | 93 871      | 99 409        | 116 382        | 109 002    | 108 486      | 124 623        | 108 370      | 111 171 | 131 802 | 137 042 | 120 469      | 108 184 | 1 364 608 |
| D 314975   | 20 391       | 1982        | 100 777       | 108 347        | 117 293    | 108 755      | 114 297        | 119 924      | 105 301 | 108 374 | 123 634 | 124 787      | 124 491 | ...       |
| Inventory owned - Total - Des stocks possédés  | 1978         | 182 122     | 187 286       | 197 345        | 202 926    | 211 358      | 212 492        | 215 075      | 214 479 | 208 126 | 202 869 | 202 796      | 207 636 | ...       |
|  | 1979         | 218 175     | 225 183       | 239 610        | 242 841    | 252 316      | 259 365        | 254 538      | 260 355 | 255 504 | 246 536 | 243 651      | 248 186 | ...       |
|  | 1980         | 254 155     | 272 437       | 285 567        | 294 439    | 304 013      | 314 190        | 320 101      | 315 896 | 315 351 | 309 699 | 309 949      | 290 915 | ...       |
|  | 1981         | 279 948     | 299 053       | 308 436        | 317 138    | 325 087      | 327 650        | 324 217      | 324 850 | 320 151 | 319 377 | 314 377      | 322 313 | ...       |
| D 315127   | 20 391       | 1982        | 329 485       | 326 344        | 335 484    | 346 457      | 354 033        | 354 730      | 352 233 | 348 548 | 341 915 | 339 282      | 330 701 | ...       |
| Sporting goods manufacturers - Fabricants d'articles de sport  | 1978         | 16 326      | 17 674        | 17 909         | 17 937     | 18 393       | 19 768         | 21 049       | 23 245  | 24 252  | 22 540  | 20 628       | 22 783  | 242 504   |
|  | 1979         | 21 783      | 16 269        | 21 833         | 22 709     | 35 933       | 46 171         | 31 380       | 32 528  | 28 981  | 24 901  | 21 754       | 17 078  | 321 320   |
| Shipments - Livraisons   | 1980         | 24 477      | 28 087        | 30 320         | 33 941     | 37 710       | 40 064         | 38 355       | 38 651  | 36 779  | 32 688  | 29 908       | 27 978  | 398 958   |
|  | 1981         | 30 685      | 37 360        | 42 696         | 45 154     | 43 144       | 46 659         | 40 170       | 38 860  | 36 567  | 33 587  | 29 329       | 25 301  | 449 512   |
| D 314983   | 20 3931      | 1982        | 27 189        | 34 929         | 41 695     | 35 748       | 40 292         | 42 419       | 32 901  | 32 542  | 37 434  | 33 001       | 33 368  | ...       |
| Inventory owned - Total - Des stocks possédés  | 1978         | 75 588      | 78 581        | 80 959         | 80 673     | 84 105       | 84 855         | 81 640       | 74 422  | 71 091  | 77 301  | 80 283       | 84 571  | ...       |
|  | 1979         | 71 338      | 77 450        | 77 954         | 86 737     | 91 061       | 87 523         | 81 311       | 83 941  | 92 407  | 99 914  | 105 658      | 114 527 | ...       |
|  | 1980         | 131 970     | 133 705       | 137 547        | 141 293    | 139 524      | 134 146        | 120 935      | 116 159 | 115 115 | 117 251 | 118 621      | 123 747 | ...       |
|  | 1981         | 140 316     | 146 426       | 152 923        | 142 859    | 140 872      | 134 997        | 130 071      | 126 118 | 128 179 | 128 384 | 130 826      | 141 469 | ...       |
| D 315135   | 20 3931      | 1982        | 134 973       | 138 968        | 140 175    | 141 454      | 139 642        | 141 181      | 125 710 | 114 854 | 106 010 | 100 985      | 107 189 | ...       |
| Toy and games manufacturers - Fabricants de jeux et de jouets  | 1978         | 7 129       | 10 466        | 13 328         | 10 301     | 12 752       | 15 804         | 15 633       | 21 103  | 20 545  | 20 866  | 15 213       | 11 125  | 174 265   |
|  | 1979         | 8 815       | 10 853        | 15 223         | 13 447     | 16 080       | 20 632         | 21 157       | 27 316  | 27 457  | 29 747  | 21 110       | 11 215  | 223 052   |
| Shipments - Livraisons   | 1980         | 9 617       | 12 981        | 16 090         | 15 785     | 16 617       | 21 341         | 22 990       | 28 594  | 30 432  | 29 359  | 24 318       | 12 003  | 240 127   |
|  | 1981         | 10 585      | 17 109        | 19 876         | 15 290     | 18 052       | 23 158         | 22 980       | 32 356  | 34 521  | 29 731  | 19 314       | 10 280  | 253 202   |
| D 314984   | 20 3932      | 1982        | 11 271        | 13 450         | 18 045     | 16 688       | 15 013         | 22 834       | 25 313  | 26 531  | 36 863  | 35 362       | 30 376  | ...       |
| Inventory owned - Total - Des stocks possédés  | 1978         | 41 779      | 44 492        | 44 101         | 47 771     | 51 036       | 53 878         | 51 011       | 51 752  | 48 433  | 41 353  | 36 924       | 38 388  | ...       |
|  | 1979         | 46 668      | 48 472        | 52 458         | 55 666     | 60 855       | 62 580         | 61 647       | 66 128  | 57 993  | 52 543  | 47 881       | 51 549  | ...       |
|  | 1980         | 57 292      | 61 503        | 68 828         | 75 807     | 80 622       | 86 254         | 93 420       | 88 905  | 75 365  | 67 492  | 72 121       | 75 263  | ...       |
|  | 1981         | 78 239      | 83 197        | 89 433         | 86 275     | 91 797       | 92 218         | 98 445       | 81 791  | 61 791  | 61 400  | 73 904       | 81 156  | ...       |
| D 315136   | 20 3932      | 1982        | 99 347        | 104 041        | 107 968    | 106 530      | 114 902        | 118 144      | 110 432 | 113 911 | 103 581 | 97 344       | 92 708  | ...       |

TABLE 7. Ratios of Total Inventory owned and Finished Products to Shipments by Industry Groups (based on Seasonally Adjusted Estimates)

TABLEAU 7. Rapports du total des stocks possédés et des produits finis aux livraisons par groupes d'industries (Basés sur les chiffres désaisonnalisés)

|   |  | Month - Mois |            |               |                |            |              |                |              |       |      |      |      | Ave-<br>rage |
|---|--|--------------|------------|---------------|----------------|------------|--------------|----------------|--------------|-------|------|------|------|--------------|
|   |  | Jan<br>Janv  | Feb<br>Fév | March<br>Mars | April<br>Avril | May<br>Mai | June<br>Juin | July<br>Juill. | Aug.<br>Août | Sept. | Oct. | Nov. | Dec. |              |
| <b>TOTAL INVENTORY OWNED TO SHIPMENTS -<br/>TOTAL DES STOCKS POSSEDES AUX<br/>LIVRAISONS:</b> |  |              |            |               |                |            |              |                |              |       |      |      |      |              |
| Non-durable goods - Biens non durables  |  | 1978         | 1.84       | 1.83          | 1.81           | 1.77       | 1.72         | 1.72           | 1.69         | 1.66  | 1.64 | 1.63 | 1.62 | 1.72         |
|   |  | 1979         | 1.61       | 1.63          | 1.63           | 1.62       | 1.64         | 1.63           | 1.64         | 1.66  | 1.68 | 1.70 | 1.74 | 1.65         |
|   |  | 1980         | 1.72       | 1.72          | 1.70           | 1.79       | 1.78         | 1.77           | 1.76         | 1.72  | 1.73 | 1.70 | 1.68 | 1.74         |
|   |  | 1981         | 1.75       | 1.73          | 1.70           | 1.70       | 1.71         | 1.70           | 1.68         | 1.74  | 1.76 | 1.77 | 1.83 | 1.73         |
| D 311211  |  | 1982         | 1.89       | 1.87          | 1.85           | 1.92       | 1.80         | 1.80           | 1.81         | 1.73  | 1.80 | 1.81 | 1.80 |              |
| Durable goods - Biens durables  |  | 1978         | 2.12       | 2.10          | 2.08           | 1.98       | 2.00         | 1.90           | 1.96         | 2.05  | 1.91 | 1.91 | 1.90 | 1.99         |
|   |  | 1979         | 1.95       | 1.98          | 2.02           | 2.11       | 2.06         | 2.12           | 2.10         | 2.04  | 2.15 | 2.21 | 2.33 | 2.11         |
|   |  | 1980         | 2.26       | 2.25          | 2.30           | 2.44       | 2.49         | 2.53           | 2.47         | 2.48  | 2.30 | 2.31 | 2.29 | 2.37         |
|   |  | 1981         | 2.44       | 2.28          | 2.27           | 2.23       | 2.22         | 2.19           | 2.23         | 2.46  | 2.50 | 2.61 | 2.67 | 2.40         |
| D 311213  |  | 1982         | 2.79       | 2.68          | 2.69           | 2.75       | 2.70         | 2.62           | 2.79         | 2.45  | 2.62 | 2.91 | 2.80 |              |
| All industries - Toute les industries   |  | 1978         | 1.97       | 1.95          | 1.94           | 1.87       | 1.85         | 1.81           | 1.83         | 1.86  | 1.78 | 1.77 | 1.76 | 1.85         |
|   |  | 1979         | 1.77       | 1.80          | 1.81           | 1.84       | 1.84         | 1.86           | 1.85         | 1.83  | 1.89 | 1.92 | 2.01 | 1.86         |
|   |  | 1980         | 1.97       | 1.96          | 1.97           | 2.08       | 2.09         | 2.10           | 2.08         | 2.07  | 1.98 | 1.99 | 1.94 | 2.02         |
|   |  | 1981         | 2.04       | 1.97          | 1.96           | 1.94       | 1.94         | 1.92           | 1.93         | 2.05  | 2.06 | 2.12 | 2.14 | 2.02         |
| D 311209  |  | 1982         | 2.27       | 2.21          | 2.20           | 2.28       | 2.18         | 2.15           | 2.21         | 2.04  | 2.14 | 2.24 | 2.20 |              |
| <b>FINISHED PRODUCTS TO SHIPMENTS - PRO-<br/>DUITS FINIS AUX LIVRAISONS:</b>                  |  |              |            |               |                |            |              |                |              |       |      |      |      |              |
| Non-durable goods - Biens non durables  |  | 1978         | 0.78       | 0.77          | 0.75           | 0.74       | 0.71         | 0.70           | 0.70         | 0.69  | 0.67 | 0.67 | 0.65 | 0.71         |
|   |  | 1979         | 0.63       | 0.64          | 0.64           | 0.64       | 0.65         | 0.64           | 0.64         | 0.64  | 0.66 | 0.66 | 0.67 | 0.65         |
|   |  | 1980         | 0.70       | 0.70          | 0.69           | 0.72       | 0.72         | 0.72           | 0.71         | 0.70  | 0.69 | 0.69 | 0.68 | 0.70         |
|   |  | 1981         | 0.71       | 0.71          | 0.71           | 0.70       | 0.71         | 0.70           | 0.70         | 0.72  | 0.73 | 0.74 | 0.78 | 0.72         |
| D 311210  |  | 1982         | 0.81       | 0.78          | 0.78           | 0.82       | 0.78         | 0.78           | 0.78         | 0.75  | 0.78 | 0.79 | 0.78 |              |
| Durable goods - Biens durables  |  | 1978         | 0.61       | 0.60          | 0.59           | 0.57       | 0.58         | 0.54           | 0.55         | 0.52  | 0.52 | 0.52 | 0.51 | 0.55         |
|   |  | 1979         | 0.53       | 0.54          | 0.55           | 0.57       | 0.55         | 0.56           | 0.55         | 0.53  | 0.56 | 0.57 | 0.59 | 0.56         |
|   |  | 1980         | 0.58       | 0.58          | 0.60           | 0.63       | 0.65         | 0.67           | 0.67         | 0.63  | 0.62 | 0.61 | 0.60 | 0.63         |
|   |  | 1981         | 0.63       | 0.58          | 0.57           | 0.55       | 0.55         | 0.54           | 0.55         | 0.60  | 0.61 | 0.65 | 0.67 | 0.60         |
| D 311212  |  | 1982         | 0.72       | 0.69          | 0.69           | 0.72       | 0.71         | 0.69           | 0.73         | 0.67  | 0.71 | 0.78 | 0.75 | 0.69         |
| All industries - Toutes les industries  |  | 1978         | 0.70       | 0.69          | 0.68           | 0.66       | 0.65         | 0.62           | 0.63         | 0.63  | 0.60 | 0.60 | 0.59 | 0.64         |
|   |  | 1979         | 0.58       | 0.59          | 0.60           | 0.61       | 0.60         | 0.61           | 0.60         | 0.59  | 0.61 | 0.62 | 0.64 | 0.61         |
|   |  | 1980         | 0.64       | 0.65          | 0.65           | 0.68       | 0.69         | 0.70           | 0.70         | 0.69  | 0.67 | 0.66 | 0.66 | 0.67         |
|   |  | 1981         | 0.67       | 0.65          | 0.65           | 0.63       | 0.64         | 0.63           | 0.63         | 0.67  | 0.68 | 0.70 | 0.72 | 0.67         |
| D 311208  |  | 1982         | 0.77       | 0.74          | 0.74           | 0.78       | 0.75         | 0.74           | 0.76         | 0.71  | 0.75 | 0.79 | 0.77 | 0.67         |





## CONCEPTS AND METHODS

Inventories, shipments and orders values in this publication are monthly projections of annual census of manufactures values based on returns from a stratified, systematic sample of manufacturing establishments. The data in the September 1982 publication are the first to be adjusted to the 1979 census. Values for prior years to 1979 have been previously benchmarked to the relevant census and the aggregate of monthly shipments in those years should correspond with published census values. In addition, the calendar year totals of shipments values have been summarily adjusted to conform with the census of manufactures totals of shipments for 1980. Because the monthly estimates subsequent to 1980 are projections these totals are subject to adjustment when more recent census data become available. Inventory estimates for December, published here, differ from year-end census values to the extent that census totals include individual establishment reports for fiscal years that may end on dates other than December 31. In addition, some components of inventory are included in the monthly survey's benchmark value that may not be included in census inventories. Unfilled orders are published for industries where maintenance of a continuing record of the value of an establishment's backlog is a normal part of the accounting procedure.

The population is divided into groups of large, medium and small establishments according to the total value of shipments reported for the census year. Monthly values are sought for all large establishments and a sample is chosen separately for each of the other two groups. Sample unit values are weighted according to the inverse of their probability of selection. This sample is revised annually in accordance with the census base. To facilitate timely response from company accounting departments, combination reports are accepted from companies with more than one establishment. Estimates of current values are accepted from establishments where the inventory and unfilled orders levels are not measured at the end of each accounting period. There are about 11,000 establishments in the reporting panel.

Isolation of component values of inventory by level of fabrication in each industry, where possible, is important for economic studies as well as for derivation of production values. To facilitate this, respondents are asked to report their book values of raw materials, work in process, finished products and progress payments separately. The inventory levels are calculated on a Canada-wide basis, not by province.

Both inventory held and inventory owned are published. The difference, inventory held but not owned, is the value of progress payments received by manufacturers for partially completed items such as aircraft, ships or structures using fabricated steel. As work proceeds on such items, total inventory values increase until the time of delivery. By deducting the balance of progress payments on manufacturers' books from total inventory, the value of manufacturers' investment in inventory is derived. At the same time, by

## CONCEPTS ET MÉTHODES

Les chiffres sur les stocks, les livraisons et les commandes qui figurent dans cette publication sont des projections mensuelles des résultats du recensement annuel des manufactures établies à partir des déclarations d'un échantillon stratifié et systématique d'établissements manufacturiers. Les données que contient la publication de septembre 1982 sont les premières qui soient ajustées en fonction du recensement de 1979. Les chiffres pour les années jusqu'à 1979 inclusivement ont été rattachés aux recensements en cause et la somme des livraisons mensuelles de ces années doit être égale aux résultats de recensements qui ont été publiés. L'échantillon demeure essentiellement constant d'une année à l'autre puisqu'il est tiré de la liste des établissements du recensement annuel des manufactures. On doit recourir à l'imputation pour les établissements ayant déclaré trop tard pour être pris en compte dans le calcul des estimations mensuelles. Comme les estimations mensuelles postérieures à 1980 sont des projections, elles pourront être rectifiées lorsqu'on disposera des données de recensement plus récentes. Les estimations sur les stocks publiées dans ce bulletin sont celles de décembre; elles diffèrent donc des chiffres du recensement se rapportant à la fin de l'année dans la mesure où les totaux du recensement comprennent les déclarations de certains établissements pour des années financières qui peuvent prendre fin à d'autres dates qu'au 31 décembre. En outre, certains éléments des stocks compris dans la valeur-repère de l'enquête mensuelle peuvent ne pas être compris dans les stocks du recensement. Les commandes en carnet sont publiées pour les industries où la comptabilité normale prévoit de consigner la valeur des commandes en souffrance des établissements d'une manière suivie.

La population se divise en trois groupes d'établissements (grands, moyens et petits) suivant la valeur totale des livraisons déclarées pour l'année de recensement. On demande des déclarations mensuelles à tous les grands établissements et on tire un échantillon séparé pour chacun des deux autres groupes. Les valeurs de l'échantillon sont pondérées en relation inverse de la probabilité qu'elles soient choisies. Cet échantillon est révisé annuellement suivant les résultats du recensement. Dans le but d'aider les services de comptabilité des sociétés à envoyer leurs déclarations à temps, Statistique Canada accepte une déclaration globale pour les sociétés ayant plus d'un établissement et une estimation des chiffres courants pour les établissements dont les stocks et les commandes en carnet ne sont pas recensés à la fin de chaque exercice comptable. On compte environ 11,000 établissements qui produisent des déclarations.

Il est important d'isoler les chiffres des éléments des stocks selon le stage de fabrication dans chaque industrie, lorsque c'est possible, afin de faire des études économiques et des extrapolations des chiffres de production. À cet effet, on demande aux enquêtés de déclarer séparément la valeur comptable de leur matières, de leurs produits en cours, de leurs produits finis et de leurs acomptes à valoir. Les niveaux des stocks sont calculés pour l'ensemble du Canada et non au niveau provincial.

On publie la valeur des stocks détenus et des stocks possédés. La différence entre les deux donne la valeur des acomptes versés par les fabricants sur des produits dont la fabrication n'est qu'en partie achevée comme les avions, les bateaux ou des constructions qui utilisent des semi-produits en acier. À mesure que la fabrication de ces produits avance, la valeur globale des stocks augmente jusqu'au moment de la livraison. En déduisant le solde des acomptes comptabilisés par les fabricants de l'ensemble des stocks, on obtient la somme

reflecting the receipt of progress payments in shipments each month, it is possible to reduce the distortion in the affected series that would be caused when responding companies finally treat such items of relatively high value as completed sales.

Most establishments that maintain order books strike a value of unfilled orders at the end of each accounting period. The survey seeks this value which is defined as orders received but not shipped or treated as a sale whether or not work has been done on them or they can be filled from existing stocks. No estimate of this value is made for those industries where orders are customarily filled as received from stocks on hand and orders books are, therefore, not generally maintained.

New orders, a series of considerable economic interest, is a residual value derived from shipments and unfilled orders. All shipments within any month result from an order received either during that month or at some earlier time. Because unfilled orders are measured, the new orders are the total shipments within any month plus the change in the total of unfilled orders from the end of the previous month to the end of the month under review.

Because the sample is drawn from the list of establishments included in the annual census of manufactures, it remains largely constant from one year to the next. Values must be imputed for those establishments that have not reported in time for compilation of monthly estimates. This is largely done by mechanical methods which take into account the activity of similar establishments from which reports have been received. Calculation of revised estimates for the immediately prior month in conjunction with preliminary estimates for the current month permits use of values reported too late for the first compilation. When respondents report values for periods earlier than those of the revised current estimates, the responses are used to correct the trends when the series are updated to new census benchmarks.

Definitions, classifications and groupings are taken from the census of manufactures.

The January 1973 issue of this publication contains a more detailed description of the concepts and survey methods for these series.

### Historical Series

Major series published in this issue are stored in CANSIM, the computerized time series data bank of Statistics Canada. All or any part of these series may be purchased on magnetic tape or as computer print-outs. For further information direct inquiries to:

General Time Series Staff,  
Statistics Canada,  
Ottawa, Ontario, K1A 0Z8

investie dans les stocks par les fabricants. De même, en tenant compte des acomptes à valoir dans les livraisons mensuelles, on peut réduire la distorsion qui surviendrait dans les séries en cause au moment où les sociétés observées considèrent en fin de compte des produits d'une valeur relativement grande comme des ventes achevées.

La plupart des établissements qui tiennent des carnets de commandes établissent la valeur des commandes en carnet à la fin de chaque exercice comptable. Lors de l'enquête, nous demandons cette valeur, qui est considérée comme commandes reçues mais non encore expédiées, que des travaux aient été effectués ou non à leur égard, lorsque la commande peut être honorée à partir des stocks existants. Cette valeur n'est pas estimée dans le cas des entreprises qui exécutent habituellement les commandes dès réceptions, à partir de leurs stocks et qui par conséquent ne tiennent pas de carnet de commande.

Les séries sur les nouvelles commandes, qui présentent beaucoup d'intérêt du point de vue économique, donnent la valeur résiduelle établie à partir des livraisons et des commandes en carnet. Toutes les livraisons effectuées au cours d'un mois donné résultent d'une commande reçue soit pendant ce mois, soit avant. Étant donné qu'on évalue les commandes en carnet, les nouvelles commandes représentent le total des livraisons au cours d'un mois donné plus la différence entre le total des commandes en carnet à la fin du mois précédent et le total des commandes en carnet à la fin du mois observé.

De plus, les données sur les livraisons totales pour l'année civile ont été rectifiées sommairement en fonction des données préliminaires du recensement des manufactures sur les livraisons totales cette année-là. L'imputation des données se fait surtout par des moyens mécaniques qui tiennent compte de l'activité d'établissements semblables qui ont fait parvenir des déclarations. Le calcul des estimations révisées pour le mois précédent et des estimations préliminaires pour le mois observé permet d'utiliser les données déclarées trop tard pour la première compilation. Lorsque les répondants déclarent les chiffres correspondants aux périodes antérieures à celle des estimations révisées actuelles, les réponses servent à corriger les tendances lorsque les séries sont mises à jour d'après les nouvelles données repère du recensement.

Les définitions, les classifications et les groupes sont ceux du recensement des manufactures.

Le numéro de janvier 1973 de cette publication contient une description plus détaillée des concepts et des méthodes d'enquête de cette série.

### Series chronologiques

Les séries importantes publiées dans cette livraison sont stockées dans le CANSIM, banque électronique de données sur les séries chronologiques de Statistique Canada. On peut acheter toutes ces séries ou une partie d'entre elles sur bandes magnétiques ou sous forme d'états mécanographiques. Pour tout renseignement complémentaire, s'adresser au:

Service des séries chronologiques générales  
Statistique Canada  
Ottawa (Ontario) K1A 0Z8



## Seasonal Adjustment

The seasonal adjustment method applied to the series is a computerized ratio-to-moving average method in use at Statistics Canada. It is the standard computer program to apply the X-11 version of the U.S. Bureau of the Census Method II.

Some series containing no significant seasonality or very high irregularity have not been seasonally adjusted. In these cases, unadjusted values are repeated in the tables of seasonally adjusted data. See footnotes for series affected.

## Months for Cyclical Dominance

The MCD or months for cyclical dominance values located at the right of the Cansim databank reference number for seasonally adjusted series, indicates the smallest span of months for which the average change in the cyclical factor is greater than that for the irregular factor. For the smoothest series the MCD is one, for the most erratic series it is six. Application of a moving average of the period of the MCD will tend to smooth irregular movements that may obscure the underlying trend-cycle.

## Désaisonnalisation

On désaisonnalise des séries en calculant par ordinateur le rapport à la moyenne mobile, suivant les méthodes utilisées à Statistique Canada. Il s'agit en l'occurrence du programme normalisé qui sert à appliquer les versions X-11 de la méthode II du U.S. Bureau of the Census.

Pour quelques séries particulières, il n'y a pas de saisonnalité d'importance, ou il y a trop d'irrégularité. Ces séries n'ont pas été désaisonnalisées. Pour ces cas, les valeurs, sans désaisonnalisation ont été répétées dans les tableaux des séries désaisonnalisées. Voir renvois pour les séries affectées.

## Mois de dominance cyclique

Les valeurs de M.D.C. (mois de dominance cyclique) sont situées à la droite du numéro de référence de la Banque de données de "Cansim" pour les séries désaisonnalisées indiquent le plus petit nombre de mois pour lequel la variation moyenne du facteur cyclique est plus grande que celle du facteur d'irrégularité. Le M.D.C. est de un pour les séries les plus régulières et de six pour les plus fluctuantes. L'application d'une moyenne mobile de la période des M.D.C. aidera à lisser les mouvements irréguliers qui pourraient masquer la tendance cyclique implicite.



## FOOTNOTES

## RENOIS

Table 1

- (1) Separate series for the Yukon and the Northwest Territories are not published, but provision is made for them in the Canada total.

Table 3-4

- (1) The series for raw materials in the petroleum industries; goods in process in the furniture and fixtures industries; and inventory held but not owned in the machinery and equipment, transportation equipment and electrical products industries contain no significant seasonality. Therefore, these series are repeated without adjustment in the tables of seasonally adjusted estimates and aggregates of which they are components. Small differences in the unadjusted values when repeated may result from rounding techniques in data.

**Note:** Figures may not add due to rounding.


Tableau 1

- (1) Les séries pour le Yukon et les Territoires du Nord-Ouest ne sont pas publiées; cependant elles sont incluses dans le total pour le Canada.

Tableau 3-4

- (1) La série des matières brutes dans l'industrie pétrolière, des biens en cours de transformation dans l'industrie du meuble et des articles d'ameublement et des stocks détenus mais non possédés dans les industries des machines et du matériel, des transports et produits électriques ne présente aucune tendance saisonnière importante. Le tableau de la série désaisonnalisée répète donc les valeurs non corrigées. Les différences minimales entre les séries sont attribuables à la technique d'arrondissement utilisée.

**Nota:** Les chiffres ne totaliseront peut-être pas en raison de l'arrondissement.



STATISTICS CANADA LIBRARY  
BIBLIOTHÈQUE STATISTIQUE CANADA



1010644292