

C3

Catalogue 31-001 Monthly



Catalogue 31-001 Mensuel

May 1987

Mai 1987

# Inventories, shipments and orders in manufacturing industries

# Stocks, livraisons et commandes des industries manufacturières



## Data in Many Forms ...

Statistics Canada disseminates data in a variety of forms. In addition to publications, both standard and special tabulations are offered on computer print-outs, microfiche and microfilm, and magnetic tapes. Maps and other geographic reference materials are available for some types of data. Direct access to aggregated information is possible through CANSIM, Statistics Canada's machine-readable data base and retrieval system.

## How to Obtain More Information

Inquiries about this publication and related statistics or services should be directed to:

Shipments, Inventories and Orders Section,  
Industry Division,

Statistics Canada, Ottawa, K1A 0T6 (Telephone: 990-9832)  
or to the Statistics Canada reference centre in:

|            |            |                |            |
|------------|------------|----------------|------------|
| St. John's | (772-4073) | Sturgeon Falls | (753-4888) |
| Halifax    | (426-5331) | Winnipeg       | (983-4020) |
| Montréal   | (283-5725) | Regina         | (780-5405) |
| Ottawa     | (990-8116) | Edmonton       | (420-3027) |
| Toronto    | (973-6586) | Vancouver      | (666-3691) |

Toll-free access is provided in all provinces and territories, **for users who reside outside the local dialing area of any of the regional reference centres.**

|  |                           |
|--|---------------------------|
| Newfoundland and Labrador  | 1-800-563-4255            |
| Nova Scotia, New Brunswick<br>and Prince Edward Island           | 1-800-565-7192            |
| Quebec   | 1-800-361-2831            |
| Ontario  | 1-800-268-1151            |
| Manitoba   | 1-800-282-8006            |
| Saskatchewan   | 1-800-667-7164            |
| Alberta  | 1-800-222-6400            |
| British Columbia (South<br>and Central)                          | 1-800-663-1551            |
| Yukon and Northern B.C.<br>(area served by<br>NorthwestTel Inc.) | Zenith 0-8913             |
| Northwest Territories<br>(area served by<br>NorthwestTel Inc.)   | Call collect 403-420-2011 |

## How to Order Publications

This and other Statistics Canada publications may be purchased from local authorized agents and other community bookstores, through the local Statistics Canada offices, or by mail order to Publication Sales, Statistics Canada, Ottawa, K1A 0T6.  
1(613)993-7276

Toronto

Credit card only (973-8018)

## Des données sous plusieurs formes ...

Statistique Canada diffuse les données sous formes diverses. Outre les publications, des totalisations habituelles et spéciales sont offertes sur imprimés d'ordinateur, sur microfiches et microfilms et sur bandes magnétiques. Des cartes et d'autres documents de référence géographiques sont disponibles pour certaines sortes de données. L'accès direct à des données agrégées est possible par le truchement de CANSIM, la base de données ordino-lingue et le système d'extraction de Statistique Canada.

## Comment obtenir d'autres renseignements

Toutes demandes de renseignements au sujet de cette publication ou de statistiques et services connexes doivent être adressées à:

Section des livraisons, des stocks et des commandes,  
Division des industries,

Statistique Canada, Ottawa, K1A 0T6 (téléphone: 990-9832) ou au centre de consultation de Statistique Canada à:

|            |            |                |            |
|------------|------------|----------------|------------|
| St. John's | (772-4073) | Sturgeon Falls | (753-4888) |
| Halifax    | (426-5331) | Winnipeg       | (983-4020) |
| Montréal   | (283-5725) | Regina         | (780-5405) |
| Ottawa     | (990-8116) | Edmonton       | (420-3027) |
| Toronto    | (973-6586) | Vancouver      | (666-3691) |

Un service d'appel interurbain sans frais est offert, dans toutes les provinces et dans les territoires, **aux utilisateurs qui habitent à l'extérieur des zones de communication locale** des centres régionaux de consultation.

|  |                                       |
|--|---------------------------------------|
| Terre-Neuve et Labrador  | 1-800-563-4255                        |
| Nouvelle-Écosse, Nouveau-Brunswick<br>et Île-du-Prince-Édouard                 | 1-800-565-7192                        |
| Québec   | 1-800-361-2831                        |
| Ontario  | 1-800-268-1151                        |
| Manitoba   | 1-800-282-8006                        |
| Saskatchewan   | 1-800-667-7164                        |
| Alberta  | 1-800-222-6400                        |
| Colombie-Britannique (sud<br>et centrale)                                      | 1-800-663-1551                        |
| Yukon et nord de la C.-B.<br>(territoire desservi par la<br>NorthwestTel Inc.) | Zenith 0-8913                         |
| Territoires du Nord-Ouest<br>(territoire desservi par la<br>NorthwestTel Inc.) | Appelez à frais virés au 403-420-2011 |

## Comment commander les publications

On peut se procurer cette publication et les autres publications de Statistique Canada auprès des agents autorisés et des autres librairies locales, par l'entremise des bureaux locaux de Statistique Canada, ou en écrivant à la Section des ventes des publications, Statistique Canada, Ottawa, K1A 0T6.  
1(613)993-7276

Toronto

Carte de crédit seulement (973-8018)



Statistics Canada  
Industry Division

Statistique Canada  
Division de l'industrie

May 1987

Mai 1987

## **Inventories, shipments and orders in manufacturing industries**

## **Stocks, livraisons et commandes des industries manufacturières**

Projected from 1983 Census of Manufactures benchmarks.

Projections effectuées à partir des données de référence du recensement des manufactures de 1983.

Starting with the January 1985 issue, the tables are now based on the 1980 Standard Industrial Classification (S.I.C.).

Les tableaux que contient cette publication, sont depuis janvier 1985, basés sur la Classification Type des Industries 1980 (C.T.I.).

Published under the authority of  
the Minister of Supply and  
Services Canada

Publication autorisée par  
le ministre des Approvisionnements et  
Services Canada

© Minister of Supply  
and Services Canada 1987

© Ministre des Approvisionnements  
et Services Canada 1987

Extracts from this publication may be reproduced for individual use without permission provided the source is fully acknowledged. However, reproduction of this publication in whole or in part for purposes of resale or redistribution requires written permission from the Publishing Services Group, Permissions Officer, Canadian Government Publishing Centre, Ottawa, Canada K1A 0S9.

Le lecteur peut reproduire sans autorisation des extraits de cette publication à des fins d'utilisation personnelle à condition d'indiquer la source en entier. Toutefois, la reproduction de cette publication en tout ou en partie à des fins commerciales ou de redistribution nécessite l'obtention au préalable d'une autorisation écrite des Services d'édition, Agent de droit d'auteur, Centre d'édition du gouvernement du Canada, Ottawa, Canada K1A 0S9.

September 1987

Septembre 1987

Price: Canada, \$15.00, \$150.00 a year  
Other Countries, \$16.00, \$160.00 a year

Prix: Canada, \$15.00, \$150.00 par année  
Autres pays, \$16.00, \$160.00 par année

Payment to be made in Canadian funds or equivalent

Paiement en dollars canadiens ou l'équivalent

Catalogue 31-001, Vol. 41, No. 5

Catalogue 31-001, vol. 41, n° 5

ISSN 0701-7367

ISSN 0701-7367

Ottawa

Ottawa

## Symbols

The following standard symbols are used in Statistics Canada publications:

- .. figures not available.
- ... figures not appropriate or not applicable.
- nil or zero.
- amount too small to be expressed.
- p preliminary figures.
- r revised figures.
- x confidential to meet secrecy requirements of the Statistics Act.

## NOTICE TO USERS

Estimates in this publication are subject to revision to accommodate newly-received information. It is advisable always to use data from the most recent issue.

This publication was prepared under the direction of:

- **Basil McCormick**, Assistant Director, Industry Division
- **Henry Glouchkow**, Chief, Inventories Shipments and Orders in Manufacturing Industries

## Signes conventionnels

Les signes conventionnels suivants sont employés uniformément dans les publications de Statistique Canada:

- .. nombres indisponibles.
- ... n'ayant pas lieu de figurer.
- néant ou zéro.
- nombres infimes.
- p nombres provisoires.
- r nombres rectifiés.
- x confidentiel en vertu des dispositions de la Loi sur la statistique relatives au secret.

## AVIS AUX UTILISATEURS

Prière de toujours consulter les numéros de la plus récente publication puisque les estimations qu'elle renferme sont sujettes à révision pour tenir compte des nouveaux renseignements reçus.

Cette publication a été rédigée sous la direction de:

- **Basil McCormick**, Directeur adjoint, Division de l'industrie
- **Henry Glouchkow**, Chef, Stocks, livraisons et commandes des industries manufacturières

## Table of contents

|   | Page |
|---|------|
| Highlights (Charts and Text)  | vii  |
| <b>Table</b>  |      |
| 1. Estimated Value of Shipments in All Manufacturing Industries, by Province of Origin, Unadjusted for Seasonal Variation                       | 2    |
| 2. Estimated Value of Shipments, Orders and Inventories in All Manufacturing Industries   | 3    |
| 3. Estimated Value of Shipments, Orders and Inventory in Manufacturing Industries, Grouped According to the Standard Industrial Classification: |      |
| Non-Durable-Groups 10, 11, 12, 15, 16, 17, 18, 19, 24, 27, 28, 36, 37   | 5    |
| Durable-Groups 25, 26, 29, 30, 31, 32, 33, 35, 39   | 6    |
| <b>Group</b>  |      |
| 10 - Food Industries  | 7    |
| 11 - Beverage Industries  | 8    |
| 12 - Tobacco Products Industries  | 8    |
| 15 - Rubber Products Industries   | 9    |
| 16 - Plastic Products Industries  | 10   |
| 17 - Leather and Allied Products Industries   | 11   |
| 18 - Primary Textile Industries   | 12   |
| 19 - Textile Products Industries  | 13   |
| 24 - Clothing Industries  | 14   |
| 25 - Wood Industries  | 15   |
| 26 - Furniture and Fixture Industries   | 16   |
| 27 - Paper and Allied Products Industries   | 16   |
| 28 - Printing, Publishing and Allied Industries   | 17   |
| 29 - Primary Metal Industries   | 18   |
| 30 - Fabricated Metal Products Industries (Except Machinery and Transportation Equipment)   | 19   |
| 31 - Machinery Industries (Except Electrical Machinery)   | 20   |
| 32 - Transportation Equipment Industries  | 21   |
| 33 - Electrical and Electronic Products Industries  | 23   |
| 35 - Non-Metallic Mineral Products Industries   | 24   |
| 36 - Refined Petroleum and Coal Products Industries   | 25   |
| 37 - Chemical and Chemical Products Industries  | 25   |
| 39 - Other Manufacturing Industries   | 26   |

## Table des matières

|   | Page |
|---|------|
| Points saillants (Graphiques et texte)  | vii  |
| <b>Tableau</b>  |      |
| 1. Valeur estimative des livraisons de toutes les industries manufacturières, par province d'origine, chiffres non-désaisonnalisés              | 2    |
| 2. Valeur estimative des livraisons, commandes et stocks des industries manufacturières   | 3    |
| 3. Valeur estimative des livraisons, commandes et stocks des industries manufacturières groupées d'après la Classification type des industries: |      |
| Biens non durables-groupes 10, 11, 12, 15, 16, 17, 18, 19, 24, 27, 28, 36, 37   | 5    |
| Biens durables-groupes 25, 26, 29, 30, 31, 32, 33, 35, 39   | 6    |
| <b>Groupe</b>   |      |
| 10 - Industries des aliments  | 7    |
| 11 - Industries des boissons  | 8    |
| 12 - Industries du tabac  | 8    |
| 15 - Industries des produits en caoutchouc,   |      |
| 16 - Industries des produits en matière plastique   | 10   |
| 17 - Industries du cuir et des produits connexes  | 11   |
| 18 - Industries textiles de première transformation   | 12   |
| 19 - Industries des produits textiles   | 13   |
| 24 - Industries de l'habillement  | 14   |
| 25 - Industries du bois   | 15   |
| 26 - Industries du meuble et des articles d'ameublement   | 16   |
| 27 - Industries du papier et des produits connexes  | 16   |
| 28 - Imprimerie, édition et industries connexes   | 17   |
| 29 - Industries de première transformation des métaux   | 18   |
| 30 - Industries de la fabrication des produits métalliques (sauf les industries de la machinerie et du matériel de transport)                   | 19   |
| 31 - Industries de la machinerie (sauf électrique)  | 20   |
| 32 - Industries du matériel de transport  | 21   |
| 33 - Industries des produits électriques et électroniques   | 23   |
| 35 - Industries des produits minéraux non métalliques   | 24   |
| 36 - Industries des produits raffinés du pétrole et du charbon  | 25   |
| 37 - Industries chimiques   | 25   |
| 39 - Autres industries manufacturières  | 26   |

**TABLE OF CONTENTS – Concluded**

|  | Page |
|--|------|
| <b>Table</b>   |      |
| 4. Estimated Value of Shipments, Orders and Inventory in Manufacturing Industries, Grouped According to Economic Use Classification: |      |
| Consumer Non-Durable and Semi-Durable Goods Industries   | 28   |
| Consumer Durable Goods Industries  | 29   |
| Capital Goods Industries   | 30   |
| Construction Materials and Components Industries   | 31   |
| Intermediate Goods Industries (Except Construction)  | 32   |
| Export Oriented Industries   | 33   |
| Supplementary Classification - Automotive Products Industries  | 34   |
| 5. Estimated Value of Shipments, by Industry Group and Province, Unadjusted for Seasonal Variation                                   | 36   |
| 6. Estimated Value of Shipments, Orders and Inventories in Selected Individual Industries  | 47   |
| 7. Ratios of Total Inventory Owned and Finished Products to Shipments by Industry Groups (Based on Seasonally Adjusted Estimates)    | 70   |
| Concepts and Methods   | 71   |

**TABLE DES MATIÈRES – fin**

|   | Page |
|---|------|
| <b>Tableau</b>  |      |
| 4. Valeur estimative des livraisons, commandes et stocks des industries manufacturières groupées d'après la classification économique en fonction de l'utilisation: |      |
| Industries des biens de consommation semi durables et non durables  | 28   |
| Industries des biens de consommation durables   | 29   |
| Industries des biens de capital   | 30   |
| Industries des matériaux et des éléments de construction  | 31   |
| Industries des produits intermédiaires (sauf construction)  | 32   |
| Industries orientées vers l'exportation   | 33   |
| Classification complémentaire - Industries connexes de l'automobile   | 34   |
| 5. Valeur estimative des livraisons, par groupe d'industries et province, chiffres non-désaisonnalisés  | 36   |
| 6. Valeur estimative des livraisons, commandes & stocks de certaines industries particulières   | 47   |
| 7. Rapports du total des stocks possédés et des produits finis aux livraisons, par groupes d'industries (basés sur les chiffres désaisonnalisés)                    | 70   |
| Concepts et méthodes  | 71   |



## May 1987

Following the generally upward trend observed during the latter half of 1986, manufacturing shipments have levelled off thus far in 1987.

### HIGHLIGHTS

- Preliminary estimates indicate that the seasonally adjusted value of **shipments** increased 0.3% in May to a level of \$21,189 million. The modest increases in the last two months, coupled with offsetting fluctuations in February and March, have resulted in virtually no change in the level of shipments since December 1986. Ten of the 22 major groups reported increases. In the durable good industries, shipments increased 1.9% to \$10,302 million. An increase of 7.0% in the fabricated metal industries and 6.7% in the transportation equipment industries were the major contributors. Shipments of non-durable goods industries were down 1.2% to \$10,886 million.
- Reversing the declining trend observed since November 1986, seasonally adjusted **inventory owned** by manufacturers at the end of May increased for the second month in a row to a level of \$33,690 million. Total inventories held were up 0.7% to \$35,368 million for the month of May. Increases of 1.1% in raw materials, 0.4% in goods in process and 0.3% in finished products accounted for the raise.
- The **ratio of** seasonally adjusted total **inventory owned** to seasonally adjusted **shipments** rose from 1.58:1 in April to 1.59:1 in May. This was the fifth consecutive month in which the ratio remained below the 1.60:1 to 1.65:1 range recorded through most of 1986. The ratio of finished goods inventories to shipments remained at 0.56:1.
- **New orders** were up 0.6% to \$21,427 million in May. With a pattern of change similar to, but more volatile than shipments, little change in the level of new orders has occurred since December 1986. In the durable goods industries, new orders with an estimated value of \$10,554 million were 3.8% higher than the April value. Increases of \$173 million (5.4%) in transportation equipment industries and \$144 million (13.8%) in electrical and electronic products industries accounted for most of the gain. In the non-durable goods industries, new orders were valued at \$10,873 million, down 2.3%.
- The seasonally adjusted **unfilled orders backlog** increased for the second consecutive month with a 1.0% raise in May to \$24,093 million. Unfilled orders had been on a generally downward trend since May 1986. Unfilled orders increased 1.2% in the durable goods industries to \$21,539 million. In the non-durable goods industries, unfilled orders were down 0.5% to \$2,554 million.

## Mai 1987

Faisant suite à la tendance généralement à la hausse observée lors de la dernière demi de 1986, les livraisons manufacturières se sont stabilisées jusqu'à maintenant en 1987.

### POINTS SAILLANTS

- Des estimations préliminaires indiquent que la valeur désaisonnalisée des **livraisons** en mai a augmenté de 0.3% pour atteindre \$21,189 millions. Des augmentations modestes au cours des deux derniers mois, associées à des fluctuations contraires en février et mars ont résulté en un niveau virtuellement inchangé pour les livraisons depuis décembre 1986. Dix des 22 grands groupes ont enregistré des hausses. Dans les industries des biens durables, la valeur estimative de \$10,302 millions était supérieure de 1.9% à celle d'avril. Cette hausse est principalement attribuable à des gains de 7.0% dans les industries de la fabrication des produits métalliques et de 6.7% dans les industries du matériel de transport. Une diminution de 1.2% a été enregistrée pour les biens non durables qui sont passés à \$10,886 millions.
- Renversant la tendance à la baisse observée depuis novembre 1986, la valeur désaisonnalisée du total des **stocks possédés** a augmenté pour un deuxième mois consécutif pour atteindre un niveau de \$33,690 millions en mai. Les stocks détenus ont augmenté de 0.7% à \$35,368 millions pour le mois de mai. Des hausses au chapitre des matières premières (1.1%), des produits en cours de transformation (0.4%) et des produits finis (0.3%) ont contribué à cette augmentation.
- Le **rapport** du total des **stocks possédés** désaisonnalisés aux **livraisons** désaisonnalisées s'est accru marginalement passant de 1.58:1 en avril à 1.59:1 en mai. C'était le cinquième mois consécutif que le ratio est demeuré inférieur à la portée de 1.60:1 à 1.65:1 observée en 1986. Le rapport des produits finis aux livraisons est demeuré à 0.56:1.
- Les **nouvelles commandes** étaient en hausse de 0.6% pour s'établir à \$21,427 millions en mai. Avec un patron de changements similaires, mais plus volatile que celui des livraisons, très peu de changement dans le niveau des nouvelles commandes est survenu depuis décembre 1986. Dans les industries des biens durables, la valeur estimative de \$10,554 millions était supérieure de 3.8% à la valeur d'avril. Cette augmentation est principalement attribuable à des gains de \$173 millions (5.4%) dans les industries du matériel de transport et de \$144 millions (13.8%) dans les industries des produits électriques et électroniques. Les nouvelles commandes de biens non durables ont atteint \$10,873 millions, soit une baisse de 2.3% par rapport à la valeur d'avril.
- La valeur désaisonnalisée des **commandes en carnet** a augmenté pour un deuxième mois consécutif pour atteindre \$24,093 millions, en hausse de 1.0% en mai. Les commandes en carnet montraient une tendance généralement à la baisse depuis mai 1986. Les commandes en carnet des biens durables ont augmenté de 1.2% à \$21,539 millions, alors que celles des biens non durables ont diminué de 0.5% à \$2,554 millions.

- Not adjusted for seasonal variation, manufacturers' shipments in May 1987 were estimated at \$21,786 million, 0.3% higher than the May 1986 level. Cumulative shipments for the first five months of 1987 have been estimated at \$105,142 million, 0.4% higher than the value for the corresponding period in 1986.

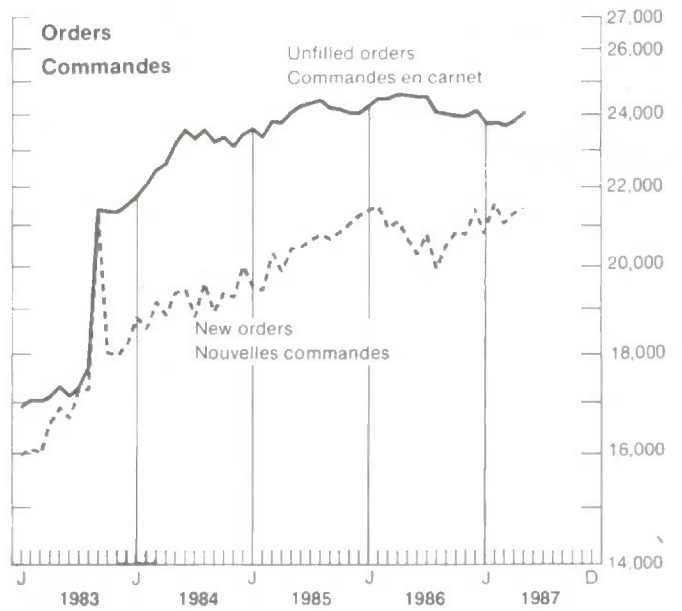
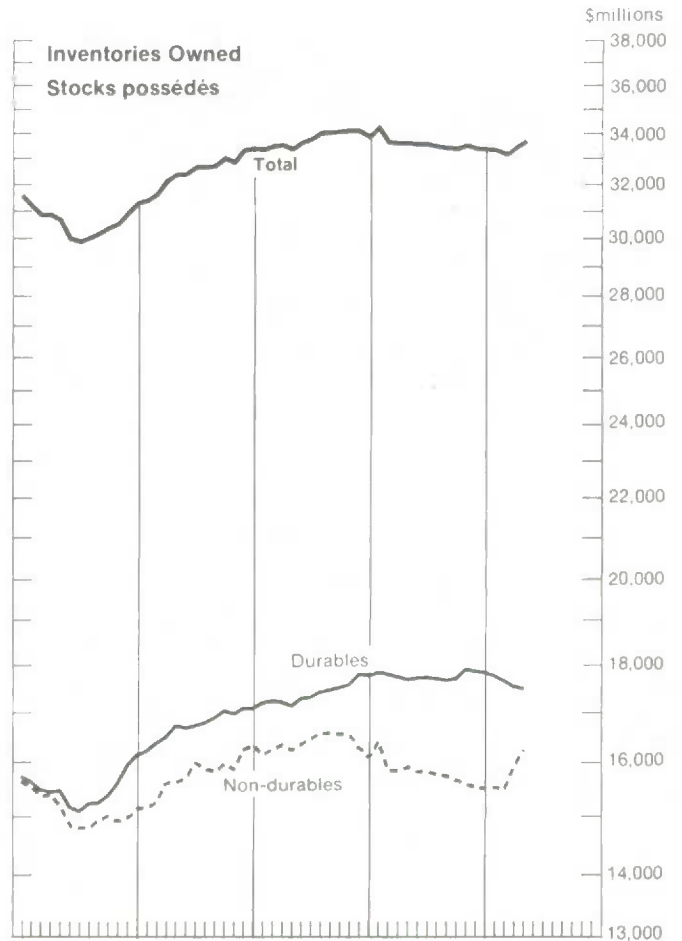
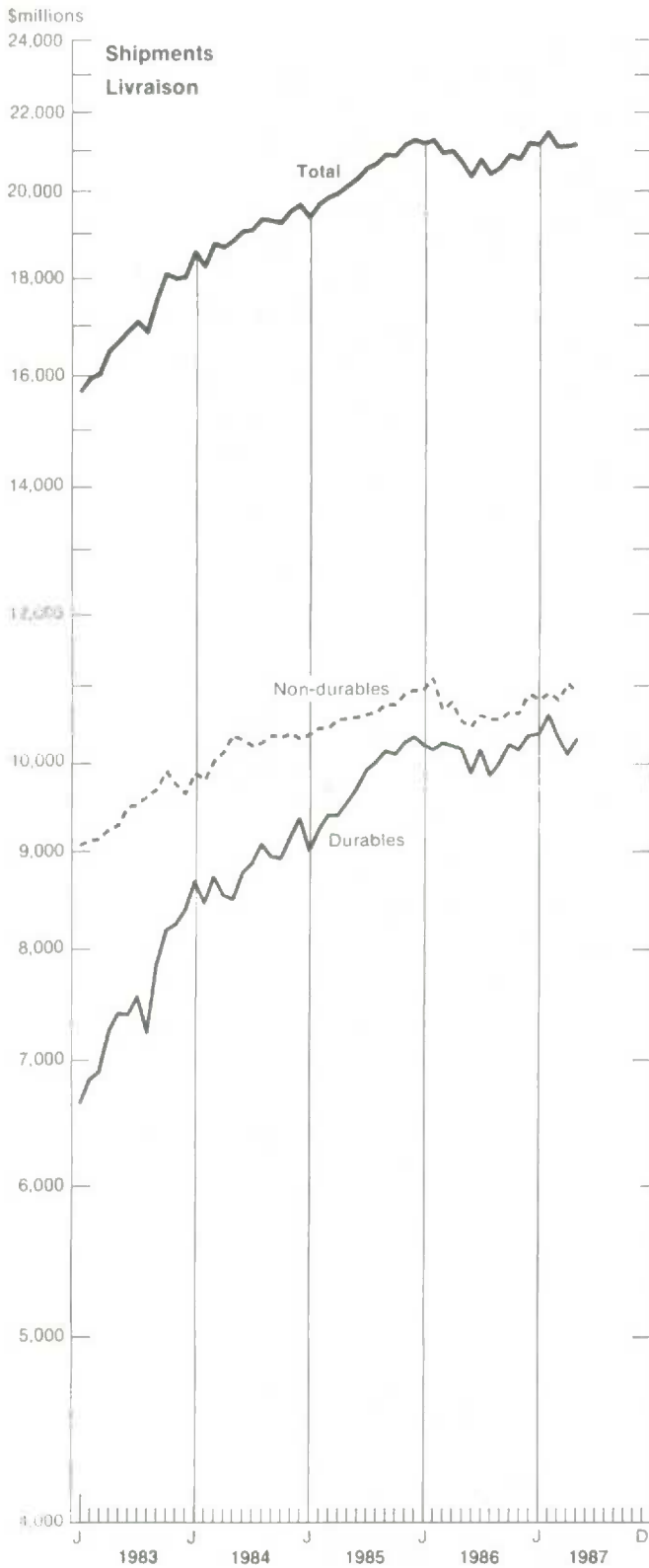
- On a estimé à \$21,786 millions les livraisons non désaisonnalisées des manufacturiers en mai 1987, ce qui représente une augmentation de 0.3% par rapport au niveau de mai 1986. Pour les cinq premiers mois de 1987, les livraisons estimatives ont totalisées \$105,142 millions, soit une hausse de 0.4% par rapport à la période correspondante en 1986.


# Manufacturer's Shipments, Inventories and Orders, 1983-1987

## Les livraisons, les stocks et les commandes des fabricants, 1983-1987

(Seasonally Adjusted — Chiffres désaisonnalisés)

(Ratio scale — Échelle semi-logarithmique)







Statistical Tables

Tableaux statistiques

TABLE 1. Estimated Value of Shipments in All Manufacturing Industries, by Province of Origin, Unadjusted for Seasonal Variation

TABLEAU 1. Valeur estimative des livraisons de toutes les industries manufacturières, par province d'origine, chiffres non-saisonnalisés

|  |      | Month - Mois                               |             |               |                |            |              |                |             |            |            |            |             | Total       |
|--|------|--|-------------|---------------|----------------|------------|--------------|----------------|-------------|------------|------------|------------|-------------|-------------|
|  |      | Jan<br>Janv.                               | Feb<br>Fév. | March<br>Mars | April<br>Avril | May<br>Mai | June<br>Juin | July<br>Juill. | Aug<br>Août | Sept       | Oct        | Nov        | Dec<br>Déc. |             |
|  |      | Thousands of dollars - milliers de dollars |             |               |                |            |              |                |             |            |            |            |             |             |
| Newfoundland - Terre-Neuve                   | 1983 | 73,948                                     | 74,722      | 109,043       | 90,392         | 110,471    | 121,177      | 108,744        | 102,998     | 99,177     | 99,389     | 98,790     | 83,900      | 1,172,751   |
|  | 1984 | 71,492                                     | 88,245      | 90,869        | 85,376         | 109,434    | 120,715      | 116,207        | 119,000     | 110,165    | 107,527    | 92,968     | 90,692      | 1,202,640   |
|  | 1985 | 92,973                                     | 88,547      | 108,531       | 90,993         | 103,977    | 114,562      | 114,287        | 141,196     | 124,723    | 133,174    | 129,597    | 125,171     | 1,367,731   |
| D 318334                                     | 1986 | 122,633                                    | 108,991     | 146,489       | 133,438        | 133,238    | 148,664      | 160,255        | 137,088     | 152,550    | 151,104    | 123,677    | 126,794     | 1,644,921   |
|  | 1987 | 116,016                                    | 127,180     | 135,487       | 124,077        | 130,713    |              |                |             |            |            |            |             |             |
| Prince Edward Island - Île du Prince-Édouard | 1983 | 20,404                                     | 19,948      | 21,012        | 21,656         | 28,492     | 29,277       | 25,515         | 26,487      | 25,384     | 21,854     | 21,754     | 23,496      | 285,279     |
|  | 1984 | 19,503                                     | 19,733      | 21,024        | 22,269         | 28,122     | 30,102       | 27,082         | 27,534      | 23,732     | 22,517     | 22,292     | 20,028      | 283,933     |
|  | 1985 | 20,129                                     | 19,960      | 21,309        | 22,933         | 31,121     | 28,981       | 26,102         | 28,725      | 24,522     | 24,177     | 22,822     | 21,830      | 292,111     |
| D 318657                                     | 1986 | 20,534                                     | 21,209      | 21,822        | 21,755         | 31,690     | 32,940       | 28,185         | 27,322      | 28,303     | 28,064     | 25,974     | 24,522      | 312,320     |
|  | 1987 | 21,596                                     | 22,327      | 22,553        | 23,210         | 30,938     |              |                |             |            |            |            |             |             |
| Nova Scotia - Nouvelle-Écosse                | 1983 | 287,785                                    | 294,738     | 339,294       | 281,635        | 311,711    | 328,098      | 302,685        | 320,957     | 356,675    | 366,438    | 366,886    | 339,739     | 3,896,641   |
|  | 1984 | 328,482                                    | 334,522     | 386,259       | 347,877        | 355,755    | 403,074      | 379,418        | 367,008     | 398,897    | 423,970    | 446,974    | 418,760     | 4,594,996   |
|  | 1985 | 398,188                                    | 362,479     | 398,434       | 380,947        | 394,182    | 394,166      | 408,388        | 381,277     | 399,785    | 423,809    | 412,606    | 411,299     | 4,765,010   |
| D 318980                                     | 1986 | 407,454                                    | 396,664     | 385,110       | 371,263        | 386,758    | 411,856      | 387,915        | 394,938     | 415,929    | 405,828    | 379,615    | 404,070     | 4,747,400   |
|  | 1987 | 354,103                                    | 341,137     | 395,253       | 373,510        | 379,046    |              |                |             |            |            |            |             |             |
| New Brunswick - Nouveau-Brunswick            | 1983 | 224,842                                    | 238,745     | 271,957       | 248,059        | 278,060    | 273,811      | 291,913        | 298,141     | 363,255    | 370,970    | 338,272    | 315,138     | 3,513,163   |
|  | 1984 | 312,028                                    | 395,683     | 478,817       | 347,872        | 330,231    | 359,904      | 345,549        | 378,874     | 332,931    | 349,355    | 330,449    | 317,554     | 4,279,247   |
|  | 1985 | 377,609                                    | 334,286     | 349,378       | 399,407        | 331,136    | 344,590      | 331,645        | 355,318     | 406,436    | 404,736    | 399,889    | 385,451     | 4,369,881   |
| D 319303                                     | 1986 | 322,368                                    | 360,377     | 399,969       | 390,981        | 418,342    | 405,839      | 376,322        | 380,600     | 380,441    | 410,091    | 365,960    | 371,755     | 4,583,045   |
|  | 1987 | 333,695                                    | 348,094     | 380,754       | 390,244        | 405,253    |              |                |             |            |            |            |             |             |
| Quebec                                       | 1983 | 3,626,045                                  | 3,907,982   | 4,561,178     | 4,207,010      | 4,373,136  | 4,652,646    | 3,875,104      | 4,432,883   | 4,727,745  | 4,704,971  | 4,788,724  | 4,234,063   | 52,091,487  |
|  | 1984 | 4,313,050                                  | 4,562,267   | 5,099,597     | 4,632,985      | 5,045,167  | 4,997,374    | 4,285,199      | 4,766,443   | 4,800,163  | 4,901,008  | 4,922,956  | 4,504,537   | 56,830,746  |
|  | 1985 | 4,366,425                                  | 4,509,457   | 5,063,974     | 4,835,441      | 5,070,909  | 5,166,220    | 4,417,188      | 5,116,343   | 5,305,535  | 5,464,803  | 5,214,503  | 4,925,673   | 59,456,471  |
| D 319626                                     | 1986 | 4,544,922                                  | 4,826,928   | 4,991,438     | 5,150,981      | 5,140,581  | 5,167,194    | 4,642,824      | 4,941,094   | 5,404,322  | 5,463,695  | 5,178,316  | 5,150,754   | 60,603,049  |
|  | 1987 | 4,753,216                                  | 4,964,616   | 5,318,660     | 5,254,637      | 5,330,817  |              |                |             |            |            |            |             |             |
| Ontario                                      | 1983 | 7,391,033                                  | 7,542,592   | 8,782,005     | 8,361,436      | 8,949,211  | 9,415,509    | 7,719,485      | 8,790,094   | 9,397,047  | 9,518,829  | 9,728,036  | 8,588,718   | 103,683,995 |
|  | 1984 | 9,258,446                                  | 9,452,189   | 10,501,028    | 9,844,005      | 10,635,790 | 10,831,525   | 9,036,010      | 9,918,681   | 10,232,025 | 10,818,995 | 10,785,335 | 9,347,247   | 120,656,776 |
|  | 1985 | 9,945,069                                  | 9,973,384   | 10,954,778    | 10,934,065     | 11,605,475 | 11,458,851   | 10,704,700     | 10,345,387  | 11,372,446 | 11,722,141 | 11,508,354 | 10,383,042  | 130,457,247 |
| D 319949                                     | 1986 | 11,074,870                                 | 10,727,459  | 11,430,030    | 11,810,874     | 11,710,223 | 11,624,762   | 10,132,494     | 9,925,265   | 11,381,263 | 11,873,939 | 11,133,315 | 10,379,406  | 131,233,500 |
|  | 1987 | 10,475,415                                 | 10,923,416  | 11,987,048    | 11,500,003     | 11,606,090 |              |                |             |            |            |            |             |             |
| Manitoba                                     | 1983 | 347,343                                    | 367,963     | 408,145       | 392,042        | 438,891    | 437,502      | 394,486        | 406,838     | 428,905    | 403,802    | 429,302    | 402,981     | 4,828,200   |
|  | 1984 | 377,138                                    | 416,835     | 449,829       | 429,725        | 474,320    | 459,369      | 424,152        | 409,535     | 424,183    | 469,774    | 452,963    | 408,177     | 5,388,000   |
|  | 1985 | 399,328                                    | 403,650     | 486,940       | 449,948        | 491,558    | 473,663      | 465,248        | 459,758     | 480,725    | 491,466    | 459,443    | 445,914     | 5,507,191   |
| D 320272                                     | 1986 | 414,947                                    | 423,755     | 463,415       | 456,238        | 495,768    | 503,828      | 480,190        | 483,009     | 497,761    | 491,545    | 447,390    | 452,833     | 5,610,679   |
|  | 1987 | 422,207                                    | 435,879     | 464,711       | 467,573        | 468,029    |              |                |             |            |            |            |             |             |
| Saskatchewan                                 | 1983 | 177,851                                    | 185,615     | 204,895       | 198,992        | 240,604    | 246,568      | 228,945        | 251,177     | 237,400    | 234,084    | 205,776    | 207,583     | 2,619,440   |
|  | 1984 | 201,585                                    | 215,602     | 237,096       | 234,745        | 265,051    | 249,947      | 252,953        | 265,503     | 248,623    | 248,654    | 222,988    | 202,236     | 2,844,983   |
|  | 1985 | 208,134                                    | 211,274     | 228,215       | 228,716        | 277,441    | 254,162      | 252,982        | 253,443     | 236,079    | 256,068    | 238,154    | 222,091     | 2,866,759   |
| D 320595                                     | 1986 | 214,548                                    | 219,257     | 226,057       | 240,327        | 264,344    | 267,571      | 257,635        | 280,264     | 247,397    | 249,373    | 222,970    | 226,690     | 2,916,433   |
|  | 1987 | 216,102                                    | 225,989     | 233,492       | 255,548        | 260,920    |              |                |             |            |            |            |             |             |
| Alberta                                      | 1983 | 957,483                                    | 1,041,346   | 1,109,284     | 1,053,955      | 1,238,285  | 1,253,703    | 1,158,292      | 1,263,016   | 1,223,803  | 1,246,714  | 1,183,364  | 1,125,123   | 13,854,368  |
|  | 1984 | 1,122,709                                  | 1,125,795   | 1,199,521     | 1,240,671      | 1,279,324  | 1,295,787    | 1,237,554      | 1,321,331   | 1,240,890  | 1,319,987  | 1,256,052  | 1,176,935   | 14,816,556  |
|  | 1985 | 1,210,210                                  | 1,145,943   | 1,258,622     | 1,274,567      | 1,483,745  | 1,455,378    | 1,411,280      | 1,426,253   | 1,341,955  | 1,381,762  | 1,366,242  | 1,314,569   | 16,070,576  |
| D 320918                                     | 1986 | 1,382,425                                  | 1,304,427   | 1,281,498     | 1,275,881      | 1,328,918  | 1,336,386    | 1,302,098      | 1,287,826   | 1,213,122  | 1,292,767  | 1,240,302  | 1,227,284   | 15,473,134  |
|  | 1987 | 1,171,959                                  | 1,176,374   | 1,165,601     | 1,203,416      | 1,295,721  |              |                |             |            |            |            |             |             |
| British Columbia - Colombie Britannique      | 1983 | 1,193,480                                  | 1,274,960   | 1,399,793     | 1,374,623      | 1,489,127  | 1,650,423    | 1,486,905      | 1,434,425   | 1,451,324  | 1,423,180  | 1,359,548  | 1,456,654   | 16,994,443  |
|  | 1984 | 1,343,593                                  | 1,251,102   | 1,282,121     | 1,308,332      | 1,577,324  | 1,600,049    | 1,557,376      | 1,581,459   | 1,542,907  | 1,601,984  | 1,550,620  | 1,508,259   | 17,710,126  |
|  | 1985 | 1,445,952                                  | 1,480,105   | 1,578,051     | 1,554,428      | 1,658,681  | 1,635,259    | 1,622,832      | 1,600,279   | 1,635,072  | 1,701,069  | 1,582,886  | 1,617,561   | 19,157,175  |
| D 321241                                     | 1986 | 1,567,973                                  | 1,615,101   | 1,796,228     | 1,827,006      | 1,803,633  | 1,876,670    | 1,866,334      | 1,678,073   | 1,672,112  | 1,686,047  | 1,517,264  | 1,732,441   | 20,638,877  |
|  | 1987 | 1,716,399                                  | 1,694,704   | 1,925,292     | 1,881,046      | 1,875,468  |              |                |             |            |            |            |             |             |
| Canada (1,2)                                 | 1983 | 14,301,572                                 | 14,950,830  | 17,209,347    | 16,231,602     | 17,459,904 | 18,416,187   | 15,602,477     | 16,834,949  | 18,317,327 | 18,392,475 | 18,521,987 | 16,780,085  | 203,018,742 |
|  | 1984 | 17,352,100                                 | 17,866,180  | 19,751,902    | 18,496,161     | 20,102,508 | 20,361,482   | 17,674,201     | 19,165,086  | 19,370,667 | 20,274,188 | 20,086,307 | 17,990,985  | 228,491,767 |
|  | 1985 | 18,415,586                                 | 18,533,326  | 20,451,849    | 20,174,960     | 21,451,780 | 21,329,375   | 19,308,248     | 20,111,053  | 21,334,663 | 22,061,528 | 21,342,834 | 19,855,942  | 244,371,144 |
| D 315351                                     | 1986 | 20,081,032                                 | 20,057,621  | 21,146,148    | 21,682,922     | 21,717,749 | 21,787,779   | 19,640,681     | 19,546,231  | 21,400,254 | 22,058,389 | 20,640,300 | 20,102,017  | 249,861,123 |
|  | 1987 | 19,583,629                                 | 20,262,973  | 22,032,094    | 21,477,212     | 21,786,019 |              |                |             |            |            |            |             |             |

See footnote(s) at end of statistical tables - Voir note(s) à la fin des tableaux statistiques.

TABLE 2. Estimated Value of Shipments, Orders and Inventory, in All Manufacturing Industries

TABLEAU 2. Valeur estimative des livraisons, commandes et stocks de toutes les industries manufacturières

|  |          | Month - Mois                               |            |            |            |            |            |            |            |            |            |            |            | Total      |             |
|--|----------|--|------------|------------|------------|------------|------------|------------|------------|------------|------------|------------|------------|------------|-------------|
|  |          | Jan  | Feb        | March      | April      | May        | June       | July       | Aug        | Sept       | Oct        | Nov        | Dec        |            |             |
|  |          | Janv                                       | Fév        | Mars       | Avril      | Mai        | Jun        | Juill      | Août       |            |            |            |            |            |             |
|  |          | thousands of dollars = milliers de dollars |            |            |            |            |            |            |            |            |            |            |            |            |             |
| Unadjusted for seasonal variation -<br>Chiffres non désaisonnalisés:<br>Shipments - Livraisons | D 315351 | 1983                                       | 14,301,572 | 14,950,830 | 17,209,347 | 16,231,602 | 17,459,904 | 18,416,187 | 15,602,477 | 16,834,949 | 18,317,327 | 18,392,475 | 18,521,987 | 16,780,085 | 203,018,742 |
|  |          | 1984                                       | 17,352,100 | 17,866,180 | 19,751,902 | 18,496,161 | 20,102,508 | 20,361,482 | 17,674,201 | 19,165,086 | 19,370,667 | 20,274,188 | 20,086,307 | 17,990,985 | 228,491,767 |
|  |          | 1985                                       | 18,415,586 | 18,533,326 | 20,451,849 | 20,174,960 | 21,451,780 | 21,329,375 | 19,308,248 | 20,111,053 | 21,334,663 | 22,061,528 | 21,342,834 | 19,855,942 | 244,371,144 |
|  |          | 1986                                       | 20,081,032 | 20,057,621 | 21,146,148 | 21,682,922 | 21,717,749 | 21,787,779 | 19,640,681 | 19,546,231 | 21,400,254 | 22,058,389 | 20,640,300 | 20,102,017 | 249,861,123 |
|  |          | 1987                                       | 19,583,629 | 20,262,973 | 22,032,094 | 21,477,212 | 21,786,019 |            |            |            |            |            |            |            |             |
| New orders - Nouvelles commandes   | D 315706 | 1983                                       | 14,951,623 | 15,259,793 | 17,213,416 | 16,326,368 | 17,651,290 | 18,066,938 | 15,748,333 | 17,360,540 | 21,986,174 | 18,284,266 | 18,549,367 | 16,492,089 | ***         |
|  |          | 1984                                       | 18,075,168 | 18,326,555 | 20,149,049 | 18,590,559 | 20,603,317 | 20,567,224 | 17,414,507 | 19,568,120 | 19,057,136 | 20,371,268 | 19,791,740 | 17,882,564 | ***         |
|  |          | 1985                                       | 19,013,410 | 18,461,971 | 20,987,072 | 20,003,436 | 21,777,887 | 21,302,735 | 19,327,586 | 20,424,884 | 21,082,756 | 21,990,716 | 21,131,223 | 19,455,405 | ***         |
|  |          | 1986                                       | 20,690,019 | 20,500,105 | 21,264,758 | 21,656,554 | 21,758,301 | 21,518,658 | 19,563,133 | 19,316,838 | 21,787,882 | 21,982,963 | 20,449,338 | 19,828,819 | ***         |
|  |          | 1987                                       | 19,644,774 | 20,553,914 | 22,101,699 | 21,483,737 | 22,147,294 |            |            |            |            |            |            |            | ***         |
| Unfilled orders - Commandes en carnet  | D 316061 | 1983                                       | 16,857,933 | 17,166,896 | 17,170,965 | 17,265,731 | 17,457,117 | 17,107,868 | 17,253,724 | 17,779,315 | 21,448,162 | 21,339,953 | 21,367,333 | 21,079,337 | ***         |
|  |          | 1984                                       | 21,807,405 | 22,262,780 | 22,659,927 | 22,754,325 | 23,255,134 | 23,460,876 | 23,201,182 | 23,604,216 | 23,790,685 | 23,387,765 | 23,093,198 | 22,984,777 | ***         |
|  |          | 1985                                       | 23,582,601 | 23,511,746 | 24,046,469 | 23,874,945 | 24,201,052 | 24,174,412 | 24,193,750 | 24,507,581 | 24,755,674 | 24,184,862 | 23,973,251 | 23,572,714 | ***         |
|  |          | 1986                                       | 24,181,701 | 24,674,185 | 24,742,795 | 24,716,427 | 24,756,979 | 24,487,858 | 24,410,310 | 24,180,917 | 24,068,545 | 23,993,119 | 23,802,157 | 23,528,959 | ***         |
|  |          | 1987                                       | 23,590,104 | 23,881,045 | 23,950,650 | 23,951,175 | 24,318,450 |            |            |            |            |            |            |            | ***         |
| Inventory owned - Total - Des stocks possédés  | D 317836 | 1983                                       | 31,450,321 | 31,500,589 | 31,382,450 | 31,118,720 | 30,686,567 | 29,874,425 | 29,588,576 | 29,892,917 | 30,053,135 | 30,235,524 | 30,311,672 | 30,548,282 | ***         |
|  |          | 1984                                       | 31,362,032 | 31,710,825 | 32,130,586 | 32,429,152 | 32,427,678 | 32,862,629 | 32,375,321 | 32,575,065 | 32,606,736 | 32,867,921 | 32,614,270 | 32,912,463 | ***         |
|  |          | 1985                                       | 33,472,387 | 33,673,395 | 33,969,579 | 33,841,809 | 33,440,865 | 33,526,273 | 33,496,465 | 33,912,370 | 33,895,059 | 33,912,813 | 33,878,097 | 33,627,684 | ***         |
|  |          | 1986                                       | 33,905,857 | 34,607,027 | 34,031,781 | 33,932,962 | 33,708,855 | 33,493,097 | 33,278,342 | 33,351,810 | 33,250,911 | 33,205,291 | 33,302,436 | 32,934,080 | ***         |
|  |          | 1987                                       | 33,364,727 | 33,628,849 | 33,524,504 | 33,767,383 | 33,810,646 |            |            |            |            |            |            |            | ***         |
| Inventory held but not owned - Stocks détenus mais non possédés                                | D 318191 | 1983                                       | 1,084,048  | 1,128,034  | 1,100,851  | 1,165,472  | 1,253,705  | 1,266,996  | 1,350,565  | 1,415,431  | 1,382,608  | 1,430,384  | 1,373,779  | 1,174,797  | ***         |
|  |          | 1984                                       | 1,176,721  | 1,136,768  | 1,152,755  | 1,193,600  | 1,135,239  | 1,144,489  | 1,151,031  | 1,225,208  | 1,264,244  | 1,336,317  | 1,399,299  | 1,329,575  | ***         |
|  |          | 1985                                       | 1,391,482  | 1,394,710  | 1,385,271  | 1,418,432  | 1,459,741  | 1,476,713  | 1,514,409  | 1,503,630  | 1,556,281  | 1,538,436  | 1,570,062  | 1,558,748  | ***         |
|  |          | 1986                                       | 1,658,491  | 1,646,598  | 1,748,723  | 1,801,608  | 1,824,160  | 1,785,889  | 1,848,385  | 1,771,158  | 1,808,457  | 1,800,554  | 1,759,817  | 1,650,262  | ***         |
|  |          | 1987                                       | 1,696,849  | 1,705,937  | 1,716,725  | 1,696,205  | 1,683,894  |            |            |            |            |            |            |            | ***         |
| Inventory held - Total - Des stocks détenus  | D 316416 | 1983                                       | 37,534,369 | 37,628,623 | 32,483,301 | 32,284,192 | 31,940,272 | 31,141,421 | 30,939,141 | 31,308,348 | 31,435,743 | 31,665,908 | 31,685,451 | 31,723,079 | ***         |
|  |          | 1984                                       | 32,538,753 | 32,847,593 | 33,283,341 | 33,627,152 | 33,562,917 | 33,427,118 | 33,526,352 | 33,750,273 | 33,870,980 | 34,204,238 | 34,013,569 | 34,247,038 | ***         |
|  |          | 1985                                       | 34,863,869 | 35,068,105 | 35,354,850 | 35,260,241 | 34,900,606 | 35,002,986 | 35,010,874 | 35,416,000 | 35,451,340 | 35,451,249 | 35,448,159 | 35,186,432 | ***         |
|  |          | 1986                                       | 35,564,343 | 36,253,625 | 35,780,504 | 35,734,570 | 35,533,015 | 35,278,986 | 35,126,727 | 35,122,968 | 35,059,368 | 35,005,845 | 35,062,253 | 34,584,342 | ***         |
|  |          | 1987                                       | 35,061,576 | 35,334,781 | 35,241,229 | 35,463,588 | 35,494,540 |            |            |            |            |            |            |            | ***         |
| Raw materials - Matières premières   | D 316771 | 1983                                       | 13,288,543 | 13,154,681 | 12,984,202 | 12,926,996 | 13,071,361 | 12,612,483 | 12,716,577 | 12,787,623 | 12,784,539 | 12,923,520 | 12,927,500 | 13,082,365 | ***         |
|  |          | 1984                                       | 13,352,072 | 13,281,971 | 13,364,291 | 13,709,583 | 13,875,725 | 13,832,505 | 14,048,402 | 14,111,676 | 14,085,496 | 14,328,098 | 14,046,633 | 14,200,029 | ***         |
|  |          | 1985                                       | 14,128,111 | 13,975,887 | 14,029,979 | 14,140,280 | 14,011,058 | 14,211,185 | 14,336,278 | 14,244,967 | 14,346,271 | 14,296,392 | 14,256,433 | 14,210,713 | ***         |
|  |          | 1986                                       | 14,255,574 | 14,362,027 | 14,112,444 | 14,031,300 | 14,045,378 | 14,158,456 | 14,196,995 | 14,749,337 | 14,168,127 | 14,186,593 | 14,117,671 | 14,069,414 | ***         |
|  |          | 1987                                       | 14,007,532 | 13,978,474 | 13,906,708 | 14,033,117 | 14,202,211 |            |            |            |            |            |            |            | ***         |
| Goods in process - Produits en cours   | D 317126 | 1983                                       | 7,792,322  | 7,825,298  | 7,831,683  | 7,820,433  | 7,654,053  | 7,519,829  | 7,530,729  | 7,756,796  | 7,805,563  | 7,877,567  | 7,852,598  | 7,719,589  | ***         |
|  |          | 1984                                       | 7,961,313  | 8,065,300  | 8,233,192  | 8,136,728  | 8,088,784  | 7,972,847  | 7,854,579  | 8,089,271  | 8,268,483  | 8,433,804  | 8,458,190  | 8,459,686  | ***         |
|  |          | 1985                                       | 8,672,929  | 8,828,063  | 8,776,590  | 8,705,620  | 8,697,044  | 8,746,157  | 8,717,161  | 8,932,218  | 8,935,317  | 9,013,001  | 9,010,668  | 9,014,940  | ***         |
|  |          | 1986                                       | 9,207,129  | 9,372,427  | 9,310,837  | 9,284,944  | 9,220,131  | 9,046,210  | 9,025,139  | 9,075,830  | 9,144,209  | 9,154,328  | 9,201,334  | 9,028,137  | ***         |
|  |          | 1987                                       | 9,224,011  | 9,297,340  | 9,245,220  | 9,178,864  | 9,157,686  |            |            |            |            |            |            |            | ***         |
| Finished products - Produits finis   | D 317481 | 1983                                       | 11,453,504 | 11,648,644 | 11,666,916 | 11,536,763 | 11,214,858 | 11,009,109 | 10,691,835 | 10,763,929 | 10,845,641 | 10,864,821 | 10,905,353 | 10,921,125 | ***         |
|  |          | 1984                                       | 11,225,368 | 11,500,322 | 11,685,858 | 11,776,441 | 11,598,408 | 11,621,766 | 11,623,371 | 11,549,326 | 11,517,001 | 11,442,336 | 11,508,746 | 11,582,373 | ***         |
|  |          | 1985                                       | 12,062,829 | 12,264,155 | 12,548,281 | 12,414,341 | 12,192,504 | 12,045,644 | 11,957,435 | 12,238,815 | 12,169,752 | 12,135,865 | 12,181,058 | 11,960,779 | ***         |
|  |          | 1986                                       | 12,101,640 | 12,519,176 | 12,357,223 | 12,418,326 | 12,267,506 | 12,074,320 | 11,904,593 | 11,797,801 | 11,747,032 | 11,664,924 | 11,743,748 | 11,486,791 | ***         |
|  |          | 1987                                       | 11,830,033 | 12,058,967 | 12,089,301 | 12,251,607 | 12,134,643 |            |            |            |            |            |            |            | ***         |
| Adjusted for seasonal variation(1) -<br>Chiffres désaisonnalisés(1):<br>Shipments - Livraisons | D 315674 | 1983                                       | 15,705,117 | 15,952,007 | 16,034,017 | 16,483,155 | 16,691,121 | 16,881,915 | 17,073,764 | 16,854,009 | 17,546,975 | 18,091,387 | 17,984,270 | 18,027,250 | ***         |
|  |          | 1984                                       | 18,568,011 | 18,260,989 | 18,758,754 | 18,673,082 | 18,832,130 | 19,047,711 | 19,075,746 | 19,326,240 | 19,277,045 | 19,228,364 | 19,514,685 | 19,659,757 | ***         |
|  |          | 1985                                       | 19,362,249 | 19,678,837 | 19,844,732 | 19,942,476 | 20,123,752 | 20,297,400 | 20,551,737 | 20,665,265 | 20,899,878 | 20,857,978 | 21,139,046 | 21,261,643 | ***         |
|  |          | 1986                                       | 21,174,014 | 21,262,023 | 20,930,698 | 20,992,514 | 20,697,932 | 20,347,074 | 20,771,948 | 20,414,253 | 20,565,281 | 20,879,547 | 20,788,566 | 21,216,168 | ***         |
|  |          | 1987                                       | 21,154,003 | 21,489,776 | 21,112,490 | 21,127,363 | 21,188,458 |            |            |            |            |            |            |            | ***         |
| New orders - Nouvelles commandes   | D 316029 | 1983                                       | 15,981,568 | 16,098,733 | 16,006,920 | 16,581,870 | 16,888,585 | 16,687,347 | 17,254,567 | 17,268,172 | 21,232,011 | 18,027,563 | 17,979,493 | 18,219,386 | ***         |
|  |          | 1984                                       | 18,799,487 | 18,555,494 | 19,153,723 | 18,856,773 | 19,378,621 | 19,440,985 | 18,823,447 | 19,588,593 | 18,929,642 | 19,365,743 | 19,253,582 | 20,009,525 | ***         |
|  |          | 1985                                       | 19,519,057 | 19,474,729 | 20,301,968 | 19,892,143 | 20,428,344 | 20,485,334 | 20,636,192 | 20,756,323 | 20,651,367 | 20,825,403 | 21,033,265 | 21,251,983 | ***         |
|  |          | 1986                                       | 21,392,241 | 21,492,314 | 20,934,050 | 21,107,692 | 20,670,367 | 20,298,619 | 20,774,367 | 19,953,295 | 20,508,246 | 20,826,559 | 20,768,592 | 21,380,060 | ***         |
|  |          | 1987                                       | 20,766,986 | 21,538,652 | 21,023,978 | 21,297,754 | 21,476,742 |            |            |            |            |            |            |            | ***         |
| Unfilled orders - Commandes en carnet  | D 316384 | 1983                                       | 16,911,308 | 17,058,034 | 17,030,937 | 17,129,657 | 17,327,116 | 17,132,548 | 17,313,351 | 17,727,514 | 2          |            |            |            |             |

TABLE 2. Estimated Value of Shipments, Orders and Inventory, in All Manufacturing Industries

TABLEAU 2. Valeur estimative des livraisons, commandes et stocks de toutes les industries manufacturières

|   |          | Months - Mois                              |            |            |            |            |            |            |            |            |            |            |            | Total |
|---|----------|--|------------|------------|------------|------------|------------|------------|------------|------------|------------|------------|------------|-------|
|   |          | Jan  | Feb        | March      | April      | May        | June       | July       | Aug        | Sept       | Oct        | Nov        | Dec        |       |
|   |          | Janv.                                      | Fév.       | Mars       | Avril      | Mai        | Juin       | Juill.     | Août       | Sept.      | Oct.       | Nov.       | Déc.       |       |
|   |          | thousands of dollars - milliers de dollars |            |            |            |            |            |            |            |            |            |            |            |       |
| Inventory held - Total - Des stocks détenus | 1983     | 32,491,208                                 | 32,343,375 | 31,975,765 | 31,999,196 | 31,899,524 | 31,240,372 | 31,167,252 | 31,398,220 | 31,515,728 | 31,740,870 | 31,862,319 | 32,142,842 |       |
|   | 1984     | 32,497,076                                 | 32,551,044 | 32,809,440 | 33,307,445 | 33,485,445 | 33,523,458 | 33,762,151 | 33,837,631 | 33,942,057 | 34,289,174 | 34,191,729 | 34,704,994 |       |
|   | 1985     | 34,819,236                                 | 34,760,615 | 34,897,273 | 34,937,176 | 34,796,767 | 35,098,413 | 35,237,778 | 35,487,402 | 35,544,040 | 35,561,440 | 35,639,477 | 35,679,484 |       |
|   | 1986     | 35,535,942                                 | 35,927,155 | 35,404,064 | 35,372,898 | 35,401,706 | 35,329,424 | 35,346,483 | 35,209,456 | 35,164,004 | 35,109,485 | 35,234,788 | 35,082,500 |       |
|   | D 316739 | 1987                                       | 35,048,749 | 35,036,468 | 34,875,387 | 35,134,403 | 35,367,625 |            |            |            |            |            |            |       |
| Raw materials - Matières premières          | 1983     | 13,262,370                                 | 13,156,565 | 12,989,527 | 12,988,752 | 13,118,834 | 12,632,222 | 12,672,319 | 12,752,317 | 12,778,085 | 12,908,460 | 12,964,670 | 13,075,829 |       |
|   | 1984     | 13,329,660                                 | 13,280,395 | 13,373,067 | 13,755,737 | 13,906,469 | 13,843,174 | 13,987,392 | 14,059,316 | 14,057,415 | 14,299,616 | 14,083,753 | 14,197,825 |       |
|   | 1985     | 14,117,322                                 | 13,987,046 | 14,065,881 | 14,184,600 | 14,019,284 | 14,208,193 | 14,269,614 | 14,191,301 | 14,339,129 | 14,297,794 | 14,310,363 | 14,216,712 |       |
|   | 1986     | 14,253,166                                 | 14,364,973 | 14,147,825 | 14,064,747 | 14,056,558 | 14,161,349 | 14,137,207 | 14,194,400 | 14,159,775 | 14,179,751 | 14,164,313 | 14,078,683 |       |
|   | D 317094 | 1987                                       | 14,010,326 | 13,967,929 | 13,931,672 | 14,051,289 | 14,209,434 |            |            |            |            |            |            |       |
| Goods in process - Produits en cours        | 1983     | 7,796,028                                  | 7,758,903  | 7,729,192  | 7,796,453  | 7,681,597  | 7,638,661  | 7,660,848  | 7,751,092  | 7,743,507  | 7,766,488  | 7,811,593  | 7,840,764  |       |
|   | 1984     | 7,954,265                                  | 7,993,553  | 8,139,102  | 8,116,289  | 8,124,197  | 8,103,075  | 8,000,590  | 8,087,504  | 8,198,927  | 8,324,383  | 8,412,073  | 8,597,118  |       |
|   | 1985     | 8,657,849                                  | 8,759,790  | 8,684,662  | 8,689,248  | 8,733,842  | 8,878,730  | 8,871,615  | 8,916,191  | 8,860,527  | 8,900,846  | 8,963,301  | 9,158,427  |       |
|   | 1986     | 9,188,192                                  | 9,295,343  | 9,238,679  | 9,265,498  | 9,259,053  | 9,167,020  | 9,180,177  | 9,056,635  | 9,065,892  | 9,038,078  | 9,149,555  | 9,175,654  |       |
|   | O 317449 | 1987                                       | 9,207,871  | 9,223,283  | 9,184,293  | 9,163,033  | 9,200,974  |            |            |            |            |            |            |       |
| Finished products - Produits finis          | 1983     | 11,432,810                                 | 11,427,907 | 11,257,046 | 11,213,991 | 11,099,093 | 10,969,489 | 10,834,085 | 10,894,811 | 10,994,136 | 11,065,922 | 11,086,056 | 11,276,249 |       |
|   | 1984     | 11,213,151                                 | 11,777,096 | 11,297,271 | 11,435,419 | 11,454,779 | 11,577,209 | 11,774,169 | 11,690,811 | 11,685,720 | 11,665,175 | 11,695,903 | 11,910,051 |       |
|   | 1985     | 12,044,065                                 | 12,013,779 | 12,146,730 | 12,063,328 | 12,043,641 | 12,011,490 | 12,096,549 | 12,379,910 | 12,344,384 | 12,362,800 | 12,365,808 | 12,304,345 |       |
|   | 1986     | 12,094,584                                 | 12,266,839 | 12,017,560 | 12,042,653 | 12,086,095 | 12,001,055 | 12,029,099 | 11,958,421 | 11,938,337 | 11,891,656 | 11,920,920 | 11,828,163 |       |
|   | D 317804 | 1987                                       | 11,830,552 | 11,845,256 | 11,759,422 | 11,920,081 | 11,957,217 |            |            |            |            |            |            |       |

See footnotes at end of statistical tables - Voir notes à la fin des tableaux statistiques



TABLE 3. Estimated Value of Shipments, Orders and Inventory in Manufacturing Industries Grouped According to the Standard Industrial Classification

TABLEAU 3. Valeur estimative des livraisons, commandes et stocks des industries manufacturières groupées d'après la classification type des industries

|   |   | Month - Mois                               |            |            |            |            |            |            |            |            |            |            |            | Total      |             |
|---|---|--|------------|------------|------------|------------|------------|------------|------------|------------|------------|------------|------------|------------|-------------|
|   |   | Jan.                                       | Feb.       | March      | April      | May        | June       | July       | Aug.       | Sept.      | Oct.       | Nov.       | Dec.       |            |             |
|   |   | Janv.                                      | Fev.       | Mars       | Avril      | Mai        | Juin       | Juil.      | Août       | Sept.      | Oct.       | Nov.       | Dec.       |            |             |
|   |   | Thousands of dollars - milliers de dollars |            |            |            |            |            |            |            |            |            |            |            |            |             |
| <b>NON-DURABLE - BIENS NON DURABLES:</b>                                    |   |  |            |            |            |            |            |            |            |            |            |            |            |            |             |
| Unadjusted for seasonal variation -<br>Chiffres non desaisonnalisés         |   | 1983                                       | 8,760,600  | 8,568,683  | 9,547,023  | 8,965,453  | 9,581,499  | 10,046,940 | 9,028,392  | 9,819,889  | 10,124,617 | 10,066,185 | 9,998,251  | 9,344,787  | 113,354,319 |
| Shipments - Livraisons  |   | 1984                                       | 9,225,012  | 9,539,636  | 10,326,670 | 9,791,330  | 10,806,576 | 10,799,419 | 9,817,022  | 10,473,352 | 10,445,644 | 10,299,705 | 10,646,393 | 9,802,817  | 122,473,575 |
| D 315352  |   | 1985                                       | 9,757,595  | 9,819,792  | 10,582,649 | 10,406,700 | 11,014,695 | 10,921,512 | 10,313,330 | 10,749,730 | 10,967,383 | 11,018,916 | 11,014,801 | 10,644,409 | 127,491,512 |
|   |   | 1986                                       | 10,286,351 | 10,447,734 | 10,702,941 | 10,699,206 | 10,874,526 | 10,942,742 | 10,336,193 | 10,432,885 | 10,993,608 | 11,177,327 | 10,559,460 | 10,614,911 | 128,127,884 |
|   |   | 1987                                       | 9,987,516  | 10,253,669 | 11,064,845 | 10,889,159 | 11,082,350 |            |            |            |            |            |            |            |             |
| <b>New orders - Nouvelles commandes</b>                                     |   | 1983                                       | 8,407,866  | 8,626,092  | 9,564,338  | 9,044,159  | 9,677,737  | 9,959,672  | 9,064,495  | 9,845,661  | 10,086,701 | 10,067,342 | 9,991,873  | 9,296,318  | 113,354,319 |
|   |   | 1984                                       | 9,134,507  | 9,618,783  | 10,421,382 | 9,855,343  | 10,947,054 | 10,731,007 | 9,819,878  | 10,481,743 | 10,417,515 | 10,664,504 | 10,573,840 | 9,820,010  | 122,473,575 |
|   |   | 1985                                       | 9,827,543  | 9,854,278  | 10,618,324 | 10,349,383 | 11,151,636 | 10,862,879 | 10,324,060 | 10,788,494 | 10,934,429 | 11,327,934 | 10,937,471 | 10,586,760 | 127,491,512 |
|   |   | 1986                                       | 10,407,463 | 10,408,838 | 10,813,678 | 10,671,422 | 10,934,888 | 10,969,486 | 10,309,799 | 10,397,903 | 10,959,610 | 11,207,818 | 10,651,750 | 10,576,742 | 128,127,884 |
| D 315707  |   | 1987                                       | 10,026,867 | 10,245,502 | 11,214,336 | 10,958,238 | 11,196,956 |            |            |            |            |            |            |            |             |
| <b>Unfilled orders - Commandes en carnet</b>                                |   | 1983                                       | 1,726,694  | 1,784,103  | 1,801,418  | 1,880,124  | 1,974,362  | 1,887,094  | 1,923,197  | 1,948,969  | 1,911,053  | 1,907,210  | 1,900,832  | 1,852,363  | 113,354,319 |
|   |   | 1984                                       | 1,961,858  | 2,041,005  | 2,135,717  | 2,199,730  | 2,340,208  | 2,271,796  | 2,274,652  | 2,283,043  | 2,254,915  | 2,119,714  | 2,047,161  | 2,074,154  | 122,473,575 |
|   |   | 1985                                       | 2,144,302  | 2,178,738  | 2,214,413  | 2,157,096  | 2,294,037  | 2,235,404  | 2,246,134  | 2,284,898  | 2,251,944  | 2,280,962  | 2,203,632  | 2,145,983  | 127,491,512 |
|   |   | 1986                                       | 2,267,095  | 2,228,199  | 2,356,936  | 2,329,152  | 2,389,514  | 2,416,258  | 2,389,864  | 2,294,882  | 2,260,884  | 2,291,375  | 2,383,665  | 2,345,496  | 128,127,884 |
| D 316062  |   | 1987                                       | 2,384,847  | 2,376,680  | 2,526,171  | 2,595,250  | 2,709,856  |            |            |            |            |            |            |            |             |
| <b>Inventory owned - Total - Des stocks possédés</b>                        |   | 1983                                       | 15,810,671 | 15,845,618 | 15,827,799 | 15,584,233 | 15,095,284 | 14,635,249 | 14,583,745 | 14,723,556 | 14,798,367 | 14,875,041 | 14,816,218 | 14,772,121 | 113,354,319 |
|   |   | 1984                                       | 15,796,047 | 15,443,208 | 15,678,854 | 15,823,184 | 15,573,084 | 15,518,011 | 15,723,865 | 15,808,193 | 15,688,233 | 15,835,894 | 15,765,805 | 15,998,945 | 122,473,575 |
|   |   | 1985                                       | 16,463,977 | 16,439,271 | 16,672,380 | 16,543,822 | 16,175,223 | 16,149,952 | 16,252,226 | 16,527,911 | 16,404,362 | 16,404,661 | 16,420,866 | 16,019,371 | 127,491,512 |
|   |   | 1986                                       | 16,210,045 | 16,697,050 | 16,206,139 | 16,064,409 | 15,888,552 | 15,662,295 | 15,631,388 | 15,691,820 | 15,569,084 | 15,526,772 | 15,526,154 | 15,283,471 | 128,127,884 |
| D 317837  |   | 1987                                       | 15,613,696 | 15,791,858 | 15,829,211 | 16,117,743 | 16,195,868 |            |            |            |            |            |            |            |             |
| <b>Raw materials - Matières premières</b>                                   |   | 1983                                       | 6,600,803  | 6,502,887  | 6,449,766  | 6,449,814  | 6,302,781  | 6,118,608  | 6,205,072  | 6,204,944  | 6,158,013  | 6,291,937  | 6,229,375  | 6,286,040  | 113,354,319 |
|   |   | 1984                                       | 6,504,537  | 6,477,950  | 6,560,667  | 6,748,836  | 6,727,235  | 6,585,855  | 6,725,824  | 6,666,090  | 6,587,108  | 6,797,191  | 6,648,626  | 6,717,337  | 122,473,575 |
|   |   | 1985                                       | 6,867,782  | 6,716,402  | 6,803,519  | 6,917,458  | 6,810,898  | 6,844,717  | 6,902,220  | 6,852,978  | 6,876,135  | 6,939,537  | 6,952,793  | 6,796,518  | 127,491,512 |
|   |   | 1986                                       | 6,847,351  | 7,003,928  | 6,817,407  | 6,738,928  | 6,659,437  | 6,678,080  | 6,629,742  | 6,625,261  | 6,562,459  | 6,622,350  | 6,560,945  | 6,576,942  | 128,127,884 |
| D 316772  |   | 1987                                       | 6,661,495  | 6,644,834  | 6,669,362  | 6,781,723  | 6,861,376  |            |            |            |            |            |            |            |             |
| <b>Goods in process - Produits en cours</b>                                 |   | 1983                                       | 2,247,130  | 2,259,307  | 2,313,432  | 2,253,184  | 2,222,370  | 2,176,189  | 2,092,980  | 2,174,724  | 2,205,396  | 2,193,504  | 2,193,979  | 2,178,583  | 113,354,319 |
|   |   | 1984                                       | 2,237,018  | 2,276,228  | 2,352,229  | 2,293,503  | 2,322,951  | 2,289,457  | 2,231,234  | 2,288,519  | 2,259,433  | 2,260,392  | 2,278,704  | 2,306,203  | 122,473,575 |
|   |   | 1985                                       | 2,359,016  | 2,401,529  | 2,375,624  | 2,318,125  | 2,343,633  | 2,363,480  | 2,351,716  | 2,351,723  | 2,308,026  | 2,309,106  | 2,305,540  | 2,281,884  | 127,491,512 |
|   |   | 1986                                       | 2,289,587  | 2,367,506  | 2,269,163  | 2,250,318  | 2,257,267  | 2,212,688  | 2,222,798  | 2,220,876  | 2,213,834  | 2,230,574  | 2,220,001  | 2,191,769  | 128,127,884 |
| D 317177  |   | 1987                                       | 2,226,438  | 2,277,884  | 2,286,204  | 2,313,751  | 2,366,521  |            |            |            |            |            |            |            |             |
| <b>Finished products - Produits finis</b>                                   |   | 1983                                       | 6,962,738  | 7,083,424  | 7,064,601  | 6,881,235  | 6,570,133  | 6,390,452  | 6,285,693  | 6,343,888  | 6,434,958  | 6,389,600  | 6,392,864  | 6,307,498  | 113,354,319 |
|   |   | 1984                                       | 6,554,492  | 6,689,030  | 6,765,958  | 6,780,845  | 6,522,898  | 6,642,699  | 6,766,807  | 6,853,584  | 6,841,692  | 6,778,311  | 6,838,475  | 6,975,405  | 122,473,575 |
|   |   | 1985                                       | 7,237,179  | 7,321,340  | 7,493,237  | 7,308,239  | 7,020,692  | 6,941,755  | 6,998,290  | 7,323,210  | 7,220,201  | 7,156,018  | 7,167,533  | 6,940,969  | 127,491,512 |
|   |   | 1986                                       | 7,073,107  | 7,325,626  | 7,119,569  | 7,075,163  | 6,971,848  | 6,771,527  | 6,778,848  | 6,845,683  | 6,797,791  | 6,673,848  | 6,745,208  | 6,514,760  | 128,127,884 |
| D 317482  |   | 1987                                       | 6,725,763  | 6,869,140  | 6,873,845  | 7,022,269  | 6,967,971  |            |            |            |            |            |            |            |             |
| <b>Adjusted for seasonal variation(1) -<br/>Chiffres désaisonnalisés(1)</b> |   | 1983                                       | 9,063,643  | 9,121,262  | 9,134,151  | 9,239,883  | 9,285,079  | 9,491,177  | 9,520,981  | 9,619,918  | 9,697,189  | 9,909,209  | 9,742,109  | 9,645,325  | 113,354,319 |
| Shipments - Livraisons  |   | 1984                                       | 9,890,201  | 9,808,200  | 10,032,954 | 10,139,517 | 10,342,416 | 10,279,130 | 10,208,800 | 10,252,861 | 10,341,969 | 10,312,894 | 10,366,692 | 10,299,694 | 122,473,575 |
|   |   | 1985                                       | 10,354,988 | 10,441,013 | 10,442,388 | 10,543,112 | 10,575,986 | 10,582,803 | 10,622,659 | 10,643,228 | 10,749,086 | 10,748,539 | 10,882,096 | 10,935,797 | 127,491,512 |
|   |   | 1986                                       | 10,945,474 | 11,092,320 | 10,679,945 | 10,777,871 | 10,522,626 | 10,455,264 | 10,607,376 | 10,552,872 | 10,551,620 | 10,646,305 | 10,624,358 | 10,874,445 | 128,127,884 |
| D 315675  | 3 | 1987                                       | 10,794,964 | 10,885,786 | 10,796,183 | 11,017,091 | 10,886,373 |            |            |            |            |            |            |            |             |
| <b>New orders - Nouvelles commandes</b>                                     |   | 1983                                       | 9,136,542  | 9,155,673  | 9,092,661  | 9,324,073  | 9,313,850  | 9,464,727  | 9,547,714  | 9,669,847  | 9,701,329  | 9,934,507  | 9,797,742  | 9,634,891  | 113,354,319 |
|   |   | 1984                                       | 9,905,097  | 9,845,407  | 10,067,088 | 10,222,958 | 10,399,054 | 10,272,535 | 10,199,078 | 10,294,667 | 10,365,479 | 10,208,534 | 10,349,606 | 10,369,552 | 122,473,575 |
|   |   | 1985                                       | 10,346,541 | 10,445,988 | 10,381,445 | 10,511,176 | 10,629,101 | 10,583,322 | 10,635,670 | 10,709,545 | 10,762,433 | 10,815,549 | 10,849,936 | 10,923,858 | 127,491,512 |
|   |   | 1986                                       | 10,984,432 | 11,025,601 | 10,714,264 | 10,775,578 | 10,481,432 | 10,551,143 | 10,566,756 | 10,509,216 | 10,561,797 | 10,718,240 | 10,766,025 | 10,942,279 | 128,127,884 |
| D 316010  | 4 | 1987                                       | 10,698,236 | 10,829,695 | 10,845,649 | 11,131,916 | 10,872,768 |            |            |            |            |            |            |            |             |
| <b>Unfilled orders - Commandes en carnet</b>                                |   | 1983                                       | 1,762,624  | 1,797,035  | 1,755,545  | 1,839,735  | 1,868,506  | 1,842,056  | 1,868,289  | 1,918,218  | 1,922,358  | 1,947,656  | 2,003,289  | 1,992,855  | 113,354,319 |
|   |   | 1984                                       | 2,007,751  | 2,044,958  | 2,079,092  | 2,162,533  | 2,219,171  | 2,212,576  | 2,202,854  | 2,244,660  | 2,268,170  | 2,163,810  | 2,146,724  | 2,216,582  | 122,473,575 |
|   |   | 1985                                       | 2,208,135  | 2,213,110  | 2,152,167  | 2,120,231  | 2,173,346  | 2,173,865  | 2,186,876  | 2,253,193  | 2,266,540  | 2,333,550  | 2,301,390  | 2,289,451  | 127,491,512 |
|   |   | 1986                                       | 2,328,459  | 2,261,740  | 2,296,459  | 2,294,166  | 2,252,972  | 2,348,851  | 2,308,231  | 2,264,575  | 2,274,702  | 2,346,637  | 2,488,304  | 2,556,088  | 128,127,884 |
| D 316385  | 2 | 1987                                       | 2,459,360  | 2,403,269  | 2,452,735  | 2,567,560  | 2,553,955  |            |            |            |            |            |            |            |             |
| <b>Inventory owned - Total - Des stocks possédés</b>                        |   | 1983                                       | 15,635,581 | 15,543,945 | 15,359,180 | 15,391,029 | 15,172,478 | 14,818,236 | 14,784,495 | 14,793,202 | 14,925,410 | 14,989,096 | 14,900,826 | 14,978,191 | 113,354,319 |
|   |   | 1984                                       | 15,141,755 | 15,159,197 | 15,257,506 | 15,620,572 | 15,634,874 | 15,707,622 | 15,924,985 | 15,868,799 | 15,817,385 | 15,962,964 | 15,859,607 | 16,238,384 | 122,473,575 |
|   |   | 1985                                       | 16,312,403 | 16,132,408 | 16,246,965 | 16,326,420 | 16,220,298 | 16,343,666 | 16,449,873 | 16,578,327 | 16,551,602 | 16,539,844 | 16,515,320 | 16,261,926 | 127,491,512 |
|   |   | 1986                                       | 16,081,696 | 16,393,710 | 15,837,244 | 15,839,293 | 15,908,309 | 15,810,770 | 15,809,461 | 15,754,229 | 15,730,840 | 15,650,171 | 15,602,118 | 15,520,791 | 128,127,884 |
| D 318160  | 2 | 1987                                       | 15,504,021 | 15,535,640 | 15,491,143 | 15,91      |            |            |            |            |            |            |            |            |             |

TABLE 3. Estimated Value of Shipments, Orders and Inventory in Manufacturing Industries Grouped According to the Standard Industrial Classification

TABLEAU 3. Valeur estimative des livraisons, commandes et stocks des industries manufacturières groupées d'après la classification type des industries

|   |          | Month - Mois                               |            |               |                |            |             |               |             |            |            |            |            | Total       |
|---|----------|--|------------|---------------|----------------|------------|-------------|---------------|-------------|------------|------------|------------|------------|-------------|
|   |          | Jan<br>Janv                                | Feb<br>Fév | March<br>Mars | April<br>Avril | May<br>Mai | June<br>Jun | July<br>Juill | Aug<br>Août | Sept       | Oct        | Nov        | Dec<br>Déc |             |
|   |          | thousands of dollars - milliers de dollars |            |               |                |            |             |               |             |            |            |            |            |             |
| <b>DURABLE - BIENS DURABLES:</b>  |          |  |            |               |                |            |             |               |             |            |            |            |            |             |
| Unadjusted for seasonal variation -<br>Chiffres non désaisonnalisés<br>Shipments - Livraisons   | 1983     | 6,040,970                                  | 6,382,146  | 7,662,325     | 7,266,150      | 7,876,407  | 8,369,748   | 6,574,086     | 7,015,060   | 8,192,712  | 8,376,292  | 8,523,734  | 7,435,302  | 89,664,432  |
|   | 1984     | 8,127,089                                  | 8,326,544  | 9,425,731     | 8,704,878      | 9,295,933  | 9,562,062   | 7,857,179     | 8,691,735   | 8,925,025  | 9,474,484  | 9,439,914  | 8,188,165  | 106,018,189 |
|   | 1985     | 8,657,992                                  | 8,713,533  | 9,869,200     | 9,768,259      | 10,437,087 | 10,407,861  | 8,994,916     | 9,361,324   | 10,167,283 | 10,762,614 | 10,328,033 | 9,211,534  | 116,879,636 |
|   | 1986     | 9,794,682                                  | 9,609,887  | 10,443,207    | 10,983,716     | 11,369,765 | 10,843,223  | 9,304,488     | 9,053,348   | 10,406,647 | 10,881,063 | 10,080,840 | 9,487,106  | 121,733,747 |
|   | D 315496 | 1987                                       | 9,596,117  | 10,009,306    | 10,967,251     | 10,588,052 | 10,703,670  |               |             |            |            |            |            |             |
| New orders - Nouvelles commandes  | 1983     | 6,543,755                                  | 6,633,700  | 7,649,080     | 7,282,209      | 7,973,554  | 8,107,268   | 6,683,839     | 7,514,879   | 11,899,475 | 8,221,927  | 8,557,491  | 7,195,775  |             |
|   | 1984     | 8,740,662                                  | 8,707,772  | 9,727,665     | 8,735,214      | 9,656,264  | 9,836,217   | 7,594,628     | 9,086,377   | 8,639,624  | 9,706,764  | 9,217,900  | 8,052,551  |             |
|   | 1985     | 9,185,869                                  | 8,607,741  | 10,368,748    | 9,654,052      | 10,626,254 | 10,439,852  | 9,003,525     | 9,636,390   | 10,148,332 | 10,662,283 | 10,193,757 | 8,868,647  |             |
|   | 1986     | 10,282,556                                 | 10,091,267 | 10,443,080    | 10,985,131     | 10,823,414 | 10,549,175  | 9,253,333     | 8,918,938   | 10,328,273 | 10,775,346 | 9,797,588  | 9,252,077  |             |
|   | D 315853 | 1987                                       | 9,617,911  | 10,308,414    | 10,887,365     | 10,525,498 | 10,950,339  |               |             |            |            |            |            |             |
| Unfilled orders - Commandes en carnet   | 1983     | 15,141,239                                 | 15,382,793 | 15,369,548    | 15,385,607     | 15,482,754 | 15,220,774  | 15,330,577    | 15,830,346  | 19,537,109 | 19,432,744 | 19,466,501 | 19,276,974 |             |
|   | 1984     | 19,840,547                                 | 20,221,775 | 20,524,209    | 20,554,595     | 20,914,926 | 21,189,081  | 20,926,530    | 21,321,172  | 21,035,771 | 21,268,051 | 21,046,037 | 20,910,423 |             |
|   | 1985     | 21,438,300                                 | 21,332,508 | 21,832,056    | 21,717,849     | 21,907,016 | 21,939,007  | 21,947,616    | 22,222,682  | 22,003,731 | 21,903,900 | 21,769,619 | 21,426,737 |             |
|   | 1986     | 21,914,606                                 | 22,395,986 | 22,385,859    | 22,387,774     | 22,367,465 | 22,071,600  | 22,020,445    | 21,886,035  | 21,807,661 | 21,701,744 | 21,418,492 | 21,183,463 |             |
|   | D 316206 | 1987                                       | 21,205,257 | 21,504,365    | 21,424,479     | 21,361,925 | 21,608,594  |               |             |            |            |            |            |             |
| Inventory owned - Total - Des stocks possédés   | 1983     | 15,639,651                                 | 15,654,970 | 15,554,652    | 15,534,488     | 15,591,283 | 15,239,177  | 15,004,830    | 15,169,361  | 15,294,768 | 15,360,482 | 15,495,455 | 15,776,163 |             |
|   | 1984     | 16,065,984                                 | 16,267,618 | 16,451,731    | 16,605,968     | 16,854,595 | 16,764,617  | 16,651,456    | 16,716,872  | 16,918,503 | 17,032,027 | 16,848,466 | 16,913,518 |             |
|   | 1985     | 17,008,410                                 | 17,234,122 | 17,297,200    | 17,797,988     | 17,265,642 | 17,376,321  | 17,244,239    | 17,384,460  | 17,490,699 | 17,508,152 | 17,457,232 | 17,608,314 |             |
|   | 1986     | 17,695,808                                 | 17,909,968 | 17,825,642    | 17,868,554     | 17,820,303 | 17,830,803  | 17,646,955    | 17,659,990  | 17,681,828 | 17,678,519 | 17,776,282 | 17,650,609 |             |
|   | D 317981 | 1987                                       | 17,751,031 | 17,836,990    | 17,695,294     | 17,649,641 | 17,614,779  |               |             |            |            |            |            |             |
| Inventory held but not owned - Stocks détenus mais non possédés                                 | 1983     | 1,084,048                                  | 1,128,034  | 1,100,851     | 1,165,472      | 1,253,705  | 1,266,996   | 1,350,565     | 1,415,431   | 1,382,608  | 1,430,384  | 1,373,779  | 1,174,797  |             |
|   | 1984     | 1,176,771                                  | 1,136,768  | 1,152,755     | 1,193,600      | 1,135,239  | 1,144,489   | 1,151,031     | 1,225,208   | 1,264,244  | 1,336,317  | 1,399,299  | 1,329,575  |             |
|   | 1985     | 1,391,482                                  | 1,394,710  | 1,385,271     | 1,418,432      | 1,459,741  | 1,476,713   | 1,514,409     | 1,503,630   | 1,556,281  | 1,538,436  | 1,570,062  | 1,558,748  |             |
|   | 1986     | 1,658,491                                  | 1,646,598  | 1,748,723     | 1,801,608      | 1,874,160  | 1,785,889   | 1,848,385     | 1,771,158   | 1,808,457  | 1,800,554  | 1,759,817  | 1,650,262  |             |
|   | D 318192 | 1987                                       | 1,696,849  | 1,705,932     | 1,716,725      | 1,696,205  | 1,683,894   |               |             |            |            |            |            |             |
| Inventory held - Total - Des stocks détenus   | 1983     | 16,723,699                                 | 16,783,004 | 16,655,503    | 16,699,960     | 16,844,988 | 16,506,173  | 16,355,395    | 16,584,792  | 16,637,376 | 16,790,866 | 16,869,234 | 16,950,960 |             |
|   | 1984     | 17,242,705                                 | 17,404,386 | 17,604,486    | 17,799,568     | 17,989,834 | 17,909,106  | 17,802,487    | 17,942,080  | 18,182,747 | 18,368,344 | 18,247,765 | 18,243,093 |             |
|   | 1985     | 18,399,892                                 | 18,628,832 | 18,682,472    | 18,716,420     | 18,725,383 | 18,853,034  | 18,758,648    | 18,888,090  | 19,046,980 | 19,046,588 | 19,027,294 | 19,167,062 |             |
|   | 1986     | 19,354,299                                 | 19,556,566 | 19,574,365    | 19,670,162     | 19,644,463 | 19,616,692  | 19,495,340    | 19,431,148  | 19,490,285 | 19,479,073 | 19,536,099 | 19,300,871 |             |
|   | D 316561 | 1987                                       | 19,447,880 | 19,547,927    | 19,412,019     | 19,345,846 | 19,298,673  |               |             |            |            |            |            |             |
| Raw materials - Matières premières  | 1983     | 6,687,741                                  | 6,651,793  | 6,534,937     | 6,477,183      | 6,768,580  | 6,493,875   | 6,511,505     | 6,582,680   | 6,626,526  | 6,631,583  | 6,698,126  | 6,796,326  |             |
|   | 1984     | 6,847,535                                  | 6,804,021  | 6,803,623     | 6,960,747      | 7,148,491  | 7,246,649   | 7,322,578     | 7,445,586   | 7,498,388  | 7,530,907  | 7,398,008  | 7,482,692  |             |
|   | 1985     | 7,260,329                                  | 7,259,484  | 7,226,460     | 7,222,822      | 7,200,161  | 7,266,468   | 7,434,059     | 7,391,990   | 7,470,137  | 7,356,855  | 7,303,641  | 7,414,195  |             |
|   | 1986     | 7,408,223                                  | 7,358,099  | 7,295,037     | 7,292,372      | 7,385,942  | 7,480,376   | 7,567,253     | 7,624,076   | 7,605,669  | 7,564,243  | 7,556,726  | 7,492,472  |             |
|   | D 316916 | 1987                                       | 7,346,037  | 7,333,640     | 7,237,346      | 7,251,394  | 7,340,836   |               |             |            |            |            |            |             |
| Goods in process - Produits en cours  | 1983     | 5,545,192                                  | 5,565,991  | 5,518,251     | 5,567,749      | 5,431,683  | 5,393,640   | 5,437,749     | 5,582,071   | 5,600,167  | 5,684,063  | 5,658,619  | 5,541,007  |             |
|   | 1984     | 5,724,294                                  | 5,789,072  | 5,880,963     | 5,841,225      | 5,765,833  | 5,683,390   | 5,623,345     | 5,800,752   | 6,009,050  | 6,173,417  | 6,179,486  | 6,153,483  |             |
|   | 1985     | 6,313,913                                  | 6,426,534  | 6,400,966     | 6,387,496      | 6,353,411  | 6,382,677   | 6,365,445     | 6,580,495   | 6,627,291  | 6,709,899  | 6,705,128  | 6,733,057  |             |
|   | 1986     | 6,917,543                                  | 7,004,917  | 7,041,675     | 7,034,676      | 6,962,864  | 6,833,523   | 6,802,341     | 6,854,954   | 6,930,375  | 6,973,753  | 6,981,333  | 6,836,368  |             |
|   | D 317271 | 1987                                       | 6,997,573  | 7,019,456     | 6,959,016      | 6,865,113  | 6,791,165   |               |             |            |            |            |            |             |
| Finished products - Produits finis  | 1983     | 4,490,766                                  | 4,565,220  | 4,602,315     | 4,655,528      | 4,644,725  | 4,618,658   | 4,406,141     | 4,420,041   | 4,410,683  | 4,475,220  | 4,512,489  | 4,613,627  |             |
|   | 1984     | 4,670,876                                  | 4,811,293  | 4,919,900     | 4,995,596      | 5,075,510  | 4,979,067   | 4,856,564     | 4,695,742   | 4,675,309  | 4,664,075  | 4,670,271  | 4,606,918  |             |
|   | 1985     | 4,825,650                                  | 4,942,814  | 5,055,045     | 5,106,102      | 5,171,811  | 5,103,889   | 4,959,144     | 4,915,605   | 4,949,552  | 4,979,838  | 5,018,525  | 5,019,810  |             |
|   | 1986     | 5,028,533                                  | 5,193,550  | 5,237,653     | 5,343,164      | 5,295,657  | 5,302,793   | 5,125,746     | 4,952,118   | 4,954,241  | 4,991,077  | 4,998,040  | 4,972,031  |             |
|   | D 317626 | 1987                                       | 5,104,270  | 5,189,826     | 5,215,657      | 5,229,339  | 5,166,672   |               |             |            |            |            |            |             |
| Adjusted for seasonal variation (1) -<br>Chiffres désaisonnalisés (1)<br>Shipments - Livraisons | 1983     | 6,641,474                                  | 6,830,745  | 6,899,866     | 7,243,272      | 7,406,042  | 7,390,738   | 7,552,783     | 7,238,091   | 7,849,786  | 8,182,178  | 8,242,161  | 8,381,925  |             |
|   | 1984     | 8,677,810                                  | 8,452,789  | 8,725,800     | 8,533,565      | 8,489,714  | 8,768,581   | 8,866,946     | 9,073,379   | 8,935,076  | 8,910,470  | 9,147,993  | 9,360,063  |             |
|   | 1985     | 9,007,261                                  | 9,237,824  | 9,407,344     | 9,399,364      | 9,547,766  | 9,714,597   | 9,929,078     | 10,022,037  | 10,150,792 | 10,109,439 | 10,256,950 | 10,325,846 |             |
|   | 1986     | 10,228,590                                 | 10,169,703 | 10,251,153    | 10,214,643     | 10,175,306 | 9,891,810   | 10,164,572    | 9,861,381   | 10,013,611 | 10,233,242 | 10,164,208 | 10,341,723 |             |
|   | D 315689 | 2  | 1987       | 10,359,039    | 10,603,990     | 10,316,307 | 10,110,272  | 10,302,085    |             |            |            |            |            |             |
| New orders - Nouvelles commandes  | 1983     | 6,845,026                                  | 6,943,060  | 6,914,259     | 7,257,797      | 7,574,735  | 7,222,620   | 7,707,353     | 7,598,325   | 11,530,682 | 8,088,056  | 8,181,751  | 8,584,495  |             |
|   | 1984     | 8,894,390                                  | 8,710,087  | 9,086,635     | 8,633,315      | 8,979,567  | 9,168,450   | 8,624,369     | 9,293,926   | 8,564,163  | 9,156,709  | 8,903,976  | 9,639,973  |             |
|   | 1985     | 9,172,516                                  | 8,978,741  | 9,920,523     | 9,380,967      | 9,799,743  | 9,902,012   | 10,000,522    | 10,046,778  | 9,888,934  | 10,009,854 | 10,183,329 | 10,328,125 |             |
|   | 1986     | 10,407,809                                 | 10,466,713 | 10,219,786    | 10,332,114     | 10,188,935 | 9,747,476   | 10,207,611    | 9,444,079   | 9,946,449  | 10,100,819 | 10,007,567 | 10,437,831 |             |
|   | D 316044 | 9  | 1987       | 10,068,750    | 10,708,957     | 10,178,329 | 10,165,838  | 10,553,974    |             |            |            |            |            |             |
| Unfilled orders - Commandes en carnet   | 1983     | 15,148,684                                 | 15,260,999 | 15,275,392    | 15,289,917     | 15,458,610 | 15,290,492  | 15,445,062    | 15,809,296  | 19,490,192 | 19,396,070 | 19,335,660 | 19,538,330 |             |
|   | 1984     | 19,754,810                                 | 20,012,108 | 20,372,943    | 20,472,693     | 20,962,546 | 21,362,415  | 21,119,838    | 21,340,385  | 20,969,472 | 21,210,711 | 20,966,694 | 21,246,604 |             |
|   | 1985     | 21,411,859                                 | 21,152,776 | 21,670,955    | 21,652,558     | 21,904,035 | 22,091,450  | 22,162,894    | 22,187,635  | 21,925,777 | 21,826,192 | 21,752,571 | 21,754,850 |             |
|   | 1986     | 21,934,069                                 | 22,231,079 | 22,199,712    | 22,317,183     | 22,330,812 | 22,186,478  | 22,229,517    | 21,812,215  | 21,745,053 | 21,620,130 | 21,458,489 | 21,554,597 |             |
|   | D 316399 | 3  | 1987       | 21,264,308    | 21,369,775     | 21,231,297 | 2           |               |             |            |            |            |            |             |



TABLE 3. Estimated Value of Shipments, Orders and Inventory in Manufacturing Industries Grouped According to the Standard Industrial Classification

TABLEAU 3. Valeur estimative des livraisons, commandes et stocks des industries manufacturières groupées d'après la classification type des industries

|  |    | Month - Mois |            |            |            |            |            |            |            |            |            |            |            | Total      |            |
|--|----|--------------|------------|------------|------------|------------|------------|------------|------------|------------|------------|------------|------------|------------|------------|
|  |    | Jan          | Feb        | March      | April      | May        | June       | July       | Aug        | Sept       | Oct        | Nov        | Dec        |            |            |
|  |    | Janv         | Fév        | Mars       | Avril      | Mai        | Jun        | Juil       | Août       | Sept       | Oct        | Nov        | Dec        |            |            |
| Thousands of dollars - milliers de dollars                         |    |              |            |            |            |            |            |            |            |            |            |            |            |            |            |
| Inventory held - Total - Des stocks détenus                        |    | 1983         | 16,855,627 | 16,799,430 | 16,616,585 | 16,608,167 | 16,727,046 | 16,422,136 | 16,382,757 | 16,605,018 | 16,590,318 | 16,751,774 | 16,961,493 | 17,164,651 |            |
|  |    | 1984         | 17,355,321 | 17,391,847 | 17,551,934 | 17,686,873 | 17,850,571 | 17,815,836 | 17,837,166 | 17,968,832 | 18,124,672 | 18,326,210 | 18,332,122 | 18,466,610 |            |
|  |    | 1985         | 18,506,833 | 18,628,207 | 18,650,308 | 18,610,756 | 18,576,469 | 18,754,747 | 18,787,905 | 18,909,075 | 18,992,438 | 19,071,596 | 19,124,152 | 19,417,558 |            |
|  |    | 1986         | 19,454,246 | 19,533,445 | 19,533,605 | 19,566,820 | 19,493,397 | 19,518,704 | 19,537,022 | 19,455,227 | 19,433,164 | 19,459,314 | 19,632,670 | 19,561,709 |            |
| D 316754   | 1  | 1987         | 19,544,728 | 19,500,828 | 19,384,244 | 19,219,299 | 19,152,901 |            |            |            |            |            |            |            |            |
| Raw materials - Matières premières                                 |    | 1983         | 6,727,600  | 6,716,566  | 6,638,620  | 6,581,162  | 6,813,299  | 6,469,330  | 6,449,006  | 6,513,340  | 6,531,082  | 6,591,802  | 6,714,157  | 6,757,456  |            |
|  |    | 1984         | 6,888,577  | 6,859,345  | 6,903,592  | 7,060,885  | 7,180,712  | 7,218,229  | 7,248,108  | 7,359,914  | 7,387,440  | 7,479,369  | 7,408,183  | 7,443,072  |            |
|  |    | 1985         | 7,306,265  | 7,321,877  | 7,343,773  | 7,326,804  | 7,223,197  | 7,335,148  | 7,359,022  | 7,304,463  | 7,363,821  | 7,373,070  | 7,325,331  | 7,381,733  |            |
|  |    | 1986         | 7,459,051  | 7,413,785  | 7,411,184  | 7,388,598  | 7,403,796  | 7,447,051  | 7,492,932  | 7,532,630  | 7,500,298  | 7,535,396  | 7,583,129  | 7,465,405  |            |
| D 317109   | 1  | 1987         | 7,401,059  | 7,379,802  | 7,342,007  | 7,333,619  | 7,353,647  |            |            |            |            |            |            |            |            |
| Goods in process - Produits en cours                               |    | 1983         | 5,562,635  | 5,550,377  | 5,485,951  | 5,553,784  | 5,462,677  | 5,492,213  | 5,515,840  | 5,570,046  | 5,531,716  | 5,569,293  | 5,602,071  | 5,630,782  |            |
|  |    | 1984         | 5,727,491  | 5,761,186  | 5,846,776  | 5,832,956  | 5,805,052  | 5,792,725  | 5,722,690  | 5,793,689  | 5,933,499  | 6,061,005  | 6,117,616  | 6,255,287  |            |
|  |    | 1985         | 6,311,168  | 6,406,209  | 6,366,302  | 6,380,735  | 6,398,985  | 6,490,778  | 6,471,845  | 6,562,121  | 6,540,305  | 6,587,409  | 6,638,758  | 6,841,031  |            |
|  |    | 1986         | 6,905,899  | 6,973,167  | 7,014,519  | 7,026,201  | 7,017,522  | 6,948,100  | 6,923,284  | 6,839,459  | 6,839,752  | 6,799,868  | 6,912,912  | 6,948,770  |            |
| D 317464   | 1  | 1987         | 6,982,994  | 6,978,904  | 6,936,180  | 6,859,653  | 6,850,369  |            |            |            |            |            |            |            |            |
| Finished products - Produits finis                                 |    | 1983         | 4,565,392  | 4,532,487  | 4,492,014  | 4,473,221  | 4,451,070  | 4,460,593  | 4,417,911  | 4,521,632  | 4,527,520  | 4,590,679  | 4,645,265  | 4,776,413  |            |
|  |    | 1984         | 4,739,253  | 4,771,316  | 4,801,566  | 4,793,032  | 4,864,807  | 4,804,882  | 4,866,368  | 4,815,279  | 4,803,733  | 4,885,836  | 4,806,323  | 4,768,251  |            |
|  |    | 1985         | 4,889,400  | 4,900,121  | 4,940,233  | 4,903,217  | 4,954,287  | 4,928,821  | 4,957,038  | 5,042,491  | 5,088,312  | 5,111,117  | 5,160,063  | 5,194,794  |            |
|  |    | 1986         | 5,089,296  | 5,146,495  | 5,141,117  | 5,118,806  | 5,072,079  | 5,123,553  | 5,120,806  | 5,083,138  | 5,093,114  | 5,124,050  | 5,136,629  | 5,147,534  |            |
| D 317819   | 1  | 1987         | 5,160,675  | 5,142,127  | 5,106,057  | 5,026,027  | 4,948,885  |            |            |            |            |            |            |            |            |
| <b>FOOD INDUSTRIES - INDUSTRIES DES ALIMENTS:</b>                  |    |              |            |            |            |            |            |            |            |            |            |            |            |            |            |
| Unadjusted for seasonal variation - Chiffres non-désaisonnalisés   |    | 1983         | 2,190,771  | 2,374,855  | 2,507,901  | 2,380,950  | 2,514,536  | 2,609,557  | 2,350,150  | 2,477,702  | 2,634,934  | 2,516,807  | 2,585,716  | 2,498,035  | 29,591,414 |
|  |    | 1984         | 2,288,364  | 2,471,512  | 2,637,257  | 2,520,237  | 2,756,541  | 2,818,400  | 2,544,557  | 2,608,781  | 2,716,810  | 2,760,305  | 2,749,733  | 2,595,497  | 31,467,994 |
|  |    | 1985         | 2,493,490  | 2,524,347  | 2,713,655  | 2,605,240  | 2,757,810  | 2,830,455  | 2,674,537  | 2,680,045  | 2,774,823  | 2,874,453  | 2,730,961  | 2,727,407  | 32,336,871 |
|  |    | 1986         | 2,594,908  | 2,623,015  | 2,736,771  | 2,749,381  | 2,873,484  | 2,908,340  | 2,808,408  | 2,796,274  | 2,965,954  | 2,982,060  | 2,889,191  | 2,943,180  | 33,870,896 |
| D 315353   | 10 | 1987         | 2,744,191  | 2,726,262  | 2,915,128  | 2,843,784  | 2,899,966  |            |            |            |            |            |            |            |            |
| Inventory owned - Total - Des stocks possédés                      |    | 1983         | 2,727,080  | 2,657,125  | 2,646,004  | 2,624,676  | 2,600,515  | 2,575,280  | 2,573,153  | 2,672,061  | 2,724,871  | 2,846,520  | 2,853,888  | 2,718,135  |            |
|  |    | 1984         | 2,795,343  | 2,746,713  | 2,750,352  | 2,796,604  | 2,782,878  | 2,757,233  | 2,758,854  | 2,806,816  | 2,897,941  | 2,998,379  | 3,045,644  | 2,965,065  |            |
|  |    | 1985         | 2,967,780  | 2,853,829  | 2,900,946  | 2,910,797  | 2,889,389  | 2,741,092  | 2,854,007  | 3,043,211  | 3,118,256  | 3,167,865  | 3,216,025  | 3,082,670  |            |
|  |    | 1986         | 3,026,492  | 2,977,778  | 2,929,985  | 2,970,632  | 2,977,216  | 2,939,448  | 2,953,125  | 3,056,128  | 3,115,774  | 3,207,546  | 3,218,045  | 3,043,260  |            |
| D 317838   |    | 1987         | 3,116,791  | 3,086,224  | 3,076,160  | 3,099,697  | 3,174,570  |            |            |            |            |            |            |            |            |
| Raw materials - Matières premières                                 |    | 1983         | 1,078,721  | 1,046,768  | 1,075,543  | 1,058,591  | 1,065,885  | 1,041,173  | 1,078,023  | 1,099,649  | 1,086,352  | 1,177,129  | 1,190,864  | 1,159,044  |            |
|  |    | 1984         | 1,205,296  | 1,164,039  | 1,147,498  | 1,198,405  | 1,223,073  | 1,183,664  | 1,207,005  | 1,200,499  | 1,180,036  | 1,228,650  | 1,274,758  | 1,235,022  |            |
|  |    | 1985         | 1,574,413  | 1,180,961  | 1,218,579  | 1,229,536  | 1,192,749  | 1,151,640  | 1,204,709  | 1,199,092  | 1,239,737  | 1,255,260  | 1,281,346  | 1,265,073  |            |
|  |    | 1986         | 1,258,873  | 1,275,451  | 1,265,618  | 1,310,581  | 1,284,959  | 1,280,403  | 1,279,955  | 1,274,210  | 1,268,285  | 1,335,718  | 1,344,810  | 1,295,349  |            |
| D 316773   |    | 1987         | 1,306,041  | 1,291,367  | 1,291,034  | 1,288,031  | 1,347,771  |            |            |            |            |            |            |            |            |
| Goods in process - Produits en cours                               |    | 1983         | 135,353    | 132,976    | 129,594    | 126,379    | 118,636    | 121,184    | 114,656    | 133,931    | 136,252    | 136,365    | 138,850    | 130,573    |            |
|  |    | 1984         | 140,464    | 142,403    | 143,452    | 139,761    | 139,209    | 127,262    | 122,743    | 126,832    | 145,335    | 163,674    | 155,724    | 145,331    |            |
|  |    | 1985         | 155,405    | 153,664    | 149,626    | 152,724    | 155,627    | 145,458    | 141,892    | 144,144    | 145,326    | 152,521    | 148,447    | 138,584    |            |
|  |    | 1986         | 139,685    | 138,775    | 146,066    | 144,599    | 149,040    | 142,890    | 139,279    | 151,710    | 153,207    | 166,001    | 161,460    | 143,891    |            |
| D 317128   |    | 1987         | 156,889    | 155,673    | 153,471    | 154,687    | 154,114    |            |            |            |            |            |            |            |            |
| Finished products - Produits finis                                 |    | 1983         | 1,513,006  | 1,477,381  | 1,440,867  | 1,439,706  | 1,415,994  | 1,412,923  | 1,380,474  | 1,438,481  | 1,502,267  | 1,533,026  | 1,524,174  | 1,428,518  |            |
|  |    | 1984         | 1,449,623  | 1,440,271  | 1,459,402  | 1,458,438  | 1,420,596  | 1,446,307  | 1,429,606  | 1,479,485  | 1,572,570  | 1,606,055  | 1,615,162  | 1,584,682  |            |
|  |    | 1985         | 1,574,413  | 1,519,204  | 1,532,741  | 1,528,537  | 1,541,013  | 1,443,994  | 1,507,406  | 1,699,975  | 1,733,193  | 1,760,084  | 1,786,232  | 1,678,973  |            |
|  |    | 1986         | 1,627,934  | 1,563,552  | 1,518,301  | 1,515,452  | 1,543,217  | 1,516,155  | 1,533,891  | 1,630,208  | 1,694,282  | 1,705,827  | 1,711,775  | 1,604,040  |            |
| D 317483   |    | 1987         | 1,653,861  | 1,639,184  | 1,631,655  | 1,656,979  | 1,672,685  |            |            |            |            |            |            |            |            |
| Adjusted for seasonal variation (1) - Chiffres désaisonnalisés (1) |    | 1983         | 2,423,054  | 2,476,741  | 2,429,078  | 2,443,118  | 2,444,258  | 2,442,862  | 2,433,212  | 2,477,355  | 2,505,576  | 2,482,743  | 2,522,294  | 2,524,020  |            |
|  |    | 1984         | 2,507,632  | 2,538,417  | 2,580,246  | 2,627,722  | 2,631,434  | 2,648,858  | 2,616,663  | 2,605,983  | 2,634,225  | 2,665,922  | 2,697,747  | 2,665,669  |            |
|  |    | 1985         | 2,671,468  | 2,688,723  | 2,712,137  | 2,652,880  | 2,656,893  | 2,693,603  | 2,708,788  | 2,682,297  | 2,703,287  | 2,713,319  | 2,686,565  | 2,773,732  |            |
|  |    | 1986         | 2,793,337  | 2,794,996  | 2,749,205  | 2,789,850  | 2,771,275  | 2,772,704  | 2,825,486  | 2,850,705  | 2,831,565  | 2,885,518  | 2,883,085  | 2,946,899  |            |
| D 315676   | 10 | 1987         | 2,950,249  | 2,905,320  | 2,912,374  | 2,895,097  | 2,847,703  |            |            |            |            |            |            |            |            |
| Inventory owned - Total - Des stocks possédés                      |    | 1983         | 2,692,621  | 2,688,243  | 2,670,647  | 2,661,822  | 2,660,406  | 2,665,645  | 2,668,316  | 2,683,039  | 2,679,698  | 2,723,487  | 2,715,823  | 2,717,792  |            |
|  |    | 1984         | 2,760,587  | 2,776,925  | 2,776,193  | 2,834,400  | 2,842,195  | 2,853,662  | 2,858,731  | 2,817,487  | 2,851,212  | 2,867,785  | 2,897,789  | 2,960,314  |            |
|  |    | 1985         | 2,934,560  | 2,883,982  | 2,928,781  | 2,949,634  | 2,951,087  | 2,837,554  | 2,960,572  | 3,058,103  | 3,066,572  | 3,027,131  | 3,052,692  | 3,075,284  |            |
|  |    | 1986         | 2,994,661  | 3,007,986  | 2,967,714  | 2,999,958  | 3,039,410  | 3,041,733  | 3,061,704  | 3,074,692  | 3,067,308  | 3,067,971  | 3,051,575  | 3,094,024  |            |
| D 318161   | 3  | 1987         | 3,085,945  | 3,117,991  | 3,148,920  | 3,142,239  | 3,241,614  |            |            |            |            |            |            |            |            |
| Raw materials - Matières premières                                 |    | 1983         | 1,062,361  | 1,054,572  | 1,065,949  | 1,052,696  | 1,075,457  | 1,066,885  | 1,086,607  | 1,167,512  | 1,172,446  | 1,161,584  | 1,152,709  | 1,150,987  |            |
|  |    | 1984         | 1,187,795  | 1,170,594  | 1,140,767  | 1,189,130  | 1,234,181  | 1,211,157  | 1,212,967  | 1,212,015  | 1,213,579  | 1,209,539  | 1,233,438  | 1,277,168  |            |
|  |    | 1985         | 1,271,352  | 1,184,871  | 1,215,783  | 1,218,810  | 1,202,853  | 1,177,546  | 1,215,650  | 1,214,270  | 1,275,581  | 1,233,065  | 1,237,179  | 1,257,278  |            |
|  |    | 1986         | 1,243,209  | 1,277,495  | 1,266,505  | 1,298,248  | 1,295,713  | 1,308,269  | 1,291,449  | 1,292,564  | 1,305,088  | 1,310,941  | 1,296,952  | 1,287,239  |            |
|  |    |              |            |            |            |            |            |            |            |            |            |            |            |            |            |

TABLE 3. Estimated Value of Shipments, Orders and Inventory in Manufacturing Industries Grouped According to the Standard Industrial Classification

TABLEAU 3. Valeur estimative des livraisons, commandes et stocks des industries manufacturières groupées d'après la classification type des industries

|  |      | Month - Mois |              |               |                |            |             |                |              |           |           |           |              | Total     |
|--|------|--------------|--------------|---------------|----------------|------------|-------------|----------------|--------------|-----------|-----------|-----------|--------------|-----------|
|  |      | Jan<br>Janv. | Feb.<br>Fév. | March<br>Mars | April<br>Avril | May<br>Mai | June<br>Jun | July<br>Juill. | Aug.<br>Août | Sept.     | Oct.      | Nov.      | Dec.<br>Déc. |           |
| Thousands of dollars - milliers de dollars                           |      |              |              |               |                |            |             |                |              |           |           |           |              |           |
| <b>BEVERAGE INDUSTRIES - INDUSTRIES DES BOISSONS:</b>                |      |              |              |               |                |            |             |                |              |           |           |           |              |           |
| Unadjusted for seasonal variation -<br>Chiffres non-saisonnalisés.   | 1983 | 235,332      | 265,545      | 327,175       | 316,414        | 361,107    | 439,928     | 410,289        | 451,787      | 366,712   | 361,478   | 385,087   | 369,826      | 4,290,680 |
| Shipments - Livraisons   | 1984 | 258,244      | 305,859      | 338,906       | 356,206        | 412,799    | 450,884     | 447,703        | 470,161      | 374,705   | 402,926   | 407,742   | 391,057      | 4,611,692 |
|  | 1985 | 273,155      | 304,186      | 343,131       | 384,579        | 436,350    | 448,139     | 468,140        | 470,621      | 396,808   | 428,314   | 419,273   | 427,522      | 4,800,218 |
|  | 1986 | 321,281      | 315,138      | 370,191       | 414,339        | 462,992    | 502,114     | 522,926        | 496,439      | 438,848   | 457,093   | 439,890   | 472,499      | 5,213,750 |
| D 315382   | 11   | 340,674      | 341,746      | 403,856       | 444,184        | 473,291    |             |                |              |           |           |           |              |           |
| Inventory owned - Total - Des stocks possédés                        | 1983 | 974,166      | 957,019      | 977,959       | 995,601        | 1,015,300  | 994,960     | 985,085        | 967,983      | 986,619   | 1,005,255 | 1,001,976 | 956,688      |           |
|  | 1984 | 990,339      | 1,006,574    | 1,044,879     | 1,035,136      | 1,070,136  | 1,071,812   | 1,051,536      | 1,041,876    | 1,044,461 | 1,059,169 | 1,054,416 | 1,001,757    |           |
|  | 1985 | 1,036,932    | 1,037,857    | 1,056,169     | 1,070,123      | 1,077,448  | 1,088,744   | 1,080,149      | 1,057,026    | 1,061,895 | 1,071,348 | 1,054,209 | 1,020,163    |           |
|  | 1986 | 1,061,987    | 1,078,670    | 1,078,751     | 1,119,595      | 1,124,176  | 1,136,185   | 1,177,998      | 1,098,359    | 1,102,352 | 1,097,342 | 1,087,593 | 1,041,370    |           |
| D 317867   | 1987 | 1,052,905    | 1,064,152    | 1,068,442     | 1,079,618      | 1,091,353  |             |                |              |           |           |           |              |           |
| Raw materials - Matières premières                                   | 1983 | 205,180      | 200,457      | 202,549       | 205,170        | 211,318    | 212,278     | 212,325        | 208,818      | 218,424   | 231,056   | 218,741   | 200,819      |           |
|  | 1984 | 202,894      | 218,895      | 235,337       | 226,855        | 252,144    | 255,466     | 250,442        | 249,758      | 248,148   | 257,535   | 247,678   | 238,506      |           |
|  | 1985 | 244,594      | 248,704      | 270,146       | 274,404        | 277,083    | 285,551     | 285,400        | 277,565      | 277,867   | 281,510   | 272,535   | 264,497      |           |
|  | 1986 | 282,373      | 288,426      | 287,121       | 293,954        | 288,577    | 289,682     | 294,741        | 289,922      | 283,739   | 283,515   | 269,914   | 257,988      |           |
| D 316802   | 1987 | 260,059      | 255,043      | 261,744       | 266,563        | 272,064    |             |                |              |           |           |           |              |           |
| Goods in process - Produits en cours                                 | 1983 | 607,183      | 597,814      | 603,095       | 614,220        | 613,803    | 610,558     | 604,498        | 599,884      | 597,113   | 602,991   | 615,356   | 616,537      |           |
|  | 1984 | 627,439      | 630,786      | 635,374       | 636,791        | 634,746    | 632,321     | 625,115        | 619,027      | 614,845   | 619,247   | 623,114   | 620,104      |           |
|  | 1985 | 619,165      | 618,944      | 616,888       | 614,420        | 612,912    | 608,944     | 601,652        | 590,269      | 589,770   | 595,747   | 598,726   | 600,123      |           |
|  | 1986 | 597,339      | 598,605      | 601,766       | 621,264        | 625,260    | 618,899     | 615,167        | 605,227      | 603,217   | 613,882   | 617,446   | 618,301      |           |
| D 317157   | 1987 | 610,979      | 611,472      | 606,688       | 612,262        | 607,401    |             |                |              |           |           |           |              |           |
| Finished products - Produits finis                                   | 1983 | 161,803      | 158,748      | 172,315       | 176,211        | 190,179    | 172,124     | 168,262        | 159,281      | 171,082   | 171,208   | 167,879   | 139,337      |           |
|  | 1984 | 160,006      | 156,893      | 174,168       | 171,490        | 183,246    | 184,025     | 175,979        | 173,091      | 181,468   | 182,387   | 183,624   | 143,147      |           |
|  | 1985 | 173,173      | 170,209      | 181,799       | 181,799        | 187,453    | 194,249     | 193,097        | 189,192      | 194,258   | 194,091   | 182,948   | 155,543      |           |
|  | 1986 | 182,275      | 191,639      | 189,864       | 204,377        | 210,939    | 227,604     | 218,090        | 203,210      | 215,396   | 199,945   | 200,233   | 165,081      |           |
| D 317512   | 1987 | 181,867      | 197,637      | 200,010       | 200,793        | 211,888    |             |                |              |           |           |           |              |           |
| Adjusted for seasonal variation(1) -<br>Chiffres désaisonnalisés(1). | 1983 | 344,366      | 346,530      | 360,965       | 333,744        | 340,687    | 365,273     | 362,768        | 372,604      | 366,462   | 360,649   | 367,231   | 359,835      |           |
| Shipments - Livraisons   | 1984 | 375,570      | 380,081      | 379,126       | 376,184        | 377,920    | 385,910     | 384,945        | 387,564      | 392,911   | 385,315   | 387,949   | 387,314      |           |
|  | 1985 | 383,225      | 399,020      | 396,757       | 398,825        | 395,907    | 395,126     | 391,182        | 397,536      | 402,788   | 414,443   | 407,735   | 422,142      |           |
|  | 1986 | 443,701      | 414,195      | 422,684       | 430,059        | 431,470    | 429,881     | 441,556        | 433,151      | 436,551   | 437,204   | 442,407   | 447,506      |           |
| D 315677   | 11   | 481,951      | 449,752      | 459,998       | 454,315        | 455,887    |             |                |              |           |           |           |              |           |
| Inventory owned - Total - Des stocks possédés                        | 1983 | 989,784      | 972,545      | 978,488       | 988,382        | 998,382    | 975,465     | 976,520        | 969,053      | 979,537   | 991,317   | 1,001,842 | 998,637      |           |
|  | 1984 | 1,004,808    | 1,022,276    | 1,046,153     | 1,027,521      | 1,054,050  | 1,050,161   | 1,040,507      | 1,042,237    | 1,036,260 | 1,045,732 | 1,055,283 | 1,046,546    |           |
|  | 1985 | 1,052,663    | 1,054,617    | 1,057,826     | 1,061,916      | 1,061,072  | 1,065,481   | 1,066,576      | 1,056,475    | 1,052,392 | 1,058,114 | 1,055,877 | 1,070,222    |           |
|  | 1986 | 1,078,691    | 1,097,199    | 1,081,157     | 1,110,679      | 1,107,219  | 1,110,174   | 1,112,444      | 1,096,984    | 1,091,632 | 1,084,963 | 1,089,484 | 1,093,734    |           |
| D 318162   | 3    | 1,068,779    | 1,080,641    | 1,071,610     | 1,071,291      | 1,074,256  |             |                |              |           |           |           |              |           |
| Raw materials - Matières premières                                   | 1983 | 212,622      | 207,469      | 207,125       | 202,617        | 205,283    | 205,636     | 208,550        | 210,573      | 218,206   | 221,212   | 220,483   | 212,822      |           |
|  | 1984 | 209,753      | 226,928      | 234,656       | 223,569        | 245,874    | 248,122     | 245,315        | 250,585      | 247,628   | 247,797   | 250,129   | 252,467      |           |
|  | 1985 | 252,393      | 258,206      | 269,070       | 270,429        | 270,748    | 277,423     | 279,093        | 276,900      | 276,622   | 272,491   | 275,817   | 280,366      |           |
|  | 1986 | 291,106      | 299,819      | 285,494       | 289,496        | 282,282    | 281,463     | 287,917        | 288,221      | 287,215   | 275,498   | 273,552   | 273,524      |           |
| D 317097   | 3    | 268,019      | 265,062      | 259,847       | 262,443        | 266,260    |             |                |              |           |           |           |              |           |
| Goods in process - Produits en cours                                 | 1983 | 607,183      | 597,814      | 603,095       | 614,220        | 613,803    | 610,558     | 604,498        | 599,884      | 597,113   | 602,991   | 615,356   | 616,537      |           |
|  | 1984 | 627,439      | 630,786      | 635,374       | 636,791        | 634,746    | 632,321     | 625,115        | 619,027      | 614,845   | 619,247   | 623,114   | 620,104      |           |
|  | 1985 | 619,165      | 618,944      | 616,888       | 614,420        | 612,912    | 608,944     | 601,652        | 590,269      | 589,770   | 595,747   | 598,726   | 600,123      |           |
|  | 1986 | 597,339      | 598,605      | 601,766       | 621,264        | 625,260    | 618,899     | 615,167        | 605,227      | 603,217   | 613,882   | 617,446   | 618,301      |           |
| D 317452   | 1    | 610,979      | 611,472      | 606,688       | 612,262        | 607,401    |             |                |              |           |           |           |              |           |
| Finished products - Produits finis                                   | 1983 | 169,979      | 167,262      | 173,268       | 171,545        | 179,296    | 159,271     | 163,472        | 158,646      | 164,218   | 167,114   | 166,003   | 169,283      |           |
|  | 1984 | 167,616      | 164,562      | 176,123       | 167,161        | 173,430    | 169,718     | 170,077        | 172,625      | 173,787   | 178,688   | 182,040   | 173,975      |           |
|  | 1985 | 181,105      | 177,467      | 171,868       | 177,067        | 177,412    | 179,114     | 185,831        | 189,306      | 188,000   | 189,876   | 181,334   | 189,733      |           |
|  | 1986 | 190,246      | 198,775      | 193,897       | 199,919        | 199,677    | 209,812     | 209,360        | 203,536      | 206,200   | 195,583   | 198,486   | 201,909      |           |
| D 317807   | 4    | 189,781      | 204,107      | 205,075       | 196,586        | 200,595    |             |                |              |           |           |           |              |           |
| <b>TOBACCO PRODUCTS INDUSTRIES - INDUSTRIES DU TABAC:</b>            |      |              |              |               |                |            |             |                |              |           |           |           |              |           |
| Unadjusted for seasonal variation -<br>Chiffres non-saisonnalisés.   | 1983 | 86,637       | 112,759      | 141,421       | 113,295        | 96,956     | 157,377     | 104,694        | 173,860      | 111,716   | 101,513   | 143,622   | 172,644      | 1,516,494 |
| Shipments - Livraisons   | 1984 | 69,941       | 124,466      | 179,990       | 99,347         | 115,514    | 195,028     | 98,786         | 159,745      | 129,180   | 121,311   | 147,228   | 204,491      | 1,645,027 |
|  | 1985 | 93,217       | 117,336      | 182,695       | 85,739         | 131,627    | 160,236     | 147,368        | 141,578      | 154,878   | 120,631   | 131,329   | 177,592      | 1,644,176 |
|  | 1986 | 69,105       | 154,425      | 119,165       | 95,626         | 121,944    | 175,636     | 112,910        | 108,094      | 173,429   | 99,801    | 121,372   | 228,403      | 1,579,910 |
| D 315387   | 12   | 79,936       | 170,111      | 137,810       | 94,702         | 159,741    |             |                |              |           |           |           |              |           |
| Inventory owned - Total - Des stocks possédés                        | 1983 | 688,275      | 684,632      | 677,545       | 579,925        | 633,634    | 590,480     | 565,176        | 501,482      | 475,262   | 488,366   | 521,430   | 578,394      |           |
|  | 1984 | 635,658      | 674,218      | 697,234       | 664,491        | 641,606    | 598,624     | 592,711        | 555,852      | 498,145   | 538,365   | 577,359   | 595,566      |           |
|  | 1985 | 653,419      | 680,309      | 669,007       | 669,832        | 695,033    | 632,170     | 605,633        | 571,842      | 546,197   | 585,221   | 618,634   | 495,260      |           |
|  | 1986 | 509,133      | 555,829      | 590,657       | 620,392        | 638,493    | 618,459     | 584,096        | 553,360      | 526,891   | 529,749   | 582,959   | 585,369      |           |
| D 317872   | 1987 | 600,791      | 612,274      | 618,812       | 680,434        | 673,728    |             |                |              |           |           |           |              |           |
| Raw materials - Matières premières                                   | 1983 | 246,559      | 242,661      | 240,745       | 161,587        | 231,863    | 227,238     | 215,046        | 195,048      | 173,428   | 178,842   | 183,189   | 203,303      |           |
|  | 1984 | 212,651      | 218,732      | 224,690       | 217,426        | 209,325    | 201,156     | 209,493        | 191,441      | 150,769   | 165,060   | 183,142   | 199,877      |           |
|  | 1985 | 220,217      | 233,460      | 233,279       | 236,932        | 261,943    | 247,945     | 237,123        | 222,022      | 205,681   | 251,336   | 297,544   | 186,766      |           |
|  | 1986 | 186,322      | 203,710      | 217,437       | 234,182        | 240,530    | 228,468     | 216,714        | 195,294      | 175,796   | 181,464   | 198,270   | 212,570      |           |
| D 316807   | 1987 | 218,834      | 230,737      | 227,477       | 267,203        | 257,477    |             |                |              |           |           |           |              |           |

See footnote(s) at end of statistical tables - Voir note(s) à la fin des tableaux statistiques



TABLE 3. Estimated Value of Shipments, Orders and Inventory in Manufacturing Industries Grouped According to the Standard Industrial Classification

TABLEAU 3. Valeur estimative des livraisons, commandes et stocks des industries manufacturières groupées d'après la classification type des industries

|  |    | Month - Mois  |              |               |                |            |             |               |              |         |         |         |         | Total   |           |
|--|----|---------------|--------------|---------------|----------------|------------|-------------|---------------|--------------|---------|---------|---------|---------|---------|-----------|
|  |    | Jan.<br>Janv. | Feb.<br>Fév. | March<br>Mars | April<br>Avril | May<br>Mai | June<br>Jun | July<br>Juill | Aug.<br>Août | Sept.   | Oct.    | Nov.    | Dec.    |         |           |
| thousands of dollars - milliers de dollars                                     |    |               |              |               |                |            |             |               |              |         |         |         |         |         |           |
| Goods in process - Produits en cours   |    | 1983          | 11,565       | 11,590        | 11,588         | 11,704     | 11,667      | 11,590        | 11,853       | 12,468  | 12,938  | 12,687  | 13,197  | 14,069  |           |
|  |    | 1984          | 14,122       | 14,207        | 13,911         | 13,523     | 13,269      | 12,757        | 12,883       | 12,790  | 13,703  | 13,741  | 13,217  | 12,536  |           |
|  |    | 1985          | 13,376       | 13,826        | 13,786         | 13,719     | 13,880      | 13,849        | 13,059       | 12,680  | 11,911  | 12,815  | 13,303  | 13,945  |           |
|  |    | 1986          | 12,861       | 12,922        | 13,778         | 13,900     | 13,825      | 13,540        | 13,339       | 14,312  | 14,973  | 13,968  | 14,003  | 12,975  |           |
| D 317162   |    | 1987          | 13,402       | 13,125        | 12,794         | 12,703     | 12,356      |               |              |         |         |         |         |         |           |
| Finished products - Produits finis   |    | 1983          | 430,651      | 430,381       | 425,212        | 406,634    | 390,104     | 351,652       | 338,277      | 293,966 | 288,896 | 296,837 | 325,044 | 361,027 |           |
|  |    | 1984          | 408,885      | 441,279       | 458,633        | 433,542    | 419,012     | 384,711       | 370,335      | 351,621 | 333,673 | 359,564 | 381,000 | 383,201 |           |
|  |    | 1985          | 419,826      | 433,023       | 421,942        | 419,181    | 399,210     | 374,376       | 355,451      | 337,140 | 328,605 | 321,070 | 307,787 | 294,549 |           |
|  |    | 1986          | 309,950      | 339,197       | 359,442        | 372,310    | 384,138     | 376,451       | 354,043      | 343,754 | 336,122 | 334,312 | 370,686 | 359,874 |           |
| D 317157   |    | 1987          | 368,555      | 368,412       | 378,541        | 400,528    | 403,895     |               |              |         |         |         |         |         |           |
| Adjusted for seasonal variation(1) -<br>Chiffres désaisonnalisés(1)            |    | 1983          | 131,706      | 125,771       | 119,323        | 136,120    | 116,849     | 125,342       | 127,570      | 132,108 | 124,623 | 115,736 | 132,072 | 125,333 |           |
| Shipments - Livraisons   |    | 1984          | 119,351      | 123,891       | 144,722        | 132,847    | 135,630     | 143,126       | 125,261      | 132,093 | 136,893 | 135,612 | 150,302 | 140,494 |           |
|  |    | 1985          | 163,616      | 123,969       | 147,956        | 112,062    | 147,455     | 126,548       | 164,563      | 170,019 | 160,709 | 152,237 | 121,530 | 131,015 |           |
|  |    | 1986          | 118,368      | 159,480       | 93,031         | 126,732    | 136,359     | 137,872       | 141,606      | 94,343  | 170,142 | 120,191 | 124,661 | 146,446 |           |
| D 315678   | 12 | 1987          | 138,232      | 174,483       | 117,722        | 130,373    | 180,275     |               |              |         |         |         |         |         |           |
| Inventory owned - Total - Des stocks<br>possédés                               |    | 1983          | 653,629      | 627,333       | 611,751        | 534,876    | 590,458     | 581,785       | 580,126      | 550,963 | 558,509 | 543,683 | 546,764 | 583,547 |           |
|  |    | 1984          | 602,684      | 618,870       | 631,293        | 612,511    | 596,465     | 589,336       | 611,531      | 612,812 | 582,946 | 599,866 | 604,245 | 600,842 |           |
|  |    | 1985          | 619,574      | 626,730       | 607,638        | 617,555    | 644,075     | 621,851       | 621,597      | 627,049 | 641,545 | 654,819 | 649,436 | 499,527 |           |
|  |    | 1986          | 482,947      | 513,212       | 538,325        | 571,969    | 591,559     | 609,231       | 599,956      | 606,450 | 617,490 | 591,127 | 610,503 | 591,519 |           |
| D 318163   | 3  | 1987          | 570,191      | 565,574       | 564,224        | 626,812    | 623,437     |               |              |         |         |         |         |         |           |
| Raw materials - Matières premières   |    | 1983          | 235,964      | 228,129       | 221,660        | 152,068    | 214,252     | 218,037       | 209,842      | 207,366 | 208,698 | 202,746 | 194,675 | 203,161 |           |
|  |    | 1984          | 203,163      | 206,643       | 208,703        | 203,582    | 191,777     | 192,494       | 205,204      | 204,422 | 180,995 | 187,313 | 194,089 | 199,150 |           |
|  |    | 1985          | 210,251      | 221,878       | 218,242        | 221,763    | 257,107     | 233,284       | 231,475      | 235,943 | 247,868 | 286,227 | 315,295 | 185,652 |           |
|  |    | 1986          | 177,873      | 193,733       | 204,762        | 218,903    | 218,743     | 218,588       | 211,160      | 206,945 | 212,340 | 207,038 | 209,810 | 210,967 |           |
| D 317098   | 3  | 1987          | 209,110      | 219,812       | 214,844        | 249,606    | 233,836     |               |              |         |         |         |         |         |           |
| Goods in process - Produits en cours   |    | 1983          | 11,275       | 11,613        | 12,695         | 13,208     | 12,845      | 12,508        | 12,924       | 12,368  | 12,395  | 11,228  | 11,622  | 12,741  |           |
|  |    | 1984          | 13,780       | 14,356        | 15,170         | 15,086     | 14,546      | 13,778        | 14,023       | 12,688  | 12,688  | 13,055  | 12,281  | 11,704  |           |
|  |    | 1985          | 13,074       | 14,072        | 14,836         | 15,064     | 15,056      | 14,938        | 13,983       | 12,680  | 11,267  | 11,649  | 11,952  | 12,946  |           |
|  |    | 1986          | 12,530       | 13,151        | 14,676         | 15,094     | 14,912      | 14,606        | 14,187       | 14,390  | 14,179  | 12,796  | 12,662  | 12,144  |           |
| D 317533   | 7  | 1987          | 13,026       | 13,290        | 13,377         | 13,717     | 13,290      |               |              |         |         |         |         |         |           |
| Finished products - Produits finis   |    | 1983          | 406,390      | 387,591       | 377,396        | 369,600    | 363,361     | 350,740       | 357,360      | 311,229 | 317,416 | 329,709 | 340,467 | 367,640 |           |
|  |    | 1984          | 385,741      | 397,871       | 407,420        | 393,843    | 390,142     | 383,064       | 392,304      | 395,707 | 388,896 | 400,772 | 398,452 | 390,227 |           |
|  |    | 1985          | 396,249      | 390,780       | 374,560        | 380,728    | 371,912     | 373,629       | 376,139      | 378,426 | 382,410 | 356,943 | 322,189 | 300,929 |           |
|  |    | 1986          | 292,544      | 306,328       | 318,937        | 337,972    | 357,904     | 376,037       | 374,609      | 385,115 | 391,021 | 371,293 | 388,031 | 368,408 |           |
| D 317808   | 3  | 1987          | 348,055      | 332,472       | 336,003        | 363,489    | 376,311     |               |              |         |         |         |         |         |           |
| <b>RUBBER PRODUCTS INDUSTRIES - INDUSTRIES<br/>DES PRODUITS EN CAOUTCHOUC:</b> |    |               |              |               |                |            |             |               |              |         |         |         |         |         |           |
| Unadjusted for seasonal variation(1) -<br>Chiffres non désaisonnalisés(1)      |    | 1983          | 144,887      | 173,056       | 201,554        | 187,917    | 184,200     | 181,937       | 146,657      | 161,993 | 188,789 | 202,241 | 200,952 | 164,971 | 2,141,154 |
| Shipments - Livraisons   |    | 1984          | 188,396      | 201,685       | 204,890        | 212,338    | 234,998     | 213,290       | 186,300      | 190,053 | 213,415 | 245,497 | 242,611 | 199,574 | 2,533,047 |
|  |    | 1985          | 207,845      | 202,205       | 211,262        | 216,617    | 221,846     | 217,999       | 206,223      | 192,423 | 235,285 | 230,037 | 210,407 | 191,953 | 2,544,002 |
|  |    | 1986          | 206,599      | 227,983       | 206,194        | 240,533    | 222,491     | 206,261       | 195,654      | 185,021 | 223,564 | 232,484 | 218,001 | 194,051 | 2,558,836 |
| D 315390   | 15 | 1987          | 208,806      | 223,435       | 240,415        | 224,487    | 214,704     |               |              |         |         |         |         |         |           |
| Inventory owned - Total - Des stocks<br>possédés                               |    | 1983          | 407,197      | 413,534       | 422,645        | 415,570    | 414,295     | 395,319       | 385,878      | 385,184 | 373,034 | 383,060 | 377,013 | 391,517 |           |
|  |    | 1984          | 405,284      | 406,469       | 421,359        | 430,688    | 383,760     | 440,917       | 444,230      | 471,924 | 460,219 | 450,253 | 441,490 | 469,438 |           |
|  |    | 1985          | 467,521      | 463,552       | 463,269        | 475,614    | 466,951     | 472,873       | 451,477      | 448,859 | 441,067 | 442,130 | 434,519 | 437,507 |           |
|  |    | 1986          | 454,436      | 472,349       | 473,752        | 460,754    | 464,246     | 455,871       | 430,629      | 424,232 | 414,470 | 407,738 | 402,916 | 403,235 |           |
| D 317875   |    | 1987          | 411,359      | 413,935       | 414,367        | 412,645    | 400,386     |               |              |         |         |         |         |         |           |
| Raw materials - Matières premières   |    | 1983          | 117,746      | 117,286       | 120,557        | 119,275    | 121,710     | 110,763       | 112,242      | 119,685 | 115,690 | 123,971 | 115,355 | 124,066 |           |
|  |    | 1984          | 126,222      | 121,508       | 124,511        | 123,525    | 121,956     | 127,733       | 130,233      | 141,721 | 136,862 | 134,632 | 127,664 | 144,471 |           |
|  |    | 1985          | 130,472      | 133,930       | 129,028        | 137,876    | 137,553     | 137,040       | 137,498      | 129,742 | 134,414 | 143,209 | 133,282 | 134,113 |           |
|  |    | 1986          | 136,274      | 144,288       | 137,951        | 135,345    | 138,781     | 136,650       | 135,192      | 135,294 | 130,129 | 135,100 | 132,122 | 138,345 |           |
| D 316810   |    | 1987          | 137,791      | 137,770       | 135,386        | 134,356    | 132,567     |               |              |         |         |         |         |         |           |
| Goods in process - Produits en cours   |    | 1983          | 56,148       | 57,291        | 57,261         | 53,802     | 53,867      | 53,047        | 51,651       | 53,605  | 51,541  | 56,569  | 55,497  | 53,677  |           |
|  |    | 1984          | 57,270       | 59,418        | 61,031         | 61,783     | 60,926      | 61,138        | 58,581       | 65,914  | 65,745  | 64,352  | 63,586  | 63,590  |           |
|  |    | 1985          | 62,817       | 61,983        | 62,884         | 61,272     | 60,415      | 59,683        | 58,253       | 64,612  | 64,105  | 60,680  | 62,359  | 63,651  |           |
|  |    | 1986          | 64,860       | 62,980        | 64,713         | 62,571     | 62,417      | 66,487        | 63,598       | 65,962  | 64,941  | 60,706  | 63,562  | 56,553  |           |
| D 317165   |    | 1987          | 63,020       | 61,225        | 61,169         | 62,186     | 60,787      |               |              |         |         |         |         |         |           |
| Finished products - Produits finis   |    | 1983          | 233,303      | 238,957       | 244,827        | 242,493    | 238,718     | 232,009       | 221,985      | 211,894 | 205,803 | 202,520 | 206,161 | 213,769 |           |
|  |    | 1984          | 221,797      | 229,543       | 235,817        | 245,380    | 200,878     | 252,041       | 255,416      | 264,289 | 257,612 | 251,269 | 250,240 | 261,377 |           |
|  |    | 1985          | 274,232      | 267,639       | 271,357        | 276,466    | 268,983     | 276,150       | 255,726      | 254,505 | 242,543 | 238,241 | 238,878 | 239,743 |           |
|  |    | 1986          | 253,302      | 265,081       | 271,088        | 262,838    | 263,048     | 252,734       | 231,839      | 222,976 | 219,400 | 211,932 | 207,232 | 208,337 |           |
| D 317520   |    | 1987          | 210,348      | 214,940       | 218,812        | 216,103    | 207,032     |               |              |         |         |         |         |         |           |
| Adjusted for seasonal variation(1) -<br>Chiffres désaisonnalisés(1)            |    | 1983          | 160,529      | 174,540       | 184,415        | 183,376    | 171,773     | 173,086       | 170,538      | 177,668 | 179,417 | 191,496 | 185,627 | 189,197 |           |
| Shipments - Livraisons   |    | 1984          | 199,570      | 195,900       | 198,676        | 204,151    | 212,207     | 212,417       | 205,901      | 210,179 | 208,100 | 219,725 | 232,065 | 232,917 |           |
|  |    | 1985          | 212,185      | 205,108       | 210,437        | 199,477    | 207,676     | 217,565       | 224,995      | 217,125 | 227,137 | 201,778 | 206,166 | 214,691 |           |
|  |    | 1986          | 217,609      | 232,166       | 214,737        | 209,006    | 211,979     | 203,607       | 210,445      | 213,642 | 207,714 | 213,188 | 213,829 | 213,127 |           |
| D 315679   | 15 | 1987          | 223,407      | 228,133       | 228,854        | 208,199    | 209,034     |               |              |         |         |         |         |         |           |
| Inventory owned - Total - Des stocks<br>possédés                               |    | 1983          | 406,544      | 407,967       | 410,409        | 403,364    | 407,268     | 386,709       | 388,801      | 387,756 | 379,365 | 394,509 | 388,545 | 400,713 |           |
|  |    | 1984          |              |               |                |            |             |               |              |         |         |         |         |         |           |

TABLE 3. Estimated Value of Shipments, Orders and Inventory in Manufacturing Industries Grouped According to the Standard Industrial Classification

TABLEAU 3. Valeur estimative des livraisons, commandes et stocks des industries manufacturières groupées d'après la classification type des industries

|  |    | Month - Mois                               |         |         |         |         |         |         |         |         |         |         |         | Total   |           |
|--|----|--|---------|---------|---------|---------|---------|---------|---------|---------|---------|---------|---------|---------|-----------|
|  |    | Jan.                                       | Feb.    | March   | April   | May     | June    | July    | Aug.    | Sept.   | Oct.    | Nov.    | Dec.    |         |           |
|  |    | Janv.                                      | Fév.    | Mars    | Avril   | Mai     | Jun     | Juill.  | Août    | Sept.   | Oct.    | Nov.    | Déc.    | Total   |           |
|  |    | thousands of dollars - milliers de dollars |         |         |         |         |         |         |         |         |         |         |         |         |           |
| Raw materials - Matières premières   |    | 1983                                       | 117,746 | 117,286 | 120,557 | 119,275 | 121,710 | 110,263 | 112,242 | 119,685 | 115,690 | 123,971 | 115,355 | 124,066 |           |
|  |    | 1984                                       | 126,222 | 121,508 | 124,511 | 123,525 | 121,956 | 127,733 | 130,233 | 141,721 | 136,867 | 134,632 | 127,664 | 144,471 |           |
|  |    | 1985                                       | 130,472 | 133,930 | 129,028 | 137,876 | 137,553 | 137,040 | 137,498 | 129,742 | 134,414 | 143,209 | 133,282 | 134,113 |           |
|  |    | 1986                                       | 136,274 | 144,288 | 137,951 | 135,445 | 138,781 | 136,650 | 135,192 | 135,294 | 130,129 | 135,100 | 132,122 | 138,345 |           |
| D 317099   | 5  | 1987                                       | 137,791 | 137,770 | 135,386 | 134,356 | 132,567 |         |         |         |         |         |         |         |           |
| Goods in process - Produits en cours   |    | 1983                                       | 55,565  | 56,041  | 55,837  | 53,253  | 54,040  | 54,279  | 54,085  | 52,029  | 50,739  | 57,112  | 55,675  | 55,400  |           |
|  |    | 1984                                       | 56,490  | 58,322  | 59,432  | 61,335  | 61,269  | 62,437  | 61,098  | 63,951  | 64,646  | 65,319  | 63,618  | 65,631  |           |
|  |    | 1985                                       | 61,749  | 61,061  | 61,183  | 60,955  | 60,970  | 60,771  | 60,737  | 62,712  | 62,805  | 61,824  | 62,259  | 65,572  |           |
|  |    | 1986                                       | 63,607  | 67,282  | 62,428  | 62,835  | 63,118  | 67,616  | 66,317  | 63,979  | 63,493  | 61,989  | 63,410  | 58,188  |           |
| D 317454   | 3  | 1987                                       | 61,766  | 60,697  | 59,549  | 61,944  | 61,538  |         |         |         |         |         |         |         |           |
| Finished products - Produits finis   |    | 1983                                       | 233,233 | 234,640 | 234,015 | 230,836 | 231,518 | 222,167 | 222,474 | 216,042 | 212,936 | 213,426 | 217,515 | 221,247 |           |
|  |    | 1984                                       | 221,570 | 221,207 | 225,188 | 233,695 | 195,084 | 240,911 | 256,493 | 269,738 | 266,486 | 264,661 | 264,022 | 270,773 |           |
|  |    | 1985                                       | 273,767 | 262,083 | 258,830 | 263,527 | 261,860 | 263,552 | 256,779 | 259,646 | 250,742 | 251,389 | 252,487 | 248,155 |           |
|  |    | 1986                                       | 252,595 | 259,349 | 254,686 | 254,417 | 256,507 | 240,929 | 232,840 | 227,411 | 226,653 | 223,793 | 219,316 | 215,670 |           |
| D 317809   | 4  | 1987                                       | 209,510 | 210,169 | 207,816 | 206,107 | 202,061 |         |         |         |         |         |         |         |           |
| <b>PLASTIC PRODUCTS INDUSTRIES - INDUSTRIES DES PRODUITS EN MATIERE PLASTIQUE:</b> |    |  |         |         |         |         |         |         |         |         |         |         |         |         |           |
| Unadjusted for seasonal variation - Chiffres non désaisonnalisés                   |    | 1983                                       | 208,123 | 218,353 | 264,396 | 247,836 | 264,602 | 290,886 | 242,832 | 262,760 | 284,095 | 264,733 | 269,791 | 279,483 | 3,042,890 |
| Shipments - Livraisons   |    | 1984                                       | 251,812 | 269,207 | 298,392 | 288,668 | 305,976 | 314,894 | 271,235 | 292,239 | 299,670 | 307,183 | 293,552 | 248,991 | 3,441,819 |
|  |    | 1985                                       | 265,489 | 279,459 | 301,918 | 311,818 | 329,197 | 329,641 | 303,173 | 303,055 | 323,129 | 341,995 | 316,219 | 273,286 | 3,678,379 |
|  |    | 1986                                       | 298,473 | 319,485 | 338,975 | 355,012 | 349,300 | 350,683 | 324,317 | 327,237 | 352,933 | 354,800 | 338,479 | 309,632 | 4,019,326 |
| D 315394   | 16 | 1987                                       | 318,544 | 345,573 | 381,112 | 386,232 | 380,034 |         |         |         |         |         |         |         |           |
| New orders - Nouvelles commandes   |    | 1983                                       | 204,973 | 224,676 | 260,547 | 248,908 | 283,078 | 287,124 | 235,835 | 271,767 | 285,928 | 260,129 | 279,009 | 274,957 |           |
|  |    | 1984                                       | 255,858 | 276,271 | 309,572 | 286,308 | 311,321 | 322,396 | 253,443 | 300,360 | 315,819 | 294,010 | 288,891 | 263,051 |           |
|  |    | 1985                                       | 262,018 | 282,025 | 296,003 | 300,392 | 300,301 | 326,688 | 316,884 | 312,206 | 339,873 | 363,581 | 295,597 | 248,236 |           |
|  |    | 1986                                       | 303,167 | 318,825 | 339,056 | 343,568 | 330,614 | 365,837 | 324,811 | 318,194 | 355,959 | 360,075 | 339,935 | 319,052 |           |
| D 315749   |    | 1987                                       | 318,330 | 357,665 | 377,817 | 383,151 | 387,645 |         |         |         |         |         |         |         |           |
| Unfilled orders - Commandes en carnet  |    | 1983                                       | 87,159  | 93,482  | 89,633  | 95,705  | 114,181 | 110,419 | 103,422 | 112,429 | 114,262 | 109,658 | 118,876 | 114,350 |           |
|  |    | 1984                                       | 118,396 | 125,460 | 136,640 | 134,280 | 139,625 | 147,127 | 129,335 | 137,456 | 153,605 | 140,432 | 135,771 | 149,837 |           |
|  |    | 1985                                       | 146,366 | 148,932 | 143,017 | 131,591 | 132,695 | 129,742 | 143,453 | 152,604 | 169,348 | 190,934 | 170,312 | 145,262 |           |
|  |    | 1986                                       | 149,956 | 149,296 | 149,377 | 137,933 | 119,247 | 134,401 | 134,895 | 125,852 | 128,878 | 134,153 | 135,609 | 145,029 |           |
| D 316104   |    | 1987                                       | 144,815 | 156,907 | 153,612 | 150,531 | 158,142 |         |         |         |         |         |         |         |           |
| Inventory owned - Total - Des stocks possédés                                      |    | 1983                                       | 400,852 | 412,029 | 404,139 | 408,405 | 418,772 | 405,765 | 407,409 | 405,987 | 409,984 | 419,305 | 425,390 | 444,944 |           |
|  |    | 1984                                       | 458,600 | 479,355 | 496,332 | 507,291 | 509,129 | 500,907 | 482,988 | 469,688 | 460,171 | 467,348 | 465,751 | 465,804 |           |
|  |    | 1985                                       | 483,635 | 501,829 | 509,760 | 497,307 | 491,526 | 489,515 | 470,531 | 477,753 | 482,706 | 486,152 | 486,521 | 491,906 |           |
|  |    | 1986                                       | 515,345 | 527,202 | 521,710 | 513,010 | 518,580 | 512,834 | 510,806 | 505,564 | 509,583 | 524,186 | 522,276 | 533,599 |           |
| D 317879   |    | 1987                                       | 544,025 | 546,751 | 538,105 | 533,527 | 538,918 |         |         |         |         |         |         |         |           |
| Raw materials - Matières premières   |    | 1983                                       | 190,843 | 189,789 | 180,812 | 184,244 | 184,282 | 185,261 | 194,069 | 193,876 | 191,215 | 192,533 | 192,703 | 201,406 |           |
|  |    | 1984                                       | 210,848 | 209,849 | 213,386 | 215,333 | 218,429 | 214,853 | 213,253 | 210,201 | 210,917 | 207,976 | 205,876 | 198,307 |           |
|  |    | 1985                                       | 205,956 | 207,076 | 208,569 | 198,628 | 199,720 | 202,741 | 197,234 | 206,968 | 201,807 | 207,952 | 205,146 | 204,007 |           |
|  |    | 1986                                       | 221,255 | 223,212 | 217,261 | 212,582 | 215,421 | 211,183 | 207,239 | 214,387 | 219,491 | 229,067 | 221,142 | 229,719 |           |
| D 316814   |    | 1987                                       | 232,905 | 234,955 | 231,471 | 230,110 | 234,878 |         |         |         |         |         |         |         |           |
| Goods in process - Produits en cours   |    | 1983                                       | 37,138  | 39,139  | 41,110  | 39,819  | 39,764  | 39,119  | 36,470  | 39,185  | 39,247  | 39,735  | 39,709  | 40,871  |           |
|  |    | 1984                                       | 42,549  | 42,947  | 47,377  | 45,234  | 44,514  | 45,125  | 42,327  | 43,094  | 42,198  | 44,425  | 42,574  | 42,917  |           |
|  |    | 1985                                       | 44,805  | 45,157  | 48,015  | 46,701  | 47,935  | 45,016  | 42,960  | 42,060  | 42,657  | 42,772  | 41,147  | 43,442  |           |
|  |    | 1986                                       | 45,777  | 47,628  | 46,235  | 42,307  | 44,924  | 47,716  | 52,920  | 46,470  | 47,531  | 46,560  | 46,474  | 44,888  |           |
| D 317169   |    | 1987                                       | 45,089  | 44,904  | 47,948  | 45,799  | 46,656  |         |         |         |         |         |         |         |           |
| Finished products - Produits finis   |    | 1983                                       | 172,871 | 183,101 | 182,217 | 184,342 | 194,226 | 181,385 | 176,870 | 172,926 | 179,522 | 187,037 | 192,978 | 202,667 |           |
|  |    | 1984                                       | 205,203 | 276,559 | 235,569 | 246,224 | 246,186 | 240,889 | 227,408 | 216,393 | 206,946 | 209,947 | 217,301 | 224,580 |           |
|  |    | 1985                                       | 232,874 | 249,596 | 253,176 | 251,978 | 243,871 | 241,758 | 230,337 | 228,725 | 237,742 | 235,428 | 240,228 | 244,457 |           |
|  |    | 1986                                       | 248,313 | 256,362 | 258,214 | 258,121 | 258,235 | 253,935 | 250,647 | 244,707 | 242,561 | 248,559 | 254,660 | 258,992 |           |
| D 317574   |    | 1987                                       | 266,031 | 266,892 | 258,686 | 257,618 | 257,384 |         |         |         |         |         |         |         |           |
| Adjusted for seasonal variation(1) - Chiffres désaisonnalisés(1)                   |    | 1983                                       | 234,833 | 231,156 | 242,171 | 241,748 | 249,810 | 258,129 | 260,291 | 258,257 | 268,745 | 261,616 | 266,305 | 271,570 |           |
| Shipments - Livraisons   |    | 1984                                       | 279,874 | 270,336 | 283,831 | 286,563 | 280,466 | 288,381 | 285,061 | 289,124 | 289,650 | 291,283 | 296,424 | 297,691 |           |
|  |    | 1985                                       | 287,424 | 293,963 | 292,405 | 302,218 | 305,197 | 304,320 | 310,271 | 307,252 | 310,899 | 323,342 | 321,992 | 320,965 |           |
|  |    | 1986                                       | 327,159 | 335,053 | 329,247 | 337,677 | 331,349 | 321,468 | 330,594 | 336,316 | 333,764 | 338,895 | 346,878 | 354,336 |           |
| D 315680   | 16 | 1987                                       | 357,847 | 361,473 | 365,231 | 368,967 | 365,259 |         |         |         |         |         |         |         |           |
| New orders - Nouvelles commandes   |    | 1983                                       | 232,092 | 235,887 | 239,119 | 248,692 | 267,868 | 252,084 | 259,668 | 260,295 | 264,205 | 260,599 | 273,389 | 275,059 |           |
|  |    | 1984                                       | 284,965 | 274,580 | 296,327 | 286,377 | 284,763 | 292,535 | 275,007 | 289,079 | 297,733 | 282,304 | 290,583 | 319,862 |           |
|  |    | 1985                                       | 285,732 | 292,847 | 287,124 | 294,927 | 304,315 | 296,700 | 333,363 | 308,054 | 317,975 | 350,529 | 300,000 | 302,646 |           |
|  |    | 1986                                       | 334,791 | 330,263 | 330,148 | 331,861 | 309,754 | 331,446 | 340,450 | 319,878 | 328,953 | 349,488 | 346,964 | 367,806 |           |
| D 316035   | 5  | 1987                                       | 360,583 | 369,922 | 362,562 | 372,825 | 370,246 |         |         |         |         |         |         |         |           |
| Unfilled orders - Commandes en carnet  |    | 1983                                       | 89,486  | 94,717  | 91,165  | 98,109  | 116,167 | 110,122 | 109,499 | 111,537 | 106,997 | 106,980 | 113,064 | 116,553 |           |
|  |    | 1984                                       | 121,644 | 125,888 | 138,384 | 138,148 | 142,445 | 146,599 | 136,545 | 136,500 | 144,583 | 135,604 | 129,763 | 151,934 |           |
|  |    | 1985                                       | 150,242 | 149,136 | 143,895 | 136,604 | 135,722 | 128,102 | 151,194 | 151,996 | 159,027 | 186,259 | 164,267 | 145,948 |           |
|  |    | 1986                                       | 153,580 | 148,790 | 149,891 | 143,875 | 122,280 | 132,258 | 142,114 | 125,676 | 120,865 | 131,458 | 131,544 | 145,014 |           |
| D 316390   | 4  | 1987                                       | 147,755 | 156,204 | 153,535 | 157,393 | 162,380 |         |         |         |         |         |         |         |           |
| Inventory owned - Total - Des stocks possédés                                      |    | 1983                                       | 396,275 | 395,523 | 388,078 | 393,873 | 407,637 | 400,79  |         |         |         |         |         |         |           |

TABLE 3. Estimated Value of Shipments, Orders and Inventory in Manufacturing Industries Grouped According to the Standard Industrial Classification

TABLEAU 3. Valeur estimative des livraisons, commandes et stocks des industries manufacturières groupées d'après la classification type des industries

|  |    | Month - Mois |         |         |         |         |         |         |         |         |         |         |         | Total   |           |
|--|----|--------------|---------|---------|---------|---------|---------|---------|---------|---------|---------|---------|---------|---------|-----------|
|  |    | Jan          | Feb     | March   | April   | May     | June    | July    | Aug     | Sept    | Oct     | Nov     | Dec     |         |           |
|  |    | Janv.        | Fév.    | Mars    | Avril   | Mat     | Jun     | Juil.   | Août    | Sept.   | Oct.    | Nov.    | Dec.    |         |           |
| thousands of dollars - milliers de dollars   |    |              |         |         |         |         |         |         |         |         |         |         |         |         |           |
| Raw materials - Matières premières   |    | 1983         | 185 971 | 182 489 | 178 562 | 183 382 | 183 146 | 186 080 | 196 168 | 193 219 | 192 757 | 194 694 | 197 888 | 208 000 |           |
|  |    | 1984         | 205 565 | 201 992 | 210 336 | 214 582 | 216 824 | 215 669 | 216 369 | 209 844 | 212 786 | 209 252 | 211 393 | 204 778 |           |
|  |    | 1985         | 200 815 | 199 842 | 205 264 | 198 014 | 198 096 | 203 066 | 200 706 | 207 051 | 203 887 | 208 515 | 210 083 | 210 729 |           |
| D 317100   | 3  | 1986         | 215 943 | 215 893 | 213 398 | 212 031 | 213 521 | 211 246 | 211 253 | 214 795 | 221 955 | 229 182 | 226 093 | 237 367 |           |
|  |    | 1987         | 227 380 | 227 559 | 227 021 | 229 582 | 232 737 |         |         |         |         |         |         |         |           |
| Goods in process - Produits en cours   |    | 1983         | 37 347  | 38 652  | 38 292  | 38 273  | 38 595  | 38 442  | 38 229  | 40 153  | 40 523  | 39 947  | 41 239  | 41 902  |           |
|  |    | 1984         | 42 643  | 42 526  | 44 224  | 43 979  | 43 251  | 44 305  | 44 233  | 44 253  | 43 427  | 44 838  | 44 104  | 44 026  |           |
|  |    | 1985         | 44 680  | 44 888  | 44 820  | 44 913  | 46 598  | 44 185  | 44 745  | 45 709  | 43 787  | 43 331  | 42 644  | 44 583  |           |
| D 317455   | 7  | 1986         | 45 522  | 47 467  | 41 556  | 42 427  | 43 683  | 46 813  | 54 988  | 47 784  | 48 745  | 47 755  | 48 180  | 46 082  |           |
|  |    | 1987         | 44 705  | 44 801  | 44 971  | 44 025  | 45 372  |         |         |         |         |         |         |         |           |
| Finished products - Produits finis   |    | 1983         | 172 957 | 174 382 | 171 224 | 172 218 | 185 896 | 176 273 | 180 406 | 182 816 | 190 940 | 199 805 | 202 029 | 206 487 |           |
|  |    | 1984         | 205 059 | 215 668 | 221 504 | 230 310 | 234 955 | 234 396 | 231 218 | 228 576 | 220 484 | 224 015 | 221 374 | 228 976 |           |
|  |    | 1985         | 232 340 | 237 756 | 238 171 | 235 934 | 232 391 | 235 425 | 234 655 | 241 602 | 251 673 | 250 829 | 251 101 | 249 573 |           |
| D 317810   | 2  | 1986         | 247 348 | 244 364 | 242 956 | 241 827 | 245 938 | 247 404 | 255 345 | 258 402 | 259 083 | 264 678 | 266 019 | 264 602 |           |
|  |    | 1987         | 264 839 | 254 595 | 243 195 | 241 396 | 245 058 |         |         |         |         |         |         |         |           |
| <b>LEATHER AND ALLIED PRODUCTS INDUSTRIES - INDUSTRIES DU CUIR ET DES PRODUITS CONNEXES.</b> |    |              |         |         |         |         |         |         |         |         |         |         |         |         |           |
| Adjusted for seasonal variation - Chiffres non saisonnalisés                                 |    | 1983         | 71 864  | 90 883  | 89 838  | 74 064  | 79 578  | 96 130  | 93 876  | 179 617 | 135 462 | 117 204 | 107 264 | 80 624  | 1 166 354 |
| Shipments - Livraisons   |    | 1984         | 86 146  | 105 449 | 105 111 | 85 997  | 89 936  | 99 857  | 104 566 | 138 588 | 135 955 | 139 854 | 110 327 | 75 739  | 1 277 525 |
|  |    | 1985         | 85 892  | 94 980  | 101 415 | 86 113  | 89 081  | 95 010  | 105 542 | 139 144 | 144 005 | 147 267 | 108 086 | 84 324  | 1 280 859 |
| D 315401   | 17 | 1986         | 97 352  | 105 489 | 110 895 | 99 018  | 91 515  | 103 900 | 108 718 | 143 391 | 143 624 | 139 453 | 108 888 | 94 527  | 1 346 770 |
|  |    | 1987         | 95 014  | 107 082 | 109 072 | 97 368  | 89 200  |         |         |         |         |         |         |         |           |
| New orders - Nouvelles commandes   |    | 1983         | 76 581  | 108 083 | 100 096 | 113 229 | 84 374  | 100 819 | 79 696  | 121 487 | 126 719 | 96 406  | 104 677 | 75 966  |           |
|  |    | 1984         | 91 979  | 98 367  | 137 975 | 97 250  | 96 994  | 127 295 | 82 636  | 117 110 | 115 853 | 132 431 | 121 309 | 88 013  |           |
|  |    | 1985         | 104 283 | 83 949  | 93 198  | 112 727 | 124 415 | 100 603 | 84 576  | 110 133 | 141 513 | 128 675 | 108 902 | 83 063  |           |
| D 315756   |    | 1986         | 92 347  | 118 122 | 127 566 | 103 612 | 109 167 | 94 787  | 98 274  | 112 287 | 140 198 | 139 454 | 106 081 | 96 298  |           |
|  |    | 1987         | 89 433  | 114 950 | 123 980 | 135 208 | 98 101  |         |         |         |         |         |         |         |           |
| Unfilled orders - Commandes en cours   |    | 1983         | 86 499  | 103 699 | 113 957 | 153 122 | 157 918 | 162 607 | 148 477 | 140 347 | 131 604 | 110 806 | 108 219 | 103 561 |           |
|  |    | 1984         | 109 394 | 102 312 | 135 176 | 146 429 | 153 487 | 180 925 | 158 995 | 137 517 | 117 415 | 109 992 | 120 704 | 132 978 |           |
|  |    | 1985         | 151 369 | 140 338 | 132 121 | 158 735 | 194 069 | 199 662 | 178 696 | 149 685 | 147 193 | 128 601 | 129 417 | 128 156 |           |
| D 315411   |    | 1986         | 123 151 | 135 784 | 152 455 | 157 049 | 174 701 | 165 588 | 155 144 | 124 040 | 120 614 | 120 615 | 117 808 | 119 579 |           |
|  |    | 1987         | 113 998 | 121 866 | 136 774 | 174 614 | 183 515 |         |         |         |         |         |         |         |           |
| Inventory owned - Total - Des stocks possédés  |    | 1983         | 204 650 | 216 778 | 276 906 | 241 297 | 248 473 | 261 854 | 252 390 | 242 575 | 224 245 | 217 485 | 218 862 | 220 977 |           |
|  |    | 1984         | 236 737 | 241 417 | 261 911 | 276 401 | 300 238 | 311 062 | 301 460 | 287 025 | 272 763 | 259 799 | 255 379 | 254 324 |           |
|  |    | 1985         | 260 659 | 257 482 | 258 397 | 272 460 | 296 293 | 297 682 | 301 850 | 295 282 | 274 353 | 250 763 | 250 203 | 256 130 |           |
| D 317886   |    | 1986         | 262 689 | 271 475 | 271 960 | 284 393 | 299 045 | 310 850 | 304 770 | 290 734 | 276 231 | 267 519 | 254 782 | 265 211 |           |
|  |    | 1987         | 273 740 | 278 503 | 272 967 | 285 039 | 299 976 |         |         |         |         |         |         |         |           |
| Raw materials - Matières premières   |    | 1983         | 98 195  | 104 210 | 106 886 | 113 167 | 113 422 | 115 871 | 113 459 | 114 086 | 105 280 | 105 289 | 106 827 | 108 034 |           |
|  |    | 1984         | 111 348 | 114 144 | 119 072 | 128 616 | 126 846 | 131 283 | 130 133 | 128 635 | 129 697 | 130 569 | 133 343 | 128 418 |           |
|  |    | 1985         | 130 674 | 126 852 | 122 695 | 126 078 | 132 806 | 133 654 | 131 224 | 135 443 | 127 722 | 123 975 | 112 702 | 112 575 |           |
| D 316821   |    | 1986         | 118 354 | 119 606 | 117 611 | 120 833 | 124 315 | 127 990 | 127 543 | 123 878 | 117 276 | 115 883 | 106 711 | 117 899 |           |
|  |    | 1987         | 119 591 | 113 349 | 111 216 | 111 597 | 112 557 |         |         |         |         |         |         |         |           |
| Goods in process - Produits en cours   |    | 1983         | 35 880  | 37 285  | 38 595  | 38 838  | 40 233  | 40 764  | 40 889  | 41 493  | 41 828  | 39 246  | 39 633  | 39 487  |           |
|  |    | 1984         | 43 804  | 44 687  | 45 217  | 47 164  | 49 896  | 49 961  | 48 546  | 47 733  | 43 314  | 41 430  | 40 753  | 40 754  |           |
|  |    | 1985         | 42 297  | 42 832  | 43 997  | 48 273  | 50 748  | 49 861  | 52 037  | 50 390  | 48 890  | 45 723  | 48 871  | 47 493  |           |
| D 317176   |    | 1986         | 46 826  | 51 192  | 48 262  | 48 955  | 50 609  | 51 076  | 50 812  | 50 345  | 48 416  | 51 959  | 45 918  | 47 162  |           |
|  |    | 1987         | 48 247  | 48 737  | 49 082  | 49 654  | 52 540  |         |         |         |         |         |         |         |           |
| Finished products - Produits finis   |    | 1983         | 70 575  | 75 283  | 81 425  | 89 292  | 94 818  | 105 219 | 98 042  | 86 996  | 77 137  | 72 950  | 72 402  | 73 486  |           |
|  |    | 1984         | 81 585  | 82 586  | 97 627  | 100 621 | 123 496 | 129 818 | 122 781 | 110 657 | 99 752  | 87 798  | 81 233  | 85 152  |           |
|  |    | 1985         | 87 688  | 87 798  | 91 705  | 98 159  | 112 739 | 114 167 | 118 589 | 109 449 | 97 781  | 87 065  | 88 630  | 91 062  |           |
| D 317531   |    | 1986         | 97 509  | 100 677 | 106 087 | 114 605 | 124 121 | 131 784 | 126 415 | 116 511 | 110 539 | 99 677  | 107 153 | 100 170 |           |
|  |    | 1987         | 105 902 | 116 417 | 112 669 | 123 788 | 134 879 |         |         |         |         |         |         |         |           |
| Adjusted for seasonal variation(1) - Chiffres désaisonnalisés(1)                             |    | 1983         | 90 219  | 95 840  | 87 861  | 92 337  | 96 939  | 98 959  | 96 662  | 98 220  | 99 799  | 98 342  | 104 554 | 106 291 |           |
| Shipments - Livraisons   |    | 1984         | 105 473 | 105 400 | 106 545 | 106 671 | 105 628 | 106 626 | 107 252 | 102 922 | 105 420 | 110 657 | 108 814 | 102 664 |           |
|  |    | 1985         | 101 184 | 101 229 | 104 029 | 104 365 | 103 810 | 103 628 | 105 413 | 108 160 | 110 009 | 115 027 | 108 886 | 111 579 |           |
| D 315681   | 17 | 1986         | 113 681 | 112 978 | 115 655 | 116 198 | 111 532 | 111 079 | 108 292 | 112 950 | 108 509 | 107 480 | 112 061 | 121 201 |           |
|  | 4  | 1987         | 115 964 | 115 051 | 110 696 | 114 016 | 110 164 |         |         |         |         |         |         |         |           |
| New orders - Nouvelles commandes   |    | 1983         | 93 164  | 111 778 | 81 448  | 116 578 | 88 017  | 100 974 | 99 674  | 105 380 | 101 227 | 89 715  | 103 073 | 100 852 |           |
|  |    | 1984         | 110 658 | 90 605  | 123 377 | 105 253 | 97 731  | 127 330 | 103 795 | 100 790 | 93 482  | 114 639 | 123 949 | 117 364 |           |
|  |    | 1985         | 123 016 | 77 646  | 75 341  | 118 907 | 115 952 | 104 998 | 103 754 | 104 617 | 116 967 | 109 030 | 111 222 | 108 322 |           |
| D 316036   | 12 | 1986         | 110 305 | 116 444 | 112 428 | 110 518 | 108 925 | 100 304 | 112 536 | 105 851 | 112 465 | 120 404 | 109 616 | 120 705 |           |
|  |    | 1987         | 112 778 | 114 020 | 107 541 | 140 208 | 98 219  |         |         |         |         |         |         |         |           |
| Unfilled orders - Commandes en cours   |    | 1983         | 101 501 | 117 439 | 111 026 | 135 267 | 126 345 | 128 360 | 131 372 | 138 532 | 139 960 | 131 333 | 129 852 | 124 413 |           |
|  |    | 1984         | 129 598 | 114 803 | 131 635 | 130 217 | 122 320 | 143 024 | 139 567 | 137 435 | 125 497 | 129 479 | 144 159 | 158 799 |           |
|  |    | 1985         | 180 631 | 157 048 | 128 360 | 142 902 | 155 044 | 156 414 | 154 755 | 151 212 | 158 170 | 152 173 | 154 509 | 151 252 |           |
| D 316101   | 4  | 1986         | 147 876 | 151 342 | 148 115 | 142 435 | 139 828 | 129 053 | 133 297 | 126 198 | 130 154 | 143 078 | 140 633 | 140 137 |           |
|  |    | 1987         | 136 951 | 135 920 | 132 765 | 158 957 | 147 012 |         |         |         |         |         |         |         |           |
| Inventory owned - Total - Des stocks possédés  |    | 1983         | 216 627 | 226 549 | 230 974 | 232 784 | 227 062 | 232 109 | 230 608 | 230 874 | 231 163 | 236 610 | 240 897 | 242 151 |           |
|  |    | 1984         | 250 329 | 252 252 | 267 146 | 267 005 | 273 206 | 274 8   |         |         |         |         |         |         |           |



TABLE 3. Estimated Value of Shipments, Orders and Inventory in Manufacturing Industries Grouped According to the Standard Industrial Classification

TABLEAU 3. Valeur estimative des livraisons, commandes et stocks des industries manufacturières groupées d'après la classification type des industries

|  |      | Month - Mois  |              |               |                |            |             |                |              |         |         |         |         | Total     |
|--|------|---------------|--------------|---------------|----------------|------------|-------------|----------------|--------------|---------|---------|---------|---------|-----------|
|  |      | Jan.<br>Janv. | Feb.<br>Fev. | March<br>Mars | April<br>Avril | May<br>Mai | June<br>Jun | July<br>Juill. | Aug.<br>Août | Sept.   | Oct.    | Nov.    | Dec.    |           |
| thousands of dollars = milliers de dollars   |      |               |              |               |                |            |             |                |              |         |         |         |         |           |
| Raw materials - Matières premières   | 1983 | 101 410       | 105 969      | 108 206       | 110 915        | 109 629    | 109 976     | 108 677        | 108 913      | 106 938 | 108 534 | 112 615 | 112 751 | ...       |
|  | 1984 | 114 567       | 116 295      | 121 082       | 126 404        | 122 403    | 122 403     | 124 309        | 124 363      | 122 955 | 131 752 | 134 607 | 140 687 | 134 020   |
|  | 1985 | 133 846       | 129 533      | 125 276       | 124 178        | 127 710    | 126 232     | 125 826        | 129 462      | 129 733 | 127 665 | 118 809 | 122 742 | ...       |
|  | 1986 | 120 523       | 122 459      | 120 726       | 119 212        | 119 304    | 120 700     | 122 473        | 118 385      | 119 062 | 119 258 | 112 529 | 123 098 | ...       |
| D 317101   | 2    | 1987          | 121 375      | 116 136       | 114 526        | 110 197    | 107 906     |                |              |         |         |         |         | ...       |
| Goods in process - Produits en cours   | 1983 | 36 713        | 37 367       | 39 195        | 37 615         | 37 707     | 38 280      | 38 640         | 39 851       | 42 647  | 41 796  | 42 447  | 42 629  | ...       |
|  | 1984 | 44 900        | 44 993       | 45 836        | 45 693         | 46 745     | 46 921      | 45 841         | 45 906       | 44 117  | 44 034  | 43 731  | 43 817  | ...       |
|  | 1985 | 43 435        | 43 343       | 44 531        | 46 723         | 47 410     | 46 835      | 49 110         | 48 499       | 49 816  | 46 395  | 52 521  | 50 811  | ...       |
|  | 1986 | 48 175        | 52 061       | 48 804        | 47 437         | 47 201     | 47 972      | 47 918         | 48 479       | 49 419  | 55 094  | 49 390  | 50 285  | ...       |
| D 317456   | 2    | 1987          | 49 693       | 49 666        | 49 633         | 48 114     | 48 961      |                |              |         |         |         |         | ...       |
| Finished products - Produits finis   | 1983 | 78 504        | 83 213       | 83 573        | 84 254         | 79 726     | 83 853      | 83 291         | 82 110       | 81 583  | 86 280  | 85 835  | 86 773  | ...       |
|  | 1984 | 90 862        | 90 964       | 100 228       | 94 908         | 104 058    | 103 589     | 104 264        | 104 502      | 105 246 | 103 928 | 96 145  | 100 676 | ...       |
|  | 1985 | 97 713        | 96 407       | 94 201        | 92 717         | 95 042     | 91 304      | 100 533        | 103 322      | 103 014 | 102 950 | 105 012 | 107 791 | ...       |
|  | 1986 | 108 778       | 110 150      | 109 076       | 108 343        | 104 629    | 105 545     | 107 095        | 109 958      | 116 283 | 117 877 | 121 106 | 118 643 | ...       |
| D 317811   | 2    | 1987          | 118 207      | 127 121       | 115 938        | 117 068    | 113 697     |                |              |         |         |         |         | ...       |
| <b>PRIMARY TEXTILE INDUSTRIES - INDUSTRIES TEXTILES DE PREMIERE TRANSFORMATION</b> |      |               |              |               |                |            |             |                |              |         |         |         |         |           |
| Unadjusted for seasonal variation - Chiffres non désaisonnalisés                   | 1983 | 207 626       | 215 833      | 243 289       | 236 495        | 226 554    | 259 701     | 163 290        | 208 406      | 248 391 | 244 534 | 232 522 | 229 941 | 2 716 582 |
| Shipments - Livraisons   | 1984 | 216 526       | 228 472      | 298 342       | 243 797        | 236 801    | 269 699     | 158 276        | 205 565      | 221 573 | 238 376 | 229 638 | 212 098 | 2 719 158 |
|  | 1985 | 205 190       | 240 386      | 240 751       | 228 790        | 275 887    | 232 233     | 174 193        | 213 969      | 240 299 | 255 990 | 239 688 | 215 727 | 2 713 103 |
|  | 1986 | 234 141       | 238 874      | 253 348       | 268 297        | 253 458    | 298 115     | 183 607        | 222 072      | 248 653 | 244 334 | 240 536 | 209 290 | 2 854 675 |
| D 315407   | 18   | 1987          | 231 521      | 248 297       | 277 187        | 278 314    | 277 978     |                |              |         |         |         |         | ...       |
| New orders - Nouvelles commandes   | 1983 | 214 784       | 226 937      | 238 119       | 236 862        | 223 879    | 252 812     | 172 109        | 208 394      | 240 044 | 252 729 | 231 217 | 226 939 | ...       |
|  | 1984 | 227 166       | 246 530      | 256 842       | 231 045        | 230 935    | 257 172     | 156 433        | 209 262      | 221 349 | 236 281 | 210 588 | 212 481 | ...       |
|  | 1985 | 208 388       | 241 054      | 270 177       | 215 588        | 227 691    | 238 761     | 162 408        | 210 218      | 232 399 | 271 673 | 234 339 | 214 570 | ...       |
|  | 1986 | 253 976       | 252 803      | 249 736       | 276 386        | 224 562    | 246 412     | 178 984        | 214 883      | 237 591 | 256 722 | 289 580 | 214 503 | ...       |
| D 315762   |      | 1987          | 236 839      | 260 341       | 279 137        | 273 784    | 309 182     |                |              |         |         |         |         | ...       |
| Unfilled orders - Commandes en carnet  | 1983 | 217 404       | 228 508      | 223 938       | 224 305        | 221 630    | 214 741     | 223 560        | 223 548      | 215 201 | 223 396 | 222 091 | 219 089 | ...       |
|  | 1984 | 224 729       | 242 787      | 241 287       | 228 540        | 222 674    | 210 147     | 208 304        | 212 001      | 211 777 | 209 682 | 210 632 | 211 015 | ...       |
|  | 1985 | 214 213       | 214 881      | 244 257       | 231 055        | 232 859    | 239 387     | 227 602        | 223 851      | 215 951 | 237 634 | 232 285 | 231 078 | ...       |
|  | 1986 | 250 863       | 264 842      | 261 230       | 269 319        | 240 423    | 228 720     | 224 097        | 216 908      | 205 846 | 217 784 | 266 878 | 272 041 | ...       |
| D 316117   |      | 1987          | 277 359      | 289 403       | 291 353        | 286 823    | 318 027     |                |              |         |         |         |         | ...       |
| Inventory owned - Total - Des stocks possédés                                      | 1983 | 392 320       | 393 243      | 400 080       | 427 183        | 432 093    | 437 321     | 445 146        | 440 887      | 440 727 | 448 566 | 450 138 | 457 924 | ...       |
|  | 1984 | 454 654       | 452 192      | 461 309       | 455 329        | 453 736    | 452 971     | 458 574        | 458 105      | 457 103 | 455 232 | 458 986 | 468 714 | ...       |
|  | 1985 | 458 010       | 468 458      | 473 650       | 470 333        | 465 609    | 466 113     | 441 851        | 440 541      | 437 783 | 445 420 | 446 246 | 462 085 | ...       |
|  | 1986 | 463 661       | 471 546      | 480 833       | 468 022        | 450 583    | 443 413     | 439 578        | 441 044      | 445 531 | 435 918 | 457 839 | 453 500 | ...       |
| D 317892   |      | 1987          | 449 546      | 442 755       | 452 314        | 458 055    | 468 868     |                |              |         |         |         |         | ...       |
| Raw materials - Matières premières   | 1983 | 133 025       | 132 279      | 133 237       | 144 093        | 147 816    | 156 602     | 157 630        | 153 049      | 147 860 | 150 119 | 148 179 | 150 615 | ...       |
|  | 1984 | 148 288       | 152 704      | 148 806       | 148 236        | 148 156    | 149 313     | 152 723        | 151 143      | 149 911 | 150 741 | 147 678 | 151 480 | ...       |
|  | 1985 | 148 659       | 147 876      | 154 097       | 156 271        | 155 076    | 156 251     | 145 203        | 147 497      | 148 983 | 151 551 | 152 191 | 153 257 | ...       |
|  | 1986 | 164 157       | 167 787      | 190 090       | 180 634        | 174 705    | 172 515     | 167 206        | 169 636      | 178 594 | 180 108 | 186 093 | 185 560 | ...       |
| D 316827   |      | 1987          | 172 330      | 158 276       | 166 098        | 171 724    | 176 603     |                |              |         |         |         |         | ...       |
| Goods in process - Produits en cours   | 1983 | 94 843        | 98 325       | 100 987       | 109 522        | 110 147    | 109 555     | 110 415        | 112 938      | 116 163 | 117 554 | 117 833 | 117 924 | ...       |
|  | 1984 | 115 843       | 117 431      | 120 294       | 116 242        | 120 088    | 120 489     | 115 863        | 116 406      | 119 531 | 116 508 | 113 263 | 114 892 | ...       |
|  | 1985 | 108 760       | 111 511      | 112 571       | 109 841        | 112 187    | 112 354     | 108 464        | 107 753      | 106 161 | 109 691 | 107 838 | 125 776 | ...       |
|  | 1986 | 108 087       | 110 857      | 107 039       | 97 624         | 97 153     | 94 932      | 93 219         | 100 928      | 104 858 | 108 182 | 115 000 | 108 795 | ...       |
| D 317182   |      | 1987          | 110 499      | 117 619       | 111 421        | 109 162    | 110 501     |                |              |         |         |         |         | ...       |
| Finished products - Produits finis   | 1983 | 164 452       | 162 639      | 165 856       | 173 568        | 174 130    | 171 164     | 177 101        | 174 900      | 176 704 | 180 893 | 184 126 | 189 385 | ...       |
|  | 1984 | 190 523       | 182 557      | 192 209       | 190 851        | 185 492    | 183 169     | 189 988        | 190 556      | 187 661 | 188 483 | 189 045 | 202 342 | ...       |
|  | 1985 | 200 591       | 209 071      | 206 982       | 204 271        | 186 346    | 197 508     | 188 184        | 185 291      | 182 659 | 184 178 | 186 217 | 183 052 | ...       |
|  | 1986 | 191 417       | 192 307      | 188 704       | 189 764        | 178 725    | 175 966     | 179 103        | 170 480      | 162 079 | 147 628 | 156 746 | 159 741 | ...       |
| D 317537   |      | 1987          | 166 717      | 171 860       | 174 795        | 177 169    | 181 764     |                |              |         |         |         |         | ...       |
| Adjusted for seasonal variation (1) - Chiffres désaisonnalisés (1)                 | 1983 | 220 735       | 220 238      | 218 470       | 219 345        | 226 974    | 229 557     | 229 237        | 228 554      | 233 857 | 231 459 | 226 818 | 233 468 | ...       |
| Shipments - Livraisons   | 1984 | 229 546       | 223 601      | 230 194       | 235 278        | 231 979    | 234 708     | 222 919        | 223 649      | 215 810 | 220 076 | 222 882 | 224 066 | ...       |
|  | 1985 | 213 015       | 243 470      | 219 844       | 213 658        | 219 375    | 209 931     | 237 378        | 232 219      | 236 109 | 237 866 | 230 584 | 227 632 | ...       |
|  | 1986 | 241 883       | 240 848      | 242 705       | 242 332        | 245 925    | 234 237     | 249 945        | 245 342      | 237 545 | 225 709 | 240 261 | 215 705 | ...       |
| D 315682   | 18   | 1987          | 239 385      | 249 653       | 256 149        | 261 498    | 274 867     |                |              |         |         |         |         | ...       |
| New orders - Nouvelles commandes   | 1983 | 220 277       | 217 163      | 216 681       | 228 039        | 229 960    | 231 209     | 237 578        | 231 318      | 231 197 | 230 170 | 225 505 | 228 616 | ...       |
|  | 1984 | 227 177       | 227 215      | 231 126       | 231 715        | 231 960    | 230 530     | 220 867        | 230 989      | 221 130 | 220 575 | 223 987 | 222 616 | ...       |
|  | 1985 | 208 577       | 232 268      | 242 947       | 209 714        | 226 491    | 226 899     | 225 395        | 231 514      | 233 588 | 248 767 | 225 561 | 225 315 | ...       |
|  | 1986 | 257 080       | 240 816      | 249 927       | 237 630        | 234 275    | 233 302     | 245 776        | 240 774      | 231 400 | 226 798 | 290 955 | 270 211 | ...       |
| D 316037   | 12   | 1987          | 233 416      | 246 686       | 257 531        | 267 804    | 311 693     |                |              |         |         |         |         | ...       |
| Unfilled orders - Commandes en carnet  | 1983 | 213 120       | 210 045      | 208 256       | 216 950        | 219 936    | 221 588     | 229 929        | 232 693      | 230 038 | 228 749 | 227 436 | 222 584 | ...       |
|  | 1984 | 220 215       | 223 829      | 224 161       | 220 598        | 220 579    | 216 401     | 214 349        | 221 689      | 227 009 | 214 508 | 215 613 | 214 163 | ...       |
|  | 1985 | 205 725       | 198 523      | 226 626       | 222 682        | 229 848    | 246 816     | 204 883        | 234 178      | 231 657 | 242 558 | 237 536 | 245 218 | ...       |
|  | 1986 | 245 415       | 245 383      | 253 105       | 248 403        | 236 753    | 235 818     | 231 649        | 227 081      | 220 936 | 222 025 | 272 719 | 277 225 | ...       |
| D 316392   | 3    | 1987          | 271 256      | 268 289       | 269 671        | 275 977    | 312 803     |                |              |         |         |         |         | ...       |
| Inventory owned - Total - Des stocks possédés                                      | 1983 | 395 181       | 390 128      | 395 885       | 425 808        | 430 980    | 440 316     | 448 738        | 444 490      | 442 191 | 450 353 | 448 750 | 454 182 | ...       |
|  | 1984 | 457 254       | 448 173      | 457 195       | 453 551        | 453 138    | 456 301     | 467 582        | 461 524      | 458 884 | 457 142 | 457 656 | 465 270 | ...       |
|  | 1985 | 459 043       | 463 189      | 469 900       | 468 003        | 465 410    | 469 789     | 445 476        | 443 57       |         |         |         |         |           |

TABLE 3. Estimated Value of Shipments, Orders and Inventory in Manufacturing Industries Grouped According to the Standard Industrial Classification

TABLEAU 3. Valeur estimative des livraisons, commandes et stocks des industries manufacturières groupées d'après la classification type des industries

|  |    | Month - Mois                               |         |         |         |         |         |         |         |         |         |         |         | Total   |           |
|--|----|--|---------|---------|---------|---------|---------|---------|---------|---------|---------|---------|---------|---------|-----------|
|  |    | Jan  | Feb     | March   | April   | May     | June    | July    | Aug     | Sept    | Oct     | Nov     | Dec     |         |           |
|  |    | Janv.                                      | Fév.    | Mars    | Avril   | Mai     | Jun     | Juill   | Août    | Sept    | Oct.    | Nov     | Dec.    |         |           |
|  |    | Thousands of dollars - milliers de dollars |         |         |         |         |         |         |         |         |         |         |         |         |           |
| Raw materials - Matières premières   |    | 1983                                       | 133 025 | 132 279 | 133 237 | 144 093 | 147 816 | 156 602 | 157 630 | 153 049 | 147 860 | 150 119 | 148 179 | 150 615 | 151 480   |
|  |    | 1984                                       | 148 288 | 152 204 | 148 806 | 148 236 | 148 156 | 149 313 | 152 723 | 151 143 | 149 911 | 150 241 | 147 678 | 151 480 | 151 480   |
|  |    | 1985                                       | 148 659 | 147 876 | 154 097 | 154 097 | 155 076 | 156 251 | 145 203 | 147 497 | 148 983 | 151 551 | 152 191 | 153 257 | 153 257   |
|  |    | 1986                                       | 164 157 | 167 782 | 190 090 | 180 634 | 174 705 | 172 515 | 167 206 | 169 636 | 178 594 | 180 108 | 186 093 | 185 560 | 185 560   |
| D 317102   | 2  | 1987                                       | 172 330 | 158 276 | 166 098 | 171 724 | 176 603 |         |         |         |         |         |         |         |           |
| Good in process - Produits en cours  |    | 1983                                       | 97 605  | 99 208  | 101 200 | 111 484 | 109 555 | 109 643 | 112 830 | 113 335 | 113 319 | 115 272 | 116 000 | 116 113 | 116 113   |
|  |    | 1984                                       | 118 899 | 118 021 | 120 777 | 118 518 | 119 657 | 120 803 | 118 724 | 116 569 | 116 638 | 114 257 | 111 556 | 112 994 | 112 994   |
|  |    | 1985                                       | 111 207 | 111 600 | 113 296 | 112 415 | 111 829 | 112 512 | 111 200 | 107 980 | 103 562 | 107 751 | 106 496 | 123 382 | 123 382   |
|  |    | 1986                                       | 110 180 | 110 625 | 102 883 | 100 117 | 96 911  | 94 998  | 95 619  | 101 161 | 102 251 | 106 395 | 113 760 | 105 984 | 105 984   |
| D 317457   | 2  | 1987                                       | 112 456 | 112 170 | 112 456 | 112 064 | 110 259 |         |         |         |         |         |         |         |           |
| Finished products - Produits finis   |    | 1983                                       | 164 551 | 158 641 | 161 448 | 170 231 | 173 609 | 174 071 | 178 278 | 178 106 | 181 012 | 184 962 | 184 071 | 187 454 | 187 454   |
|  |    | 1984                                       | 190 067 | 177 948 | 187 612 | 186 797 | 185 305 | 186 185 | 191 135 | 194 812 | 192 335 | 192 644 | 198 422 | 200 795 | 200 795   |
|  |    | 1985                                       | 199 177 | 203 713 | 202 507 | 199 367 | 198 505 | 201 026 | 189 073 | 188 094 | 187 534 | 188 225 | 186 796 | 181 996 | 181 996   |
|  |    | 1986                                       | 189 484 | 187 817 | 184 931 | 184 955 | 179 065 | 179 210 | 179 840 | 172 830 | 166 594 | 150 887 | 157 312 | 159 025 | 159 025   |
| D 317812   | 1  | 1987                                       | 164 805 | 167 212 | 171 317 | 172 545 | 182 220 |         |         |         |         |         |         |         |           |
| <b>TEXTILE PRODUCTS INDUSTRIES - INDUSTRIES DES PRODUITS TEXTILES</b>                    |    |  |         |         |         |         |         |         |         |         |         |         |         |         |           |
| Unadjusted for seasonal variation - Chiffres non désaisonnalisés. Shipments - Livraisons |    | 1983                                       | 169 440 | 184 091 | 214 895 | 206 340 | 204 069 | 218 052 | 165 499 | 193 011 | 221 266 | 221 523 | 220 485 | 176 151 | 2 394 822 |
|  |    | 1984                                       | 191 478 | 204 399 | 222 963 | 212 062 | 223 851 | 223 049 | 186 832 | 195 185 | 212 082 | 232 102 | 218 098 | 176 118 | 2 498 219 |
|  |    | 1985                                       | 186 549 | 198 996 | 218 841 | 217 531 | 228 348 | 219 835 | 196 587 | 209 305 | 225 381 | 245 451 | 235 872 | 197 686 | 2 580 382 |
|  |    | 1986                                       | 208 449 | 216 305 | 226 932 | 252 736 | 236 776 | 237 679 | 203 517 | 218 640 | 233 473 | 254 152 | 232 426 | 211 245 | 2 732 330 |
| D 315413   | 19 | 1987                                       | 207 162 | 228 417 | 243 910 | 258 673 | 249 266 |         |         |         |         |         |         |         |           |
| New orders - Nouvelles commandes   |    | 1983                                       | 183 513 | 188 476 | 212 006 | 211 780 | 205 146 | 207 746 | 163 286 | 202 572 | 217 205 | 234 913 | 200 194 | 181 619 | 181 619   |
|  |    | 1984                                       | 212 210 | 214 764 | 231 881 | 198 980 | 227 216 | 221 362 | 165 081 | 216 758 | 217 144 | 231 823 | 211 505 | 178 853 | 178 853   |
|  |    | 1985                                       | 196 378 | 210 106 | 220 505 | 166 098 | 225 869 | 220 056 | 210 926 | 214 114 | 222 880 | 253 982 | 225 744 | 192 542 | 192 542   |
|  |    | 1986                                       | 213 190 | 214 146 | 208 842 | 265 196 | 235 474 | 242 509 | 206 016 | 215 011 | 220 946 | 266 813 | 214 732 | 214 237 | 214 237   |
| D 315768   |    | 1987                                       | 216 646 | 224 944 | 247 052 | 264 695 | 246 887 |         |         |         |         |         |         |         |           |
| Unfilled orders - Commandes en carnet  |    | 1983                                       | 105 664 | 110 049 | 107 160 | 112 600 | 113 677 | 103 371 | 101 158 | 110 719 | 106 658 | 120 048 | 99 757  | 105 225 | 105 225   |
|  |    | 1984                                       | 125 957 | 136 322 | 145 240 | 132 158 | 135 523 | 133 836 | 112 085 | 133 658 | 138 720 | 138 441 | 131 848 | 134 583 | 134 583   |
|  |    | 1985                                       | 144 412 | 155 522 | 157 186 | 105 753 | 103 274 | 103 495 | 117 834 | 122 643 | 120 142 | 128 673 | 118 545 | 113 401 | 113 401   |
|  |    | 1986                                       | 118 142 | 115 983 | 97 893  | 110 353 | 109 051 | 113 881 | 116 380 | 112 751 | 100 224 | 112 885 | 95 191  | 98 183  | 98 183    |
| D 316173   |    | 1987                                       | 107 667 | 104 194 | 107 336 | 113 358 | 110 979 |         |         |         |         |         |         |         |           |
| Inventory owned - Total - Des stocks possédés  |    | 1983                                       | 418 126 | 414 817 | 479 639 | 414 585 | 470 858 | 430 398 | 408 444 | 415 389 | 431 976 | 436 421 | 449 377 | 453 658 | 453 658   |
|  |    | 1984                                       | 487 678 | 481 247 | 478 614 | 474 957 | 463 674 | 451 130 | 438 052 | 436 839 | 443 515 | 443 433 | 450 817 | 450 778 | 450 778   |
|  |    | 1985                                       | 474 157 | 468 856 | 471 236 | 434 376 | 429 391 | 428 512 | 407 910 | 418 435 | 418 765 | 406 833 | 410 774 | 430 674 | 430 674   |
|  |    | 1986                                       | 440 120 | 459 043 | 471 713 | 478 222 | 480 467 | 482 447 | 460 739 | 461 898 | 452 645 | 445 578 | 442 785 | 441 951 | 441 951   |
| D 317898   |    | 1987                                       | 450 960 | 464 736 | 473 147 | 474 205 | 476 279 |         |         |         |         |         |         |         |           |
| Raw materials - Matières premières   |    | 1983                                       | 180 952 | 188 539 | 191 487 | 184 482 | 184 167 | 186 505 | 189 199 | 186 152 | 190 666 | 195 598 | 198 490 | 200 845 | 200 845   |
|  |    | 1984                                       | 226 818 | 215 010 | 216 026 | 211 857 | 202 103 | 194 402 | 197 706 | 195 712 | 200 969 | 198 320 | 202 317 | 200 244 | 200 244   |
|  |    | 1985                                       | 217 077 | 212 110 | 211 742 | 205 946 | 204 799 | 201 326 | 197 850 | 202 196 | 201 653 | 196 890 | 193 460 | 207 895 | 207 895   |
|  |    | 1986                                       | 212 659 | 222 015 | 225 011 | 226 284 | 227 089 | 227 294 | 218 671 | 227 710 | 219 089 | 211 114 | 207 137 | 206 764 | 206 764   |
| D 316833   |    | 1987                                       | 209 805 | 215 861 | 215 116 | 218 998 | 221 673 |         |         |         |         |         |         |         |           |
| Goods in process - Produits en cours   |    | 1983                                       | 75 387  | 73 289  | 74 530  | 74 105  | 70 543  | 74 029  | 68 634  | 72 209  | 74 884  | 73 723  | 74 958  | 76 507  | 76 507    |
|  |    | 1984                                       | 80 227  | 85 738  | 86 146  | 81 083  | 78 908  | 77 805  | 74 083  | 75 201  | 76 656  | 76 993  | 76 132  | 72 902  | 72 902    |
|  |    | 1985                                       | 76 329  | 75 171  | 76 721  | 60 765  | 60 984  | 64 475  | 60 523  | 63 855  | 63 227  | 60 756  | 63 131  | 63 475  | 63 475    |
|  |    | 1986                                       | 66 522  | 69 579  | 73 267  | 73 366  | 73 478  | 72 494  | 72 698  | 70 128  | 67 777  | 67 124  | 67 547  | 66 004  | 66 004    |
| D 317188   |    | 1987                                       | 68 965  | 69 504  | 72 454  | 72 725  | 71 374  |         |         |         |         |         |         |         |           |
| Finished products - Produits finis   |    | 1983                                       | 161 787 | 152 989 | 163 622 | 155 998 | 166 148 | 169 864 | 150 611 | 157 028 | 166 356 | 167 100 | 175 929 | 176 306 | 176 306   |
|  |    | 1984                                       | 180 583 | 180 499 | 176 442 | 182 017 | 182 663 | 178 923 | 166 263 | 165 926 | 165 890 | 168 120 | 172 368 | 177 582 | 177 582   |
|  |    | 1985                                       | 180 746 | 181 585 | 183 273 | 167 615 | 163 608 | 162 711 | 149 537 | 152 384 | 153 885 | 149 187 | 154 183 | 159 304 | 159 304   |
|  |    | 1986                                       | 160 939 | 167 449 | 173 435 | 178 572 | 179 900 | 182 659 | 169 370 | 164 060 | 165 779 | 167 340 | 168 101 | 169 183 | 169 183   |
| D 317543   |    | 1987                                       | 172 190 | 179 371 | 185 577 | 182 482 | 183 232 |         |         |         |         |         |         |         |           |
| Adjusted for seasonal variation(1) - Chiffres désaisonnalisés(1). Shipments - Livraisons |    | 1983                                       | 188 704 | 192 541 | 196 786 | 198 359 | 195 561 | 204 197 | 189 317 | 201 275 | 208 398 | 208 342 | 207 443 | 203 590 | 203 590   |
|  |    | 1984                                       | 209 715 | 204 051 | 208 170 | 205 733 | 210 747 | 210 343 | 211 286 | 207 376 | 209 019 | 209 419 | 205 865 | 206 821 | 206 821   |
|  |    | 1985                                       | 201 805 | 206 567 | 207 911 | 207 394 | 213 163 | 212 567 | 217 357 | 221 168 | 219 350 | 222 093 | 225 493 | 226 417 | 226 417   |
|  |    | 1986                                       | 225 108 | 223 592 | 231 447 | 227 626 | 225 259 | 225 541 | 225 922 | 233 387 | 223 432 | 228 356 | 228 412 | 236 192 | 236 192   |
| D 315683   | 19 | 1987                                       | 229 111 | 235 677 | 230 899 | 248 317 | 239 755 |         |         |         |         |         |         |         |           |
| New orders - Nouvelles commandes   |    | 1983                                       | 191 327 | 194 265 | 195 007 | 212 540 | 198 610 | 198 026 | 193 372 | 200 616 | 205 881 | 216 689 | 198 387 | 205 731 | 205 731   |
|  |    | 1984                                       | 217 751 | 210 363 | 217 417 | 204 275 | 214 874 | 212 932 | 195 812 | 212 740 | 217 646 | 201 267 | 214 160 | 204 928 | 204 928   |
|  |    | 1985                                       | 197 351 | 212 904 | 209 567 | 168 551 | 211 530 | 216 584 | 239 349 | 214 296 | 220 291 | 222 419 | 224 783 | 217 827 | 217 827   |
|  |    | 1986                                       | 218 161 | 218 222 | 214 628 | 247 795 | 224 944 | 234 605 | 235 445 | 218 238 | 213 909 | 233 657 | 222 543 | 232 214 | 232 214   |
| D 316038   | 6  | 1987                                       | 228 417 | 229 184 | 233 298 | 263 003 | 238 430 |         |         |         |         |         |         |         |           |
| Unfilled orders - Commandes en carnet  |    | 1983                                       | 98 530  | 100 254 | 98 475  | 112 656 | 113 905 | 107 734 | 111 789 | 111 130 | 108 613 | 136 360 | 107 904 | 110 045 | 110 045   |
|  |    | 1984                                       | 118 081 | 124 393 | 133 640 | 132 132 | 136 259 | 138 848 | 123 374 | 133 738 | 142 365 | 134 713 | 142 508 | 140 675 | 140 675   |
|  |    | 1985                                       | 136 161 | 142 498 | 144 154 | 105 311 | 103 678 | 107 695 | 129 667 | 122 815 | 173 756 | 174 082 | 177 372 | 178 782 | 178 782   |
|  |    | 1986                                       | 111 833 | 106 465 |         |         |         |         |         |         |         |         |         |         |           |



TABLE 3. Estimated Value of Shipments, Orders and Inventory in Manufacturing Industries Grouped According to the Standard Industrial Classification

TABLEAU 3. Valeur estimative des livraisons, commandes et stocks des industries manufacturières groupées d'après la classification type des industries

|  |      | Month - Mois |           |           |           |           |           |           |           |           |           |           |           | Total     |
|--|------|--------------|-----------|-----------|-----------|-----------|-----------|-----------|-----------|-----------|-----------|-----------|-----------|-----------|
|  |      | Jan          | Feb       | March     | April     | May       | June      | July      | Aug       | Sept      | Oct       | Nov       | Dec       |           |
|  |      | Janv.        | Fév.      | Mars      | Avril     | Mai       | Jun       | Juill.    | Août      | Sept.     | Oct.      | Nov.      | Dec.      |           |
| thousands of dollars - milliers de dollars                         |      |              |           |           |           |           |           |           |           |           |           |           |           |           |
| Raw materials - Matières premières                                 | 1983 | 173,892      | 181,794   | 183,452   | 180,317   | 183,269   | 186,972   | 192,119   | 190,417   | 194,260   | 202,127   | 204,418   | 207,014   |           |
|  | 1984 | 218,094      | 207,219   | 207,100   | 207,155   | 200,798   | 194,655   | 201,330   | 199,828   | 204,445   | 205,045   | 208,660   | 206,267   |           |
|  | 1985 | 208,868      | 204,286   | 202,630   | 201,414   | 203,557   | 201,507   | 201,764   | 206,428   | 204,849   | 203,588   | 199,387   | 214,104   |           |
|  | 1986 | 204,637      | 213,784   | 216,024   | 221,305   | 225,735   | 227,453   | 223,293   | 232,357   | 222,267   | 218,364   | 213,411   | 212,939   |           |
| D 317103   | 2    | 1987         | 201,891   | 207,919   | 206,763   | 214,158   | 220,351   |           |           |           |           |           |           |           |
| Goods in process - Produits en cours                               | 1983 | 73,348       | 69,442    | 70,451    | 72,411    | 71,270    | 73,786    | 73,186    | 73,871    | 76,117    | 75,660    | 75,807    | 78,068    |           |
|  | 1984 | 78,080       | 81,454    | 81,347    | 79,198    | 79,456    | 77,673    | 78,812    | 76,814    | 78,117    | 79,138    | 76,955    | 74,382    |           |
|  | 1985 | 74,395       | 71,530    | 72,215    | 59,434    | 61,346    | 64,514    | 64,181    | 65,238    | 64,366    | 62,461    | 63,853    | 64,850    |           |
|  | 1986 | 64,843       | 66,335    | 68,782    | 71,822    | 73,840    | 72,661    | 76,945    | 71,647    | 68,998    | 69,008    | 68,305    | 67,489    |           |
| D 317458   | 2    | 1987         | 67,230    | 66,308    | 67,930    | 71,229    | 71,687    |           |           |           |           |           |           |           |
| Finished products - Produits finis                                 | 1983 | 159,758      | 148,981   | 153,190   | 151,646   | 160,467   | 163,519   | 157,477   | 166,625   | 173,017   | 174,937   | 179,483   | 177,531   |           |
|  | 1984 | 178,354      | 175,617   | 165,425   | 176,647   | 176,384   | 172,273   | 173,734   | 176,086   | 172,622   | 175,747   | 175,975   | 178,924   |           |
|  | 1985 | 178,673      | 176,399   | 172,152   | 162,686   | 157,558   | 157,102   | 156,436   | 161,304   | 160,213   | 156,021   | 157,539   | 160,749   |           |
|  | 1986 | 159,235      | 162,335   | 162,972   | 173,320   | 173,114   | 176,721   | 177,295   | 173,370   | 172,668   | 175,042   | 171,900   | 170,050   |           |
| D 317813   | 3    | 1987         | 170,553   | 173,607   | 174,431   | 177,133   | 176,235   |           |           |           |           |           |           |           |
| <b>CLOTHING INDUSTRIES - INDUSTRIES DE L'HABILLEMENT:</b>          |      |              |           |           |           |           |           |           |           |           |           |           |           |           |
| Unadjusted for seasonal variation - Chiffres non désaisonnalisés   | 1983 | 350,044      | 419,043   | 442,075   | 352,035   | 330,033   | 400,312   | 398,195   | 487,529   | 498,569   | 460,793   | 439,956   | 312,470   | 4,891,054 |
| Shipments - Livraisons   | 1984 | 378,104      | 445,856   | 455,399   | 386,084   | 371,491   | 419,596   | 441,830   | 525,032   | 498,225   | 511,577   | 454,299   | 336,264   | 5,223,757 |
|  | 1985 | 385,602      | 454,472   | 454,468   | 389,387   | 379,211   | 419,365   | 460,451   | 534,553   | 525,149   | 546,110   | 484,777   | 365,630   | 5,399,175 |
|  | 1986 | 431,168      | 498,147   | 482,226   | 429,889   | 394,805   | 432,597   | 489,206   | 561,458   | 602,196   | 581,825   | 493,579   | 379,901   | 5,777,197 |
| D 315424   | 24   | 1987         | 432,827   | 520,830   | 541,484   | 450,926   | 412,019   |           |           |           |           |           |           |           |
| New orders - Nouvelles commandes                                   | 1983 | 384,549      | 389,262   | 422,418   | 384,350   | 347,651   | 413,150   | 390,156   | 471,245   | 485,965   | 469,757   | 442,557   | 315,085   |           |
|  | 1984 | 382,700      | 478,915   | 455,720   | 397,945   | 410,001   | 419,313   | 433,823   | 513,443   | 493,923   | 502,261   | 459,203   | 328,560   |           |
|  | 1985 | 388,341      | 430,507   | 454,110   | 407,485   | 396,887   | 435,261   | 460,076   | 511,734   | 516,897   | 574,273   | 493,989   | 359,141   |           |
|  | 1986 | 446,166      | 463,988   | 473,075   | 446,207   | 419,166   | 448,718   | 477,129   | 518,327   | 620,797   | 600,446   | 519,778   | 377,564   |           |
| D 315779   |      | 1987         | 428,822   | 493,433   | 544,094   | 473,433   | 446,810   |           |           |           |           |           |           |           |
| Unfilled orders - Commandes en carnet                              | 1983 | 254,959      | 225,178   | 205,521   | 237,836   | 255,454   | 268,292   | 260,253   | 243,969   | 231,365   | 240,329   | 242,930   | 245,545   |           |
|  | 1984 | 250,141      | 233,200   | 233,521   | 245,382   | 283,892   | 283,609   | 275,602   | 264,013   | 259,711   | 250,395   | 255,299   | 247,595   |           |
|  | 1985 | 250,334      | 226,369   | 226,011   | 244,109   | 261,785   | 277,681   | 277,306   | 254,487   | 246,235   | 274,348   | 283,560   | 277,071   |           |
|  | 1986 | 292,069      | 257,710   | 248,559   | 264,872   | 289,233   | 305,354   | 293,277   | 250,146   | 268,747   | 287,368   | 313,567   | 311,230   |           |
| D 316134   |      | 1987         | 307,225   | 279,828   | 282,438   | 304,945   | 339,736   |           |           |           |           |           |           |           |
| Inventory owned - Total - Des stocks possédés                      | 1983 | 895,173      | 894,216   | 901,681   | 954,490   | 1,018,097 | 1,038,770 | 1,015,088 | 979,027   | 944,869   | 921,701   | 923,479   | 941,513   |           |
|  | 1984 | 991,220      | 976,571   | 973,321   | 1,025,926 | 1,099,279 | 1,144,774 | 1,127,571 | 1,100,388 | 1,072,677 | 1,055,269 | 1,037,382 | 1,053,613 |           |
|  | 1985 | 1,095,840    | 1,097,852 | 1,133,581 | 1,184,477 | 1,215,433 | 1,232,542 | 1,193,284 | 1,165,481 | 1,110,403 | 1,085,567 | 1,089,772 | 1,092,282 |           |
|  | 1986 | 1,101,156    | 1,092,833 | 1,093,483 | 1,149,734 | 1,207,482 | 1,234,440 | 1,198,363 | 1,169,732 | 1,145,552 | 1,101,261 | 1,078,366 | 1,087,013 |           |
| D 317909   |      | 1987         | 1,106,425 | 1,111,137 | 1,136,884 | 1,174,086 | 1,228,551 |           |           |           |           |           |           |           |
| Raw materials - Matières premières                                 | 1983 | 410,168      | 403,262   | 411,986   | 428,060   | 448,057   | 451,297   | 453,386   | 437,157   | 423,038   | 415,741   | 428,158   | 427,023   |           |
|  | 1984 | 442,668      | 435,641   | 438,608   | 467,251   | 512,184   | 510,631   | 500,159   | 494,793   | 480,715   | 466,794   | 460,716   | 443,958   |           |
|  | 1985 | 458,725      | 460,348   | 504,396   | 526,638   | 544,064   | 531,964   | 524,167   | 504,037   | 489,965   | 472,892   | 482,396   | 468,711   |           |
|  | 1986 | 468,456      | 465,140   | 473,392   | 496,872   | 501,715   | 513,920   | 508,369   | 499,800   | 485,924   | 478,477   | 464,073   | 464,629   |           |
| D 316844   |      | 1987         | 468,807   | 460,194   | 478,882   | 498,945   | 525,826   |           |           |           |           |           |           |           |
| Goods in process - Produits en cours                               | 1983 | 133,911      | 134,144   | 137,719   | 145,630   | 156,626   | 155,840   | 153,936   | 156,080   | 155,814   | 150,674   | 151,150   | 153,989   |           |
|  | 1984 | 164,834      | 165,725   | 157,019   | 161,282   | 171,786   | 185,823   | 178,594   | 175,836   | 176,603   | 176,075   | 177,140   | 176,741   |           |
|  | 1985 | 179,245      | 174,796   | 164,775   | 171,629   | 182,591   | 183,645   | 177,237   | 186,074   | 182,368   | 180,078   | 182,154   | 182,768   |           |
|  | 1986 | 183,566      | 184,309   | 179,513   | 181,109   | 202,861   | 202,861   | 205,476   | 192,427   | 188,115   | 189,987   | 185,411   | 178,375   | 187,587   |
| D 317199   |      | 1987         | 190,254   | 193,288   | 191,192   | 192,568   | 206,231   |           |           |           |           |           |           |           |
| Finished products - Produits finis                                 | 1983 | 351,094      | 356,810   | 351,976   | 380,800   | 413,414   | 431,633   | 407,766   | 385,790   | 366,017   | 355,286   | 344,171   | 360,501   |           |
|  | 1984 | 383,718      | 375,205   | 377,694   | 397,393   | 415,309   | 448,370   | 448,818   | 429,759   | 415,359   | 412,450   | 399,526   | 432,914   |           |
|  | 1985 | 457,870      | 462,708   | 464,410   | 486,210   | 488,778   | 516,933   | 491,880   | 475,370   | 438,070   | 432,647   | 425,222   | 441,303   |           |
|  | 1986 | 449,134      | 443,384   | 440,578   | 471,753   | 502,906   | 515,094   | 497,567   | 481,317   | 469,641   | 437,373   | 435,968   | 434,797   |           |
| D 317554   |      | 1987         | 447,364   | 457,655   | 466,810   | 482,573   | 496,494   |           |           |           |           |           |           |           |
| Adjusted for seasonal variation (1) - Chiffres désaisonnalisés (1) | 1983 | 405,155      | 400,799   | 403,043   | 401,919   | 398,233   | 412,011   | 407,432   | 404,568   | 412,809   | 416,118   | 417,874   | 416,787   |           |
| Shipments - Livraisons   | 1984 | 421,178      | 417,643   | 427,890   | 442,831   | 438,545   | 439,522   | 439,330   | 437,707   | 431,814   | 438,306   | 433,623   | 461,697   |           |
|  | 1985 | 423,680      | 434,686   | 435,000   | 430,766   | 451,019   | 469,548   | 453,607   | 454,289   | 449,102   | 462,221   | 473,807   | 480,037   |           |
|  | 1986 | 481,738      | 476,561   | 467,800   | 474,877   | 475,812   | 456,815   | 477,606   | 486,011   | 498,490   | 497,821   | 492,538   | 493,475   |           |
| D 315684   | 24   | 1987         | 492,617   | 497,966   | 504,283   | 506,338   | 504,287   |           |           |           |           |           |           |           |
| New orders - Nouvelles commandes                                   | 1983 | 429,138      | 396,894   | 388,265   | 413,066   | 391,674   | 416,489   | 406,089   | 406,242   | 412,076   | 420,074   | 416,268   | 425,494   |           |
|  | 1984 | 416,277      | 421,410   | 434,505   | 431,864   | 451,053   | 430,071   | 439,027   | 445,791   | 441,175   | 421,648   | 432,598   | 460,310   |           |
|  | 1985 | 419,221      | 435,018   | 439,089   | 428,936   | 444,432   | 454,929   | 460,609   | 451,243   | 453,557   | 482,930   | 475,841   | 480,281   |           |
|  | 1986 | 491,518      | 469,160   | 461,119   | 470,878   | 473,282   | 461,237   | 474,754   | 463,907   | 530,661   | 507,594   | 510,442   | 498,671   |           |
| D 316039   | 17   | 1987         | 484,154   | 499,996   | 510,194   | 506,441   | 507,519   |           |           |           |           |           |           |           |
| Unfilled orders - Commandes en carnet                              | 1983 | 250,648      | 246,743   | 231,965   | 243,112   | 236,553   | 241,031   | 239,688   | 241,362   | 240,629   | 244,585   | 242,979   | 251,686   |           |
|  | 1984 | 246,785      | 255,562   | 262,177   | 251,210   | 263,718   | 254,267   | 253,964   | 262,048   | 271,409   | 254,751   | 253,726   | 252,339   |           |
|  | 1985 | 247,880      | 248,212   | 252,301   | 250,471   | 243,884   | 249,265   | 256,267   | 253,221   | 257,676   | 278,385   | 280,419   | 280,663   |           |
|  | 1986 | 290,443      | 283,042   | 276,361   | 272,362   | 269,832   | 274,254   | 271,402   | 249,298   | 281,469   | 291,242   | 309,146   | 314,342   |           |
| D 316394   | 4    | 1987         | 305,879   | 307,909   | 313,870   | 313,923   | 317,155   |           |           |           |           |           |           |           |
| Inventory owned - Total - Des stocks possédés                      | 1983 | 915,557      | 919,589   | 926,402   | 941,442   | 950,116   | 955,238   | 956,742   | 960,001   | 968,319   | 968,868   | 975,123   | 990,731   |           |
|  | 1984 | 1,015,095    | 1,006,007 | 998,813   | 1,010,858 | 1,025,357 | 1,054,611 | 1,065,249 | 1,078,662 | 1,098,229 | 1,108,263 | 1,095,348 | 1,109,423 | </        |

TABLE 3. Estimated Value of Shipments, Orders and Inventory in Manufacturing Industries Grouped According to the Standard Industrial Classification

TABLEAU 3. Valeur estimative des livraisons, commandes et stocks des industries manufacturières groupées d'après la classification type des industries

|   |    | Month - Mois                               |           |           |           |           |           |           |           |           |           |           |           | Total     |            |
|---|----|--|-----------|-----------|-----------|-----------|-----------|-----------|-----------|-----------|-----------|-----------|-----------|-----------|------------|
|   |    | Jan  | Feb       | March     | April     | May       | June      | July      | Aug.      | Sept.     | Oct.      | Nov.      | Dec.      |           |            |
|   |    | Janv                                       | Fév       | Mars      | Avril     | Mai       | Juin      | Juill     | Août      | Sept.     | Oct.      | Nov       | Déc       |           |            |
|   |    | Thousands of dollars - milliers de dollars |           |           |           |           |           |           |           |           |           |           |           |           |            |
| Raw materials - Matières premières                                  |    | 1983                                       | 424,736   | 421,778   | 417,836   | 420,780   | 419,254   | 422,286   | 429,383   | 427,705   | 430,573   | 433,289   | 443,411   | 448,036   |            |
|   |    | 1984                                       | 459,104   | 456,599   | 444,610   | 458,134   | 479,080   | 478,253   | 474,399   | 484,189   | 488,487   | 485,485   | 477,475   | 466,000   |            |
|   |    | 1985                                       | 476,449   | 483,457   | 510,884   | 515,806   | 508,234   | 498,094   | 498,305   | 493,573   | 496,268   | 491,265   | 500,151   | 491,767   |            |
|   |    | 1986                                       | 487,467   | 489,673   | 478,754   | 486,319   | 468,192   | 481,108   | 484,023   | 489,568   | 491,279   | 496,551   | 481,152   | 488,107   |            |
| D 317104  | 4  | 1987                                       | 488,697   | 484,823   | 483,866   | 488,205   | 490,464   |           |           |           |           |           |           |           |            |
| Goods in process - Produits en cours                                |    | 1983                                       | 134,814   | 133,756   | 145,105   | 148,496   | 148,531   | 149,415   | 150,844   | 153,365   | 155,363   | 153,592   | 154,125   | 157,873   |            |
|   |    | 1984                                       | 166,113   | 165,841   | 165,109   | 164,910   | 162,584   | 177,177   | 175,316   | 173,306   | 175,952   | 179,379   | 180,755   | 180,957   |            |
|   |    | 1985                                       | 180,672   | 175,410   | 177,901   | 175,921   | 172,630   | 174,269   | 174,240   | 183,958   | 181,551   | 183,515   | 186,042   | 186,812   |            |
|   |    | 1986                                       | 185,065   | 185,515   | 181,991   | 185,982   | 191,668   | 194,367   | 189,303   | 186,363   | 189,136   | 189,002   | 182,701   | 191,220   |            |
| D 317459  | 2  | 1987                                       | 191,634   | 194,866   | 200,243   | 197,932   | 194,796   |           |           |           |           |           |           |           |            |
| Finished products - Produits finis                                  |    | 1983                                       | 356,007   | 364,055   | 363,461   | 372,166   | 382,331   | 383,537   | 376,515   | 378,931   | 382,383   | 381,987   | 377,587   | 384,822   |            |
|   |    | 1984                                       | 389,878   | 383,567   | 389,094   | 387,814   | 383,693   | 399,181   | 415,534   | 421,167   | 433,795   | 443,399   | 437,118   | 462,466   |            |
|   |    | 1985                                       | 465,788   | 474,232   | 477,003   | 473,843   | 451,694   | 461,341   | 456,756   | 464,687   | 457,419   | 464,712   | 465,079   | 470,472   |            |
|   |    | 1986                                       | 457,740   | 455,360   | 455,096   | 455,492   | 464,965   | 460,522   | 462,724   | 469,761   | 490,384   | 469,536   | 476,468   | 463,043   |            |
| D 317814  | 2  | 1987                                       | 456,447   | 470,500   | 477,360   | 469,886   | 459,164   |           |           |           |           |           |           |           |            |
| <b>WOOD INDUSTRIES - INDUSTRIES DU BOIS:</b>                        |    |  |           |           |           |           |           |           |           |           |           |           |           |           |            |
| Unadjusted for seasonal variation -<br>Chiffres non désaisonnalisés |    | 1983                                       | 608,242   | 676,770   | 777,838   | 768,738   | 858,513   | 959,516   | 826,006   | 829,370   | 815,039   | 804,896   | 783,367   | 709,163   | 9,417,458  |
|   |    | 1984                                       | 721,789   | 761,996   | 803,327   | 812,748   | 863,325   | 873,446   | 794,790   | 840,055   | 790,097   | 861,177   | 805,861   | 685,877   | 9,614,488  |
| Shipments - Livraisons  |    | 1985                                       | 732,582   | 777,418   | 827,713   | 859,721   | 983,942   | 989,404   | 932,951   | 949,305   | 941,640   | 976,339   | 890,330   | 810,953   | 10,672,298 |
|   |    | 1986                                       | 883,824   | 903,499   | 997,215   | 1,123,089 | 1,110,765 | 1,101,268 | 1,072,568 | 965,898   | 965,898   | 949,617   | 866,787   | 891,708   | 11,832,136 |
| D 315497  | 25 | 1987                                       | 966,307   | 1,020,711 | 1,148,032 | 1,159,972 | 1,151,828 |           |           |           |           |           |           |           |            |
| Inventory owned - Total - Des stocks<br>possédés                    |    | 1983                                       | 1,403,065 | 1,473,151 | 1,460,425 | 1,382,250 | 1,306,941 | 1,334,070 | 1,363,506 | 1,441,618 | 1,484,157 | 1,512,252 | 1,504,155 | 1,580,287 |            |
|   |    | 1984                                       | 1,676,759 | 1,756,434 | 1,735,685 | 1,694,675 | 1,629,409 | 1,603,626 | 1,573,641 | 1,557,667 | 1,585,842 | 1,566,907 | 1,590,156 | 1,676,121 |            |
|   |    | 1985                                       | 1,712,417 | 1,749,036 | 1,777,037 | 1,684,124 | 1,595,871 | 1,533,207 | 1,496,197 | 1,521,511 | 1,559,051 | 1,618,653 | 1,636,643 | 1,673,084 |            |
|   |    | 1986                                       | 1,767,718 | 1,864,251 | 1,875,465 | 1,777,194 | 1,674,812 | 1,640,375 | 1,595,853 | 1,592,502 | 1,603,891 | 1,635,664 | 1,652,803 | 1,716,706 |            |
| D 317982  |    | 1987                                       | 1,832,162 | 1,952,931 | 1,932,726 | 1,838,736 | 1,718,357 |           |           |           |           |           |           |           |            |
| Raw materials - Matières premières                                  |    | 1983                                       | 390,048   | 399,247   | 403,343   | 391,316   | 390,699   | 411,378   | 423,415   | 437,108   | 422,857   | 429,040   | 421,282   | 430,719   |            |
|   |    | 1984                                       | 457,490   | 476,858   | 491,463   | 478,230   | 472,258   | 465,105   | 480,250   | 483,960   | 479,890   | 465,234   | 468,292   | 469,162   |            |
|   |    | 1985                                       | 484,447   | 495,576   | 492,385   | 481,640   | 460,510   | 459,343   | 482,052   | 466,209   | 458,822   | 471,949   | 468,383   | 473,308   |            |
|   |    | 1986                                       | 495,695   | 517,939   | 535,662   | 508,324   | 495,153   | 486,148   | 507,422   | 512,501   | 513,689   | 511,286   | 514,336   | 508,363   |            |
| D 316917  |    | 1987                                       | 538,946   | 586,972   | 584,398   | 566,480   | 555,889   |           |           |           |           |           |           |           |            |
| Goods in process - Produits en cours                                |    | 1983                                       | 466,546   | 488,881   | 458,733   | 402,669   | 353,621   | 352,431   | 359,479   | 394,322   | 427,057   | 437,385   | 426,353   | 500,640   |            |
|   |    | 1984                                       | 515,455   | 557,848   | 510,845   | 466,231   | 394,738   | 386,388   | 388,456   | 391,089   | 414,295   | 435,645   | 451,785   | 489,217   |            |
|   |    | 1985                                       | 506,914   | 536,757   | 548,233   | 477,712   | 400,917   | 378,344   | 399,499   | 427,986   | 451,972   | 480,746   | 490,886   | 532,733   |            |
|   |    | 1986                                       | 581,551   | 634,086   | 615,243   | 511,096   | 429,452   | 408,362   | 421,468   | 461,145   | 478,213   | 483,897   | 506,156   | 547,908   |            |
| D 317272  |    | 1987                                       | 598,332   | 644,206   | 609,623   | 533,804   | 450,553   |           |           |           |           |           |           |           |            |
| Finished products - Produits finis                                  |    | 1983                                       | 546,471   | 585,023   | 598,349   | 588,265   | 562,621   | 570,261   | 580,612   | 610,188   | 634,243   | 645,827   | 656,520   | 648,928   |            |
|   |    | 1984                                       | 703,814   | 721,728   | 733,377   | 750,214   | 762,413   | 752,133   | 704,935   | 682,618   | 691,657   | 666,078   | 670,079   | 667,742   |            |
|   |    | 1985                                       | 721,056   | 716,703   | 736,419   | 724,772   | 734,444   | 695,520   | 614,646   | 627,316   | 648,257   | 665,958   | 677,374   | 667,043   |            |
|   |    | 1986                                       | 690,472   | 712,226   | 724,560   | 757,774   | 750,207   | 745,865   | 666,963   | 618,856   | 611,989   | 640,481   | 637,311   | 660,435   |            |
| D 317627  |    | 1987                                       | 694,884   | 721,753   | 738,705   | 738,452   | 711,915   |           |           |           |           |           |           |           |            |
| Adjusted for seasonal variation(1) -<br>Chiffres désaisonnalisés(1) |    | 1983                                       | 695,620   | 727,599   | 744,355   | 762,419   | 785,771   | 809,366   | 830,584   | 805,997   | 808,239   | 811,675   | 814,677   | 824,211   |            |
|   |    | 1984                                       | 817,043   | 783,708   | 784,195   | 794,975   | 766,387   | 771,109   | 783,426   | 806,568   | 816,009   | 844,210   | 829,514   | 811,878   |            |
| Shipments - Livraisons  |    | 1985                                       | 804,952   | 836,787   | 831,568   | 833,639   | 868,807   | 886,765   | 900,551   | 931,423   | 949,792   | 948,459   | 945,550   | 953,284   |            |
|   |    | 1986                                       | 966,215   | 972,392   | 1,054,202 | 1,025,847 | 1,001,782 | 966,824   | 1,027,800 | 973,346   | 968,141   | 918,071   | 930,099   | 1,028,910 |            |
| D 315690  | 25 | 1987                                       | 1,080,263 | 1,098,307 | 1,133,057 | 1,098,505 | 1,067,191 |           |           |           |           |           |           |           |            |
| Inventory owned - Total - Des stocks<br>possédés                    |    | 1983                                       | 1,332,991 | 1,345,616 | 1,342,147 | 1,335,690 | 1,334,322 | 1,389,135 | 1,443,669 | 1,531,875 | 1,542,525 | 1,554,393 | 1,544,642 | 1,593,867 |            |
|   |    | 1984                                       | 1,598,542 | 1,607,862 | 1,597,850 | 1,636,046 | 1,652,432 | 1,660,922 | 1,663,389 | 1,652,344 | 1,648,086 | 1,612,020 | 1,633,902 | 1,639,685 |            |
|   |    | 1985                                       | 1,635,178 | 1,603,442 | 1,634,710 | 1,625,806 | 1,620,552 | 1,592,611 | 1,585,053 | 1,614,405 | 1,671,057 | 1,668,708 | 1,681,224 | 1,679,598 |            |
|   |    | 1986                                       | 1,681,967 | 1,699,466 | 1,725,146 | 1,712,394 | 1,703,056 | 1,705,737 | 1,690,282 | 1,687,838 | 1,667,105 | 1,687,741 | 1,696,983 | 1,720,502 |            |
| D 318175  | 2  | 1987                                       | 1,744,547 | 1,783,597 | 1,776,500 | 1,776,803 | 1,752,866 |           |           |           |           |           |           |           |            |
| Raw materials - Matières premières                                  |    | 1983                                       | 383,717   | 381,325   | 383,297   | 384,813   | 395,044   | 418,450   | 422,528   | 438,335   | 430,389   | 440,222   | 436,879   | 441,808   |            |
|   |    | 1984                                       | 450,374   | 455,539   | 466,682   | 470,005   | 477,462   | 473,968   | 479,052   | 485,270   | 488,289   | 477,408   | 484,925   | 481,636   |            |
|   |    | 1985                                       | 477,523   | 473,510   | 466,981   | 473,077   | 465,820   | 468,909   | 480,658   | 467,096   | 465,709   | 484,348   | 484,367   | 486,392   |            |
|   |    | 1986                                       | 489,237   | 494,878   | 507,592   | 499,042   | 500,812   | 496,830   | 505,904   | 513,322   | 522,307   | 524,880   | 531,394   | 527,631   |            |
| D 317110  | 1  | 1987                                       | 532,503   | 560,676   | 553,669   | 555,972   | 562,242   |           |           |           |           |           |           |           |            |
| Goods in process - Produits en cours                                |    | 1983                                       | 407,677   | 398,176   | 396,862   | 396,172   | 408,103   | 418,962   | 418,534   | 443,108   | 451,673   | 447,132   | 427,079   | 465,798   |            |
|   |    | 1984                                       | 451,046   | 453,719   | 439,172   | 459,024   | 456,661   | 462,076   | 453,380   | 436,532   | 437,666   | 446,495   | 453,008   | 455,976   |            |
|   |    | 1985                                       | 444,233   | 435,856   | 468,575   | 469,819   | 464,724   | 468,181   | 475,593   | 477,671   | 493,174   | 492,067   | 496,119   | 496,119   |            |
|   |    | 1986                                       | 510,580   | 514,513   | 511,424   | 514,492   | 498,551   | 492,418   | 494,797   | 511,361   | 505,778   | 496,457   | 507,069   | 510,204   |            |
| D 317465  | 4  | 1987                                       | 526,145   | 522,598   | 517,287   | 524,572   | 523,412   |           |           |           |           |           |           |           |            |
| Finished products - Produits finis                                  |    | 1983                                       | 541,597   | 566,115   | 561,988   | 554,705   | 531,175   | 551,723   | 602,607   | 650,382   | 660,463   | 667,039   | 680,684   | 686,261   |            |
|   |    | 1984                                       | 697,122   | 698,604   | 691,996   | 706,017   | 718,309   | 724,878   | 730,957   | 730,542   | 722,131   | 688,117   | 695,969   | 702,073   |            |
|   |    | 1985                                       | 713,422   | 694,076   | 699,154   | 682,910   | 690,008   | 668,962   | 636,214   | 671,716   | 676,677   | 691,186   | 704,790   | 697,807   |            |
|   |    | 1986                                       | 682,150   | 690,075   | 706,130   | 698,860   | 703,693   | 716,489   | 689,581   | 663,155   | 639,070   | 666,404   | 658,520   | 687,667   |            |
| D 317820  | 3  | 1987                                       | 685,899   | 700,323   | 705,544   | 696,259   | 667,212   |           |           |           |           |           |           |           |            |

See note(s) at end of statistical tables. - Voir note(s) à la fin des tableaux statistiques.

TABLE 3. Estimated Value of Shipments, Orders and Inventory in Manufacturing Industries Grouped According to the Standard Industrial Classification

TABLEAU 3. Valeur estimative des livraisons, commandes et stocks des industries manufacturières groupées d'après la classification type des industries

|   |                        | Month - Mois                               |            |               |                |            |             |               |             |           |           |           |            | Total     |            |
|---|------------------------|--|------------|---------------|----------------|------------|-------------|---------------|-------------|-----------|-----------|-----------|------------|-----------|------------|
|   |                        | Jan<br>Janv                                | Feb<br>Fév | March<br>Mars | April<br>Avril | May<br>Mai | June<br>Jun | July<br>Juill | Aug<br>Août | Sept      | Oct       | Nov       | Dec<br>Déc |           |            |
|   |                        | Thousands of dollars - milliers de dollars |            |               |                |            |             |               |             |           |           |           |            |           |            |
| <b>FURNITURE AND FIXTURE INDUSTRIES - INDUSTRIES DU MEUBLE ET DES ARTICLES D'AMEUBLEMENT:</b> |                        |  |            |               |                |            |             |               |             |           |           |           |            |           |            |
| Unadjusted for seasonal variation -<br>Chiffres non désaisonnalisés                           | Shipments - Livraisons | 1983                                       | 197,411    | 262,169       | 234,421        | 211,430    | 229,187     | 234,910       | 489,378     | 203,996   | 299,002   | 248,632   | 261,981    | 222,300   | 2,696,517  |
|   |                        | 1984                                       | 274,613    | 249,545       | 260,531        | 256,075    | 249,890     | 264,478       | 205,431     | 225,559   | 249,693   | 268,101   | 268,504    | 225,099   | 2,917,839  |
|   |                        | 1985                                       | 231,447    | 252,667       | 270,436        | 269,023    | 287,283     | 282,405       | 253,150     | 264,404   | 298,072   | 326,897   | 303,881    | 270,082   | 3,309,742  |
|   |                        | 1986                                       | 266,531    | 285,702       | 304,073        | 303,382    | 304,400     | 300,516       | 262,632     | 284,860   | 337,191   | 342,028   | 322,160    | 300,499   | 3,613,974  |
|   |                        | 1987                                       | 287,229    | 305,742       | 341,435        | 317,114    | 313,911     |               |             |           |           |           |            |           |            |
|   |                        | D 315516                                   | 26         |               |                |            |             |               |             |           |           |           |            |           |            |
| Inventory owned - Total - Des stocks possédés   |                        | 1983                                       | 456,951    | 447,939       | 457,613        | 469,200    | 479,512     | 484,657       | 462,133     | 463,912   | 462,800   | 463,987   | 469,407    | 477,998   |            |
|   |                        | 1984                                       | 497,148    | 512,023       | 519,359        | 544,586    | 546,940     | 543,514       | 529,739     | 533,697   | 522,219   | 523,154   | 518,418    | 510,105   |            |
|   |                        | 1985                                       | 511,789    | 517,645       | 501,900        | 506,990    | 515,126     | 521,626       | 509,929     | 523,145   | 520,218   | 529,355   | 538,355    | 552,033   |            |
|   |                        | 1986                                       | 566,766    | 578,200       | 586,240        | 595,806    | 590,038     | 586,646       | 575,740     | 581,527   | 581,787   | 601,015   | 582,473    | 595,431   |            |
|   |                        | 1987                                       | 604,763    | 610,332       | 626,667        | 646,138    | 645,637     |               |             |           |           |           |            |           |            |
|   |                        | D 318001                                   |            |               |                |            |             |               |             |           |           |           |            |           |            |
| Raw materials - Matières premières  |                        | 1983                                       | 243,630    | 242,508       | 248,295        | 253,414    | 264,230     | 262,544       | 258,380     | 260,446   | 261,487   | 261,761   | 258,400    | 264,791   |            |
|   |                        | 1984                                       | 276,354    | 282,938       | 285,941        | 301,502    | 306,236     | 308,952       | 307,751     | 301,554   | 288,236   | 286,524   | 279,749    | 282,127   |            |
|   |                        | 1985                                       | 279,751    | 277,993       | 267,888        | 268,026    | 276,159     | 279,560       | 281,073     | 288,106   | 289,614   | 292,321   | 295,403    | 315,599   |            |
|   |                        | 1986                                       | 317,879    | 324,211       | 326,721        | 325,500    | 329,743     | 324,666       | 317,416     | 320,313   | 321,252   | 333,663   | 323,756    | 335,718   |            |
|   |                        | 1987                                       | 333,673    | 331,344       | 347,752        | 356,787    | 350,084     |               |             |           |           |           |            |           |            |
|   |                        | D 316936                                   |            |               |                |            |             |               |             |           |           |           |            |           |            |
| Goods in process - Produits en cours  |                        | 1983                                       | 87,735     | 90,703        | 89,169         | 92,162     | 93,270      | 97,587        | 92,504      | 94,126    | 94,448    | 94,728    | 98,604     | 96,060    |            |
|   |                        | 1984                                       | 96,437     | 99,018        | 100,963        | 103,712    | 101,339     | 98,108        | 95,142      | 100,756   | 100,191   | 103,761   | 105,239    | 96,563    |            |
|   |                        | 1985                                       | 99,100     | 102,749       | 103,731        | 108,671    | 107,485     | 109,924       | 105,546     | 110,423   | 108,747   | 112,712   | 112,784    | 110,086   |            |
|   |                        | 1986                                       | 117,826    | 120,880       | 120,007        | 122,558    | 116,327     | 114,881       | 116,467     | 113,597   | 116,179   | 121,307   | 117,696    | 115,648   |            |
|   |                        | 1987                                       | 123,512    | 122,188       | 121,766        | 123,872    | 121,817     |               |             |           |           |           |            |           |            |
|   |                        | D 317291                                   |            |               |                |            |             |               |             |           |           |           |            |           |            |
| Finished products - Produits finis  |                        | 1983                                       | 125,586    | 114,728       | 120,149        | 123,624    | 122,012     | 124,526       | 111,249     | 109,340   | 106,865   | 107,498   | 112,403    | 117,147   |            |
|   |                        | 1984                                       | 124,357    | 130,067       | 132,455        | 139,377    | 139,365     | 136,454       | 126,846     | 131,387   | 133,792   | 132,869   | 133,430    | 131,415   |            |
|   |                        | 1985                                       | 132,538    | 136,903       | 130,881        | 130,293    | 131,482     | 132,142       | 123,310     | 124,616   | 121,857   | 124,322   | 126,168    | 126,348   |            |
|   |                        | 1986                                       | 131,061    | 133,109       | 139,512        | 147,748    | 143,968     | 147,099       | 141,857     | 147,617   | 144,356   | 146,050   | 141,021    | 144,065   |            |
|   |                        | 1987                                       | 147,578    | 156,800       | 157,149        | 165,479    | 173,736     |               |             |           |           |           |            |           |            |
|   |                        | D 317646                                   |            |               |                |            |             |               |             |           |           |           |            |           |            |
| Adjusted for seasonal variation (1) -<br>Chiffres désaisonnalisés (1)                         | Shipments - Livraisons | 1983                                       | 207,301    | 206,818       | 212,222        | 213,539    | 211,451     | 221,989       | 227,761     | 240,913   | 238,426   | 237,813   | 239,257    | 240,717   |            |
|   |                        | 1984                                       | 247,124    | 244,406       | 243,940        | 241,591    | 238,011     | 244,150       | 240,182     | 234,990   | 240,281   | 241,016   | 250,392    | 249,905   |            |
|   |                        | 1985                                       | 248,358    | 258,393       | 258,274        | 265,024    | 276,272     | 278,920       | 287,055     | 281,964   | 282,759   | 294,221   | 286,463    | 290,066   |            |
|   |                        | 1986                                       | 288,873    | 292,713       | 292,984        | 292,251    | 298,901     | 292,061       | 298,176     | 309,654   | 307,850   | 310,627   | 312,495    | 313,865   |            |
|   |                        | 1987                                       | 318,506    | 312,582       | 318,713        | 317,444    | 313,811     |               |             |           |           |           |            |           |            |
|   |                        | D 315691                                   | 26         |               |                |            |             |               |             |           |           |           |            |           |            |
| Inventory owned - Total - Des stocks possédés   |                        | 1983                                       | 456,964    | 441,749       | 453,062        | 454,927    | 464,456     | 473,242       | 468,614     | 466,642   | 471,981   | 475,462   | 482,709    | 487,574   |            |
|   |                        | 1984                                       | 497,450    | 505,003       | 514,123        | 527,987    | 530,272     | 530,775       | 536,633     | 536,865   | 533,066   | 535,648   | 535,755    | 519,852   |            |
|   |                        | 1985                                       | 512,702    | 510,480       | 496,399        | 490,750    | 499,764     | 509,963       | 517,289     | 526,256   | 530,846   | 540,873   | 550,779    | 562,068   |            |
|   |                        | 1986                                       | 568,395    | 570,350       | 580,159        | 576,728    | 572,654     | 573,571       | 584,232     | 584,957   | 594,033   | 613,891   | 600,208    | 606,245   |            |
|   |                        | 1987                                       | 606,989    | 601,583       | 619,935        | 625,221    | 626,400     |               |             |           |           |           |            |           |            |
|   |                        | D 318176                                   | 1          |               |                |            |             |               |             |           |           |           |            |           |            |
| Raw materials - Matières premières  |                        | 1983                                       | 243,411    | 242,096       | 248,519        | 249,497    | 256,211     | 256,516       | 257,941     | 259,460   | 264,342   | 268,225   | 268,300    | 266,175   |            |
|   |                        | 1984                                       | 276,465    | 282,064       | 286,084        | 297,163    | 296,999     | 301,917       | 307,229     | 309,502   | 291,442   | 293,540   | 290,256    | 283,317   |            |
|   |                        | 1985                                       | 280,452    | 276,748       | 267,842        | 264,273    | 267,985     | 273,088       | 280,568     | 287,158   | 293,013   | 299,325   | 306,466    | 316,739   |            |
|   |                        | 1986                                       | 319,220    | 322,213       | 326,786        | 320,974    | 320,170     | 317,119       | 316,874     | 319,228   | 325,187   | 341,623   | 335,812    | 336,830   |            |
|   |                        | 1987                                       | 335,451    | 328,975       | 347,822        | 351,826    | 340,019     |               |             |           |           |           |            |           |            |
|   |                        | D 317111                                   | 1          |               |                |            |             |               |             |           |           |           |            |           |            |
| Goods in process - Produits en cours  |                        | 1983                                       | 87,551     | 88,612        | 88,007         | 88,848     | 91,621      | 97,528        | 95,592      | 95,096    | 96,228    | 94,709    | 97,977     | 100,104   |            |
|   |                        | 1984                                       | 96,254     | 96,820        | 99,579         | 99,761     | 99,782      | 98,030        | 98,297      | 101,938   | 101,996   | 103,399   | 104,914    | 100,607   |            |
|   |                        | 1985                                       | 98,517     | 100,636       | 101,685        | 104,251    | 105,959     | 109,913       | 109,216     | 111,640   | 110,673   | 111,951   | 112,593    | 114,804   |            |
|   |                        | 1986                                       | 117,614    | 118,591       | 118,187        | 117,348    | 114,255     | 114,915       | 120,654     | 114,791   | 118,224   | 120,196   | 117,637    | 120,680   |            |
|   |                        | 1987                                       | 123,278    | 119,945       | 119,896        | 118,481    | 120,206     |               |             |           |           |           |            |           |            |
|   |                        | D 317466                                   | 2          |               |                |            |             |               |             |           |           |           |            |           |            |
| Finished products - Produits finis  |                        | 1983                                       | 126,002    | 111,041       | 116,536        | 116,582    | 116,674     | 119,198       | 115,081     | 112,086   | 111,411   | 112,528   | 116,432    | 121,245   |            |
|   |                        | 1984                                       | 124,731    | 126,119       | 128,460        | 131,063    | 133,491     | 130,828       | 131,107     | 134,475   | 139,628   | 138,709   | 138,585    | 135,928   |            |
|   |                        | 1985                                       | 133,338    | 133,096       | 126,872        | 122,726    | 125,820     | 126,962       | 127,505     | 127,458   | 127,160   | 129,597   | 131,220    | 130,525   |            |
|   |                        | 1986                                       | 131,561    | 129,546       | 135,186        | 138,406    | 137,729     | 141,537       | 146,744     | 150,938   | 150,622   | 152,072   | 146,759    | 148,735   |            |
|   |                        | 1987                                       | 148,260    | 152,663       | 152,217        | 154,914    | 166,175     |               |             |           |           |           |            |           |            |
|   |                        | D 317821                                   | 2          |               |                |            |             |               |             |           |           |           |            |           |            |
| <b>PAPER AND ALLIED PRODUCTS INDUSTRIES - INDUSTRIES DU PAPIER ET PRODUITS CONNEXES:</b>      |                        |  |            |               |                |            |             |               |             |           |           |           |            |           |            |
| Unadjusted for seasonal variation -<br>Chiffres non désaisonnalisés                           | Shipments - Livraisons | 1983                                       | 1,071,127  | 1,088,659     | 1,245,972      | 1,187,299  | 1,240,240   | 1,366,046     | 1,176,782   | 1,304,735 | 1,358,858 | 1,349,678 | 1,297,890  | 1,328,538 | 15,010,824 |
|   |                        | 1984                                       | 1,327,106  | 1,261,967     | 1,333,407      | 1,308,515  | 1,587,587   | 1,562,712     | 1,501,988   | 1,584,933 | 1,494,202 | 1,606,646 | 1,545,646  | 1,419,732 | 17,534,441 |
|   |                        | 1985                                       | 1,476,985  | 1,430,484     | 1,556,891      | 1,505,723  | 1,556,980   | 1,535,297     | 1,439,282   | 1,561,593 | 1,481,635 | 1,612,287 | 1,536,614  | 1,439,727 | 18,133,498 |
|   |                        | 1986                                       | 1,480,404  | 1,469,945     | 1,614,245      | 1,665,388  | 1,623,962   | 1,692,531     | 1,654,940   | 1,664,193 | 1,672,369 | 1,771,679 | 1,614,483  | 1,685,160 | 19,609,299 |
|   |                        | 1987                                       | 1,717,076  | 1,708,759     | 1,902,366      | 1,849,636  | 1,799,515   |               |             |           |           |           |            |           |            |
|   |                        | D 315446                                   | 27         |               |                |            |             |               |             |           |           |           |            |           |            |
| Inventory owned - Total - Des stocks possédés   |                        | 1983                                       | 2,145,564  | 2,201,345     | 2,143,313      | 2,040,466  | 2,003,969   | 1,935,635     | 1,968,160   | 1,994,964 | 1,966,287 | 2,021,874 | 2,026,404  | 1,976,094 |            |
|   |                        | 1984                                       | 2,032,029  | 2,011,183     | 1,987,566      | 1,996,901  | 1,925,661   | 1,954,869     | 1,995,218   | 2,036,481 | 2,060,608 | 2,139,332 | 2,090,360  | 2,126,020 |            |
|   |                        | 1985                                       | 2,175,661  | 2,180,173     | 2,233,119      | 2,150,374  | 2,097,485   | 2,068,743     | 2,100,366   | 2,141,966 | 2,122,633 | 2,151,392 | 2,160,579  | 2,091,974 |            |
|   |                        | 1986                                       | 2,134,919  | 2,211,265     | 2,199,30       |            |             |               |             |           |           |           |            |           |            |



TABLE 3. Estimated Value of Shipments, Orders and Inventory in Manufacturing Industries Grouped According to the Standard Industrial Classification

TABLEAU 3. Valeur estimative des livraisons, commandes et stocks des industries manufacturières groupées d'après la classification type des industries

|   |      | Month - Mois  |              |               |                |            |             |                |              |           |           |           |           | Total      |
|---|------|---------------|--------------|---------------|----------------|------------|-------------|----------------|--------------|-----------|-----------|-----------|-----------|------------|
|   |      | Jan.<br>Janv. | Feb.<br>Fév. | March<br>Mars | April<br>Avril | May<br>Mai | June<br>Jun | July<br>Juill. | Aug.<br>Août | Sept.     | Oct.      | Nov.      | Déc.      |            |
| thousands of dollars - milliers de dollars  |      |               |              |               |                |            |             |                |              |           |           |           |           |            |
| Goods in process - Produits en cours  |      |               |              |               |                |            |             |                |              |           |           |           |           |            |
|   | 1983 | 103.633       | 104.487      | 112.341       | 105.850        | 108.751    | 110.523     | 110.963        | 109.540      | 107.706   | 114.528   | 113.096   | 109.516   |            |
|   | 1984 | 113.122       | 113.101      | 117.245       | 121.584        | 120.819    | 123.265     | 120.978        | 127.789      | 124.201   | 125.391   | 121.780   | 119.079   |            |
|   | 1985 | 129.292       | 133.762      | 135.252       | 137.011        | 141.322    | 138.273     | 139.955        | 140.344      | 136.531   | 133.514   | 133.662   | 132.439   |            |
|   | 1986 | 135.404       | 137.688      | 131.157       | 139.678        | 144.678    | 153.275     | 154.800        | 152.080      | 148.076   | 138.036   | 141.687   | 149.129   |            |
| D 317271  | 1987 | 149.679       | 164.596      | 156.469       | 163.327        | 167.289    |             |                |              |           |           |           |           |            |
| Finished products - Produits finis  |      |               |              |               |                |            |             |                |              |           |           |           |           |            |
|   | 1983 | 693.826       | 736.693      | 712.578       | 677.891        | 699.842    | 645.157     | 668.807        | 673.540      | 632.696   | 641.380   | 666.209   | 615.187   |            |
|   | 1984 | 622.883       | 583.579      | 544.808       | 592.877        | 571.571    | 584.398     | 611.191        | 630.496      | 633.079   | 680.490   | 718.792   | 704.377   |            |
|   | 1985 | 747.570       | 779.826      | 804.689       | 788.554        | 734.425    | 724.133     | 725.701        | 742.494      | 697.553   | 722.796   | 743.077   | 678.050   |            |
|   | 1986 | 713.990       | 763.309      | 744.533       | 710.864        | 717.323    | 689.279     | 701.580        | 697.971      | 654.451   | 670.449   | 704.931   | 656.290   |            |
| D 317576  | 1987 | 687.924       | 710.762      | 681.697       | 714.648        | 732.205    |             |                |              |           |           |           |           |            |
| Adjusted for seasonal variation(1) -<br>Chiffres désaisonnalisés(1)                                 |      |               |              |               |                |            |             |                |              |           |           |           |           |            |
| Shipments - Livraisons  |      |               |              |               |                |            |             |                |              |           |           |           |           |            |
|   | 1983 | 1.153.787     | 1.167.161    | 1.171.014     | 1.213.257      | 1.214.039  | 1.265.814   | 1.246.585      | 1.269.426    | 1.311.680 | 1.318.934 | 1.316.529 | 1.373.007 |            |
|   | 1984 | 1.400.276     | 1.330.337    | 1.258.945     | 1.341.174      | 1.526.991  | 1.474.536   | 1.543.951      | 1.529.619    | 1.530.484 | 1.530.538 | 1.524.873 | 1.518.874 |            |
|   | 1985 | 1.529.152     | 1.536.774    | 1.535.462     | 1.496.082      | 1.510.594  | 1.484.687   | 1.464.191      | 1.496.614    | 1.494.082 | 1.516.743 | 1.566.080 | 1.511.782 |            |
|   | 1986 | 1.543.561     | 1.575.811    | 1.582.171     | 1.694.440      | 1.569.361  | 1.607.371   | 1.657.665      | 1.660.727    | 1.639.568 | 1.679.393 | 1.684.300 | 1.761.144 |            |
| D 315685  | 27   | 1.783.341     | 1.828.327    | 1.827.149     | 1.858.760      | 1.814.262  |             |                |              |           |           |           |           |            |
| Inventory owned - Total - Des stocks<br>possédés  |      |               |              |               |                |            |             |                |              |           |           |           |           |            |
|   | 1983 | 2.110.640     | 2.139.682    | 2.080.693     | 2.058.424      | 2.061.603  | 1.999.206   | 2.004.039      | 2.001.199    | 1.981.745 | 1.988.006 | 2.003.684 | 1.987.772 |            |
|   | 1984 | 2.001.305     | 1.951.961    | 1.932.307     | 2.013.885      | 1.982.880  | 2.020.705   | 2.031.144      | 2.043.166    | 2.075.034 | 2.107.298 | 2.065.742 | 2.139.191 |            |
|   | 1985 | 2.146.823     | 2.114.281    | 2.171.655     | 2.169.517      | 2.154.579  | 2.136.824   | 2.133.661      | 2.145.555    | 2.139.235 | 2.123.649 | 2.133.699 | 2.104.374 |            |
|   | 1986 | 2.109.255     | 2.141.410    | 2.140.138     | 2.144.942      | 2.158.700  | 2.173.179   | 2.158.614      | 2.135.338    | 2.126.340 | 2.098.606 | 2.129.695 | 2.164.269 |            |
| D 318170  | 2    | 2.145.089     | 2.179.473    | 2.165.701     | 2.246.366      | 2.280.510  |             |                |              |           |           |           |           |            |
| Raw materials - Matières premières  |      |               |              |               |                |            |             |                |              |           |           |           |           |            |
|   | 1983 | 1.317.023     | 1.312.394    | 1.280.865     | 1.264.057      | 1.248.826  | 1.233.746   | 1.227.676      | 1.230.839    | 1.215.312 | 1.234.366 | 1.240.154 | 1.237.531 |            |
|   | 1984 | 1.267.505     | 1.269.193    | 1.287.031     | 1.289.792      | 1.287.877  | 1.304.472   | 1.303.187      | 1.297.793    | 1.292.087 | 1.302.325 | 1.242.952 | 1.285.975 |            |
|   | 1985 | 1.272.085     | 1.224.345    | 1.254.052     | 1.271.676      | 1.276.100  | 1.262.651   | 1.272.110      | 1.277.136    | 1.278.830 | 1.266.089 | 1.276.310 | 1.263.792 |            |
|   | 1986 | 1.260.937     | 1.267.552    | 1.282.700     | 1.282.828      | 1.294.001  | 1.319.972   | 1.306.493      | 1.299.316    | 1.300.218 | 1.288.116 | 1.301.300 | 1.328.243 |            |
| D 317105  | 2    | 1.307.404     | 1.331.122    | 1.342.727     | 1.356.798      | 1.378.572  |             |                |              |           |           |           |           |            |
| Goods in process - Produits en cours  |      |               |              |               |                |            |             |                |              |           |           |           |           |            |
|   | 1983 | 106.116       | 106.947      | 114.261       | 105.313        | 107.007    | 107.137     | 107.221        | 106.185      | 106.756   | 114.242   | 115.782   | 114.652   |            |
|   | 1984 | 116.106       | 115.139      | 119.552       | 121.269        | 118.881    | 119.177     | 116.583        | 123.827      | 123.215   | 125.366   | 125.340   | 124.274   |            |
|   | 1985 | 132.880       | 135.387      | 138.394       | 136.574        | 138.728    | 133.675     | 135.196        | 135.598      | 135.825   | 133.461   | 137.981   | 138.231   |            |
|   | 1986 | 139.362       | 138.422      | 134.570       | 139.177        | 141.883    | 148.206     | 149.768        | 146.668      | 147.442   | 138.091   | 146.644   | 155.651   |            |
| D 317460  | 3    | 153.864       | 164.926      | 160.811       | 162.709        | 163.977    |             |                |              |           |           |           |           |            |
| Finished products - Produits finis  |      |               |              |               |                |            |             |                |              |           |           |           |           |            |
|   | 1983 | 687.501       | 720.341      | 685.567       | 689.054        | 705.770    | 658.323     | 669.142        | 664.175      | 659.677   | 639.398   | 647.748   | 635.589   |            |
|   | 1984 | 617.694       | 567.629      | 525.724       | 602.824        | 576.122    | 597.056     | 611.374        | 621.546      | 659.732   | 679.607   | 697.450   | 728.942   |            |
|   | 1985 | 741.858       | 754.549      | 779.209       | 761.267        | 739.751    | 740.498     | 726.355        | 732.821      | 724.580   | 724.099   | 719.408   | 702.351   |            |
|   | 1986 | 708.956       | 735.436      | 722.918       | 722.937        | 722.816    | 705.001     | 702.353        | 689.354      | 678.680   | 672.399   | 681.751   | 680.375   |            |
| D 317815  | 2    | 683.821       | 683.425      | 662.163       | 726.859        | 737.361    |             |                |              |           |           |           |           |            |
| <b>PRINTING, PUBLISHING AND ALLIED INDUSTRIES -<br/>IMPRIMERIE, ÉDITION ET INDUSTRIES CONNEXES:</b> |      |               |              |               |                |            |             |                |              |           |           |           |           |            |
| Unadjusted for seasonal variation -<br>Chiffres non désaisonnalisés                                 |      |               |              |               |                |            |             |                |              |           |           |           |           |            |
| Shipments - Livraisons  |      |               |              |               |                |            |             |                |              |           |           |           |           |            |
|   | 1983 | 539.182       | 576.682      | 663.148       | 625.124        | 640.690    | 608.473     | 544.804        | 624.031      | 678.156   | 692.539   | 712.321   | 646.485   | 7.581.585  |
|   | 1984 | 606.471       | 664.184      | 722.809       | 696.120        | 739.474    | 708.058     | 624.071        | 707.979      | 753.904   | 802.933   | 786.454   | 692.574   | 8.504.931  |
|   | 1985 | 685.099       | 710.754      | 771.149       | 779.543        | 811.527    | 754.808     | 692.054        | 750.593      | 798.468   | 875.433   | 860.202   | 782.400   | 9.272.030  |
|   | 1986 | 761.542       | 781.326      | 863.910       | 864.860        | 874.966    | 835.596     | 779.129        | 820.331      | 895.394   | 958.785   | 913.161   | 861.835   | 10.210.835 |
| D 315463  | 28   | 829.967       | 840.661      | 934.702       | 920.061        | 915.704    |             |                |              |           |           |           |           |            |
| Inventory owned - Total - Des stocks<br>possédés  |      |               |              |               |                |            |             |                |              |           |           |           |           |            |
|   | 1983 | 500.678       | 505.954      | 502.527       | 518.920        | 542.800    | 530.080     | 537.353        | 547.470      | 545.056   | 518.356   | 525.224   | 534.140   |            |
|   | 1984 | 560.217       | 574.203      | 586.823       | 606.605        | 632.201    | 644.549     | 673.343        | 677.453      | 669.394   | 641.459   | 637.678   | 646.281   |            |
|   | 1985 | 673.259       | 681.789      | 697.124       | 736.077        | 740.308    | 757.927     | 777.614        | 762.630      | 759.002   | 731.756   | 719.695   | 669.895   |            |
|   | 1986 | 679.267       | 701.663      | 703.770       | 713.657        | 708.196    | 725.635     | 732.775        | 744.792      | 745.524   | 786.130   | 725.536   | 715.698   |            |
| D 317948  | 1987 | 720.134       | 733.553      | 731.242       | 741.701        | 731.878    |             |                |              |           |           |           |           |            |
| Raw materials - Matières premières  |      |               |              |               |                |            |             |                |              |           |           |           |           |            |
|   | 1983 | 264.100       | 263.995      | 260.060       | 269.739        | 273.172    | 273.565     | 279.186        | 287.239      | 292.767   | 275.958   | 280.283   | 296.960   |            |
|   | 1984 | 313.579       | 319.697      | 324.050       | 337.838        | 358.924    | 365.264     | 389.686        | 389.843      | 384.721   | 360.858   | 357.633   | 383.022   |            |
|   | 1985 | 397.307       | 398.586      | 406.539       | 428.744        | 434.332    | 444.694     | 444.579        | 439.890      | 436.445   | 414.120   | 397.122   | 367.053   |            |
|   | 1986 | 371.392       | 383.886      | 378.974       | 380.691        | 370.150    | 389.887     | 389.827        | 397.163      | 395.589   | 386.705   | 375.766   | 379.004   |            |
| D 316883  | 1987 | 387.853       | 390.005      | 376.406       | 383.424        | 369.854    |             |                |              |           |           |           |           |            |
| Goods in process - Produits en cours  |      |               |              |               |                |            |             |                |              |           |           |           |           |            |
|   | 1983 | 95.484        | 99.954       | 99.427        | 101.003        | 116.038    | 95.903      | 101.059        | 100.957      | 102.462   | 100.248   | 99.159    | 97.121    |            |
|   | 1984 | 98.532        | 104.409      | 111.042       | 115.086        | 115.061    | 115.317     | 118.957        | 121.874      | 118.904   | 117.556   | 116.088   | 105.885   |            |
|   | 1985 | 113.574       | 119.016      | 121.981       | 133.567        | 128.571    | 128.427     | 141.860        | 136.344      | 140.007   | 137.564   | 138.331   | 125.446   |            |
|   | 1986 | 125.737       | 132.151      | 133.495       | 141.492        | 139.153    | 133.151     | 140.111        | 142.115      | 139.093   | 142.919   | 138.174   | 128.914   |            |
| D 317238  | 1987 | 124.766       | 133.628      | 133.113       | 137.652        | 135.879    |             |                |              |           |           |           |           |            |
| Finished products - Produits finis  |      |               |              |               |                |            |             |                |              |           |           |           |           |            |
|   | 1983 | 141.094       | 142.005      | 143.400       | 148.678        | 153.596    | 160.617     | 157.108        | 159.274      | 149.827   | 142.150   | 145.782   | 145.059   |            |
|   | 1984 | 148.106       | 150.097      | 151.731       | 153.681        | 158.216    | 163.973     | 164.700        | 165.736      | 165.769   | 163.047   | 163.957   | 157.374   |            |
|   | 1985 | 162.378       | 164.187      | 168.604       | 173.766        | 177.405    | 184.806     | 186.175        | 186.396      | 182.550   | 180.072   | 184.242   | 177.396   |            |
|   | 1986 | 182.138       | 185.626      | 191.301       | 191.469        | 198.893    | 202.597     | 202.837        | 205.514      | 210.842   | 206.506   | 211.596   | 207.780   |            |
| D 317593  | 1987 | 207.515       | 209.920      | 221.723       | 220.625        | 226.145    |             |                |              |           |           |           |           |            |
| Adjusted for seasonal variation(1) -<br>Chiffres désaisonnalisés(                                   |      |               |              |               |                |            |             |                |              |           |           |           |           |            |

TABLE 3. Estimated Value of Shipments, Orders and Inventory in Manufacturing Industries Grouped According to the Standard Industrial Classification

TABLEAU 3. Valeur estimative des livraisons, commandes et stocks des industries manufacturières groupées d'après la classification type des industries

|   |    | Month - Mois  |              |               |                |            |             |               |              |           |           |           |              | Total     |            |
|---|----|---------------|--------------|---------------|----------------|------------|-------------|---------------|--------------|-----------|-----------|-----------|--------------|-----------|------------|
|   |    | Jan.<br>Janv. | Feb.<br>Fév. | March<br>Mars | April<br>Avril | May<br>Mai | June<br>Jun | July<br>Juil. | Aug.<br>Août | Sept.     | Oct.      | Nov.      | Dec.<br>Déc. |           |            |
| thousands of dollars - milliers de dollars  |    |               |              |               |                |            |             |               |              |           |           |           |              |           |            |
| Raw materials - Matières premières  |    | 1983          | 267,635      | 267,988       | 266,155        | 267,553    | 267,292     | 266,555       | 267,368      | 275,661   | 284,516   | 286,680   | 294,911      | 306,713   |            |
|   |    | 1984          | 317,774      | 374,533       | 331,545        | 335,790    | 351,645     | 355,039       | 373,728      | 374,417   | 374,461   | 373,441   | 376,179      | 396,298   |            |
|   |    | 1985          | 407,622      | 404,451       | 415,769        | 426,611    | 425,482     | 431,868       | 426,577      | 422,646   | 424,764   | 427,677   | 418,640      | 379,658   |            |
| D 317106  | 1  | 1986          | 376,284      | 389,455       | 387,618        | 378,986    | 362,643     | 378,421       | 374,042      | 381,667   | 385,151   | 398,788   | 396,545      | 391,978   |            |
|   |    | 1987          | 392,961      | 395,743       | 384,873        | 381,870    | 362,353     |               |              |           |           |           |              |           |            |
| Goods in process - Produits en cours  |    | 1983          | 100,775      | 101,600       | 98,025         | 95,747     | 112,801     | 95,265        | 97,802       | 98,890    | 99,710    | 100,118   | 101,028      | 101,949   |            |
|   |    | 1984          | 104,322      | 105,977       | 110,041        | 108,859    | 111,710     | 114,875       | 115,135      | 119,157   | 116,140   | 117,041   | 117,976      | 116,562   |            |
|   |    | 1985          | 120,913      | 120,730       | 121,326        | 126,138    | 124,838     | 128,171       | 137,528      | 132,643   | 137,262   | 136,716   | 139,976      | 137,853   |            |
| D 317461  | 3  | 1986          | 134,507      | 133,946       | 133,308        | 133,496    | 135,126     | 132,978       | 135,885      | 137,855   | 136,660   | 141,897   | 139,401      | 141,477   |            |
|   |    | 1987          | 133,869      | 135,539       | 133,046        | 129,811    | 131,947     |               |              |           |           |           |              |           |            |
| Finished products - Produits finis  |    | 1983          | 145,188      | 145,452       | 143,802        | 148,737    | 150,152     | 152,935       | 151,094      | 153,547   | 149,141   | 146,395   | 148,909      | 152,133   |            |
|   |    | 1984          | 157,545      | 153,741       | 152,448        | 153,773    | 154,538     | 156,239       | 158,472      | 160,100   | 164,715   | 167,882   | 167,337      | 164,928   |            |
|   |    | 1985          | 167,538      | 168,173       | 169,264        | 173,766    | 173,416     | 176,056       | 179,118      | 180,564   | 181,101   | 185,145   | 187,791      | 186,086   |            |
| D 317816  | 2  | 1986          | 188,198      | 190,230       | 191,877        | 191,373    | 194,440     | 193,023       | 195,179      | 199,431   | 208,982   | 212,149   | 215,475      | 218,096   |            |
|   |    | 1987          | 214,619      | 215,170       | 222,756        | 220,471    | 221,104     |               |              |           |           |           |              |           |            |
| <b>PRIMARY METAL INDUSTRIES - INDUSTRIES DE PREMIERE TRANSFORMATION DES METAUX:</b> |    |               |              |               |                |            |             |               |              |           |           |           |              |           |            |
| Unadjusted for seasonal variation - Chiffres non saisonnalisés:                     |    | 1983          | 902,009      | 919,378       | 1,103,606      | 1,163,064  | 1,279,429   | 1,199,591     | 994,029      | 1,124,885 | 1,246,463 | 1,265,008 | 1,316,457    | 1,107,720 | 13,571,589 |
| Shipments - Livraisons  |    | 1984          | 1,303,748    | 1,296,370     | 1,433,217      | 1,362,747  | 1,500,134   | 1,425,021     | 1,239,867    | 1,331,855 | 1,290,566 | 1,380,452 | 1,354,021    | 1,275,485 | 16,191,485 |
|   |    | 1985          | 1,319,335    | 1,299,461     | 1,464,078      | 1,378,609  | 1,528,547   | 1,486,690     | 1,300,643    | 1,278,504 | 1,400,195 | 1,457,032 | 1,352,676    | 1,272,624 | 16,538,394 |
| D 315528  | 29 | 1986          | 1,443,248    | 1,373,273     | 1,439,302      | 1,529,111  | 1,511,336   | 1,424,933     | 1,346,599    | 1,295,856 | 1,398,830 | 1,419,618 | 1,372,923    | 1,305,076 | 16,810,105 |
|   |    | 1987          | 1,381,134    | 1,395,618     | 1,585,018      | 1,540,287  | 1,561,526   |               |              |           |           |           |              |           |            |
| New orders - Nouvelles commandes  |    | 1983          | 978,884      | 1,046,912     | 1,165,211      | 1,237,119  | 1,173,421   | 1,164,583     | 977,824      | 1,205,590 | 1,249,157 | 1,214,029 | 1,350,300    | 1,100,783 |            |
|   |    | 1984          | 1,435,061    | 1,359,788     | 1,462,118      | 1,317,513  | 1,350,770   | 1,613,065     | 1,094,645    | 1,471,370 | 1,733,879 | 1,394,937 | 1,325,503    | 1,248,432 |            |
|   |    | 1985          | 1,389,389    | 1,420,627     | 1,442,151      | 1,411,852  | 1,629,967   | 1,356,378     | 1,376,283    | 1,246,424 | 1,346,610 | 1,472,628 | 1,411,711    | 1,104,042 |            |
| D 315883  |    | 1986          | 1,577,176    | 1,524,733     | 1,420,355      | 1,562,558  | 1,459,760   | 1,263,082     | 1,318,952    | 1,270,773 | 1,388,134 | 1,456,922 | 1,363,887    | 1,351,364 |            |
|   |    | 1987          | 1,324,127    | 1,607,717     | 1,596,438      | 1,538,640  | 1,568,806   |               |              |           |           |           |              |           |            |
| Unfilled orders - Commandes en carnet   |    | 1983          | 916,242      | 1,043,826     | 1,105,431      | 1,179,486  | 1,123,478   | 1,088,470     | 1,072,765    | 1,152,970 | 1,155,664 | 1,104,685 | 1,138,528    | 1,131,591 |            |
|   |    | 1984          | 1,262,904    | 1,326,322     | 1,375,223      | 1,329,989  | 1,180,625   | 1,368,667     | 1,223,445    | 1,362,960 | 1,306,273 | 1,320,758 | 1,292,740    | 1,265,187 |            |
|   |    | 1985          | 1,335,241    | 1,456,407     | 1,434,480      | 1,467,723  | 1,569,143   | 1,438,831     | 1,514,471    | 1,482,391 | 1,428,806 | 1,444,402 | 1,503,437    | 1,334,855 |            |
| D 316238  |    | 1986          | 1,468,783    | 1,670,243     | 1,651,296      | 1,684,743  | 1,633,167   | 1,471,316     | 1,443,669    | 1,418,586 | 1,407,890 | 1,445,194 | 1,436,158    | 1,482,446 |            |
|   |    | 1987          | 1,425,439    | 1,637,538     | 1,648,958      | 1,647,311  | 1,654,591   |               |              |           |           |           |              |           |            |
| Inventory held - Total - Des stocks détenus   |    | 1983          | 2,951,690    | 2,827,797     | 2,722,246      | 2,703,255  | 2,920,926   | 2,674,457     | 2,697,136    | 2,802,480 | 2,829,084 | 2,865,983 | 2,939,007    | 3,024,050 |            |
|   |    | 1984          | 2,920,913    | 2,810,017     | 2,734,374      | 2,776,690  | 2,896,438   | 2,925,168     | 3,016,589    | 3,079,158 | 3,169,765 | 3,212,994 | 3,183,489    | 3,195,175 |            |
|   |    | 1985          | 3,020,144    | 2,952,815     | 2,890,384      | 2,885,423  | 2,862,853   | 2,950,052     | 2,921,743    | 2,977,248 | 3,054,545 | 3,085,339 | 3,142,736    | 3,162,395 |            |
| D 316593  |    | 1986          | 3,052,829    | 2,954,372     | 2,880,665      | 2,836,158  | 2,850,780   | 2,915,616     | 2,934,773    | 2,946,521 | 2,999,340 | 3,012,573 | 3,059,476    | 2,961,330 |            |
|   |    | 1987          | 2,798,445    | 2,720,605     | 2,621,232      | 2,595,133  | 2,631,000   |               |              |           |           |           |              |           |            |
| Raw materials - Matières premières  |    | 1983          | 1,443,462    | 1,395,176     | 1,293,915      | 1,269,188  | 1,506,930   | 1,281,172     | 1,299,499    | 1,367,603 | 1,394,052 | 1,433,431 | 1,506,502    | 1,554,822 |            |
|   |    | 1984          | 1,458,860    | 1,347,176     | 1,251,286      | 1,291,167  | 1,402,340   | 1,427,931     | 1,554,819    | 1,613,321 | 1,698,792 | 1,734,002 | 1,707,855    | 1,682,750 |            |
|   |    | 1985          | 1,527,430    | 1,434,013     | 1,347,697      | 1,329,347  | 1,328,179   | 1,431,141     | 1,452,571    | 1,473,925 | 1,537,039 | 1,539,319 | 1,567,986    | 1,511,313 |            |
| D 316948  |    | 1986          | 1,483,787    | 1,389,371     | 1,296,604      | 1,261,237  | 1,311,992   | 1,390,599     | 1,420,336    | 1,453,533 | 1,497,137 | 1,535,905 | 1,577,523    | 1,473,527 |            |
|   |    | 1987          | 1,338,610    | 1,255,392     | 1,170,809      | 1,169,012  | 1,196,594   |               |              |           |           |           |              |           |            |
| Goods in process - Produits en cours  |    | 1983          | 586,913      | 535,133       | 521,331        | 518,831    | 520,272     | 501,116       | 521,720      | 535,906   | 545,658   | 554,293   | 563,580      | 561,056   |            |
|   |    | 1984          | 548,359      | 551,587       | 563,648        | 560,420    | 574,374     | 570,617       | 575,898      | 581,635   | 584,092   | 591,677   | 594,413      | 633,487   |            |
|   |    | 1985          | 631,547      | 615,975       | 610,812        | 604,336    | 596,607     | 595,093       | 565,229      | 584,445   | 595,200   | 618,005   | 628,966      | 646,437   |            |
| D 317303  |    | 1986          | 647,089      | 628,983       | 634,834        | 627,173    | 616,535     | 608,088       | 604,507      | 601,300   | 599,686   | 575,230   | 577,545      | 578,501   |            |
|   |    | 1987          | 572,852      | 558,101       | 550,306        | 542,175    | 561,059     |               |              |           |           |           |              |           |            |
| Finished products - Produits finis  |    | 1983          | 921,315      | 892,488       | 907,000        | 915,236    | 893,724     | 892,169       | 875,917      | 898,971   | 889,374   | 878,259   | 868,925      | 908,172   |            |
|   |    | 1984          | 913,694      | 911,254       | 919,440        | 925,103    | 919,724     | 881,620       | 885,872      | 884,202   | 886,881   | 887,365   | 881,271      | 878,938   |            |
|   |    | 1985          | 861,167      | 902,827       | 931,875        | 951,740    | 938,067     | 923,818       | 903,943      | 918,878   | 922,306   | 928,015   | 945,784      | 974,645   |            |
| D 317658  |    | 1986          | 921,953      | 936,018       | 949,277        | 947,748    | 922,253     | 916,929       | 909,930      | 891,688   | 907,517   | 901,438   | 904,408      | 909,307   |            |
|   |    | 1987          | 886,983      | 907,117       | 900,117        | 883,946    | 873,347     |               |              |           |           |           |              |           |            |
| Adjusted for seasonal variation(1) - Chiffres désaisonnalisés(1):                   |    | 1983          | 955,905      | 974,561       | 990,839        | 1,170,857  | 1,091,197   | 1,112,950     | 1,110,458    | 1,149,037 | 1,222,946 | 1,275,093 | 1,279,826    | 1,285,442 |            |
| Shipments - Livraisons  |    | 1984          | 1,325,357    | 1,309,061     | 1,354,447      | 1,344,947  | 1,317,815   | 1,362,614     | 1,341,210    | 1,368,172 | 1,295,099 | 1,332,330 | 1,353,076    | 1,482,988 |            |
|   |    | 1985          | 1,322,574    | 1,376,087     | 1,375,311      | 1,344,330  | 1,359,316   | 1,415,547     | 1,391,227    | 1,368,821 | 1,386,767 | 1,399,637 | 1,384,284    | 1,416,145 |            |
| D 315692  | 29 | 1986          | 1,457,558    | 1,398,367     | 1,380,745      | 1,455,014  | 1,398,455   | 1,333,677     | 1,426,370    | 1,374,247 | 1,374,825 | 1,377,429 | 1,406,546    | 1,441,158 |            |
|   |    | 1987          | 1,446,483    | 1,472,350     | 1,462,867      | 1,493,126  | 1,430,744   |               |              |           |           |           |              |           |            |
| New orders - Nouvelles commandes  |    | 1983          | 955,243      | 1,027,420     | 1,034,001      | 1,224,504  | 1,101,462   | 1,091,837     | 1,136,099    | 1,201,812 | 1,256,835 | 1,263,789 | 1,322,648    | 1,324,528 |            |
|   |    | 1984          | 1,366,712    | 1,262,084     | 1,386,001      | 1,284,643  | 1,237,160   | 1,576,542     | 1,235,818    | 1,482,075 | 1,273,167 | 1,381,510 | 1,331,372    | 1,501,243 |            |
|   |    | 1985          | 1,309,309    | 1,364,636     | 1,343,595      | 1,359,064  | 1,512,657   | 1,341,653     | 1,506,409    | 1,306,955 | 1,383,267 | 1,438,568 | 1,455,347    | 1,288,149 |            |
| D 316047  | 8  | 1986          | 1,523,584    | 1,435,292     | 1,355,367      | 1,469,536  | 1,404,079   | 1,238,861     | 1,433,554    | 1,320,661 | 1,421,038 | 1,427,866 | 1,405,959    | 1,546,599 |            |
|   |    | 1987          | 1,313,146    | 1,518,430     | 1,471,532      | 1,473,407  | 1,486,514   |               |              |           |           |           |              |           |            |
| Unfilled orders - Commandes en carnet   |    | 1983          | 931,140      | 983,999       | 1,027,161      | 1,080,808  | 1,091,073   | 1,069,960     | 1,095,601    | 1,148,376 | 1,182,265 | 1,170,961 | 1,213,783    | 1,252,869 |            |
|   |    | 1984          | 1,294,224    | 1,247,247     | 1,278,801      | 1,218,497  | 1,137,842   | 1,351,770     | 1,246,378    |           |           |           |              |           |            |



TABLE 3. Estimated Value of Shipments, Orders and Inventory in Manufacturing Industries Grouped According to the Standard Industrial Classification

TABLEAU 3. Valeur estimative des livraisons, commandes et stocks des industries manufacturières groupées d'après la classification type des industries

|  |    | Month - Mois                               |           |           |           |           |           |           |           |           |           |           |           | Total     |            |
|--|----|--|-----------|-----------|-----------|-----------|-----------|-----------|-----------|-----------|-----------|-----------|-----------|-----------|------------|
|  |    | Jan  | Feb       | March     | April     | May       | June      | July      | Aug       | Sept      | Oct       | Nov       | Dec       |           |            |
|  |    | Janv                                       | Fév       | Mars      | Avril     | Mai       | Jun       | Juill     | Août      | Sept      | Oct       | Nov       | Déc       |           |            |
|  |    | thousands of dollars - milliers de dollars |           |           |           |           |           |           |           |           |           |           |           |           |            |
| Raw materials - Matières premières   |    | 1983                                       | 1,423,813 | 1,457,255 | 1,427,690 | 1,422,538 | 1,604,141 | 1,305,453 | 1,289,953 | 1,343,817 | 1,327,669 | 1,343,548 | 1,393,361 | 1,431,828 | 1,552,209  |
|  |    | 1984                                       | 1,438,434 | 1,405,358 | 1,381,568 | 1,447,659 | 1,495,032 | 1,499,674 | 1,544,778 | 1,584,795 | 1,617,897 | 1,622,686 | 1,579,154 | 1,552,209 | 1,552,209  |
|  |    | 1985                                       | 1,504,116 | 1,495,789 | 1,488,510 | 1,491,470 | 1,414,160 | 1,458,859 | 1,445,776 | 1,446,585 | 1,461,619 | 1,439,288 | 1,449,691 | 1,423,714 | 1,423,714  |
|  |    | 1986                                       | 1,461,715 | 1,448,620 | 1,432,079 | 1,415,371 | 1,396,182 | 1,418,255 | 1,414,959 | 1,426,151 | 1,422,188 | 1,434,889 | 1,458,509 | 1,362,737 | 1,362,737  |
| D 317117   | 2  | 1987                                       | 1,318,698 | 1,309,337 | 1,292,284 | 1,312,022 | 1,273,108 |           |           |           |           |           |           |           |            |
| Goods in process - Produits en cours   |    | 1983                                       | 571,650   | 536,420   | 521,070   | 524,178   | 522,834   | 515,392   | 529,557   | 541,647   | 546,806   | 550,932   | 559,440   | 543,712   | 543,712    |
|  |    | 1984                                       | 533,995   | 552,360   | 563,874   | 565,795   | 578,481   | 585,969   | 584,846   | 587,748   | 584,560   | 589,211   | 589,345   | 614,261   | 614,261    |
|  |    | 1985                                       | 615,063   | 616,592   | 610,934   | 610,132   | 601,904   | 609,914   | 574,478   | 590,229   | 595,855   | 616,218   | 623,232   | 626,514   | 626,514    |
|  |    | 1986                                       | 630,200   | 629,109   | 635,352   | 633,252   | 622,763   | 627,276   | 614,649   | 607,128   | 600,346   | 573,967   | 572,537   | 560,346   | 560,346    |
| D 317467   | 2  | 1987                                       | 557,955   | 558,268   | 550,361   | 547,486   | 567,070   |           |           |           |           |           |           |           |            |
| Finished products - Produits finis   |    | 1983                                       | 946,200   | 902,506   | 899,891   | 889,183   | 881,174   | 889,329   | 884,407   | 895,389   | 887,953   | 880,284   | 875,932   | 911,179   | 911,179    |
|  |    | 1984                                       | 938,373   | 919,901   | 911,239   | 899,643   | 908,190   | 876,634   | 893,106   | 883,230   | 885,094   | 889,767   | 887,076   | 881,739   | 881,739    |
|  |    | 1985                                       | 884,427   | 908,734   | 923,105   | 927,170   | 926,486   | 922,066   | 913,590   | 919,890   | 922,029   | 931,181   | 949,106   | 977,088   | 977,088    |
|  |    | 1986                                       | 947,244   | 939,966   | 940,294   | 924,272   | 910,867   | 916,013   | 916,160   | 894,102   | 902,427   | 904,513   | 906,039   | 911,764   | 911,764    |
| D 317822   | 2  | 1987                                       | 912,252   | 909,933   | 891,735   | 867,470   | 862,565   |           |           |           |           |           |           |           |            |
| <b>FABRICATED METAL PRODUCTS INDUSTRIES (except machinery and transportation equipment industries) - INDUSTRIES DE LA FABRICATION DES PRODUITS MÉTALLIQUES (sauf les industries de la machinerie et du matériel de transport):</b> |    |  |           |           |           |           |           |           |           |           |           |           |           |           |            |
| Unadjusted for seasonal variation - Chiffres non désaisonnalisés   |    | 1983                                       | 745,545   | 790,563   | 1,018,414 | 859,155   | 881,609   | 978,001   | 837,005   | 948,907   | 1,025,976 | 1,006,658 | 1,039,334 | 912,247   | 11,043,409 |
| Shipments - Livraisons   |    | 1984                                       | 867,618   | 913,203   | 1,111,643 | 936,027   | 979,299   | 1,075,216 | 1,007,426 | 1,071,337 | 1,080,548 | 1,099,278 | 1,056,394 | 981,723   | 12,179,712 |
|  |    | 1985                                       | 954,763   | 956,567   | 1,127,955 | 1,079,050 | 1,168,322 | 1,152,224 | 1,084,282 | 1,204,842 | 1,245,239 | 1,288,398 | 1,190,358 | 1,079,143 | 13,531,143 |
|  |    | 1986                                       | 1,043,506 | 1,080,995 | 1,134,698 | 1,188,651 | 1,219,279 | 1,235,833 | 1,190,772 | 1,161,825 | 1,302,232 | 1,289,352 | 1,207,249 | 1,148,190 | 14,702,582 |
| D 315541   | 30 | 1987                                       | 1,127,256 | 1,146,806 | 1,278,692 | 1,275,625 | 1,338,580 |           |           |           |           |           |           |           |            |
| New orders - Nouvelles commandes   |    | 1983                                       | 851,856   | 818,054   | 1,114,726 | 777,361   | 909,354   | 858,099   | 779,870   | 983,154   | 970,162   | 1,015,674 | 986,238   | 777,344   | 777,344    |
|  |    | 1984                                       | 963,862   | 970,985   | 1,185,263 | 927,641   | 1,010,893 | 1,081,342 | 1,013,587 | 1,126,754 | 1,040,685 | 1,346,007 | 993,431   | 835,159   | 835,159    |
|  |    | 1985                                       | 1,003,731 | 987,863   | 1,118,852 | 1,052,894 | 1,175,444 | 1,167,597 | 1,101,464 | 1,255,819 | 1,126,182 | 1,317,897 | 1,122,214 | 1,072,742 | 1,072,742  |
|  |    | 1986                                       | 1,078,305 | 1,349,575 | 1,182,757 | 1,206,705 | 1,365,999 | 1,229,315 | 1,225,935 | 1,237,609 | 1,280,098 | 1,282,101 | 1,137,758 | 1,155,902 | 1,155,902  |
| D 315896   |    | 1987                                       | 1,104,863 | 1,255,365 | 1,341,967 | 1,304,390 | 1,351,318 |           |           |           |           |           |           |           |            |
| Unfilled orders - Commandes en carnet  |    | 1983                                       | 2,285,210 | 2,312,701 | 2,409,013 | 2,327,219 | 2,354,964 | 2,235,062 | 2,177,877 | 2,212,174 | 2,156,310 | 2,165,326 | 2,112,230 | 1,977,332 | 1,977,332  |
|  |    | 1984                                       | 2,073,576 | 2,131,358 | 2,204,978 | 2,196,592 | 2,278,186 | 2,234,312 | 2,240,473 | 2,295,890 | 2,256,027 | 2,502,756 | 2,439,793 | 2,293,229 | 2,293,229  |
|  |    | 1985                                       | 2,342,197 | 2,373,493 | 2,364,390 | 2,338,234 | 2,345,356 | 2,360,729 | 2,377,911 | 2,428,888 | 2,309,831 | 2,334,330 | 2,266,186 | 2,259,785 | 2,259,785  |
|  |    | 1986                                       | 2,294,584 | 2,563,164 | 2,611,223 | 2,629,277 | 2,775,997 | 2,769,479 | 2,804,642 | 2,880,426 | 2,858,292 | 2,851,041 | 2,781,550 | 2,789,262 | 2,789,262  |
| D 316251   |    | 1987                                       | 2,766,869 | 2,875,428 | 2,938,698 | 2,967,463 | 2,980,201 |           |           |           |           |           |           |           |            |
| Inventory owned - Total - Des stocks possédés  |    | 1983                                       | 2,029,860 | 2,034,473 | 2,045,503 | 2,041,954 | 2,045,557 | 1,998,557 | 2,010,558 | 1,971,751 | 1,927,632 | 1,922,753 | 1,920,498 | 1,920,498 |            |
|  |    | 1984                                       | 1,922,465 | 1,950,957 | 2,013,120 | 1,997,843 | 2,054,232 | 2,023,571 | 1,989,159 | 1,952,312 | 1,943,911 | 1,962,252 | 1,968,830 | 1,900,474 | 1,900,474  |
|  |    | 1985                                       | 1,933,267 | 2,028,625 | 2,015,461 | 2,064,107 | 2,051,021 | 2,050,884 | 2,072,989 | 2,051,237 | 2,055,965 | 2,098,356 | 2,023,299 | 2,049,080 | 2,049,080  |
|  |    | 1986                                       | 2,098,357 | 2,140,265 | 2,143,889 | 2,133,669 | 2,164,800 | 2,166,405 | 2,152,626 | 2,155,175 | 2,158,186 | 2,144,549 | 2,115,847 | 2,115,847 | 2,115,847  |
| D 318026   |    | 1987                                       | 2,191,221 | 2,198,600 | 2,198,600 | 2,226,377 | 2,217,004 |           |           |           |           |           |           |           |            |
| Inventory held but not owned - Stocks détenus mais non possédés  |    | 1983                                       | 304,140   | 327,949   | 317,162   | 340,307   | 368,596   | 356,615   | 406,724   | 430,912   | 439,397   | 449,474   | 395,281   | 251,922   | 251,922    |
|  |    | 1984                                       | 259,060   | 244,669   | 243,872   | 259,192   | 264,547   | 268,999   | 277,115   | 286,086   | 276,271   | 297,208   | 274,295   | 259,465   | 259,465    |
|  |    | 1985                                       | 253,941   | 244,927   | 248,912   | 268,409   | 279,792   | 291,037   | 297,056   | 295,314   | 298,472   | 234,817   | 231,646   | 207,650   | 207,650    |
|  |    | 1986                                       | 234,302   | 230,934   | 239,360   | 258,948   | 266,568   | 246,215   | 254,084   | 249,347   | 248,576   | 243,512   | 238,665   | 235,829   | 235,829    |
| D 318193   |    | 1987                                       | 243,170   | 242,687   | 258,644   | 270,082   | 278,435   |           |           |           |           |           |           |           |            |
| Inventory held - Total - Des stocks détenus  |    | 1983                                       | 2,334,000 | 2,362,427 | 2,362,665 | 2,382,261 | 2,400,246 | 2,402,172 | 2,405,281 | 2,441,470 | 2,411,148 | 2,377,056 | 2,318,034 | 2,172,420 | 2,172,420  |
|  |    | 1984                                       | 2,181,525 | 2,195,626 | 2,256,992 | 2,257,035 | 2,318,779 | 2,292,570 | 2,266,274 | 2,238,398 | 2,270,182 | 2,259,460 | 2,243,125 | 2,159,939 | 2,159,939  |
|  |    | 1985                                       | 2,187,208 | 2,273,552 | 2,264,373 | 2,332,516 | 2,330,813 | 2,341,921 | 2,370,045 | 2,346,551 | 2,354,437 | 2,333,173 | 2,254,945 | 2,256,730 | 2,256,730  |
|  |    | 1986                                       | 2,332,659 | 2,371,199 | 2,383,249 | 2,472,617 | 2,431,368 | 2,412,620 | 2,406,710 | 2,402,775 | 2,403,751 | 2,401,698 | 2,383,214 | 2,351,671 | 2,351,671  |
| D 316606   |    | 1987                                       | 2,434,391 | 2,441,287 | 2,457,244 | 2,496,459 | 2,495,439 |           |           |           |           |           |           |           |            |
| Raw materials - Matières premières   |    | 1983                                       | 993,533   | 976,167   | 998,259   | 994,750   | 1,008,513 | 1,018,693 | 1,028,494 | 1,033,153 | 1,020,690 | 989,723   | 981,446   | 983,279   | 983,279    |
|  |    | 1984                                       | 967,066   | 974,640   | 1,008,080 | 1,018,072 | 1,048,198 | 1,041,492 | 1,035,545 | 1,029,629 | 1,036,382 | 1,038,648 | 1,038,098 | 1,027,513 | 1,027,513  |
|  |    | 1985                                       | 1,010,146 | 1,058,853 | 1,064,301 | 1,079,923 | 1,069,652 | 1,071,857 | 1,090,450 | 1,088,495 | 1,085,207 | 1,058,994 | 1,040,063 | 1,050,428 | 1,050,428  |
|  |    | 1986                                       | 1,059,923 | 1,067,892 | 1,075,691 | 1,111,757 | 1,089,761 | 1,113,241 | 1,131,990 | 1,134,449 | 1,114,919 | 1,107,703 | 1,091,477 | 1,078,537 | 1,078,537  |
| D 316961   |    | 1987                                       | 1,115,445 | 1,114,053 | 1,110,168 | 1,121,000 | 1,123,482 |           |           |           |           |           |           |           |            |
| Goods in process - Produits en cours   |    | 1983                                       | 799,346   | 826,375   | 814,219   | 840,442   | 849,550   | 830,615   | 850,699   | 878,479   | 862,608   | 875,549   | 813,332   | 662,571   | 662,571    |
|  |    | 1984                                       | 683,373   | 671,711   | 676,731   | 679,251   | 699,115   | 688,612   | 686,935   | 676,681   | 674,619   | 716,798   | 701,577   | 644,248   | 644,248    |
|  |    | 1985                                       | 675,085   | 688,974   | 678,144   | 711,598   | 714,424   | 719,609   | 743,197   | 738,910   | 743,214   | 758,600   | 686,886   | 671,811   | 671,811    |
|  |    | 1986                                       | 718,180   | 731,550   | 734,188   | 774,155   | 749,754   | 708,995   | 705,045   | 712,854   | 724,168   | 730,606   | 726,941   | 718,288   | 718,288    |
| D 317316   |    | 1987                                       | 746,082   | 753,951   | 753,073   | 769,282   | 769,695   |           |           |           |           |           |           |           |            |
| Finished products - Produits finis   |    | 1983                                       | 541,121   | 559,880   | 550,187   | 547,069   | 542,183   | 552,864   | 526,088   | 529,838   | 527,850   | 511,784   | 523,256   | 526,570   | 526,570    |
|  |    | 1984                                       | 531,086   | 549,275   | 571,181   | 559,712   | 571,466   | 562,466   | 543,794   | 532,088   | 509,181   | 504,014   | 503,450   | 491,128   | 491,128    |
|  |    | 1985                                       | 501,977   | 525,725   | 521,928   | 540,995   | 546,377   | 550,455   | 536,398   | 519,146   | 526,016   | 515,579   | 527,996   | 534,491   | 534,491    |
|  |    | 1986                                       | 554,556   | 571,757   | 573,370   | 586,705   | 591,853   | 590,384   | 569,675   | 554,972   | 564,664   | 563,389   | 564,796   | 559,846   | 559,846    |
| D  |    |  |           |           |           |           |           |           |           |           |           |           |           |           |            |

TABLE 3. Estimated Value of Shipments, Orders and Inventory in Manufacturing Industries Grouped According to the Standard Industrial Classification

TABLEAU 3. Valeur estimative des livraisons, commandes et stocks des industries manufacturières groupées d'après la classification type des industries

|  |    | Month = Mois                               |           |           |           |           |           |           |           |           |           |           |           | Total     |           |
|--|----|--|-----------|-----------|-----------|-----------|-----------|-----------|-----------|-----------|-----------|-----------|-----------|-----------|-----------|
|  |    | Jan  | Feb.      | March     | April     | May       | June      | July      | Aug.      | Sept.     | Oct.      | Nov.      | Déc.      |           |           |
|  |    | Janv.                                      | Fév.      | Mars      | Avril     | Mai       | Jun       | Juill.    | Août      | Sept.     | Oct.      | Nov.      | Déc.      |           |           |
|  |    | Thousands of dollars = milliers de dollars |           |           |           |           |           |           |           |           |           |           |           |           |           |
| New orders - Nouvelles commandes   |    | 1983                                       | 886.999   | 867.001   | 938.716   | 837.657   | 898.496   | 818.043   | 873.812   | 926.027   | 932.363   | 944.759   | 963.528   | 928.610   |           |
|  |    | 1984                                       | 1.021.043 | 986.597   | 1.036.995 | 1.007.380 | 947.897   | 1.063.027 | 1.102.853 | 1.064.790 | 1.030.809 | 1.230.741 | 990.985   | 1.035.056 |           |
|  |    | 1985                                       | 1.014.155 | 1.030.423 | 1.020.521 | 1.103.397 | 1.119.957 | 1.166.492 | 1.160.921 | 1.191.735 | 1.110.767 | 1.167.678 | 1.135.544 | 1.259.360 |           |
| D 316048   | 6  | 1986                                       | 1.124.666 | 1.392.958 | 1.141.532 | 1.195.246 | 1.305.871 | 1.305.871 | 1.268.472 | 1.214.817 | 1.223.816 | 1.158.152 | 1.184.722 | 1.327.740 |           |
|  |    | 1987                                       | 1.155.941 | 1.282.891 | 1.229.724 | 1.344.924 | 1.341.171 |           |           |           |           |           |           |           |           |
| Unfilled orders - Commandes en carnet  |    | 1983                                       | 2.335.660 | 2.318.032 | 2.360.158 | 2.291.472 | 2.295.734 | 2.214.687 | 2.165.964 | 2.177.507 | 2.174.576 | 2.150.915 | 2.128.406 | 2.101.309 |           |
|  |    | 1984                                       | 2.123.260 | 2.133.919 | 2.158.569 | 2.166.478 | 2.170.663 | 2.213.505 | 2.228.439 | 2.258.623 | 2.271.244 | 2.487.829 | 2.465.184 | 2.431.071 |           |
|  |    | 1985                                       | 2.407.746 | 2.372.781 | 2.313.041 | 2.311.422 | 2.285.254 | 2.335.968 | 2.366.552 | 2.388.522 | 2.321.622 | 2.321.792 | 2.293.711 | 2.390.548 |           |
| D 316403   | 2  | 1986                                       | 2.358.015 | 2.559.069 | 2.554.263 | 2.601.956 | 2.705.914 | 2.738.263 | 2.791.522 | 2.832.556 | 2.870.924 | 2.836.657 | 2.818.186 | 2.946.300 |           |
|  |    | 1987                                       | 2.845.987 | 2.868.543 | 2.877.127 | 2.938.373 | 2.905.812 |           |           |           |           |           |           |           |           |
| Inventory owned - Total - Des stocks possédés  |    | 1983                                       | 2.079.331 | 2.037.929 | 2.021.248 | 1.998.279 | 1.990.443 | 2.010.106 | 1.990.162 | 2.013.444 | 1.981.873 | 1.944.270 | 1.953.620 | 1.983.234 |           |
|  |    | 1984                                       | 1.965.271 | 1.952.755 | 1.996.640 | 1.955.241 | 2.014.076 | 1.986.857 | 1.973.170 | 1.947.879 | 1.945.314 | 1.974.222 | 2.001.334 | 1.963.699 |           |
|  |    | 1985                                       | 1.970.999 | 2.028.666 | 2.004.391 | 2.073.291 | 2.013.403 | 2.014.910 | 2.053.376 | 2.045.839 | 2.059.428 | 2.103.349 | 2.053.694 | 2.128.221 |           |
| D 318178   | 2  | 1986                                       | 2.136.510 | 2.137.925 | 2.150.396 | 2.162.187 | 2.124.829 | 2.127.061 | 2.127.551 | 2.144.564 | 2.156.183 | 2.166.970 | 2.175.371 | 2.199.422 |           |
|  |    | 1987                                       | 2.228.620 | 2.193.727 | 2.197.033 | 2.184.687 | 2.176.686 |           |           |           |           |           |           |           |           |
| Inventory held but not owned - Stocks détenus mais non possédés  |    | 1983                                       | 342.963   | 357.594   | 345.229   | 347.855   | 360.274   | 347.172   | 374.033   | 390.107   | 405.174   | 415.671   | 391.561   | 287.189   |           |
|  |    | 1984                                       | 289.841   | 268.749   | 265.338   | 263.889   | 257.316   | 261.978   | 254.936   | 259.394   | 254.112   | 276.370   | 273.775   | 294.412   |           |
|  |    | 1985                                       | 282.414   | 271.568   | 270.204   | 272.192   | 271.248   | 282.780   | 274.214   | 267.737   | 273.652   | 218.414   | 234.033   | 234.289   |           |
| D 318228   | 2  | 1986                                       | 259.712   | 258.084   | 259.244   | 261.881   | 257.927   | 238.673   | 234.872   | 226.120   | 227.863   | 226.586   | 242.842   | 265.155   |           |
|  |    | 1987                                       | 268.045   | 272.040   | 279.585   | 272.755   | 269.175   |           |           |           |           |           |           |           |           |
| Inventory held - Total - Des stocks détenus  |    | 1983                                       | 2.422.294 | 2.395.523 | 2.366.477 | 2.346.134 | 2.350.717 | 2.357.278 | 2.364.195 | 2.403.551 | 2.386.997 | 2.359.941 | 2.345.181 | 2.270.423 |           |
|  |    | 1984                                       | 2.255.112 | 2.221.504 | 2.261.978 | 2.219.130 | 2.271.392 | 2.248.835 | 2.228.106 | 2.207.273 | 2.199.426 | 2.250.592 | 2.275.109 | 2.258.111 |           |
|  |    | 1985                                       | 2.253.313 | 2.300.234 | 2.274.595 | 2.295.483 | 2.284.651 | 2.297.690 | 2.327.590 | 2.313.576 | 2.333.080 | 2.321.763 | 2.287.722 | 2.362.510 |           |
| D 316758   | 2  | 1986                                       | 2.395.722 | 2.396.009 | 2.409.640 | 2.424.068 | 2.382.756 | 2.365.734 | 2.362.423 | 2.370.684 | 2.384.046 | 2.393.556 | 2.418.213 | 2.464.577 |           |
|  |    | 1987                                       | 2.496.665 | 2.465.767 | 2.476.618 | 2.457.442 | 2.445.861 |           |           |           |           |           |           |           |           |
| Raw materials - Matières premières   |    | 1983                                       | 1.022.574 | 993.453   | 992.996   | 980.919   | 994.785   | 998.523   | 1.007.143 | 1.013.889 | 1.009.086 | 998.812   | 1.009.095 | 1.007.355 |           |
|  |    | 1984                                       | 993.901   | 990.085   | 1.006.062 | 1.002.434 | 1.036.281 | 1.021.772 | 1.012.659 | 1.009.143 | 1.025.410 | 1.047.764 | 1.066.795 | 1.049.377 |           |
|  |    | 1985                                       | 1.036.472 | 1.073.887 | 1.063.663 | 1.063.126 | 1.059.586 | 1.051.768 | 1.064.789 | 1.065.898 | 1.074.782 | 1.067.750 | 1.067.388 | 1.080.354 |           |
| D 317113   | 1  | 1986                                       | 1.086.209 | 1.080.862 | 1.087.435 | 1.084.112 | 1.080.790 | 1.092.484 | 1.104.596 | 1.110.463 | 1.104.755 | 1.116.411 | 1.119.578 | 1.110.863 |           |
|  |    | 1987                                       | 1.142.523 | 1.126.330 | 1.113.397 | 1.103.021 | 1.114.897 |           |           |           |           |           |           |           |           |
| Goods in process - Produits en cours   |    | 1983                                       | 844.439   | 850.355   | 834.241   | 835.263   | 835.103   | 829.040   | 832.224   | 853.389   | 843.379   | 828.021   | 796.369   | 717.456   |           |
|  |    | 1984                                       | 717.678   | 690.421   | 694.724   | 674.864   | 686.416   | 687.993   | 673.334   | 657.994   | 657.972   | 678.850   | 689.240   | 697.616   |           |
|  |    | 1985                                       | 704.829   | 708.238   | 696.819   | 708.340   | 700.416   | 717.958   | 729.125   | 720.466   | 724.380   | 718.235   | 676.069   | 727.935   |           |
| D 317468   | 2  | 1986                                       | 745.309   | 751.618   | 756.193   | 771.609   | 734.405   | 706.663   | 691.831   | 696.282   | 705.679   | 691.927   | 716.551   | 772.961   |           |
|  |    | 1987                                       | 772.022   | 774.736   | 776.204   | 767.211   | 753.642   |           |           |           |           |           |           |           |           |
| Finished products - Produits finis   |    | 1983                                       | 555.281   | 551.715   | 539.240   | 529.952   | 520.829   | 529.715   | 524.828   | 536.273   | 534.532   | 533.108   | 539.717   | 545.612   |           |
|  |    | 1984                                       | 543.533   | 540.998   | 561.192   | 541.832   | 548.695   | 539.070   | 542.113   | 540.136   | 516.044   | 523.978   | 519.074   | 511.118   |           |
|  |    | 1985                                       | 512.012   | 518.109   | 514.113   | 524.017   | 524.649   | 527.964   | 533.676   | 527.212   | 533.918   | 535.178   | 544.270   | 554.221   |           |
| D 317823   | 2  | 1986                                       | 564.204   | 563.529   | 566.012   | 568.347   | 567.561   | 566.587   | 565.996   | 563.939   | 573.612   | 585.218   | 582.084   | 580.753   |           |
|  |    | 1987                                       | 582.120   | 565.281   | 587.017   | 587.710   | 577.322   |           |           |           |           |           |           |           |           |
| <b>MACHINERY INDUSTRIES (except electrical machinery) - INDUSTRIES DE LA MACHINERIE (sauf électrique):</b> |    |  |           |           |           |           |           |           |           |           |           |           |           |           |           |
| Unadjusted for seasonal variation - Chiffres non désaisonnalisés   |    | 1983                                       | 399.150   | 443.208   | 527.942   | 474.158   | 491.653   | 551.816   | 437.775   | 418.966   | 496.949   | 482.502   | 524.114   | 536.305   | 5.784.538 |
| Shipments - Livraisons   |    | 1984                                       | 441.643   | 516.988   | 609.506   | 582.146   | 581.972   | 605.623   | 509.454   | 549.051   | 553.771   | 602.870   | 600.586   | 585.086   | 6.738.696 |
| D 315572   | 31 | 1985                                       | 504.405   | 566.867   | 651.218   | 643.456   | 638.870   | 636.777   | 564.159   | 573.754   | 613.655   | 633.075   | 635.368   | 622.224   | 7.788.826 |
|  |    | 1986                                       | 561.536   | 578.604   | 671.478   | 671.211   | 616.375   | 643.150   | 593.908   | 584.068   | 668.745   | 654.737   | 667.497   | 675.543   | 7.586.852 |
|  |    | 1987                                       | 620.580   | 676.094   | 726.850   | 731.617   | 671.621   |           |           |           |           |           |           |           |           |
| New orders - Nouvelles commandes   |    | 1983                                       | 322.854   | 399.841   | 462.939   | 420.358   | 484.163   | 461.143   | 397.416   | 483.239   | 546.362   | 537.682   | 512.036   | 450.900   |           |
|  |    | 1984                                       | 528.994   | 644.106   | 691.775   | 525.610   | 559.862   | 676.107   | 496.142   | 719.116   | 573.594   | 581.730   | 519.387   | 710.851   |           |
|  |    | 1985                                       | 458.095   | 581.379   | 641.681   | 604.934   | 784.551   | 622.578   | 609.684   | 637.340   | 743.459   | 608.804   | 639.425   | 601.373   |           |
| D 315927   |    | 1986                                       | 592.975   | 488.253   | 619.444   | 673.332   | 575.881   | 596.048   | 601.477   | 528.179   | 635.592   | 670.916   | 698.552   | 678.620   |           |
|  |    | 1987                                       | 585.864   | 698.552   | 702.306   | 759.474   | 762.487   |           |           |           |           |           |           |           |           |
| Unfilled orders - Commandes en carnet  |    | 1983                                       | 1.766.996 | 1.723.629 | 1.658.626 | 1.604.826 | 1.597.336 | 1.506.663 | 1.461.304 | 1.525.577 | 1.574.990 | 1.630.170 | 1.618.092 | 1.532.687 |           |
|  |    | 1984                                       | 1.620.038 | 1.747.156 | 1.829.425 | 1.772.889 | 1.750.779 | 1.821.263 | 1.807.951 | 1.978.016 | 1.997.839 | 1.976.699 | 1.895.500 | 2.021.265 |           |
|  |    | 1985                                       | 1.974.955 | 1.989.467 | 1.979.930 | 1.941.408 | 2.087.089 | 2.072.890 | 2.114.415 | 2.173.001 | 2.297.807 | 2.273.536 | 2.277.593 | 2.256.742 |           |
| D 316282   |    | 1986                                       | 2.288.181 | 2.197.830 | 2.145.796 | 2.147.917 | 2.107.423 | 2.060.321 | 2.067.890 | 2.012.001 | 1.978.848 | 1.945.027 | 1.936.082 | 1.939.159 |           |
|  |    | 1987                                       | 1.904.443 | 1.926.901 | 1.902.357 | 1.930.214 | 2.021.080 |           |           |           |           |           |           |           |           |
| Inventory owned - Total - Des stocks possédés  |    | 1983                                       | 1.879.685 | 1.809.922 | 1.785.481 | 1.762.356 | 1.672.408 | 1.638.842 | 1.587.191 | 1.604.074 | 1.643.585 | 1.686.493 | 1.695.744 | 1.671.279 |           |
|  |    | 1984                                       | 1.714.748 | 1.775.696 | 1.782.117 | 1.798.655 | 1.866.105 | 1.839.808 | 1.848.172 | 1.856.235 | 1.872.474 | 1.909.772 | 1.912.178 | 1.900.747 |           |
|  |    | 1985                                       | 1.970.769 | 1.937.094 | 1.936.530 | 1.961.870 | 1.954.682 | 1.982.580 | 1.972.097 | 1.945.181 | 1.990.002 | 1.941.899 | 1.930.809 | 1.917.468 |           |
| D 318057   |    | 1986                                       | 1.853.443 | 1.889.260 | 1.903.880 | 1.982.232 | 2.057.559 | 2.064.826 | 2.055.482 | 2.099.377 | 2.063.578 | 2.018.705 | 2.064.903 | 1.993.480 |           |
|  |    | 1987                                       | 1.979.501 | 1.895.668 | 1.897.151 | 1.909.117 | 1.968.259 |           |           |           |           |           |           |           |           |
| Inventory held but not owned - Stocks détenus mais non possédés  |    | 1983                                       | 148.156   | 153.375   | 130.545   | 126.184   | 133.849   | 140.822   | 146.012   | 153.298   | 131.094   | 133.608   | 148.080   | 148.620   |           |
|  |    | 1984                                       | 159.003   |           |           |           |           |           |           |           |           |           |           |           |           |

TABLE 3. Estimated Value of Shipments, Orders and Inventory in Manufacturing Industries Grouped According to the Standard Industrial Classification

TABLEAU 3. Valeur estimative des livraisons, commandes et stocks des industries manufacturières groupées d'après la classification type des industries

|  |          | Month - Mois                               |           |           |           |           |           |           |           |           |           |           |           | Total |
|--|----------|--|-----------|-----------|-----------|-----------|-----------|-----------|-----------|-----------|-----------|-----------|-----------|-------|
|  |          | Jan  | Feb       | March     | April     | May       | June      | July      | Aug       | Sept      | Oct       | Nov       | Dec       |       |
|  |          | Janv                                       | Fév       | Mars      | Avril     | Mai       | Jun       | Juill     | Août      | Sept      | Oct       | Nov       | Dec       |       |
|  |          | thousands of dollars - milliers de dollars |           |           |           |           |           |           |           |           |           |           |           |       |
| Raw materials - Matières premières   | 1983     | 843.924                                    | 813.895   | 806.643   | 785.364   | 771.409   | 753.669   | 734.895   | 743.763   | 755.722   | 760.339   | 766.564   | 753.657   |       |
|  | 1984     | 760.385                                    | 763.839   | 751.896   | 795.779   | 825.264   | 819.731   | 834.556   | 872.584   | 872.727   | 869.623   | 853.543   | 855.816   |       |
|  | 1985     | 844.609                                    | 840.787   | 857.589   | 871.418   | 868.854   | 932.676   | 918.334   | 879.127   | 908.638   | 860.314   | 856.313   | 875.189   |       |
|  | 1986     | 826.748                                    | 837.160   | 867.370   | 878.731   | 929.114   | 939.941   | 927.639   | 923.734   | 888.257   | 862.194   | 877.852   | 857.833   |       |
|  | 1987     | 848.322                                    | 796.421   | 816.835   | 813.433   | 877.326   |           |           |           |           |           |           |           |       |
|  | D 316997 |  |           |           |           |           |           |           |           |           |           |           |           |       |
| Goods in process - Produits en cours   | 1983     | 681.657                                    | 683.562   | 655.884   | 640.591   | 586.210   | 593.405   | 580.364   | 605.036   | 610.955   | 632.124   | 638.586   | 639.556   |       |
|  | 1984     | 672.832                                    | 689.529   | 697.050   | 682.428   | 714.520   | 701.413   | 706.210   | 730.116   | 736.605   | 773.622   | 787.983   | 767.062   |       |
|  | 1985     | 777.325                                    | 806.913   | 765.003   | 759.749   | 774.009   | 727.843   | 732.650   | 784.135   | 794.530   | 777.684   | 777.007   | 753.378   |       |
|  | 1986     | 745.451                                    | 768.407   | 783.336   | 834.161   | 855.476   | 841.811   | 848.894   | 890.907   | 897.711   | 892.979   | 917.204   | 854.432   |       |
|  | 1987     | 866.985                                    | 843.464   | 808.155   | 810.914   | 797.598   |           |           |           |           |           |           |           |       |
|  | D 317347 |  |           |           |           |           |           |           |           |           |           |           |           |       |
| Finished products - Produits fins  | 1983     | 462.260                                    | 465.840   | 453.499   | 462.585   | 448.638   | 432.590   | 417.944   | 408.571   | 408.002   | 427.638   | 438.674   | 426.686   |       |
|  | 1984     | 440.534                                    | 463.342   | 474.088   | 477.746   | 477.592   | 479.585   | 472.795   | 431.003   | 449.663   | 467.361   | 481.310   | 472.727   |       |
|  | 1985     | 478.911                                    | 475.704   | 485.687   | 483.311   | 483.557   | 505.265   | 514.294   | 484.520   | 491.305   | 510.783   | 502.776   | 487.581   |       |
|  | 1986     | 476.209                                    | 482.482   | 476.417   | 497.158   | 510.844   | 519.976   | 525.714   | 526.414   | 526.218   | 509.278   | 521.420   | 513.634   |       |
|  | 1987     | 524.222                                    | 516.195   | 519.896   | 519.910   | 509.805   |           |           |           |           |           |           |           |       |
|  | D 317702 |  |           |           |           |           |           |           |           |           |           |           |           |       |
| Adjusted for seasonal variation(1) -<br>Chiffres désaisonnalisés(1):<br>Shipments - Livraisons | 1983     | 466.113                                    | 459.787   | 463.445   | 456.047   | 491.437   | 493.416   | 486.175   | 459.992   | 481.201   | 484.715   | 511.519   | 524.078   |       |
|  | 1984     | 524.021                                    | 511.973   | 540.818   | 560.398   | 555.502   | 566.621   | 567.403   | 587.726   | 548.340   | 599.032   | 581.270   | 586.837   |       |
|  | 1985     | 567.433                                    | 592.519   | 604.664   | 608.827   | 608.798   | 603.243   | 608.457   | 615.334   | 614.277   | 621.240   | 625.263   | 633.514   |       |
|  | 1986     | 628.870                                    | 605.540   | 617.149   | 624.397   | 593.905   | 611.134   | 631.203   | 649.063   | 659.911   | 641.831   | 663.344   | 663.751   |       |
|  | 1987     | 701.744                                    | 707.422   | 681.226   | 655.525   | 674.432   |           |           |           |           |           |           |           |       |
|  | D 315694 | 31   | 3         |           |           |           |           |           |           |           |           |           |           |       |
| New orders - Nouvelles commandes   | 1983     | 427.725                                    | 397.650   | 427.512   | 414.220   | 455.944   | 437.239   | 461.490   | 473.758   | 478.444   | 556.971   | 481.580   | 459.661   |       |
|  | 1984     | 639.794                                    | 626.979   | 653.984   | 512.490   | 507.296   | 675.989   | 579.328   | 696.253   | 506.789   | 596.977   | 483.764   | 730.068   |       |
|  | 1985     | 554.514                                    | 598.513   | 630.722   | 571.194   | 725.916   | 633.901   | 680.186   | 601.680   | 667.995   | 619.786   | 613.325   | 628.958   |       |
|  | 1986     | 696.309                                    | 510.990   | 603.900   | 632.973   | 521.567   | 608.325   | 666.845   | 523.219   | 564.468   | 628.264   | 643.789   | 676.235   |       |
|  | 1987     | 696.545                                    | 730.570   | 689.848   | 688.761   | 737.175   |           |           |           |           |           |           |           |       |
|  | D 316049 |  | 10        |           |           |           |           |           |           |           |           |           |           |       |
| Unfilled orders - Commandes en carnet  | 1983     | 1,774,805                                  | 1,712,668 | 1,676,735 | 1,634,908 | 1,599,415 | 1,543,238 | 1,518,553 | 1,532,319 | 1,529,562 | 1,601,818 | 1,571,879 | 1,507,512 |       |
|  | 1984     | 1,623,285                                  | 1,738,291 | 1,851,457 | 1,803,549 | 1,755,343 | 1,864,711 | 1,876,636 | 1,985,163 | 1,943,612 | 1,941,557 | 1,844,051 | 1,987,282 |       |
|  | 1985     | 1,974,363                                  | 1,980,357 | 2,006,415 | 1,974,782 | 2,091,900 | 2,122,558 | 2,194,287 | 2,180,633 | 2,234,351 | 2,232,897 | 2,220,959 | 2,216,403 |       |
|  | 1986     | 2,283,842                                  | 2,189,292 | 2,176,043 | 2,184,619 | 2,112,281 | 2,109,472 | 2,145,114 | 2,019,270 | 1,923,827 | 1,910,260 | 1,890,705 | 1,903,189 |       |
|  | 1987     | 1,897,990                                  | 1,971,138 | 1,929,760 | 1,967,996 | 2,025,739 |           |           |           |           |           |           |           |       |
|  | D 316404 |  | 2         |           |           |           |           |           |           |           |           |           |           |       |
| Inventory owned - Total - Des stocks possédés  | 1983     | 1,861,820                                  | 1,809,185 | 1,780,562 | 1,746,038 | 1,637,563 | 1,634,978 | 1,603,329 | 1,605,924 | 1,649,747 | 1,676,882 | 1,695,998 | 1,696,226 |       |
|  | 1984     | 1,732,991                                  | 1,778,330 | 1,777,547 | 1,782,473 | 1,826,035 | 1,833,831 | 1,865,267 | 1,856,549 | 1,879,794 | 1,904,536 | 1,910,062 | 1,925,915 |       |
|  | 1985     | 1,937,438                                  | 1,946,397 | 1,932,737 | 1,949,509 | 1,911,172 | 1,975,048 | 1,985,035 | 1,946,609 | 1,997,630 | 1,943,396 | 1,977,101 | 1,938,991 |       |
|  | 1986     | 1,867,365                                  | 1,905,743 | 1,914,501 | 1,951,991 | 2,008,060 | 2,058,847 | 2,069,200 | 2,100,910 | 2,073,116 | 2,021,430 | 2,059,967 | 2,013,581 |       |
|  | 1987     | 1,992,012                                  | 1,913,627 | 1,893,664 | 1,893,548 | 1,921,002 |           |           |           |           |           |           |           |       |
|  | D 318179 |  | 1         |           |           |           |           |           |           |           |           |           |           |       |
| Inventory held but not owned -<br>Stocks détenus mais non possédés                             | 1983     | 145,279                                    | 147,052   | 137,720   | 136,814   | 139,194   | 143,170   | 142,215   | 150,322   | 130,507   | 132,745   | 140,547   | 147,105   |       |
|  | 1984     | 156,839                                    | 135,486   | 147,991   | 169,447   | 156,823   | 163,754   | 161,781   | 174,074   | 184,821   | 198,453   | 200,169   | 189,522   |       |
|  | 1985     | 179,090                                    | 179,714   | 179,148   | 164,024   | 177,819   | 185,448   | 190,952   | 198,901   | 202,086   | 200,570   | 194,253   | 199,638   |       |
|  | 1986     | 194,208                                    | 192,513   | 231,772   | 244,519   | 246,145   | 239,367   | 240,586   | 237,423   | 240,176   | 238,913   | 247,400   | 234,506   |       |
|  | 1987     | 260,366                                    | 253,147   | 255,925   | 252,188   | 223,927   |           |           |           |           |           |           |           |       |
|  | D 318729 |  | 2         |           |           |           |           |           |           |           |           |           |           |       |
| Inventory held - Total - Des stocks détenus  | 1983     | 2,007,099                                  | 1,956,237 | 1,918,282 | 1,882,852 | 1,776,757 | 1,778,148 | 1,745,544 | 1,756,246 | 1,780,254 | 1,809,627 | 1,836,545 | 1,843,331 |       |
|  | 1984     | 1,889,830                                  | 1,913,816 | 1,925,538 | 1,951,920 | 1,982,858 | 1,997,585 | 2,027,048 | 2,030,623 | 2,064,615 | 2,102,989 | 2,110,231 | 2,115,437 |       |
|  | 1985     | 2,116,528                                  | 2,126,111 | 2,111,885 | 2,113,533 | 2,088,991 | 2,160,496 | 2,175,987 | 2,145,510 | 2,199,716 | 2,143,966 | 2,121,354 | 2,138,629 |       |
|  | 1986     | 2,061,573                                  | 2,098,256 | 2,146,273 | 2,196,510 | 2,254,205 | 2,298,214 | 2,309,786 | 2,338,333 | 2,313,242 | 2,260,543 | 2,297,367 | 2,248,087 |       |
|  | 1987     | 2,252,378                                  | 2,166,774 | 2,149,589 | 2,145,736 | 2,144,929 |           |           |           |           |           |           |           |       |
|  | D 316759 |  | 1         |           |           |           |           |           |           |           |           |           |           |       |
| Raw materials - Matières premières   | 1983     | 862.732                                    | 827.465   | 811.267   | 782.703   | 755.099   | 748.281   | 732.843   | 731.906   | 744.334   | 759.049   | 774.620   | 762.579   |       |
|  | 1984     | 776.854                                    | 779.428   | 757.425   | 794.984   | 806.631   | 810.491   | 829.826   | 858.336   | 861.442   | 871.890   | 860.080   | 863.588   |       |
|  | 1985     | 862.198                                    | 861.992   | 865.727   | 872.790   | 848.739   | 919.980   | 910.413   | 864.857   | 896.623   | 865.507   | 860.962   | 880.295   |       |
|  | 1986     | 842.846                                    | 862.607   | 877.372   | 880.668   | 907.072   | 925.777   | 912.781   | 908.382   | 876.252   | 869.322   | 881.997   | 861.019   |       |
|  | 1987     | 865.017                                    | 823.004   | 826.756   | 815.717   | 856.178   |           |           |           |           |           |           |           |       |
|  | D 317114 |  | 2         |           |           |           |           |           |           |           |           |           |           |       |
| Goods in process - Produits en cours   | 1983     | 676.113                                    | 664.233   | 655.098   | 647.389   | 581.385   | 606.506   | 599.550   | 605.763   | 614.952   | 622.169   | 625.390   | 646.996   |       |
|  | 1984     | 667.227                                    | 671.925   | 695.867   | 688.695   | 707.586   | 717.925   | 730.310   | 729.824   | 740.604   | 763.317   | 770.041   | 771.240   |       |
|  | 1985     | 770.239                                    | 789.080   | 762.791   | 766.571   | 765.058   | 746.659   | 758.830   | 781.868   | 798.362   | 767.931   | 758.870   | 762.270   |       |
|  | 1986     | 738.290                                    | 753.119   | 795.184   | 826.802   | 844.581   | 864.549   | 879.774   | 887.088   | 896.836   | 882.303   | 895.095   | 864.285   |       |
|  | 1987     | 858.911                                    | 827.007   | 806.140   | 818.196   | 786.974   |           |           |           |           |           |           |           |       |
|  | D 317469 |  | 2         |           |           |           |           |           |           |           |           |           |           |       |
| Finished products - Produits fins  | 1983     | 468.254                                    | 464.539   | 451.917   | 452.760   | 440.273   | 423.361   | 413.151   | 418.577   | 420.968   | 428.409   | 436.535   | 433.756   |       |
|  | 1984     | 445.749                                    | 462.463   | 472.246   | 468.241   | 468.641   | 469.169   | 466.912   | 442.463   | 467.569   | 467.782   | 480.110   | 480.609   |       |
|  | 1985     | 484.091                                    | 475.039   | 483.367   | 474.672   | 475.194   | 493.857   | 506.744   | 498.785   | 504.731   | 510.528   | 501.522   | 496.114   |       |
|  | 1986     | 480.437                                    | 482.530   | 473.717   | 489.040   | 507.552   | 507.888   | 517.231   | 542.863   | 540.154   | 508.718   | 520.275   | 522.783   |       |
|  | 1987     | 528.450                                    | 516.763   | 516.693   | 511.823   | 501.777   |           |           |           |           |           |           |           |       |
|  | D 317824 |  | 2         |           |           |           |           |           |           |           |           |           |           |       |
| <b>TRANSPORTATION EQUIPMENT INDUSTRIES -<br/>INDUSTRIES DU MATÉRIEL DE TRANSPORT:</b>          |          |  |           |           |           |           |           |           |           |           |           |           |           |       |
| Unadjusted for seasonal variation -<br>Chiffres non désaisonnalisés:<br>Shipments - Livraisons | 1983     | 1,947.741                                  | 2,061.454 | 2,407.532 | 2,294.445 | 2,621.318 | 2,687.076 | 1,816.759 | 1,856.087 | 2,554.011 | 2,800.411 | 2,905.829 | 2,397.607 |       |
|  | 1984     | 3,154.412                                  | 3,100.060 | 3,532.297 | 3,195.779 | 3,388.298 | 3,409.509 | 2,420.470 | 2,947.035 | 3,084.627 | 3,308.763 | 3,466.213 | 2,732.203 |       |
|  | 1985     | 3,431.105                                  | 3,256.050 | 3,644.120 | 3,690.187 | 3,870.281 | 3,780.100 | 3,042.032 | 3,232.301 | 3,748.541 | 3,993.981 | 3,992.705 | 3,294.405 |       |
|  |          |  |           |           |           |           |           |           |           |           |           |           |           |       |



TABLE 3. Estimated Value of Shipments, Orders and Inventory in Manufacturing Industries Grouped According to the Standard Industrial Classification

TABLEAU 3. Valeur estimative des livraisons, commandes et stocks des industries manufacturières groupées d'après la classification type des industries

|  |    | Month - Mois                               |            |            |            |            |            |            |            |            |            |            |            | Total      |
|--|----|--|------------|------------|------------|------------|------------|------------|------------|------------|------------|------------|------------|------------|
|  |    | Jan  | Feb        | March      | April      | May        | June       | July       | Aug        | Sept       | Oct        | Nov        | Dec        |            |
|  |    | Janv.                                      | Fév.       | Mars       | Avril      | Mai        | Jun        | Juil.      | Août       | Sept.      | Oct.       | Nov.       | Dec.       |            |
|  |    | thousands of dollars - milliers de dollars |            |            |            |            |            |            |            |            |            |            |            |            |
| Unfilled orders = Commandes en carnet                            |    | 1983                                       | 5,857,540  | 6,060,852  | 5,965,082  | 5,969,505  | 6,007,108  | 5,983,675  | 6,194,818  | 6,486,657  | 10,163,781 | 10,033,205 | 10,122,521 | 10,139,966 |
|  |    | 1984                                       | 10,341,253 | 10,363,965 | 10,331,242 | 10,323,253 | 10,422,888 | 10,419,823 | 10,267,882 | 10,094,264 | 10,026,846 | 9,994,009  | 10,010,456 | 9,924,967  |
|  |    | 1985                                       | 10,091,082 | 9,853,096  | 10,253,705 | 10,119,974 | 9,927,746  | 9,945,276  | 9,775,828  | 9,850,258  | 9,746,519  | 9,606,497  | 9,579,661  | 9,470,086  |
|  |    | 1986                                       | 9,581,230  | 9,655,448  | 9,645,018  | 9,569,251  | 9,533,574  | 9,466,595  | 9,467,140  | 9,184,881  | 9,148,811  | 9,082,159  | 8,862,147  | 8,795,417  |
| D 316291   |    | 1987                                       | 8,854,546  | 8,707,989  | 8,535,151  | 8,465,952  | 8,416,775  |            |            |            |            |            |            |            |
| Inventory owned - Total - Des stocks possédés                    |    | 1983                                       | 2,969,328  | 2,974,205  | 3,007,278  | 3,074,797  | 3,027,309  | 2,937,917  | 2,950,841  | 2,975,867  | 2,948,957  | 2,941,793  | 2,986,265  | 3,067,431  |
|  |    | 1984                                       | 3,126,673  | 3,110,990  | 3,179,215  | 3,173,592  | 3,164,581  | 3,136,928  | 3,133,108  | 3,162,636  | 3,229,871  | 3,289,808  | 3,227,964  | 3,298,292  |
|  |    | 1985                                       | 3,356,146  | 3,379,770  | 3,408,527  | 3,402,997  | 3,440,680  | 3,542,106  | 3,531,399  | 3,600,309  | 3,593,871  | 3,562,466  | 3,588,972  | 3,656,426  |
|  |    | 1986                                       | 3,609,410  | 3,704,625  | 3,653,876  | 3,651,319  | 3,638,779  | 3,606,982  | 3,535,549  | 3,533,541  | 3,576,961  | 3,618,418  | 3,684,343  | 3,663,356  |
| D 318066   |    | 1987                                       | 3,745,657  | 3,756,580  | 3,701,061  | 3,673,803  | 3,658,787  |            |            |            |            |            |            |            |
| Inventory held but not owned - Stocks détenus mais non possédés  |    | 1983                                       | 483,555    | 505,234    | 515,548    | 560,918    | 619,255    | 642,829    | 676,833    | 707,979    | 688,064    | 734,113    | 714,262    | 662,126    |
|  |    | 1984                                       | 643,595    | 639,871    | 637,040    | 637,340    | 587,209    | 576,792    | 563,472    | 591,543    | 627,480    | 659,149    | 717,862    | 698,210    |
|  |    | 1985                                       | 724,364    | 717,427    | 715,536    | 753,074    | 764,010    | 756,391    | 772,103    | 762,501    | 803,512    | 845,850    | 879,383    | 894,079    |
|  |    | 1986                                       | 958,324    | 943,847    | 1,011,425  | 1,043,018  | 1,048,881  | 1,037,957  | 1,085,334  | 1,019,301  | 1,057,547  | 1,047,016  | 1,001,800  | 916,304    |
| D 318211   |    | 1987                                       | 927,960    | 949,977    | 959,032    | 944,090    | 942,167    |            |            |            |            |            |            |            |
| Inventory held = Total = Des stocks détenus                      |    | 1983                                       | 3,452,883  | 3,479,439  | 3,522,826  | 3,635,715  | 3,646,564  | 3,580,746  | 3,627,674  | 3,683,846  | 3,637,021  | 3,675,906  | 3,700,577  | 3,729,557  |
|  |    | 1984                                       | 3,770,268  | 3,750,861  | 3,816,255  | 3,810,932  | 3,751,790  | 3,713,720  | 3,696,580  | 3,754,179  | 3,857,351  | 3,948,957  | 3,940,826  | 3,996,502  |
|  |    | 1985                                       | 4,080,510  | 4,096,697  | 4,124,063  | 4,156,071  | 4,204,690  | 4,298,497  | 4,303,502  | 4,362,810  | 4,397,383  | 4,408,316  | 4,468,355  | 4,550,455  |
|  |    | 1986                                       | 4,567,734  | 4,648,477  | 4,665,301  | 4,694,337  | 4,687,660  | 4,644,939  | 4,620,883  | 4,552,842  | 4,634,508  | 4,660,434  | 4,686,143  | 4,579,660  |
| D 316646   |    | 1987                                       | 4,673,617  | 4,706,557  | 4,660,093  | 4,617,893  | 4,600,954  |            |            |            |            |            |            |            |
| Raw materials - Matières premières                               |    | 1983                                       | 1,105,266  | 1,110,958  | 1,107,139  | 1,120,471  | 1,135,964  | 1,074,875  | 1,107,022  | 1,103,793  | 1,105,300  | 1,097,980  | 1,107,706  | 1,096,602  |
|  |    | 1984                                       | 1,116,686  | 1,130,002  | 1,123,036  | 1,130,675  | 1,108,706  | 1,128,131  | 1,134,694  | 1,127,397  | 1,112,823  | 1,141,161  | 1,149,360  | 1,191,540  |
|  |    | 1985                                       | 1,168,977  | 1,184,715  | 1,176,271  | 1,177,796  | 1,171,946  | 1,158,046  | 1,155,497  | 1,166,299  | 1,187,545  | 1,173,747  | 1,154,953  | 1,121,072  |
|  |    | 1986                                       | 1,211,502  | 1,230,122  | 1,209,337  | 1,225,639  | 1,207,837  | 1,195,925  | 1,231,736  | 1,232,648  | 1,255,820  | 1,233,333  | 1,230,847  | 1,251,495  |
| D 317001   |    | 1987                                       | 1,213,105  | 1,249,536  | 1,222,294  | 1,221,413  | 1,205,834  |            |            |            |            |            |            |            |
| Goods in process - Produits en cours                             |    | 1983                                       | 1,745,560  | 1,737,441  | 1,774,946  | 1,844,965  | 1,823,663  | 1,829,316  | 1,892,676  | 1,938,547  | 1,902,842  | 1,897,161  | 1,940,577  | 1,932,066  |
|  |    | 1984                                       | 1,989,318  | 1,958,874  | 2,042,989  | 2,023,398  | 1,957,558  | 1,915,814  | 1,868,475  | 1,983,372  | 2,128,648  | 2,159,088  | 2,143,159  | 2,187,041  |
|  |    | 1985                                       | 2,220,518  | 2,230,911  | 2,236,911  | 2,291,608  | 2,276,759  | 2,404,413  | 2,388,083  | 2,466,876  | 2,454,153  | 2,470,108  | 2,542,923  | 2,565,835  |
|  |    | 1986                                       | 2,589,997  | 2,580,883  | 2,615,370  | 2,611,912  | 2,662,737  | 2,635,254  | 2,596,210  | 2,581,759  | 2,643,105  | 2,619,349  | 2,696,949  | 2,575,251  |
| D 317356   |    | 1987                                       | 2,624,341  | 2,600,127  | 2,608,900  | 2,571,456  | 2,570,073  |            |            |            |            |            |            |            |
| Finished products - Produits finis                               |    | 1983                                       | 602,057    | 631,040    | 640,741    | 670,279    | 686,937    | 676,555    | 627,976    | 641,506    | 628,879    | 680,765    | 652,744    | 700,889    |
|  |    | 1984                                       | 664,264    | 662,035    | 650,230    | 656,859    | 685,526    | 669,775    | 693,411    | 643,410    | 615,880    | 648,708    | 648,307    | 617,921    |
|  |    | 1985                                       | 691,015    | 681,071    | 711,451    | 686,667    | 755,985    | 736,038    | 759,922    | 729,635    | 756,685    | 764,461    | 770,479    | 722,548    |
|  |    | 1986                                       | 766,235    | 837,467    | 840,594    | 856,786    | 817,086    | 813,760    | 793,437    | 738,435    | 735,583    | 807,752    | 798,347    | 750,914    |
| D 317711   |    | 1987                                       | 836,171    | 856,894    | 828,899    | 825,024    | 825,047    |            |            |            |            |            |            |            |
| Adjusted for seasonal variation(1) - Chiffres désaisonnalisés(1) |    | 1983                                       | 1,931,663  | 2,060,092  | 2,058,833  | 2,189,826  | 2,392,613  | 2,292,062  | 2,413,478  | 2,063,191  | 2,551,366  | 2,795,736  | 2,787,626  | 2,921,253  |
|  |    | 1984                                       | 3,101,482  | 3,005,776  | 3,140,380  | 2,954,375  | 2,994,727  | 3,082,011  | 3,090,259  | 3,315,497  | 3,279,042  | 3,103,741  | 3,300,270  | 3,345,764  |
|  |    | 1985                                       | 3,296,276  | 3,312,451  | 3,388,643  | 3,352,255  | 3,392,777  | 3,526,058  | 3,733,246  | 3,775,065  | 3,795,996  | 3,780,202  | 3,938,750  | 3,921,152  |
|  |    | 1986                                       | 3,734,103  | 3,697,585  | 3,771,248  | 3,665,336  | 3,683,969  | 3,549,498  | 3,498,238  | 3,370,469  | 3,568,634  | 3,810,541  | 3,627,401  | 3,670,593  |
| D 315695   | 32 | 1987                                       | 3,505,800  | 3,666,382  | 3,432,336  | 3,104,886  | 3,313,282  |            |            |            |            |            |            |            |
| Shipments - Livraisons   |    |  |            |            |            |            |            |            |            |            |            |            |            |            |
| New orders - Nouvelles commandes                                 |    | 1983                                       | 2,228,991  | 2,297,179  | 2,057,455  | 2,243,681  | 2,523,655  | 2,326,496  | 2,584,448  | 2,355,088  | 6,109,327  | 2,597,103  | 2,684,027  | 3,129,063  |
|  |    | 1984                                       | 3,090,371  | 3,104,124  | 3,224,951  | 3,065,747  | 3,251,484  | 3,162,849  | 2,877,126  | 3,118,183  | 3,025,106  | 2,991,395  | 3,166,868  | 3,407,669  |
|  |    | 1985                                       | 3,277,640  | 3,159,776  | 3,863,119  | 3,366,878  | 3,331,670  | 3,622,850  | 3,532,698  | 3,793,788  | 3,524,654  | 3,556,166  | 3,810,481  | 3,890,867  |
|  |    | 1986                                       | 3,705,420  | 3,865,458  | 3,797,660  | 3,754,108  | 3,767,217  | 3,545,526  | 3,391,366  | 3,111,963  | 3,384,880  | 3,659,147  | 3,338,436  | 3,643,422  |
| D 316050   |    | 1987                                       | 3,452,480  | 3,624,009  | 3,270,950  | 3,193,043  | 3,365,568  |            |            |            |            |            |            |            |
| Unfilled orders = Commandes en carnet                            |    | 1983                                       | 5,699,105  | 5,936,192  | 5,934,814  | 5,988,669  | 6,119,711  | 6,154,145  | 6,325,115  | 6,617,017  | 10,174,973 | 9,976,340  | 9,872,741  | 10,080,491 |
|  |    | 1984                                       | 10,069,380 | 10,167,728 | 10,252,299 | 10,363,671 | 10,620,428 | 10,701,266 | 10,488,133 | 10,290,819 | 10,096,883 | 9,924,537  | 9,791,135  | 9,953,040  |
|  |    | 1985                                       | 9,834,404  | 9,681,729  | 10,156,205 | 10,170,828 | 10,109,721 | 10,206,513 | 10,005,965 | 10,074,688 | 9,753,346  | 9,529,310  | 9,401,041  | 9,370,756  |
|  |    | 1986                                       | 9,342,073  | 9,509,946  | 9,536,304  | 9,625,076  | 9,708,324  | 9,704,357  | 9,597,480  | 9,338,974  | 9,155,220  | 9,003,826  | 8,714,861  | 8,687,696  |
| D 316405   |    | 1987                                       | 8,634,370  | 8,591,997  | 8,430,611  | 8,518,768  | 8,571,054  |            |            |            |            |            |            |            |
| Inventory owned = Total - Des stocks possédés                    |    | 1983                                       | 3,001,308  | 3,030,572  | 3,016,053  | 3,088,069  | 3,029,135  | 2,939,884  | 2,942,140  | 2,939,087  | 2,889,092  | 2,909,899  | 2,989,876  | 3,100,402  |
|  |    | 1984                                       | 3,159,278  | 3,167,027  | 3,158,389  | 3,191,915  | 3,168,436  | 3,133,413  | 3,122,761  | 3,128,229  | 3,162,747  | 3,249,320  | 3,218,487  | 3,329,956  |
|  |    | 1985                                       | 3,388,918  | 3,434,476  | 3,440,427  | 3,425,489  | 3,447,038  | 3,537,583  | 3,519,940  | 3,555,312  | 3,526,680  | 3,521,492  | 3,584,579  | 3,692,198  |
|  |    | 1986                                       | 3,640,779  | 3,755,136  | 3,699,369  | 3,677,836  | 3,650,322  | 3,596,391  | 3,528,284  | 3,484,150  | 3,506,255  | 3,579,652  | 3,682,992  | 3,696,323  |
| D 318180   |    | 1987                                       | 3,776,575  | 3,797,437  | 3,753,507  | 3,698,630  | 3,669,234  |            |            |            |            |            |            |            |
| Inventory held but not owned - Stocks détenus mais non possédés  |    | 1983                                       | 497,075    | 518,827    | 525,480    | 547,986    | 618,513    | 647,491    | 664,409    | 712,826    | 686,691    | 712,247    | 695,349    | 674,950    |
|  |    | 1984                                       | 659,151    | 657,154    | 649,317    | 624,415    | 585,862    | 581,209    | 552,261    | 597,699    | 623,986    | 639,454    | 699,602    | 713,989    |
|  |    | 1985                                       | 739,147    | 737,411    | 727,866    | 739,831    | 761,573    | 761,570    | 757,409    | 771,918    | 796,661    | 822,411    | 856,097    | 916,765    |
|  |    | 1986                                       | 975,096    | 969,639    | 1,027,453  | 1,026,189  | 1,045,431  | 1,044,748  | 1,064,993  | 1,033,955  | 1,046,144  | 1,014,918  | 974,893    | 940,957    |
| D 318230   |    | 1987                                       | 941,709    | 977,142    | 973,143    | 929,497    | 938,974    |            |            |            |            |            |            |            |
| Inventory held = Total = Des stocks détenus                      |    | 1983                                       | 3,498,383  | 3,549,399  | 3,541,533  | 3,636,055  | 3,647,648  | 3,587,375  | 3,606,549  | 3,651,913  | 3,575,783  | 3,622,146  | 3,685,225  | 3,775,352  |
|  |    | 1984                                       | 3,818,429  |            |            |            |            |            |            |            |            |            |            |            |

TABLE 3. Estimated Value of Shipments, Orders and Inventory in Manufacturing Industries Grouped According to the Standard Industrial Classification

TABLEAU 3. Valeur estimative des livraisons, commandes et stocks des industries manufacturières groupées d'après la classification type des industries

|  |      | Month - Mois |           |           |           |           |           |           |           |           |           |           |           | Total      |
|--|------|--------------|-----------|-----------|-----------|-----------|-----------|-----------|-----------|-----------|-----------|-----------|-----------|------------|
|  |      | Jan.         | Feb.      | March     | April     | May       | June      | July      | Aug.      | Sept.     | Oct.      | Nov.      | Dec.      |            |
|  |      | Janv.        | Fév.      | Mars      | Avril     | Mai       | Juin      | Juill.    | Août      | Sept.     | Oct.      | Nov.      | Déc.      |            |
| thousands of dollars - milliers de dollars   |      |              |           |           |           |           |           |           |           |           |           |           |           |            |
| Goods in process - Produits en cours   | 1983 | 1 788 117    | 1 821 790 | 1 808 954 | 1 874 774 | 1 845 252 | 1 844 254 | 1 878 960 | 1 882 999 | 1 817 770 | 1 838 691 | 1 903 646 | 1 953 753 |            |
|  | 1984 | 2 034 067    | 2 049 622 | 2 087 878 | 2 059 648 | 1 979 731 | 1 926 409 | 1 855 855 | 1 929 350 | 2 035 231 | 2 094 372 | 2 099 490 | 2 213 604 |            |
|  | 1985 | 2 265 604    | 2 327 745 | 2 291 384 | 2 332 188 | 2 305 579 | 2 411 406 | 2 373 368 | 2 401 320 | 2 350 721 | 2 397 930 | 2 492 817 | 2 594 635 |            |
|  | 1986 | 2 637 471    | 2 684 505 | 2 687 116 | 2 657 894 | 2 699 450 | 2 638 684 | 2 581 752 | 2 515 109 | 2 532 923 | 2 543 304 | 2 606 129 | 2 603 104 |            |
| D 317470   | 2    | 2 670 813    | 2 697 507 | 2 685 435 | 2 616 459 | 2 606 829 |           |           |           |           |           |           |           |            |
| Finished products - Produits finis   | 1983 | 607 096      | 627 651   | 627 870   | 647 050   | 655 537   | 659 796   | 620 346   | 659 240   | 654 809   | 682 061   | 673 319   | 730 778   |            |
|  | 1984 | 669 014      | 656 520   | 638 357   | 632 751   | 656 131   | 652 802   | 683 905   | 663 857   | 642 613   | 648 773   | 667 541   | 646 496   |            |
|  | 1985 | 694 418      | 673 128   | 700 523   | 663 639   | 721 635   | 717 176   | 746 632   | 754 457   | 792 040   | 765 379   | 788 617   | 812 353   |            |
|  | 1986 | 767 386      | 825 335   | 829 643   | 829 737   | 779 216   | 792 984   | 777 574   | 764 425   | 772 509   | 809 614   | 814 972   | 792 354   |            |
| U 317825   | 3    | 835 336      | 843 815   | 817 697   | 799 829   | 786 433   |           |           |           |           |           |           |           |            |
| <b>ELECTRICAL AND ELECTRONIC PRODUCTS INDUSTRIES - INDUSTRIES DES PRODUITS ELECTRIQUES ET ELECTRONIQUES:</b> |      |              |           |           |           |           |           |           |           |           |           |           |           |            |
| Unadjusted for seasonal variation - Chiffres non-saisonnalisés   | 1983 | 701 166      | 744 883   | 878 397   | 775 817   | 787 707   | 889 728   | 722 035   | 765 512   | 927 786   | 874 072   | 903 518   | 932 490   | 9 903 111  |
| Shipments - Livraisons   | 1984 | 785 608      | 819 958   | 932 855   | 831 102   | 877 802   | 1 018 134 | 854 736   | 878 918   | 1 016 144 | 1 016 346 | 1 037 738 | 1 048 574 | 11 117 915 |
|  | 1985 | 847 329      | 951 040   | 1 127 232 | 1 023 749 | 1 023 647 | 1 102 959 | 907 591   | 919 533   | 1 128 898 | 1 060 313 | 1 053 546 | 1 095 142 | 12 240 979 |
|  | 1986 | 981 613      | 1 010 253 | 1 111 376 | 1 042 476 | 1 055 896 | 1 135 514 | 1 005 428 | 979 004   | 1 120 436 | 1 098 837 | 1 083 876 | 1 107 761 | 12 732 470 |
| D 315602   | 33   | 948 095      | 1 013 005 | 1 143 944 | 1 108 161 | 1 091 454 |           |           |           |           |           |           |           |            |
| New orders - Nouvelles commandes   | 1983 | 581 658      | 700 508   | 870 430   | 830 011   | 838 734   | 913 642   | 747 149   | 774 234   | 960 747   | 868 000   | 923 238   | 900 079   |            |
|  | 1984 | 825 793      | 899 526   | 1 056 930 | 984 243   | 1 251 275 | 1 033 679 | 862 021   | 1 040 349 | 970 341   | 1 062 931 | 967 117   | 1 048 577 |            |
|  | 1985 | 1 056 313    | 891 474   | 1 228 871 | 1 088 877 | 1 090 215 | 1 223 780 | 932 099   | 988 378   | 1 067 063 | 1 087 757 | 970 075   | 1 132 917 |            |
|  | 1986 | 1 022 907    | 1 054 187 | 1 131 584 | 1 039 158 | 1 013 067 | 1 134 038 | 1 018 547 | 1 042 314 | 1 117 044 | 1 079 121 | 1 112 865 | 976 733   |            |
| D 315957   |      | 911 278      | 1 068 258 | 1 166 615 | 1 068 750 | 1 209 066 |           |           |           |           |           |           |           |            |
| Unfilled orders - Commandes en carnet  | 1983 | 3 260 146    | 3 215 771 | 3 157 804 | 3 211 998 | 3 263 025 | 3 286 939 | 3 312 053 | 3 320 775 | 3 353 736 | 3 347 664 | 3 367 384 | 3 334 923 |            |
|  | 1984 | 3 375 158    | 3 454 726 | 3 578 801 | 3 731 542 | 4 105 415 | 4 120 960 | 4 128 245 | 4 289 676 | 4 243 873 | 4 290 458 | 4 219 837 | 4 219 840 |            |
|  | 1985 | 4 428 874    | 4 369 258 | 4 470 897 | 4 536 025 | 4 602 593 | 4 723 414 | 4 742 922 | 4 816 767 | 4 754 932 | 4 782 376 | 4 698 905 | 4 736 680 |            |
|  | 1986 | 4 777 974    | 4 821 908 | 4 842 116 | 4 838 798 | 4 795 969 | 4 794 493 | 4 807 612 | 4 870 922 | 4 867 530 | 4 847 814 | 4 876 803 | 4 745 275 |            |
| D 316312   |      | 4 708 958    | 4 764 211 | 4 786 882 | 4 747 471 | 4 865 083 |           |           |           |           |           |           |           |            |
| Inventory owned - Total - Des stocks possédés  | 1983 | 2 347 626    | 2 429 114 | 2 410 157 | 2 441 893 | 2 446 558 | 2 424 531 | 2 335 914 | 2 318 899 | 2 355 579 | 2 437 634 | 2 448 529 | 2 445 443 |            |
|  | 1984 | 2 566 658    | 2 657 916 | 2 745 709 | 2 852 524 | 2 907 621 | 2 924 504 | 2 866 450 | 2 883 796 | 2 903 158 | 2 923 412 | 2 821 977 | 2 804 787 |            |
|  | 1985 | 2 837 458    | 2 913 617 | 2 919 488 | 2 951 387 | 2 997 495 | 2 962 430 | 2 941 154 | 2 943 502 | 2 949 073 | 2 944 518 | 2 902 245 | 2 863 988 |            |
|  | 1986 | 2 919 234    | 2 941 427 | 2 961 245 | 2 975 706 | 2 957 210 | 2 981 926 | 2 961 511 | 2 935 289 | 2 895 067 | 2 896 143 | 2 863 595 | 2 836 748 |            |
| D 316087   |      | 2 871 511    | 2 924 191 | 2 935 108 | 2 940 129 | 2 993 096 |           |           |           |           |           |           |           |            |
| Inventory held but not owned - Stocks détenus mais non possédés  | 1983 | 148 197      | 141 475   | 137 596   | 138 063   | 132 005   | 126 730   | 120 996   | 123 243   | 124 053   | 113 239   | 116 156   | 112 129   |            |
|  | 1984 | 115 063      | 111 714   | 130 925   | 139 769   | 132 212   | 137 777   | 145 055   | 170 112   | 173 971   | 179 175   | 196 444   | 182 037   |            |
|  | 1985 | 232 601      | 246 046   | 249 073   | 244 342   | 244 201   | 246 080   | 257 063   | 243 214   | 249 827   | 252 886   | 253 746   | 258 389   |            |
|  | 1986 | 270 900      | 273 028   | 274 695   | 271 822   | 270 836   | 264 816   | 267 202   | 260 842   | 258 726   | 269 280   | 267 780   | 265 711   |            |
| D 318215   |      | 265 692      | 252 856   | 251 314   | 246 893   | 246 822   |           |           |           |           |           |           |           |            |
| Inventory held - Total - Des stocks détenus  | 1983 | 2 495 823    | 2 570 589 | 2 547 753 | 2 579 956 | 2 578 563 | 2 551 261 | 2 456 910 | 2 442 142 | 2 479 632 | 2 550 873 | 2 564 685 | 2 557 577 |            |
|  | 1984 | 2 681 721    | 2 769 130 | 2 876 634 | 2 992 293 | 3 039 833 | 3 062 281 | 3 011 505 | 3 053 908 | 3 077 129 | 3 102 537 | 3 018 461 | 2 986 824 |            |
|  | 1985 | 3 070 059    | 3 159 663 | 3 168 561 | 3 195 729 | 3 241 696 | 3 208 510 | 3 193 217 | 3 186 716 | 3 198 900 | 3 197 404 | 3 155 991 | 3 122 377 |            |
|  | 1986 | 3 190 134    | 3 214 455 | 3 235 940 | 3 247 528 | 3 228 046 | 3 246 742 | 3 228 713 | 3 196 131 | 3 153 793 | 3 165 423 | 3 131 375 | 3 102 459 |            |
| D 316667   |      | 3 137 203    | 3 177 047 | 3 186 422 | 3 187 022 | 3 239 918 |           |           |           |           |           |           |           |            |
| Raw materials - Matières premières   | 1983 | 900 656      | 935 195   | 914 853   | 922 164   | 911 204   | 909 055   | 911 188   | 910 396   | 924 334   | 941 107   | 938 007   | 954 410   |            |
|  | 1984 | 1 030 819    | 1 043 619 | 1 098 499 | 1 157 300 | 1 175 587 | 1 190 799 | 1 180 020 | 1 212 064 | 1 202 093 | 1 212 358 | 1 137 124 | 1 181 343 |            |
|  | 1985 | 1 146 869    | 1 169 425 | 1 161 502 | 1 184 648 | 1 190 784 | 1 199 896 | 1 228 605 | 1 175 165 | 1 170 573 | 1 155 710 | 1 131 102 | 1 126 598 |            |
|  | 1986 | 1 135 220    | 1 138 100 | 1 158 805 | 1 145 608 | 1 152 014 | 1 173 007 | 1 179 836 | 1 179 017 | 1 150 249 | 1 141 114 | 1 113 813 | 1 114 436 |            |
| D 317022   |      | 1 124 405    | 1 144 718 | 1 148 720 | 1 146 476 | 1 180 592 |           |           |           |           |           |           |           |            |
| Goods in process - Produits en cours   | 1983 | 901 399      | 923 812   | 921 274   | 943 834   | 914 032   | 907 232   | 878 700   | 880 131   | 902 048   | 937 929   | 933 315   | 903 403   |            |
|  | 1984 | 963 741      | 993 929   | 1 012 922 | 1 042 351 | 1 038 399 | 1 041 593 | 1 035 303 | 1 071 187 | 1 101 120 | 1 130 434 | 1 145 278 | 1 083 738 |            |
|  | 1985 | 1 139 479    | 1 169 320 | 1 190 284 | 1 163 247 | 1 205 712 | 1 173 341 | 1 164 138 | 1 193 743 | 1 211 839 | 1 222 752 | 1 209 146 | 1 191 268 |            |
|  | 1986 | 1 242 584    | 1 257 437 | 1 252 252 | 1 263 627 | 1 245 568 | 1 237 429 | 1 238 301 | 1 222 577 | 1 209 686 | 1 248 950 | 1 229 196 | 1 207 351 |            |
| D 317377   |      | 1 218 088    | 1 238 325 | 1 239 496 | 1 239 360 | 1 253 271 |           |           |           |           |           |           |           |            |
| Finished products - Produits finis   | 1983 | 693 768      | 711 582   | 711 626   | 713 958   | 753 327   | 734 974   | 667 022   | 651 615   | 653 250   | 671 837   | 693 463   | 699 759   |            |
|  | 1984 | 687 161      | 731 582   | 765 223   | 792 642   | 825 847   | 829 889   | 796 182   | 770 657   | 773 916   | 759 745   | 746 059   | 721 744   |            |
|  | 1985 | 783 711      | 820 918   | 816 775   | 847 834   | 845 200   | 835 273   | 800 474   | 817 808   | 816 488   | 818 942   | 815 743   | 804 511   |            |
|  | 1986 | 812 330      | 818 923   | 824 883   | 838 293   | 830 464   | 836 306   | 810 576   | 794 537   | 793 858   | 775 359   | 788 366   | 780 672   |            |
| D 317732   |      | 794 710      | 794 004   | 798 206   | 801 186   | 806 055   |           |           |           |           |           |           |           |            |
| Adjusted for seasonal variation(1) - Chiffres désaisonnalisés(1)   | 1983 | 798 227      | 796 414   | 798 778   | 800 104   | 804 702   | 814 135   | 819 196   | 840 443   | 845 776   | 851 584   | 862 028   | 877 158   |            |
| Shipments - Livraisons   | 1984 | 873 374      | 844 970   | 857 897   | 864 516   | 890 197   | 930 519   | 965 699   | 954 759   | 953 376   | 969 864   | 986 009   | 1 006 781 |            |
|  | 1985 | 933 394      | 1 011 260 | 1 043 506 | 1 051 835 | 1 033 579 | 1 024 970 | 1 018 405 | 1 006 245 | 1 057 434 | 1 011 790 | 1 010 820 | 1 028 440 |            |
|  | 1986 | 1 074 453    | 1 071 062 | 1 052 608 | 1 065 216 | 1 077 658 | 1 049 204 | 1 120 970 | 1 069 871 | 1 040 089 | 1 045 998 | 1 056 901 | 1 037 832 |            |
| D 315696   | 33   | 1 048 976    | 1 071 952 | 1 063 078 | 1 144 586 | 1 114 507 |           |           |           |           |           |           |           |            |
| New orders - Nouvelles commandes   | 1983 | 696 525      | 729 365   | 727 605   | 790 563   | 834 329   | 789 682   | 849 155   | 827 771   | 907 030   | 882 841   | 940 766   | 886 481   |            |
|  | 1984 | 934 047      | 906 171   | 968 600   | 950 941   | 1 236 688 | 887 451   | 975 603   | 1 083 885 | 947 742   | 1 060 791 | 994 270   | 1 056 992 |            |
|  | 1985 | 1 171 446    | 926 538   | 1 121 441 | 1 044 176 | 1 061 797 | 1 079 730 | 1 050 145 | 1 030 615 | 1 054 155 | 1 075 149 | 1 077 990 | 1 122 15  |            |



TABLE 3. Estimated Value of Shipments, Orders and Inventory in Manufacturing Industries Grouped According to the Standard Industrial Classification

TABLEAU 3. Valeur estimative des livraisons, commandes et stocks des industries manufacturières groupées d'après la classification type des industries

|   |    | Month - Mois         |           |           |           |           |           |                     |           |           |           |           |           | Total     |           |
|---|----|----------------------|-----------|-----------|-----------|-----------|-----------|---------------------|-----------|-----------|-----------|-----------|-----------|-----------|-----------|
|   |    | Jan                  | Feb       | March     | April     | May       | June      | July                | Aug       | Sept      | Oct       | Nov       | Dec       |           |           |
|   |    | Janv                 | Fev       | Mars      | Avril     | Mai       | Jun       | Juil                | Août      | Sept      | Oct       | Nov       | Déc       |           |           |
|   |    | thousands of dollars |           |           |           |           |           | milliers de dollars |           |           |           |           |           |           |           |
| Inventory owned - Total - Des stocks possédés   |    | 1983                 | 2,391,334 | 2,432,458 | 2,391,687 | 2,376,268 | 2,378,887 | 2,364,599           | 2,333,455 | 2,325,299 | 2,364,857 | 2,444,636 | 2,498,156 | 2,548,634 |           |
|   |    | 1984                 | 2,613,097 | 2,661,417 | 2,724,446 | 2,778,133 | 2,833,393 | 2,854,622           | 2,860,143 | 2,885,677 | 2,912,570 | 2,932,141 | 2,878,474 | 2,921,407 |           |
|   |    | 1985                 | 2,889,664 | 2,919,368 | 2,899,746 | 2,871,890 | 2,921,975 | 2,891,908           | 2,937,819 | 2,946,353 | 2,959,579 | 2,950,984 | 2,961,530 | 2,982,678 |           |
|   |    | 1986                 | 2,972,202 | 2,945,809 | 2,928,728 | 2,907,991 | 2,883,508 | 2,913,121           | 2,961,301 | 2,936,337 | 2,904,352 | 2,900,476 | 2,922,462 | 2,953,507 |           |
| D 318181  | 1  | 1987                 | 2,923,933 | 2,928,039 | 2,915,860 | 2,860,537 | 2,920,362 |                     |           |           |           |           |           |           |           |
| Inventory held but not owned - Stocks détenus mais non possédés                                     |    | 1983                 | 147,798   | 139,412   | 131,181   | 135,662   | 131,742   | 127,945             | 120,490   | 125,311   | 123,805   | 115,609   | 118,105   | 115,502   |           |
|   |    | 1984                 | 114,718   | 109,743   | 125,323   | 137,406   | 131,817   | 139,047             | 144,319   | 172,966   | 174,494   | 182,334   | 199,943   | 187,069   |           |
|   |    | 1985                 | 230,207   | 243,032   | 239,079   | 240,072   | 243,398   | 248,190             | 251,434   | 246,843   | 250,604   | 257,865   | 258,187   | 265,178   |           |
|   |    | 1986                 | 267,107   | 270,084   | 264,308   | 267,016   | 269,972   | 266,957             | 266,695   | 264,546   | 259,713   | 274,691   | 272,577   | 272,552   |           |
| D 318231  | 2  | 1987                 | 261,585   | 250,179   | 241,857   | 242,528   | 246,035   |                     |           |           |           |           |           |           |           |
| Inventory held - Total - Des stocks détenus   |    | 1983                 | 2,539,132 | 2,571,870 | 2,522,868 | 2,511,930 | 2,510,629 | 2,492,544           | 2,453,945 | 2,450,610 | 2,488,662 | 2,560,245 | 2,616,261 | 2,664,136 |           |
|   |    | 1984                 | 2,727,315 | 2,771,160 | 2,849,769 | 2,915,539 | 2,965,210 | 2,993,664           | 3,004,467 | 3,058,638 | 3,087,064 | 3,114,476 | 3,078,417 | 3,108,471 |           |
|   |    | 1985                 | 3,119,871 | 3,162,400 | 3,138,825 | 3,111,917 | 3,165,373 | 3,140,098           | 3,189,253 | 3,193,196 | 3,210,183 | 3,208,847 | 3,199,717 | 3,247,806 |           |
|   |    | 1986                 | 3,239,309 | 3,215,893 | 3,193,036 | 3,174,997 | 3,153,480 | 3,180,073           | 3,227,996 | 3,200,878 | 3,164,065 | 3,175,117 | 3,195,039 | 3,226,059 |           |
| D 316761  | 1  | 1987                 | 3,185,518 | 3,178,218 | 3,157,717 | 3,103,065 | 3,166,397 |                     |           |           |           |           |           |           |           |
| Raw materials - Matières premières  |    | 1983                 | 924,319   | 948,089   | 912,754   | 905,414   | 896,590   | 891,493             | 888,357   | 895,706   | 915,363   | 940,167   | 967,716   | 993,349   |           |
|   |    | 1984                 | 1,058,277 | 1,056,829 | 1,097,063 | 1,131,955 | 1,157,188 | 1,166,421           | 1,150,279 | 1,191,218 | 1,191,489 | 1,212,737 | 1,173,018 | 1,228,263 |           |
|   |    | 1985                 | 1,177,725 | 1,183,748 | 1,160,927 | 1,165,075 | 1,171,686 | 1,173,952           | 1,197,938 | 1,154,953 | 1,162,321 | 1,155,479 | 1,166,445 | 1,169,884 |           |
|   |    | 1986                 | 1,166,362 | 1,150,875 | 1,146,197 | 1,140,362 | 1,133,314 | 1,146,971           | 1,150,386 | 1,158,511 | 1,143,161 | 1,141,000 | 1,148,616 | 1,156,414 |           |
| D 317116  | 2  | 1987                 | 1,155,725 | 1,156,982 | 1,149,870 | 1,128,088 | 1,161,314 |                     |           |           |           |           |           |           |           |
| Goods in process - Produits en cours  |    | 1983                 | 905,656   | 913,761   | 908,106   | 917,234   | 902,480   | 909,050             | 898,099   | 887,676   | 902,680   | 926,533   | 933,222   | 943,009   |           |
|   |    | 1984                 | 967,903   | 983,115   | 998,346   | 1,013,960 | 1,025,377 | 1,043,367           | 1,058,051 | 1,080,152 | 1,102,222 | 1,116,809 | 1,136,187 | 1,130,189 |           |
|   |    | 1985                 | 1,143,826 | 1,156,254 | 1,173,040 | 1,132,004 | 1,191,180 | 1,174,868           | 1,189,960 | 1,204,341 | 1,212,374 | 1,207,179 | 1,211,084 | 1,242,587 |           |
|   |    | 1986                 | 1,247,073 | 1,243,136 | 1,233,746 | 1,230,286 | 1,230,677 | 1,239,040           | 1,265,898 | 1,233,431 | 1,209,686 | 1,233,044 | 1,231,659 | 1,259,231 |           |
| D 317471  | 2  | 1987                 | 1,222,489 | 1,223,883 | 1,220,817 | 1,206,895 | 1,238,288 |                     |           |           |           |           |           |           |           |
| Finished products - Produits finis  |    | 1983                 | 709,157   | 710,020   | 702,008   | 689,282   | 711,559   | 692,001             | 667,489   | 667,228   | 670,619   | 693,545   | 715,323   | 727,778   |           |
|   |    | 1984                 | 701,185   | 731,216   | 754,360   | 763,624   | 782,645   | 783,876             | 796,182   | 787,268   | 793,353   | 785,429   | 769,272   | 750,019   |           |
|   |    | 1985                 | 798,320   | 822,398   | 804,863   | 814,833   | 807,507   | 791,278             | 801,355   | 833,907   | 835,538   | 846,189   | 842,188   | 835,335   |           |
|   |    | 1986                 | 825,874   | 821,882   | 813,093   | 804,349   | 789,489   | 794,062             | 811,712   | 808,936   | 811,218   | 801,073   | 814,764   | 810,414   |           |
| D 317826  | 2  | 1987                 | 807,304   | 797,353   | 787,030   | 768,082   | 766,795   |                     |           |           |           |           |           |           |           |
| <b>NON-METALLIC MINERAL PRODUCTS INDUSTRIES - INDUSTRIES DES PRODUITS MINÉRAUX NON MÉTALLIQUES:</b> |    |                      |           |           |           |           |           |                     |           |           |           |           |           |           |           |
| Unadjusted for seasonal variation - Chiffres non-saisonnalisés                                      |    | 1983                 | 269,289   | 284,294   | 342,848   | 368,719   | 446,756   | 497,559             | 428,150   | 479,193   | 477,729   | 460,362   | 418,011   | 306,177   | 4,779,087 |
| Shipments - Livraisons  |    | 1984                 | 313,152   | 333,471   | 373,118   | 406,926   | 495,727   | 523,009             | 489,706   | 496,664   | 487,371   | 538,668   | 480,656   | 334,414   | 5,267,382 |
|   |    | 1985                 | 324,927   | 328,068   | 382,074   | 451,760   | 548,966   | 579,196             | 548,756   | 554,081   | 564,809   | 602,799   | 510,869   | 401,477   | 5,807,777 |
|   |    | 1986                 | 386,693   | 403,576   | 446,073   | 543,632   | 584,662   | 610,546             | 619,769   | 609,624   | 610,879   | 646,252   | 558,040   | 455,976   | 6,475,722 |
| D 315627  | 35 | 1987                 | 433,872   | 465,147   | 521,969   | 583,440   | 666,289   |                     |           |           |           |           |           |           |           |
| Inventory owned - Total - Des stocks possédés   |    | 1983                 | 689,817   | 697,803   | 706,089   | 711,601   | 717,077   | 710,961             | 695,307   | 670,193   | 671,100   | 662,957   | 668,448   | 687,778   |           |
|   |    | 1984                 | 702,188   | 712,329   | 717,157   | 747,601   | 744,808   | 723,359             | 714,671   | 699,379   | 700,928   | 694,034   | 698,551   | 712,275   |           |
|   |    | 1985                 | 718,111   | 734,461   | 749,917   | 747,107   | 742,387   | 731,599             | 730,089   | 723,773   | 717,870   | 701,944   | 708,195   | 732,838   |           |
|   |    | 1986                 | 748,355   | 773,433   | 786,978   | 788,416   | 785,568   | 785,076             | 771,830   | 748,408   | 742,225   | 733,899   | 728,976   | 741,978   |           |
| D 318112  |    | 1987                 | 743,188   | 767,770   | 766,787   | 780,910   | 757,192   |                     |           |           |           |           |           |           |           |
| Raw materials - Matières premières  |    | 1983                 | 295,749   | 293,352   | 285,160   | 282,074   | 284,757   | 287,799             | 296,530   | 292,794   | 296,736   | 288,423   | 286,174   | 286,954   |           |
|   |    | 1984                 | 290,560   | 284,008   | 279,142   | 280,041   | 294,040   | 296,764             | 305,876   | 306,900   | 303,779   | 309,287   | 312,208   | 310,880   |           |
|   |    | 1985                 | 302,589   | 302,763   | 292,016   | 285,710   | 291,112   | 297,890             | 302,144   | 305,134   | 307,428   | 303,787   | 307,787   | 314,767   |           |
|   |    | 1986                 | 313,625   | 305,493   | 296,150   | 297,548   | 307,582   | 307,254             | 309,233   | 317,059   | 320,139   | 324,358   | 317,927   | 328,076   |           |
| D 317047  |    | 1987                 | 323,446   | 327,121   | 315,512   | 317,341   | 319,888   |                     |           |           |           |           |           |           |           |
| Goods in process - Produits en cours  |    | 1983                 | 92,041    | 95,396    | 99,408    | 100,839   | 105,275   | 95,977              | 85,405    | 83,051    | 83,334    | 84,074    | 81,409    | 86,238    |           |
|   |    | 1984                 | 89,568    | 96,176    | 95,844    | 104,444   | 104,975   | 99,844              | 90,518    | 88,099    | 88,871    | 82,631    | 78,744    | 80,732    |           |
|   |    | 1985                 | 87,043    | 89,113    | 90,801    | 92,497    | 87,078    | 83,117              | 75,773    | 75,677    | 75,912    | 75,146    | 75,991    | 81,995    |           |
|   |    | 1986                 | 92,768    | 103,977   | 107,680   | 111,568   | 107,323   | 103,501             | 100,612   | 96,870    | 94,812    | 90,306    | 88,938    | 83,579    |           |
| D 317402  |    | 1987                 | 84,269    | 92,887    | 93,280    | 96,987    | 92,150    |                     |           |           |           |           |           |           |           |
| Finished products - Produits finis  |    | 1983                 | 302,077   | 309,055   | 321,521   | 328,688   | 327,045   | 327,185             | 311,372   | 294,348   | 291,030   | 290,510   | 300,865   | 314,586   |           |
|   |    | 1984                 | 302,060   | 332,145   | 345,171   | 358,116   | 345,793   | 326,751             | 318,277   | 304,380   | 308,778   | 307,116   | 307,599   | 320,662   |           |
|   |    | 1985                 | 328,479   | 342,585   | 367,100   | 368,900   | 364,197   | 350,592             | 352,722   | 342,967   | 334,530   | 323,511   | 329,417   | 336,076   |           |
|   |    | 1986                 | 342,462   | 363,963   | 383,148   | 379,300   | 375,663   | 374,321             | 361,985   | 334,479   | 327,274   | 319,235   | 322,116   | 330,373   |           |
| D 317757  |    | 1987                 | 335,473   | 347,762   | 357,995   | 366,582   | 345,154   |                     |           |           |           |           |           |           |           |
| Adjusted for seasonal variation (1) - Chiffres saisonnalisés (1)                                    |    | 1983                 | 379,498   | 376,896   | 386,077   | 395,194   | 392,822   | 402,520             | 398,162   | 407,331   | 413,284   | 402,562   | 408,481   | 408,150   |           |
| Shipments - Livraisons  |    | 1984                 | 428,192   | 424,744   | 434,917   | 428,235   | 432,028   | 434,727             | 437,244   | 426,245   | 434,924   | 452,855   | 472,542   | 448,539   |           |
|   |    | 1985                 | 438,878   | 433,334   | 459,553   | 466,591   | 482,385   | 485,181             | 483,067   | 488,149   | 492,283   | 507,111   | 515,036   | 527,517   |           |
|   |    | 1986                 | 525,652   | 531,886   | 547,229   | 545,334   | 525,611   | 496,292             | 545,897   | 545,973   | 529,584   | 547,721   | 568,564   | 585,357   |           |
| D 315697  | 35 | 1987                 | 603,649   | 611,754   | 602,046   | 608,172   | 607,739   |                     |           |           |           |           |           |           |           |
| Inventory owned - Total - Des stocks possédés   |    | 1983                 | 699,241   | 690,385   | 685,625   | 689,216   | 695,239   | 689,351             | 687,915   | 682,396   | 682,144   | 689,444   | 698,791   | 702,197   |           |
|   |    | 1984                 | 711,637   | 703,876   | 699,897   | 717,797   | 722,461   | 701,967             | 706,390   | 711,893   | 713,601   | 720,860   | 729,044   | 726,189   |           |
|   |    | 1985                 | 727,384   | 725,473   | 728,967   | 723,036   | 719,828   | 710,260             | 721,188   | 737,796   | 730,628   | 730,442   | 739,902   | 747,179   |           |
|   |    | 1986                 | 757,712   | 762,647   | 766,1     |           |           |                     |           |           |           |           |           |           |           |

TABLE 3. Estimated Value of Shipments, Orders and Inventory in Manufacturing Industries Grouped According to the Standard Industrial Classification

TABLEAU 3. Valeur estimative des livraisons, commandes et stocks des industries manufacturières groupées d'après la classification type des industries

|  |               | Month - Mois                               |              |               |                |            |              |                |              |           |           |           |              | Total      |  |
|--|---------------|--|--------------|---------------|----------------|------------|--------------|----------------|--------------|-----------|-----------|-----------|--------------|------------|--|
|  |               | Jan.<br>Janv.                              | Feb.<br>Fév. | March<br>Mars | April<br>Avril | May<br>Mai | June<br>Juin | July<br>Juill. | Aug.<br>Août | Sept.     | Oct.      | Nov.      | Dec.<br>Déc. |            |  |
|  |               | thousands of dollars - milliers de dollars |              |               |                |            |              |                |              |           |           |           |              |            |  |
| Goods in process - Produits en cours   | 1983          | 93,585                                     | 90,534       | 90,800        | 90,634         | 95,940     | 89,950       | 87,910         | 87,894       | 87,998    | 91,340    | 91,739    | 93,808       | ...        |  |
|  | 1984          | 90,858                                     | 91,240       | 88,596        | 93,596         | 95,894     | 94,074       | 92,877         | 92,990       | 93,894    | 89,855    | 88,746    | 88,049       | ...        |  |
|  | 1985          | 88,189                                     | 84,411       | 83,220        | 82,535         | 79,487     | 78,694       | 77,784         | 79,621       | 80,042    | 81,903    | 85,769    | 89,514       | ...        |  |
|  | 1986          | 93,285                                     | 98,435       | 98,825        | 99,313         | 97,949     | 98,310       | 103,383        | 101,733      | 99,844    | 98,577    | 100,450   | 91,333       | ...        |  |
|  | D 317472 3    | 1987                                       | 85,117       | 87,845        | 85,657         | 86,226     | 84,094       |                |              |           |           |           |              | ...        |  |
| Finished products - Produits finis   | 1983          | 309,106                                    | 304,728      | 301,360       | 305,274        | 307,749    | 309,981      | 310,085        | 307,702      | 305,127   | 313,523   | 321,506   | 326,537      | ...        |  |
|  | 1984          | 329,608                                    | 327,172      | 323,466       | 333,038        | 325,697    | 309,658      | 314,192        | 318,256      | 324,142   | 326,048   | 328,526   | 333,087      | ...        |  |
|  | 1985          | 336,212                                    | 336,991      | 343,984       | 343,227        | 347,741    | 332,630      | 347,359        | 359,053      | 351,065   | 349,439   | 351,528   | 349,242      | ...        |  |
|  | 1986          | 350,488                                    | 357,738      | 358,988       | 353,034        | 353,399    | 355,413      | 356,776        | 350,313      | 343,378   | 344,932   | 343,554   | 343,407      | ...        |  |
|  | D 317827 2    | 1987                                       | 343,476      | 341,714       | 335,107        | 341,260    | 324,637      |                |              |           |           |           |              | ...        |  |
| <b>REFINED PETROLEUM AND COAL PRODUCTS INDUSTRIES - INDUSTRIES DES PRODUITS RAFFINÉS DU PÉTROLE ET DU CHARBON:</b> |               |  |              |               |                |            |              |                |              |           |           |           |              |            |  |
| Unadjusted for seasonal variation - Chiffres non désaisonnalisés   | 1983          | 1,822,548                                  | 1,728,446    | 1,851,885     | 1,715,166      | 1,946,920  | 1,985,868    | 2,053,889      | 2,065,060    | 2,035,556 | 2,173,656 | 2,027,437 | 1,917,913    | 23,324,344 |  |
|  | 1984          | 2,099,089                                  | 1,949,366    | 2,127,160     | 1,967,903      | 2,089,874  | 1,981,313    | 1,946,846      | 2,054,636    | 2,008,088 | 2,007,959 | 2,123,200 | 1,975,135    | 24,330,569 |  |
|  | 1985          | 2,039,900                                  | 1,929,907    | 1,996,632     | 2,082,556      | 2,169,732  | 2,066,822    | 2,141,465      | 2,189,928    | 2,188,363 | 2,219,617 | 2,327,771 | 2,409,693    | 25,757,386 |  |
|  | 1986          | 2,145,385                                  | 2,076,297    | 1,855,334     | 1,663,845      | 1,699,714  | 1,606,796    | 1,593,832      | 1,562,976    | 1,537,829 | 1,540,864 | 1,480,441 | 1,558,397    | 20,321,660 |  |
|  | D 315474 36   | 1987                                       | 1,405,287    | 1,330,838     | 1,396,078      | 1,360,375  | 1,476,418    |                |              |           |           |           |              | ...        |  |
| Inventory owned - Total - Des stocks possédés  | 1983          | 3,467,611                                  | 3,438,486    | 3,454,146     | 3,407,877      | 2,912,573  | 2,674,507    | 2,718,624      | 2,824,171    | 2,928,114 | 2,842,490 | 2,702,519 | 2,704,574    | ...        |  |
|  | 1984          | 2,830,927                                  | 2,940,928    | 3,048,028     | 3,074,761      | 2,900,734  | 2,854,908    | 3,069,596      | 3,108,981    | 3,021,664 | 2,945,830 | 2,820,281 | 2,999,571    | ...        |  |
|  | 1985          | 3,185,231                                  | 3,131,447    | 3,158,988     | 2,978,910      | 2,731,908  | 2,937,727    | 3,016,133      | 3,125,642    | 3,081,092 | 2,984,062 | 2,889,302 | 2,805,681    | ...        |  |
|  | 1986          | 2,188,676                                  | 3,067,502    | 2,576,918     | 2,331,599      | 2,158,441  | 2,000,147    | 2,070,573      | 2,172,049    | 2,091,601 | 2,032,118 | 1,981,105 | 1,971,755    | ...        |  |
|  | D 317959      | 1987                                       | 2,080,166    | 2,131,915     | 2,157,709      | 2,249,439  | 2,209,125    |                |              |           |           |           |              | ...        |  |
| Raw materials - Matières premières   | 1983          | 1,289,230                                  | 1,215,032    | 1,166,378     | 1,338,762      | 1,157,617  | 1,002,101    | 1,031,499      | 1,021,102    | 1,012,393 | 996,033   | 921,055   | 958,781      | ...        |  |
|  | 1984          | 983,758                                    | 971,726      | 1,012,090     | 1,162,238      | 1,133,824  | 1,074,742    | 1,130,951      | 1,065,897    | 1,068,238 | 1,193,995 | 1,080,037 | 1,099,598    | ...        |  |
|  | 1985          | 1,173,820                                  | 1,096,704    | 1,058,987     | 1,112,211      | 1,025,634  | 1,145,480    | 1,149,523      | 1,109,598    | 1,119,374 | 1,120,668 | 1,090,324 | 1,086,085    | ...        |  |
|  | 1986          | 1,066,994                                  | 1,100,398    | 893,797       | 784,429        | 787,059    | 780,619      | 745,422        | 776,089      | 750,740   | 745,271   | 733,404   | 725,443      | ...        |  |
|  | D 316894      | 1987                                       | 750,159      | 718,578       | 737,265        | 808,851    | 853,852      |                |              |           |           |           |              | ...        |  |
| Goods in process - Produits en cours   | 1983          | 537,112                                    | 542,221      | 566,577       | 497,990        | 466,173    | 393,657      | 395,220        | 419,114      | 453,361   | 433,738   | 413,509   | 414,945      | ...        |  |
|  | 1984          | 420,829                                    | 432,036      | 484,931       | 428,270        | 451,085    | 412,254      | 393,513        | 429,660      | 397,903   | 382,710   | 405,187   | 451,380      | ...        |  |
|  | 1985          | 471,943                                    | 490,052      | 461,529       | 404,159        | 415,230    | 449,170      | 464,262        | 459,971      | 445,613   | 443,117   | 424,252   | 378,755      | ...        |  |
|  | 1986          | 392,331                                    | 451,786      | 357,343       | 308,931        | 279,565    | 240,199      | 265,965        | 256,078      | 258,952   | 257,599   | 248,984   | 252,512      | ...        |  |
|  | D 317248      | 1987                                       | 269,826      | 274,409       | 289,654        | 282,406    | 324,760      |                |              |           |           |           |              | ...        |  |
| Finished products - Produits finis   | 1983          | 1,641,269                                  | 1,681,233    | 1,721,191     | 1,571,125      | 1,288,783  | 1,278,749    | 1,291,905      | 1,383,955    | 1,462,360 | 1,417,719 | 1,367,955 | 1,330,848    | ...        |  |
|  | 1984          | 1,426,340                                  | 1,537,166    | 1,551,007     | 1,484,303      | 1,315,825  | 1,367,912    | 1,545,132      | 1,613,424    | 1,555,523 | 1,369,125 | 1,335,057 | 1,448,593    | ...        |  |
|  | 1985          | 1,538,468                                  | 1,544,691    | 1,638,472     | 1,462,540      | 1,291,044  | 1,343,077    | 1,402,348      | 1,556,073    | 1,516,105 | 1,420,277 | 1,374,726 | 1,340,841    | ...        |  |
|  | 1986          | 1,359,351                                  | 1,515,318    | 1,325,778     | 1,238,239      | 1,091,817  | 979,329      | 1,059,186      | 1,139,882    | 1,081,909 | 1,028,888 | 998,717   | 993,800      | ...        |  |
|  | D 317604      | 1987                                       | 1,060,181    | 1,138,928     | 1,130,790      | 1,158,182  | 1,030,513    |                |              |           |           |           |              | ...        |  |
| Adjusted for seasonal variation (I) - Chiffres désaisonnalisés (II)  | 1983          | 1,857,308                                  | 1,833,061    | 1,843,431     | 1,883,000      | 1,924,704  | 2,019,861    | 2,059,248      | 2,035,773    | 1,983,655 | 2,202,691 | 1,943,835 | 1,812,482    | ...        |  |
|  | 1984          | 2,046,743                                  | 2,022,960    | 2,150,324     | 2,129,134      | 2,089,757  | 2,024,608    | 1,909,425      | 1,996,718    | 2,064,821 | 1,977,729 | 1,985,181 | 1,904,468    | ...        |  |
|  | 1985          | 2,008,249                                  | 2,044,567    | 2,012,096     | 2,228,428      | 2,150,224  | 2,154,761    | 2,144,681      | 2,174,041    | 2,176,598 | 2,173,545 | 2,250,485 | 2,214,128    | ...        |  |
|  | 1986          | 2,100,633                                  | 2,196,425    | 1,922,289     | 1,794,878      | 1,715,983  | 1,628,241    | 1,585,762      | 1,547,671    | 1,514,303 | 1,500,532 | 1,454,290 | 1,461,719    | ...        |  |
|  | D 315687 36 3 | 1987                                       | 1,405,627    | 1,405,331     | 1,378,480      | 1,483,785  | 1,484,725    |                |              |           |           |           |              | ...        |  |
| Inventory owned - Total - Des stocks possédés  | 1983          | 3,389,122                                  | 3,298,968    | 3,236,292     | 3,381,540      | 3,076,075  | 2,819,743    | 2,799,332      | 2,790,401    | 2,884,079 | 2,875,422 | 2,743,990 | 2,735,734    | ...        |  |
|  | 1984          | 2,763,019                                  | 2,806,975    | 2,858,512     | 3,049,447      | 3,065,418  | 3,023,942    | 3,156,072      | 3,060,843    | 2,975,929 | 2,975,258 | 2,862,772 | 3,037,554    | ...        |  |
|  | 1985          | 3,111,601                                  | 2,979,997    | 2,970,027     | 2,953,830      | 2,897,386  | 3,120,103    | 3,099,384      | 3,066,584    | 3,036,275 | 3,014,594 | 2,940,956 | 2,841,452    | ...        |  |
|  | 1986          | 2,753,793                                  | 2,912,483    | 2,427,768     | 2,311,154      | 2,298,702  | 2,131,883    | 2,126,143      | 2,170,572    | 2,058,707 | 2,055,772 | 2,021,135 | 1,998,139    | ...        |  |
|  | D 318172 4    | 1987                                       | 2,030,506    | 2,018,523     | 2,033,450      | 2,230,759  | 2,344,297    |                |              |           |           |           |              | ...        |  |
| Raw materials - Matières premières   | 1983          | 1,289,230                                  | 1,215,032    | 1,166,378     | 1,338,762      | 1,157,617  | 1,002,101    | 1,031,499      | 1,021,102    | 1,012,393 | 996,033   | 921,055   | 958,781      | ...        |  |
|  | 1984          | 983,758                                    | 971,726      | 1,012,090     | 1,162,238      | 1,133,824  | 1,074,742    | 1,130,951      | 1,065,897    | 1,068,238 | 1,193,995 | 1,080,037 | 1,099,598    | ...        |  |
|  | 1985          | 1,173,820                                  | 1,096,704    | 1,058,987     | 1,112,211      | 1,025,634  | 1,145,480    | 1,149,523      | 1,109,598    | 1,119,374 | 1,120,668 | 1,090,324 | 1,086,085    | ...        |  |
|  | 1986          | 1,066,994                                  | 1,100,398    | 893,797       | 784,429        | 787,059    | 780,619      | 745,422        | 776,089      | 750,740   | 745,271   | 733,404   | 725,443      | ...        |  |
|  | D 317107 5    | 1987                                       | 750,159      | 718,578       | 737,265        | 808,851    | 853,852      |                |              |           |           |           |              | ...        |  |
| Goods in process - Produits en cours   | 1983          | 518,098                                    | 504,720      | 510,016       | 502,006        | 479,602    | 419,185      | 428,516        | 432,790      | 460,686   | 428,214   | 418,320   | 416,863      | ...        |  |
|  | 1984          | 403,016                                    | 400,924      | 438,336       | 432,153        | 466,962    | 441,527      | 421,455        | 443,726      | 404,044   | 378,471   | 410,067   | 454,654      | ...        |  |
|  | 1985          | 449,941                                    | 454,214      | 418,127       | 409,441        | 429,889    | 482,978      | 493,633        | 471,475      | 455,172   | 439,469   | 431,194   | 380,850      | ...        |  |
|  | 1986          | 372,019                                    | 417,663      | 324,651       | 313,954        | 289,735    | 258,751      | 281,296        | 261,357      | 265,565   | 256,420   | 253,755   | 253,832      | ...        |  |
|  | D 317462 4    | 1987                                       | 255,324      | 252,655       | 264,066        | 287,436    | 336,713      |                |              |           |           |           |              | ...        |  |
| Finished products - Produits finis   | 1983          | 1,581,794                                  | 1,579,216    | 1,559,898     | 1,540,772      | 1,438,856  | 1,398,457    | 1,339,317      | 1,336,509    | 1,411,000 | 1,451,175 | 1,404,615 | 1,360,090    | ...        |  |
|  | 1984          | 1,376,245                                  | 1,434,325    | 1,408,086     | 1,455,056      | 1,464,632  | 1,507,673    | 1,603,666      | 1,551,220    | 1,503,647 | 1,402,792 | 1,372,668 | 1,483,302    | ...        |  |
|  | 1985          | 1,487,840                                  | 1,429,079    | 1,492,913     | 1,432,178      | 1,441,863  | 1,491,645    | 1,456,228      | 1,485,511    | 1,461,729 | 1,454,457 | 1,419,438 | 1,374,517    | ...        |  |
|  | 1986          | 1,314,780                                  | 1,394,422    | 1,209,320     | 1,212,771      | 1,221,408  | 1,092,513    | 1,099,425      | 1,083,126    | 1,042,402 | 1,054,081 | 1,033,976 | 1,018,864    | ...        |  |
|  | D 317817 4    | 1987                                       | 1,025,023    | 1,047,290     | 1,032,119      | 1,134,472  | 1,153,732    |                |              |           |           |           |              | ...        |  |
| <b>CHEMICAL AND CHEMICAL PRODUCTS INDUSTRIES - INDUSTRIES CHIMIQUES:</b>   |               |  |              |               |                |            |              |                |              |           |           |           |              |            |  |
| Unadjusted for seasonal variation - Chiffres non désaisonnalisés   | 1983          | 1,163,515                                  | 1,175,480    | 1,353,470     | 1,327,517      | 1,494,021  | 1,402,723    | 1,177,488      | 1,277,397    | 1,362,108 | 1,359,481 | 1,375,214 | 1,217,704    | 15,686,118 |  |
|  | 1984          | 1,263,332                                  | 1,307,215    | 1,442,045     | 1,414,062      | 1,641,738  | 1,542,641    | 1,309,037      | 1,340,454    | 1,387,935 | 1,423,036 | 1,338,365 | 1,275,547    | 16,685,407 |  |
|  | 1985          | 1,359,182                                  | 1,332,283    | 1,489,842     | 1,513,056      | 1,677,097  | 1,611,672    | 1,304,314      | 1,362,968    | 1,479,1   |           |           |              |            |  |

TABLE 3. Estimated Value of Shipments, Orders and Inventory in Manufacturing Industries Grouped According to the Standard Industrial Classification

TABLEAU 3. Valeur estimative des livraisons, commandes et stocks des industries manufacturières groupées d'après la classification type des industries

|  |      | Month - Mois |           |           |           |           |           |           |           |           |           |           |           | Total |
|--|------|--------------|-----------|-----------|-----------|-----------|-----------|-----------|-----------|-----------|-----------|-----------|-----------|-------|
|  |      | Jan          | Feb       | March     | April     | May       | June      | July      | Aug       | Sept      | Oct       | Nov       | Dec       |       |
|  |      | Janv         | Fev       | Mars      | Avril     | Mai       | Juin      | Juill     | Août      | Sept      | Oct       | Nov       | Déc       |       |
| Thousands of dollars - milliers de dollars   |      |              |           |           |           |           |           |           |           |           |           |           |           |       |
| Inventory owned - Total - Des stocks possédés  | 1983 | 2,588,480    | 2,656,436 | 2,641,216 | 2,555,240 | 2,433,909 | 2,364,879 | 2,321,842 | 2,346,376 | 2,347,375 | 2,325,640 | 2,340,519 | 2,393,569 |       |
|  | 1984 | 2,417,413    | 2,452,137 | 2,471,129 | 2,478,092 | 2,410,054 | 2,334,261 | 2,329,728 | 2,356,766 | 2,329,624 | 2,387,027 | 2,430,315 | 2,502,092 |       |
|  | 1985 | 2,531,878    | 2,615,827 | 2,647,133 | 2,693,188 | 2,578,449 | 2,536,312 | 2,556,419 | 2,579,243 | 2,550,713 | 2,592,150 | 2,644,389 | 2,683,183 |       |
|  | 1986 | 2,742,164    | 2,809,908 | 2,813,302 | 2,827,574 | 2,760,148 | 2,699,308 | 2,692,349 | 2,642,731 | 2,630,695 | 2,616,361 | 2,616,095 | 2,587,903 |       |
| D 317964   | 1987 | 2,637,860    | 2,655,381 | 2,664,798 | 2,701,307 | 2,683,036 |           |           |           |           |           |           |           |       |
| Raw materials - Matières premières   | 1983 | 1,037,979    | 1,038,444 | 1,041,132 | 986,418   | 968,096   | 976,501   | 980,619   | 977,198   | 974,996   | 983,700   | 998,431   | 1,003,784 |       |
|  | 1984 | 1,024,183    | 1,022,000 | 1,031,082 | 1,028,817 | 987,000   | 930,102   | 950,989   | 968,251   | 942,738   | 969,113   | 977,997   | 991,918   |       |
|  | 1985 | 1,003,519    | 1,003,210 | 992,783   | 1,019,433 | 1,003,401 | 1,004,094 | 1,012,999 | 1,019,799 | 1,003,948 | 1,025,092 | 1,050,906 | 1,060,502 |       |
|  | 1986 | 1,074,719    | 1,099,747 | 1,089,528 | 1,086,255 | 1,067,259 | 1,058,765 | 1,069,605 | 1,040,233 | 1,028,296 | 1,024,882 | 1,012,315 | 1,015,525 |       |
| D 316899   | 1987 | 1,065,730    | 1,063,516 | 1,051,170 | 1,051,906 | 1,036,549 |           |           |           |           |           |           |           |       |
| Goods in process - Produits en cours   | 1983 | 323,494      | 330,790   | 340,609   | 334,323   | 316,125   | 310,418   | 292,736   | 323,319   | 316,088   | 315,446   | 322,032   | 318,372   |       |
|  | 1984 | 317,984      | 323,341   | 329,191   | 325,248   | 322,645   | 325,944   | 319,550   | 326,365   | 320,496   | 318,338   | 330,148   | 340,091   |       |
|  | 1985 | 342,010      | 360,813   | 367,598   | 364,093   | 361,231   | 364,324   | 349,567   | 353,278   | 331,500   | 336,177   | 343,319   | 365,985   |       |
|  | 1986 | 370,592      | 369,035   | 371,528   | 374,521   | 374,303   | 372,602   | 368,464   | 377,405   | 372,807   | 377,867   | 381,371   | 375,652   |       |
| D 317254   | 1987 | 374,823      | 394,703   | 400,748   | 418,620   | 416,633   |           |           |           |           |           |           |           |       |
| Finished products - Produits finis   | 1983 | 1,227,007    | 1,287,202 | 1,259,475 | 1,234,499 | 1,149,688 | 1,077,960 | 1,048,487 | 1,045,859 | 1,056,291 | 1,026,494 | 1,020,056 | 1,071,413 |       |
|  | 1984 | 1,075,246    | 1,106,796 | 1,110,856 | 1,124,027 | 1,100,409 | 1,078,215 | 1,059,189 | 1,062,150 | 1,066,390 | 1,099,576 | 1,122,170 | 1,170,083 |       |
|  | 1985 | 1,186,349    | 1,251,804 | 1,286,752 | 1,309,662 | 1,213,817 | 1,167,894 | 1,193,858 | 1,206,216 | 1,215,275 | 1,230,881 | 1,250,164 | 1,256,696 |       |
|  | 1986 | 1,296,853    | 1,341,126 | 1,352,246 | 1,366,798 | 1,318,586 | 1,267,941 | 1,254,280 | 1,225,093 | 1,229,792 | 1,225,412 | 1,222,409 | 1,196,726 |       |
| D 317609   | 1987 | 1,197,307    | 1,197,162 | 1,212,880 | 1,230,781 | 1,229,854 |           |           |           |           |           |           |           |       |
| Adjusted for seasonal variation(1) - Chiffres désaisonnalisés(1): Shipments - Livraisons | 1983 | 1,252,582    | 1,246,889 | 1,265,919 | 1,282,578 | 1,285,734 | 1,268,920 | 1,307,726 | 1,328,527 | 1,352,865 | 1,369,408 | 1,390,918 | 1,360,895 |       |
|  | 1984 | 1,336,465    | 1,327,645 | 1,385,387 | 1,361,448 | 1,404,754 | 1,404,779 | 1,439,701 | 1,410,141 | 1,382,367 | 1,395,832 | 1,385,674 | 1,424,897 |       |
|  | 1985 | 1,425,718    | 1,411,140 | 1,430,360 | 1,440,593 | 1,447,823 | 1,465,315 | 1,423,165 | 1,455,845 | 1,475,686 | 1,419,918 | 1,472,459 | 1,483,156 |       |
|  | 1986 | 1,520,135    | 1,503,857 | 1,477,627 | 1,503,619 | 1,460,787 | 1,480,480 | 1,482,832 | 1,474,991 | 1,488,926 | 1,538,264 | 1,527,657 | 1,594,292 |       |
| D 315688   | 1987 | 1,474,983    | 1,545,414 | 1,512,947 | 1,602,263 | 1,510,521 |           |           |           |           |           |           |           |       |
| Inventory owned - Total - Des stocks possédés  | 1983 | 2,549,007    | 2,562,161 | 2,514,486 | 2,452,303 | 2,417,240 | 2,422,693 | 2,377,474 | 2,400,276 | 2,419,823 | 2,396,483 | 2,390,196 | 2,392,140 |       |
|  | 1984 | 2,379,956    | 2,365,994 | 2,356,795 | 2,382,546 | 2,394,295 | 2,387,880 | 2,383,346 | 2,414,225 | 2,402,590 | 2,458,540 | 2,478,952 | 2,504,113 |       |
|  | 1985 | 2,493,404    | 2,522,101 | 2,525,590 | 2,585,509 | 2,560,304 | 2,590,732 | 2,617,113 | 2,644,709 | 2,635,840 | 2,666,803 | 2,690,376 | 2,686,712 |       |
|  | 1986 | 2,701,787    | 2,710,250 | 2,690,235 | 2,712,926 | 2,740,133 | 2,755,668 | 2,755,875 | 2,710,060 | 2,721,900 | 2,689,829 | 2,657,538 | 2,591,833 |       |
| D 318173   | 1987 | 2,600,753    | 2,562,791 | 2,548,564 | 2,597,870 | 2,663,525 |           |           |           |           |           |           |           |       |
| Raw materials - Matières premières   | 1983 | 1,013,157    | 1,012,820 | 1,005,925 | 971,075   | 971,984   | 997,753   | 995,552   | 992,986   | 1,002,154 | 1,001,323 | 1,004,660 | 997,896   |       |
|  | 1984 | 999,495      | 995,616   | 998,240   | 1,012,715 | 991,362   | 948,987   | 963,515   | 984,595   | 968,799   | 986,575   | 985,189   | 987,081   |       |
|  | 1985 | 979,425      | 975,790   | 963,026   | 1,002,787 | 1,001,937 | 1,022,603 | 1,026,862 | 1,036,592 | 1,034,135 | 1,042,714 | 1,057,569 | 1,055,436 |       |
|  | 1986 | 1,048,711    | 1,068,857 | 1,058,822 | 1,068,413 | 1,072,083 | 1,077,294 | 1,084,352 | 1,056,933 | 1,060,439 | 1,040,140 | 1,018,221 | 1,010,473 |       |
| D 317108   | 1987 | 1,040,447    | 1,033,443 | 1,022,439 | 1,034,526 | 1,041,235 |           |           |           |           |           |           |           |       |
| Goods in process - Produits en cours   | 1983 | 322,913      | 320,626   | 327,729   | 324,680   | 313,896   | 308,230   | 297,043   | 321,423   | 324,426   | 329,448   | 330,560   | 322,402   |       |
|  | 1984 | 318,175      | 313,771   | 316,378   | 315,990   | 319,640   | 323,421   | 324,383   | 323,065   | 329,525   | 331,326   | 338,197   | 344,501   |       |
|  | 1985 | 342,970      | 350,815   | 353,324   | 353,454   | 357,195   | 361,253   | 354,885   | 352,558   | 342,353   | 349,093   | 350,719   | 369,533   |       |
|  | 1986 | 372,866      | 359,123   | 360,147   | 360,532   | 369,718   | 369,059   | 374,037   | 377,254   | 386,008   | 392,019   | 389,154   | 378,529   |       |
| D 317463   | 1987 | 377,313      | 384,177   | 385,557   | 406,704   | 411,327   |           |           |           |           |           |           |           |       |
| Finished products - Produits finis   | 1983 | 1,212,937    | 1,228,715 | 1,180,832 | 1,156,548 | 1,131,360 | 1,116,710 | 1,084,829 | 1,085,817 | 1,093,243 | 1,065,712 | 1,054,976 | 1,071,842 |       |
|  | 1984 | 1,062,286    | 1,056,607 | 1,042,177 | 1,053,841 | 1,083,293 | 1,115,472 | 1,095,448 | 1,104,565 | 1,140,766 | 1,140,639 | 1,155,566 | 1,173,133 |       |
|  | 1985 | 1,171,009    | 1,195,496 | 1,209,240 | 1,229,268 | 1,195,172 | 1,206,876 | 1,235,366 | 1,255,559 | 1,259,352 | 1,274,996 | 1,282,088 | 1,261,743 |       |
|  | 1986 | 1,280,210    | 1,282,270 | 1,271,266 | 1,283,981 | 1,298,332 | 1,309,315 | 1,297,486 | 1,275,873 | 1,275,453 | 1,257,670 | 1,250,163 | 1,202,861 |       |
| D 317818   | 1987 | 1,182,993    | 1,145,171 | 1,140,568 | 1,156,640 | 1,210,963 |           |           |           |           |           |           |           |       |
| <b>OTHER MANUFACTURING INDUSTRIES - AUTRES INDUSTRIES MANUFACTURIÈRES:</b>               |      |              |           |           |           |           |           |           |           |           |           |           |           |       |
| Unadjusted for seasonal variation - Chiffres non-désaisonnalisés: Shipments - Livraisons | 1983 | 285,636      | 313,478   | 371,326   | 350,619   | 343,233   | 371,098   | 327,948   | 358,149   | 389,757   | 383,750   | 371,191   | 311,284   |       |
|  | 1984 | 314,603      | 334,952   | 368,780   | 341,282   | 359,486   | 377,523   | 335,800   | 351,257   | 377,005   | 398,830   | 375,917   | 319,701   |       |
|  | 1985 | 312,103      | 325,402   | 369,374   | 372,701   | 387,223   | 398,106   | 361,351   | 384,599   | 421,232   | 423,778   | 398,305   | 365,479   |       |
|  | 1986 | 348,058      | 373,231   | 391,391   | 394,826   | 393,948   | 413,895   | 387,625   | 393,028   | 414,884   | 431,749   | 404,323   | 372,226   |       |
| D 315648   | 1987 | 342,803      | 368,051   | 412,825   | 406,650   | 406,684   |           |           |           |           |           |           | 4,719,184 |       |
| New orders - Nouvelles commandes   | 1983 | 321,591      | 308,697   | 368,355   | 352,989   | 345,097   | 373,563   | 316,531   | 388,695   | 415,254   | 407,969   | 358,449   | 306,426   |       |
|  | 1984 | 338,630      | 338,188   | 379,658   | 327,119   | 391,700   | 379,400   | 356,767   | 381,090   | 325,944   | 410,137   | 388,479   | 322,348   |       |
|  | 1985 | 362,200      | 327,378   | 373,262   | 339,245   | 435,069   | 383,923   | 374,853   | 392,703   | 418,664   | 413,891   | 390,157   | 319,094   |       |
|  | 1986 | 438,011      | 334,845   | 370,087   | 400,532   | 374,833   | 393,695   | 390,121   | 391,429   | 429,888   | 428,640   | 424,280   | 310,614   |       |
| D 316003   | 1987 | 424,201      | 376,856   | 415,784   | 382,027   | 437,289   |           |           |           |           |           |           |           |       |
| Unfilled orders - Commandes en carnet  | 1983 | 435,677      | 430,896   | 427,925   | 430,295   | 432,159   | 434,624   | 428,207   | 458,753   | 484,250   | 508,469   | 495,727   | 490,869   |       |
|  | 1984 | 514,896      | 518,132   | 529,010   | 514,847   | 547,061   | 548,938   | 569,905   | 599,738   | 548,677   | 559,984   | 572,496   | 575,143   |       |
|  | 1985 | 625,240      | 627,216   | 631,104   | 597,648   | 645,494   | 631,311   | 644,813   | 652,917   | 650,349   | 640,462   | 632,314   | 585,929   |       |
|  | 1986 | 675,882      | 637,496   | 616,192   | 621,898   | 602,783   | 587,583   | 585,079   | 583,480   | 598,484   | 595,375   | 615,337   | 554,170   |       |
| D 316358   | 1987 | 635,118      | 643,923   | 646,882   | 622,759   | 652,864   |           |           |           |           |           |           |           |       |
| Inventory owned - Total - Des stocks possédés  | 1983 | 951,630      | 965,567   | 959,859   | 947,179   | 988,901   | 988,185   | 914,247   | 881,759   | 887,754   | 861,749   | 861,145   | 901,400   |       |
|  | 1984 | 938,434      | 981,257   | 1,021,000 | 1,024,801 | 1,044,462 | 1,044,138 | 979,976   | 991,990   | 990,337   | 949,694   | 931,899   | 966,548   |       |
|  | 1985 | 998,810      | 1,021,560 | 1,097,956 | 1,093,980 | 1,105,527 | 1,101,838 | 1,068,649 | 1,098,552 | 1,050,101 | 1,023,623 | 989,977   | 1,001,083 |       |
|  | 1986 | 1,079,695    | 1,064,135 | 1,033,402 | 1,048,057 | 1,100,758 | 1,082,951 | 1,063,590 | 1,069,893 | 1,063,807 | 1,003,916 | 995,163   | 1,025,388 |       |
| D 318133   | 1987 | 984,580      | 1,010,314 | 1,015,963 | 1,039,296 | 1,025,448 |           |           |           |           |           |           |           |       |
| Raw materials -  |      |              |           |           |           |           |           |           |           |           |           |           |           |       |



TABLE 3. Estimated Value of Shipments, Orders and Inventory in Manufacturing Industries Grouped According to the Standard Industrial Classification

TABLEAU 3. Valeur estimative des livraisons, commandes et stocks des industries manufacturières groupées d'après la classification type des industries

|   |      | Month - Mois |           |           |           |           |           |           |           |           |           |           |           | Total |
|---|------|--------------|-----------|-----------|-----------|-----------|-----------|-----------|-----------|-----------|-----------|-----------|-----------|-------|
|   |      | Jan.         | Feb.      | March     | April     | May       | June      | July      | Aug.      | Sept.     | Oct.      | Nov.      | Dec.      |       |
|   |      | Janv.        | Fév.      | Mars      | Avril     | Mai       | Jun       | Juill.    | Août      | Sept.     | Oct.      | Nov.      | Dec.      |       |
| Thousands of dollars - milliers de dollars                          |      |              |           |           |           |           |           |           |           |           |           |           |           |       |
| Goods in process - Produits en cours                                | 1983 | 183,996      | 184,687   | 183,288   | 182,914   | 185,790   | 185,960   | 176,203   | 172,474   | 171,217   | 170,869   | 162,862   | 159,417   |       |
|   | 1984 | 165,212      | 170,451   | 178,972   | 180,988   | 180,816   | 181,001   | 176,408   | 177,816   | 180,609   | 179,805   | 181,307   | 176,395   |       |
|   | 1985 | 176,902      | 185,823   | 178,067   | 178,078   | 190,421   | 190,993   | 191,380   | 198,304   | 191,223   | 194,142   | 180,539   | 179,515   |       |
|   | 1986 | 182,597      | 178,718   | 178,763   | 178,376   | 179,692   | 175,201   | 170,836   | 173,951   | 171,817   | 161,134   | 160,707   | 160,411   |       |
| D 317423  | 1987 | 163,110      | 166,207   | 174,418   | 177,261   | 174,950   |           |           |           |           |           |           |           |       |
| Finished products - Produits finis                                  | 1983 | 296,161      | 295,584   | 299,241   | 305,825   | 308,237   | 307,535   | 285,963   | 275,662   | 271,189   | 261,102   | 266,239   | 270,891   |       |
|   | 1984 | 283,907      | 309,865   | 328,737   | 335,832   | 347,283   | 340,392   | 314,452   | 315,997   | 305,561   | 295,820   | 298,815   | 302,591   |       |
|   | 1985 | 326,397      | 340,378   | 352,927   | 371,589   | 372,142   | 374,786   | 353,937   | 350,718   | 333,108   | 328,267   | 322,787   | 316,568   |       |
|   | 1986 | 333,255      | 337,605   | 325,942   | 331,652   | 353,320   | 358,155   | 345,609   | 345,121   | 347,784   | 328,096   | 325,256   | 322,838   |       |
| D 317778  | 1987 | 311,385      | 316,023   | 320,686   | 322,583   | 319,351   |           |           |           |           |           |           |           |       |
| Adjusted for seasonal variation(1) -<br>Chiffres désaisonnalisés(1) | 1983 | 336,597      | 343,949   | 348,727   | 353,943   | 341,865   | 345,210   | 344,934   | 352,698   | 353,259   | 354,580   | 352,710   | 345,259   |       |
| Shipments - Livraisons  | 1984 | 362,125      | 352,213   | 356,866   | 345,107   | 351,335   | 356,645   | 353,604   | 344,816   | 349,817   | 358,266   | 361,290   | 358,202   |       |
|   | 1985 | 352,916      | 356,605   | 360,564   | 371,847   | 379,707   | 378,135   | 376,683   | 385,271   | 389,372   | 379,221   | 387,159   | 398,205   |       |
|   | 1986 | 395,667      | 408,754   | 388,650   | 388,695   | 393,112   | 390,127   | 400,705   | 395,025   | 379,129   | 389,305   | 395,465   | 400,631   |       |
| D 315698  | 1987 | 397,364      | 402,906   | 401,844   | 404,350   | 406,647   |           |           |           |           |           |           |           |       |
| New orders - Nouvelles commandes                                    | 1983 | 341,511      | 345,447   | 347,008   | 364,285   | 337,017   | 352,923   | 329,307   | 385,348   | 386,401   | 386,325   | 341,539   | 354,098   |       |
|   | 1984 | 345,545      | 362,804   | 370,031   | 339,491   | 376,178   | 366,318   | 363,501   | 377,192   | 305,404   | 378,025   | 374,186   | 383,240   |       |
|   | 1985 | 350,809      | 367,699   | 367,874   | 350,393   | 415,691   | 375,035   | 378,544   | 397,502   | 390,568   | 379,150   | 376,682   | 378,761   |       |
|   | 1986 | 429,479      | 380,328   | 371,567   | 408,156   | 360,175   | 381,238   | 393,032   | 397,406   | 396,327   | 395,128   | 412,431   | 367,150   |       |
| D 316053  | 1987 | 424,225      | 420,586   | 408,885   | 394,507   | 421,571   |           |           |           |           |           |           |           |       |
| Unfilled orders - Commandes en carnet                               | 1983 | 422,946      | 424,444   | 422,725   | 433,067   | 428,219   | 435,932   | 420,305   | 452,955   | 486,097   | 517,842   | 506,671   | 515,510   |       |
|   | 1984 | 498,930      | 509,521   | 522,686   | 517,070   | 541,913   | 551,586   | 561,483   | 593,859   | 549,446   | 569,205   | 582,101   | 607,139   |       |
|   | 1985 | 605,032      | 616,126   | 623,436   | 601,982   | 637,966   | 634,866   | 636,727   | 648,958   | 650,154   | 650,083   | 639,606   | 670,162   |       |
|   | 1986 | 653,974      | 625,548   | 608,465   | 627,926   | 594,989   | 586,100   | 578,427   | 580,808   | 598,006   | 603,829   | 620,795   | 587,314   |       |
| D 316408  | 1987 | 614,175      | 631,855   | 638,896   | 629,053   | 643,977   |           |           |           |           |           |           |           |       |
| Inventory owned - Total - Des stocks<br>possédés                    | 1983 | 957,860      | 952,470   | 937,940   | 915,464   | 939,179   | 944,895   | 908,409   | 880,982   | 899,544   | 905,752   | 923,406   | 941,102   |       |
|   | 1984 | 946,204      | 966,826   | 998,397   | 990,027   | 989,945   | 999,240   | 973,386   | 989,495   | 1,004,040 | 999,188   | 998,000   | 1,007,221 |       |
|   | 1985 | 1,010,186    | 1,007,065 | 1,074,485 | 1,056,144 | 1,046,149 | 1,053,637 | 1,063,352 | 1,094,402 | 1,064,084 | 1,076,407 | 1,061,244 | 1,043,498 |       |
|   | 1986 | 1,094,534    | 1,048,354 | 1,012,045 | 1,011,748 | 1,041,134 | 1,035,914 | 1,059,860 | 1,064,702 | 1,078,156 | 1,057,338 | 1,068,164 | 1,068,264 |       |
| D 318183  | 1987 | 999,084      | 995,173   | 995,406   | 1,003,015 | 969,949   |           |           |           |           |           |           |           |       |
| Raw materials - Matières premières                                  | 1983 | 467,314      | 471,802   | 463,923   | 447,739   | 473,070   | 477,869   | 453,078   | 433,753   | 447,676   | 455,804   | 470,380   | 481,689   |       |
|   | 1984 | 487,803      | 486,539   | 499,407   | 495,591   | 491,813   | 506,340   | 489,752   | 497,282   | 507,517   | 503,258   | 490,635   | 495,784   |       |
|   | 1985 | 496,753      | 481,118   | 552,379   | 530,726   | 516,224   | 519,085   | 525,486   | 547,341   | 528,653   | 531,679   | 528,165   | 513,966   |       |
|   | 1986 | 568,505      | 532,321   | 515,299   | 523,782   | 539,170   | 532,089   | 550,282   | 547,699   | 547,546   | 545,739   | 552,517   | 551,981   |       |
| D 317118  | 1987 | 515,237      | 513,201   | 508,006   | 524,708   | 504,126   |           |           |           |           |           |           |           |       |
| Goods in process - Produits en cours                                | 1983 | 187,847      | 186,496   | 182,813   | 179,292   | 179,959   | 181,531   | 175,414   | 172,474   | 170,230   | 169,766   | 167,209   | 166,146   |       |
|   | 1984 | 168,463      | 171,964   | 178,740   | 177,613   | 175,124   | 176,932   | 175,740   | 177,161   | 179,354   | 178,697   | 186,645   | 183,745   |       |
|   | 1985 | 180,273      | 187,397   | 177,854   | 174,895   | 184,678   | 186,626   | 190,903   | 197,043   | 190,777   | 192,888   | 186,257   | 186,203   |       |
|   | 1986 | 186,077      | 180,141   | 178,692   | 175,205   | 174,391   | 171,245   | 170,546   | 178,536   | 170,466   | 160,093   | 165,985   | 166,626   |       |
| D 317423  | 1987 | 166,269      | 167,615   | 174,383   | 174,127   | 169,854   |           |           |           |           |           |           |           |       |
| Finished products - Produits finis                                  | 1983 | 302,699      | 294,172   | 291,204   | 288,433   | 286,200   | 285,495   | 279,917   | 274,755   | 281,638   | 280,182   | 285,817   | 293,267   |       |
|   | 1984 | 289,938      | 308,323   | 320,250   | 316,823   | 323,008   | 315,968   | 307,894   | 315,052   | 317,169   | 317,293   | 320,720   | 327,692   |       |
|   | 1985 | 333,160      | 338,550   | 344,252   | 350,523   | 345,247   | 347,926   | 346,963   | 350,018   | 345,154   | 351,840   | 346,822   | 342,829   |       |
|   | 1986 | 339,952      | 335,892   | 318,054   | 312,761   | 322,573   | 332,580   | 339,032   | 344,467   | 360,174   | 351,506   | 349,662   | 349,657   |       |
| D 317828  | 1987 | 317,578      | 314,357   | 313,017   | 304,180   | 295,969   |           |           |           |           |           |           |           |       |

See footnote(s) at end of statistical tables - Voir note(s) à la fin des tableaux statistiques



TABLE 4. Estimated Value of Shipments, Orders and Inventory in Manufacturing Industries Grouped According to an Economic Use Classification

TABLEAU 4. Valeur estimative des livraisons, commandes et stocks des industries manufacturières groupées d'après la classification économique en fonction de l'utilisation

|   |      | Month - Mois |           |           |           |           |           |           |           |           |           |           |           | Total      |
|---|------|--------------|-----------|-----------|-----------|-----------|-----------|-----------|-----------|-----------|-----------|-----------|-----------|------------|
|   |      | Jan.         | Feb.      | March     | April     | May       | June      | July      | Aug.      | Sept.     | Oct.      | Nov.      | Dec.      |            |
|   |      | Janv.        | Fév.      | Mars      | Avril     | Mar       | Jun       | Juill     | Août      |           |           |           |           |            |
| Thousands of dollars = millions de dollars  |      |              |           |           |           |           |           |           |           |           |           |           |           |            |
| <b>CONSUMER NON-DURABLE AND SEMI-DURABLE GOODS INDUSTRIES - INDUSTRIES DES BIENS DE CONSOMMATION SEMI DURABLES ET NON DURABLES.</b> |      |              |           |           |           |           |           |           |           |           |           |           |           |            |
| Unadjusted for seasonal variation -<br>Chiffres non désaisonnalisés   | 1983 | 4 828 778    | 5 601 725 | 5 435 579 | 5 018 094 | 5 361 867 | 5 702 058 | 5 442 627 | 5 818 441 | 5 869 417 | 5 810 756 | 5 709 299 | 5 375 375 | 65 372 016 |
| Shipments - Livraisons  | 1984 | 5 245 349    | 5 446 095 | 5 918 213 | 5 496 594 | 5 868 608 | 6 011 416 | 5 619 699 | 6 017 205 | 5 987 844 | 6 054 072 | 6 096 374 | 5 657 578 | 69 419 047 |
|   | 1985 | 5 465 736    | 5 546 959 | 5 887 618 | 5 789 013 | 6 099 421 | 6 182 743 | 6 040 513 | 6 253 667 | 6 347 061 | 6 453 611 | 6 388 093 | 6 317 165 | 72 771 100 |
|   | 1986 | 5 841 373    | 5 927 044 | 5 837 321 | 5 648 402 | 5 757 657 | 5 862 233 | 5 651 338 | 5 779 756 | 6 054 775 | 6 012 197 | 5 754 785 | 5 832 128 | 69 959 009 |
| D 315667  | 1987 | 5 278 695    | 5 377 050 | 5 699 848 | 5 524 988 | 5 711 391 |           |           |           |           |           |           |           |            |
| New orders - Nouvelles commandes  | 1983 | 4 902 570    | 4 977 288 | 5 429 199 | 5 098 704 | 5 380 270 | 5 716 353 | 5 436 662 | 5 806 636 | 5 843 028 | 5 781 346 | 5 701 085 | 5 370 547 |            |
|   | 1984 | 5 287 058    | 5 427 544 | 5 952 997 | 5 512 014 | 5 966 187 | 6 021 203 | 5 631 984 | 5 994 940 | 5 935 643 | 6 013 776 | 6 114 706 | 5 674 367 |            |
|   | 1985 | 5 531 469    | 5 519 984 | 5 871 484 | 5 772 129 | 6 206 914 | 6 177 227 | 6 052 698 | 6 197 109 | 6 361 188 | 6 412 066 | 6 377 528 | 6 283 678 |            |
|   | 1986 | 5 898 292    | 5 877 925 | 5 819 532 | 5 649 117 | 5 817 364 | 5 876 479 | 5 656 817 | 5 690 844 | 6 069 699 | 6 036 833 | 5 787 999 | 5 794 542 |            |
| D 316022  | 1987 | 5 311 724    | 5 344 359 | 5 720 846 | 5 550 243 | 5 792 710 |           |           |           |           |           |           |           |            |
| Unfilled orders - Commandes en carnet   | 1983 | 569 945      | 545 508   | 541 128   | 621 378   | 640 141   | 654 436   | 648 471   | 636 666   | 610 277   | 580 867   | 572 653   | 567 825   |            |
|   | 1984 | 604 534      | 585 983   | 620 767   | 636 187   | 733 766   | 743 553   | 755 838   | 733 573   | 681 372   | 641 076   | 659 408   | 626 192   |            |
|   | 1985 | 691 925      | 664 950   | 648 816   | 631 932   | 739 425   | 734 409   | 746 594   | 690 036   | 704 163   | 662 618   | 652 053   | 618 566   |            |
|   | 1986 | 675 485      | 626 366   | 608 577   | 609 292   | 668 999   | 683 245   | 688 724   | 599 812   | 614 736   | 639 372   | 672 586   | 635 000   |            |
| D 316377  | 1987 | 668 029      | 635 338   | 656 336   | 681 591   | 762 910   |           |           |           |           |           |           |           |            |
| Inventory owned - Total - Des stocks possédés   | 1983 | 8 389 253    | 8 340 311 | 8 361 343 | 8 335 595 | 7 997 279 | 7 777 180 | 7 712 330 | 7 736 800 | 7 830 692 | 7 794 013 | 7 672 128 | 7 581 480 |            |
|   | 1984 | 7 895 010    | 8 013 483 | 8 222 050 | 8 360 370 | 8 337 039 | 8 314 615 | 8 482 343 | 8 488 529 | 8 403 844 | 8 410 095 | 8 297 465 | 8 381 157 |            |
|   | 1985 | 8 737 911    | 8 662 200 | 8 755 674 | 8 680 159 | 8 557 729 | 8 637 968 | 8 733 652 | 8 884 658 | 8 793 271 | 8 734 340 | 8 695 054 | 8 321 162 |            |
|   | 1986 | 8 369 822    | 8 639 860 | 8 172 971 | 8 086 995 | 8 034 763 | 7 924 858 | 7 914 900 | 8 004 505 | 7 912 258 | 7 839 831 | 7 756 078 | 7 549 141 |            |
| D 318152  | 1987 | 7 789 560    | 7 903 365 | 7 961 909 | 8 201 677 | 8 259 420 |           |           |           |           |           |           |           |            |
| Raw materials - Matières premières  | 1983 | 3 392 842    | 3 298 905 | 3 277 089 | 3 390 970 | 3 325 449 | 3 175 292 | 3 221 373 | 3 139 627 | 3 091 797 | 3 098 523 | 3 010 760 | 3 055 061 |            |
|   | 1984 | 3 161 402    | 3 147 709 | 3 251 722 | 3 476 907 | 3 540 346 | 3 435 019 | 3 522 361 | 3 440 836 | 3 366 483 | 3 518 652 | 3 397 846 | 3 396 291 |            |
|   | 1985 | 3 542 784    | 3 473 174 | 3 509 136 | 3 630 028 | 3 614 809 | 3 665 711 | 3 686 996 | 3 624 523 | 3 621 085 | 3 659 395 | 3 651 077 | 3 471 023 |            |
|   | 1986 | 3 479 484    | 3 548 213 | 3 383 648 | 3 362 872 | 3 375 477 | 3 397 632 | 3 350 597 | 3 363 085 | 3 312 130 | 3 310 125 | 3 232 466 | 3 187 949 |            |
| O 317087  | 1987 | 3 234 648    | 3 204 215 | 3 260 895 | 3 429 065 | 3 497 574 |           |           |           |           |           |           |           |            |
| Goods in process - Produits en cours  | 1983 | 1 062 690    | 1 072 068 | 1 098 100 | 1 034 129 | 1 001 574 | 927 091   | 902 446   | 949 842   | 989 969   | 967 782   | 965 557   | 954 002   |            |
|   | 1984 | 995 036      | 1 011 494 | 1 060 203 | 1 001 032 | 1 033 520 | 1 001 247 | 953 749   | 1 000 060 | 979 180   | 961 321   | 1 002 082 | 1 030 791 |            |
|   | 1985 | 1 082 181    | 1 102 039 | 1 066 038 | 994 926   | 1 023 331 | 1 047 479 | 1 048 955 | 1 047 100 | 1 027 888 | 1 027 172 | 1 012 354 | 955 530   |            |
|   | 1986 | 980 792      | 1 050 959 | 956 600   | 907 703   | 910 234   | 869 946   | 873 756   | 874 402   | 875 480   | 886 303   | 874 751   | 861 291   |            |
| D 317442  | 1987 | 890 534      | 915 645   | 927 148   | 929 489   | 982 723   |           |           |           |           |           |           |           |            |
| Finished products - Produits finis  | 1983 | 3 933 721    | 3 969 338 | 3 986 154 | 3 910 496 | 3 665 256 | 3 674 797 | 3 588 511 | 3 647 331 | 3 748 926 | 3 727 708 | 3 695 811 | 3 572 410 |            |
|   | 1984 | 3 738 572    | 3 854 280 | 3 910 125 | 3 882 431 | 3 763 173 | 3 878 349 | 4 006 233 | 4 047 633 | 4 058 181 | 3 910 122 | 3 897 537 | 3 954 575 |            |
|   | 1985 | 4 112 946    | 4 086 987 | 4 180 500 | 4 055 205 | 3 919 589 | 3 924 778 | 3 997 701 | 4 213 035 | 4 144 298 | 4 047 773 | 4 031 623 | 3 894 209 |            |
|   | 1986 | 3 909 546    | 4 040 688 | 3 832 723 | 3 816 420 | 3 748 052 | 3 657 280 | 3 690 547 | 3 767 018 | 3 724 648 | 3 643 403 | 3 648 861 | 3 499 799 |            |
| D 317797  | 1987 | 3 664 378    | 3 783 505 | 3 773 866 | 3 843 123 | 3 779 123 |           |           |           |           |           |           |           |            |
| Adjusted for seasonal variation(1) -<br>Chiffres désaisonnalisés(1)   | 1983 | 5 267 253    | 5 292 219 | 5 313 978 | 5 313 312 | 5 384 474 | 5 494 332 | 5 601 706 | 5 585 582 | 5 560 397 | 5 669 177 | 5 538 219 | 5 381 309 |            |
| Shipments - Livraisons  | 1984 | 5 645 452    | 5 570 329 | 5 829 507 | 5 821 234 | 5 854 150 | 5 831 159 | 5 713 942 | 5 779 676 | 5 845 740 | 5 774 313 | 5 872 112 | 5 733 281 |            |
|   | 1985 | 5 841 258    | 5 874 665 | 5 887 390 | 6 032 692 | 6 067 505 | 6 100 323 | 6 089 531 | 6 071 908 | 6 096 531 | 6 169 397 | 6 226 663 | 6 310 228 |            |
|   | 1986 | 6 228 635    | 6 279 182 | 5 816 665 | 5 916 788 | 5 773 272 | 5 695 099 | 5 712 000 | 5 698 511 | 5 729 568 | 5 734 828 | 5 702 245 | 5 766 840 |            |
| D 315699  | 1987 | 5 675 316    | 5 697 708 | 5 645 672 | 5 785 016 | 5 805 754 |           |           |           |           |           |           |           |            |
| New orders - Nouvelles commandes  | 1983 | 5 286 825    | 5 298 269 | 5 311 173 | 5 380 897 | 5 337 548 | 5 502 443 | 5 587 713 | 5 605 827 | 5 564 597 | 5 678 070 | 5 525 080 | 5 400 666 |            |
|   | 1984 | 5 624 782    | 5 580 541 | 5 868 596 | 5 821 697 | 5 878 506 | 5 833 224 | 5 715 447 | 5 798 484 | 5 827 772 | 5 771 268 | 5 888 453 | 5 722 229 |            |
|   | 1985 | 5 852 033    | 5 875 789 | 5 871 619 | 6 004 942 | 6 096 570 | 6 088 447 | 6 092 842 | 6 060 957 | 6 140 479 | 6 161 225 | 6 215 013 | 6 296 294 |            |
|   | 1986 | 6 237 775    | 6 253 442 | 5 832 814 | 5 911 504 | 5 758 030 | 5 700 828 | 5 710 590 | 5 655 385 | 5 768 871 | 5 789 531 | 5 737 851 | 5 748 099 |            |
| D 316054  | 1987 | 5 662 066    | 5 688 237 | 5 666 335 | 5 806 638 | 5 800 653 |           |           |           |           |           |           |           |            |
| Unfilled orders - Commandes en carnet   | 1983 | 567 505      | 573 555   | 570 750   | 638 335   | 591 409   | 599 520   | 585 527   | 605 772   | 609 972   | 618 865   | 605 726   | 625 083   |            |
|   | 1984 | 604 413      | 614 625   | 653 714   | 654 177   | 678 533   | 680 598   | 682 103   | 700 911   | 682 943   | 679 898   | 696 239   | 685 187   |            |
|   | 1985 | 695 962      | 697 086   | 681 315   | 653 565   | 682 630   | 670 754   | 674 065   | 663 114   | 707 067   | 698 890   | 687 240   | 673 306   |            |
|   | 1986 | 682 446      | 656 706   | 637 855   | 632 571   | 617 329   | 623 058   | 621 648   | 578 522   | 617 825   | 672 528   | 708 134   | 689 393   |            |
| D 316409  | 1987 | 676 143      | 666 672   | 687 335   | 708 957   | 703 856   |           |           |           |           |           |           |           |            |
| Inventory owned - Total - Des stocks possédés   | 1983 | 8 296 101    | 8 275 468 | 8 204 390 | 8 197 761 | 8 012 316 | 7 826 706 | 7 740 952 | 7 724 099 | 7 846 809 | 7 829 616 | 7 758 575 | 7 781 071 |            |
|   | 1984 | 7 820 074    | 7 934 283 | 8 068 272 | 8 231 467 | 8 359 546 | 8 368 601 | 8 515 104 | 8 461 277 | 8 414 549 | 8 443 970 | 8 388 797 | 8 610 629 |            |
|   | 1985 | 8 678 333    | 8 560 843 | 8 593 269 | 8 544 201 | 8 587 678 | 8 701 063 | 8 770 209 | 8 845 190 | 8 801 407 | 8 770 762 | 8 732 159 | 8 549 089 |            |
|   | 1986 | 8 328 268    | 8 530 171 | 8 024 495 | 7 963 188 | 8 069 049 | 7 986 742 | 7 943 143 | 7 961 704 | 7 919 156 | 7 872 883 | 7 841 381 | 7 755 619 |            |
| D 318184  | 1987 | 7 756 751    | 7 797 884 | 7 814 714 | 8 077 540 | 8 293 493 |           |           |           |           |           |           |           |            |
| Raw materials - Matières premières  | 1983 | 3 370 261    | 3 345 067 | 3 302 186 | 3 296 364 | 3 251 319 | 3 145 722 | 3 161 618 | 3 138 999 | 3 141 432 | 3 090 488 | 3 085 427 | 3 136 935 |            |
|   | 1984 | 3 146 613    | 3 190 785 | 3 274 974 | 3 382 534 | 3 468 547 | 3 395 630 | 3 463 141 | 3 436 026 | 3 413 244 | 3 511 278 | 3 477 480 | 3 488 384 |            |
|   | 1985 | 3 538 184    | 3 521 774 | 3 532 095 | 3 526 353 | 3 539 073 | 3 676 186 | 3 627 148 | 3 621 988 | 3 668 779 | 3 647 222 | 3 731 681 | 3 567 341 |            |
|   | 1986 | 3 483 316    | 3 597 864 | 3 404 415 | 3 265 241 | 3 304 432 | 3 360 332 | 3 297 507 | 3 362 076 | 3 355 755 | 3 297 266 | 3 300 455 | 3 277 760 |            |
| D 317119  | 1987 | 3 242 105    | 3 248 064 | 3 278 929 | 3 328 866 | 3 423 624 |           |           |           |           |           |           |           |            |
| Goods in process - Produits en cours  | 1983 | 1 039 916    | 1 024 726 | 1 039 277 | 1 032 683 | 1 001 374 | 938 066   | 957 502   | 969 277   | 1 005 657 | 971 864   | 968 074   | 968 404   |            |
|   | 1984 | 971 905      | 965 903   | 1 005 885 |           |           |           |           |           |           |           |           |           |            |

TABLE 4. Estimated Value of Shipments, Orders and Inventory in Manufacturing Industries Grouped According to an Economic Use Classification

TABLEAU 4. Valeur estimative des livraisons, commandes et stocks des industries manufacturières groupées d'après la classification économique en fonction de l'utilisation

|   |   | Month - Mois                               |           |           |           |           |           |           |           |           |           |           |           | Total     |           |
|---|---|--|-----------|-----------|-----------|-----------|-----------|-----------|-----------|-----------|-----------|-----------|-----------|-----------|-----------|
|   |   | Jan  | Feb       | March     | April     | May       | June      | July      | Aug       | Sept      | Oct       | Nov       | Dec       |           |           |
|   |   | Janv                                       | Fév       | Mars      | Avril     | Mai       | Jun       | Juill     | Août      |           |           |           | Déc       |           |           |
|   |   | thousands of dollars - milliers de dollars |           |           |           |           |           |           |           |           |           |           |           |           |           |
| Finished products - Produits finis  |   | 1983                                       | 3,885,924 | 3,905,675 | 3,862,927 | 3,868,714 | 3,759,623 | 3,742,918 | 3,621,832 | 3,615,873 | 3,699,720 | 3,767,264 | 3,705,074 | 3,675,697 | ...       |
|   |   | 1984                                       | 3,701,556 | 3,777,595 | 3,787,413 | 3,847,801 | 3,857,686 | 3,957,095 | 4,045,474 | 4,004,782 | 4,006,102 | 3,948,023 | 3,906,522 | 4,075,201 | ...       |
|   |   | 1985                                       | 4,083,950 | 3,987,304 | 4,047,734 | 4,020,628 | 4,027,113 | 4,011,015 | 4,038,898 | 4,085,467 | 4,089,073 | 4,044,160 | 4,011,753 | ...       |           |
|   |   | 1986                                       | 3,888,548 | 3,930,630 | 3,709,206 | 3,786,507 | 3,856,653 | 3,742,229 | 3,727,825 | 3,712,811 | 3,670,327 | 3,682,437 | 3,662,044 | 3,604,324 | ...       |
| D 317879  | 3 | 1987                                       | 3,646,510 | 3,679,021 | 3,651,186 | 3,814,514 | 3,889,988 |           |           |           |           |           |           |           | ...       |
| <b>CONSUMER DURABLE GOODS INDUSTRIES - INDUS-<br/>TRIES DES BIENS DE CONSOMMATION DURABLES:</b> |   |  |           |           |           |           |           |           |           |           |           |           |           |           |           |
| Unadjusted for seasonal variation -<br>Chiffres non désaisonnalisés                             |   | 1983                                       | 447,694   | 490,109   | 562,335   | 534,229   | 557,553   | 625,134   | 579,454   | 592,514   | 687,377   | 650,163   | 631,451   | 577,399   | 6,835,412 |
| Shipments - Livraisons  |   | 1984                                       | 535,747   | 572,043   | 593,632   | 561,174   | 600,159   | 642,612   | 551,183   | 590,507   | 639,433   | 657,725   | 615,470   | 513,033   | 7,072,718 |
|   |   | 1985                                       | 495,292   | 542,238   | 620,318   | 606,042   | 651,450   | 661,829   | 584,617   | 615,455   | 690,538   | 729,276   | 659,851   | 586,320   | 7,443,226 |
|   |   | 1986                                       | 572,258   | 607,654   | 647,776   | 683,983   | 666,899   | 690,926   | 632,789   | 669,866   | 734,114   | 757,635   | 694,068   | 610,202   | 7,968,170 |
| D 315668  |   | 1987                                       | 597,849   | 647,021   | 717,429   | 715,216   | 694,533   |           |           |           |           |           |           |           | ...       |
| New orders - Nouvelles commandes  |   | 1983                                       | 462,083   | 499,536   | 550,793   | 546,985   | 562,723   | 592,688   | 531,069   | 615,612   | 690,470   | 638,536   | 593,740   | 508,699   | ...       |
|   |   | 1984                                       | 548,442   | 577,536   | 574,116   | 540,127   | 588,374   | 633,742   | 538,701   | 620,835   | 609,230   | 656,924   | 604,741   | 523,716   | ...       |
|   |   | 1985                                       | 533,178   | 558,605   | 620,715   | 606,063   | 655,590   | 672,888   | 598,546   | 651,549   | 667,895   | 755,115   | 663,769   | 560,181   | ...       |
|   |   | 1986                                       | 603,531   | 629,544   | 618,105   | 686,726   | 649,361   | 686,369   | 651,924   | 658,982   | 727,342   | 748,525   | 684,069   | 605,040   | ...       |
| D 316023  |   | 1987                                       | 625,697   | 661,562   | 714,561   | 713,620   | 671,072   |           |           |           |           |           |           |           | ...       |
| Unfilled orders - Commandes en carnet   |   | 1983                                       | 463,591   | 473,018   | 461,476   | 474,232   | 479,402   | 446,956   | 448,571   | 471,669   | 474,762   | 463,135   | 425,424   | 406,724   | ...       |
|   |   | 1984                                       | 419,419   | 424,912   | 405,396   | 384,349   | 372,564   | 363,694   | 351,212   | 381,540   | 351,337   | 350,536   | 339,807   | 350,490   | ...       |
|   |   | 1985                                       | 388,376   | 404,743   | 405,140   | 405,161   | 409,301   | 420,360   | 434,289   | 470,383   | 447,740   | 473,579   | 477,497   | 451,358   | ...       |
|   |   | 1986                                       | 482,631   | 504,521   | 474,850   | 477,093   | 459,555   | 454,998   | 474,133   | 463,249   | 456,477   | 447,367   | 437,368   | 432,206   | ...       |
| D 316378  |   | 1987                                       | 460,054   | 474,595   | 471,727   | 470,131   | 446,672   |           |           |           |           |           |           |           | ...       |
| Inventory held - Total - Des stocks<br>détenus  |   | 1983                                       | 1,297,199 | 1,301,959 | 1,355,495 | 1,351,906 | 1,387,530 | 1,390,083 | 1,303,267 | 1,278,841 | 1,278,873 | 1,279,450 | 1,307,063 | 1,348,233 | ...       |
|   |   | 1984                                       | 1,424,505 | 1,473,853 | 1,504,666 | 1,515,970 | 1,555,801 | 1,541,037 | 1,478,959 | 1,464,145 | 1,445,403 | 1,426,340 | 1,403,764 | 1,403,613 | ...       |
|   |   | 1985                                       | 1,457,807 | 1,494,717 | 1,513,980 | 1,525,265 | 1,533,243 | 1,544,621 | 1,491,757 | 1,492,305 | 1,431,636 | 1,390,483 | 1,399,757 | 1,411,973 | ...       |
|   |   | 1986                                       | 1,487,480 | 1,508,694 | 1,520,134 | 1,544,422 | 1,589,660 | 1,569,860 | 1,544,137 | 1,567,230 | 1,530,919 | 1,493,120 | 1,504,010 | 1,519,758 | ...       |
| D 316733  |   | 1987                                       | 1,534,055 | 1,593,879 | 1,639,517 | 1,664,346 | 1,665,356 |           |           |           |           |           |           |           | ...       |
| Raw materials - Matières premières  |   | 1983                                       | 579,507   | 598,092   | 608,199   | 611,882   | 633,385   | 627,270   | 617,878   | 612,890   | 611,784   | 608,359   | 609,672   | 617,958   | ...       |
|   |   | 1984                                       | 660,426   | 656,227   | 665,409   | 667,027   | 678,348   | 673,212   | 667,624   | 670,069   | 656,110   | 647,031   | 616,199   | 639,626   | ...       |
|   |   | 1985                                       | 661,603   | 659,789   | 663,476   | 661,407   | 670,523   | 674,455   | 684,450   | 688,622   | 665,478   | 645,090   | 650,927   | 660,219   | ...       |
|   |   | 1986                                       | 694,755   | 706,141   | 700,756   | 711,455   | 738,507   | 717,889   | 721,117   | 733,362   | 712,452   | 698,994   | 697,710   | 705,870   | ...       |
| D 317088  |   | 1987                                       | 709,885   | 727,038   | 754,531   | 775,884   | 775,181   |           |           |           |           |           |           |           | ...       |
| Goods in process - Produits en cours  |   | 1983                                       | 187,262   | 191,584   | 196,385   | 204,102   | 200,740   | 207,010   | 198,321   | 201,278   | 201,098   | 207,344   | 208,779   | 215,751   | ...       |
|   |   | 1984                                       | 221,697   | 224,108   | 228,988   | 232,840   | 230,486   | 224,866   | 219,735   | 225,506   | 226,392   | 223,793   | 224,262   | 210,460   | ...       |
|   |   | 1985                                       | 216,141   | 222,992   | 225,410   | 228,396   | 224,764   | 233,163   | 221,936   | 230,615   | 222,866   | 216,556   | 220,576   | 219,345   | ...       |
|   |   | 1986                                       | 235,565   | 236,697   | 238,777   | 241,907   | 240,329   | 235,502   | 234,298   | 240,426   | 236,582   | 228,761   | 231,759   | 227,878   | ...       |
| D 317443  |   | 1987                                       | 229,537   | 228,875   | 232,673   | 232,849   | 226,375   |           |           |           |           |           |           |           | ...       |
| Finished products - Produits finis  |   | 1983                                       | 530,430   | 512,283   | 550,911   | 535,922   | 553,405   | 555,803   | 487,068   | 464,673   | 465,991   | 463,747   | 488,612   | 514,524   | ...       |
|   |   | 1984                                       | 542,382   | 593,518   | 610,269   | 616,103   | 646,967   | 642,959   | 591,600   | 568,570   | 562,901   | 555,516   | 563,303   | 553,527   | ...       |
|   |   | 1985                                       | 580,063   | 611,436   | 629,094   | 635,467   | 637,956   | 637,003   | 585,371   | 573,068   | 543,292   | 528,837   | 528,254   | 532,409   | ...       |
|   |   | 1986                                       | 557,160   | 565,856   | 580,601   | 591,060   | 610,824   | 616,469   | 588,722   | 593,442   | 581,885   | 565,365   | 574,541   | 586,010   | ...       |
| D 317798  |   | 1987                                       | 594,633   | 637,966   | 652,313   | 655,613   | 663,800   |           |           |           |           |           |           |           | ...       |
| Adjusted for seasonal variation(1) -<br>Chiffres désaisonnalisés(1)                             |   | 1983                                       | 536,574   | 534,263   | 541,423   | 547,529   | 549,595   | 570,098   | 573,432   | 591,112   | 606,920   | 593,342   | 596,830   | 592,790   | ...       |
| Shipments - Livraisons  |   | 1984                                       | 625,664   | 596,751   | 614,008   | 575,605   | 583,128   | 594,087   | 593,186   | 580,773   | 583,276   | 647,031   | 583,165   | 587,617   | ...       |
|   |   | 1985                                       | 569,284   | 589,750   | 618,191   | 617,513   | 629,545   | 618,552   | 622,424   | 620,599   | 624,929   | 642,062   | 636,585   | 655,300   | ...       |
|   |   | 1986                                       | 652,466   | 660,542   | 671,568   | 667,700   | 661,148   | 638,240   | 668,501   | 674,786   | 661,874   | 662,906   | 678,244   | 676,111   | ...       |
| D 315700  | 2 | 1987                                       | 699,142   | 703,108   | 706,285   | 722,090   | 687,986   |           |           |           |           |           |           |           | ...       |
| New orders - Nouvelles commandes  |   | 1983                                       | 525,058   | 529,980   | 549,005   | 559,283   | 570,293   | 535,337   | 575,774   | 594,380   | 627,940   | 570,983   | 572,729   | 579,621   | ...       |
|   |   | 1984                                       | 614,511   | 590,334   | 580,097   | 555,731   | 583,209   | 584,124   | 580,766   | 595,502   | 566,029   | 575,020   | 582,483   | 604,082   | ...       |
|   |   | 1985                                       | 585,790   | 594,171   | 625,486   | 621,011   | 644,610   | 630,560   | 637,180   | 635,233   | 618,406   | 660,636   | 655,845   | 635,972   | ...       |
|   |   | 1986                                       | 654,719   | 667,833   | 656,659   | 676,312   | 654,639   | 635,306   | 688,882   | 640,727   | 670,955   | 647,674   | 682,592   | 678,130   | ...       |
| D 316055  | 5 | 1987                                       | 697,919   | 703,927   | 717,017   | 728,121   | 674,593   |           |           |           |           |           |           |           | ...       |
| Unfilled orders - Commandes en carnet   |   | 1983                                       | 453,834   | 449,551   | 457,133   | 468,887   | 489,585   | 454,824   | 457,166   | 460,434   | 481,454   | 459,095   | 434,994   | 421,825   | ...       |
|   |   | 1984                                       | 410,672   | 404,255   | 400,154   | 380,280   | 380,361   | 370,398   | 357,978   | 372,707   | 355,460   | 348,168   | 347,486   | 363,956   | ...       |
|   |   | 1985                                       | 380,462   | 384,883   | 398,368   | 401,866   | 416,931   | 438,939   | 443,694   | 458,329   | 451,806   | 470,380   | 489,640   | 470,312   | ...       |
|   |   | 1986                                       | 472,565   | 479,856   | 464,947   | 474,059   | 467,550   | 464,616   | 484,997   | 450,938   | 460,019   | 444,787   | 449,135   | 451,154   | ...       |
| D 316410  | 3 | 1987                                       | 449,931   | 450,750   | 461,482   | 467,513   | 454,120   |           |           |           |           |           |           |           | ...       |
| Inventory held - Total - Des stocks<br>détenus  |   | 1983                                       | 1,307,810 | 1,281,592 | 1,314,185 | 1,304,733 | 1,319,261 | 1,279,748 | 1,297,875 | 1,285,202 | 1,320,065 | 1,342,178 | 1,373,511 | 1,410,035 | ...       |
|   |   | 1984                                       | 1,435,875 | 1,450,231 | 1,458,925 | 1,461,940 | 1,477,343 | 1,474,842 | 1,472,945 | 1,471,863 | 1,497,190 | 1,500,097 | 1,476,148 | 1,467,006 | ...       |
|   |   | 1985                                       | 1,470,757 | 1,469,486 | 1,468,042 | 1,471,374 | 1,454,983 | 1,479,502 | 1,486,417 | 1,499,617 | 1,475,185 | 1,462,824 | 1,471,189 | 1,474,383 | ...       |
|   |   | 1986                                       | 1,500,678 | 1,484,847 | 1,479,323 | 1,488,543 | 1,510,637 | 1,506,143 | 1,538,801 | 1,574,106 | 1,576,181 | 1,571,793 | 1,581,084 | 1,587,080 | ...       |
| D 316765  | 1 | 1987                                       | 1,548,564 | 1,567,435 | 1,591,393 | 1,607,909 | 1,580,888 |           |           |           |           |           |           |           | ...       |
| Raw materials - Matières premières  |   | 1983                                       | 574,623   | 594,525   | 600,157   | 602,721   | 615,295   | 613,827   | 611,034   | 600,990   | 620,659   | 628,081   | 638,400   | 640,106   | ...       |
|   |   | 1984                                       | 654,990   | 652,119   | 656,870   | 657,799   | 657,888   | 650,099   | 656,737   | 665,561   | 668,697   | 644,879   | 662,776   | 667,276   | ...       |
|   |   | 1985                                       | 656,092   | 655,333   | 655,414   | 652,468   | 649,669   | 661,360   | 676,401   | 675,186   | 674,859   | 666,879   | 680,815   | 683,      |           |



TABLE 4. Estimated Value of Shipments, Orders and Inventory in Manufacturing Industries Grouped According to an Economic Use Classification

TABLEAU 4. Valeur estimative des livraisons, commandes et stocks des industries manufacturières groupées d'après la classification économique en fonction de l'utilisation

|  |   | Month - Mois                               |            |            |            |            |            |            |            |            |            |            |            | Total      |            |
|--|---|--|------------|------------|------------|------------|------------|------------|------------|------------|------------|------------|------------|------------|------------|
|  |   | Jan  | Feb        | March      | April      | May        | June       | July       | Aug        | Sept       | Oct        | Nov        | Dec.       |            |            |
|  |   | Janv                                       | Fév        | Mars       | Avril      | Mar        | Jun        | Juill      | Août       | Sept       | Oct        | Nov        | Déc.       |            |            |
|  |   | thousands of dollars - milliers de dollars |            |            |            |            |            |            |            |            |            |            |            |            |            |
| Finished products = Produits finis                                 |   | 1983                                       | 543.919    | 496.928    | 521.153    | 505.873    | 507.432    | 512.970    | 486.436    | 484.034    | 495.103    | 501.131    | 521.854    | 547.482    |            |
|  |   | 1984                                       | 556.632    | 575.672    | 577.469    | 580.627    | 593.820    | 594.177    | 590.891    | 591.571    | 597.116    | 601.013    | 602.270    | 1.856.176  |            |
|  |   | 1985                                       | 596.098    | 592.821    | 591.833    | 598.927    | 585.388    | 588.673    | 585.430    | 595.891    | 575.095    | 573.017    | 565.159    | 564.351    |            |
|  |   | 1986                                       | 573.151    | 548.470    | 549.916    | 556.868    | 560.543    | 569.802    | 589.134    | 616.819    | 615.296    | 612.928    | 614.877    | 620.773    |            |
| D 317830   | 2 | 1987                                       | 611.825    | 618.544    | 618.189    | 617.571    | 609.214    |            |            |            |            |            |            |            |            |
| <b>CAPITAL GOODS INDUSTRIES - INDUSTRIES DES BIENS DE CAPITAL:</b> |   |  |            |            |            |            |            |            |            |            |            |            |            |            |            |
| Unadjusted for seasonal variation - Chiffres non saisonnalisés     |   | 1983                                       | 1.355.237  | 1.250.194  | 1.496.417  | 1.309.532  | 1.340.367  | 1.491.260  | 1.181.752  | 1.204.417  | 1.425.419  | 1.349.527  | 1.476.029  | 1.541.585  | 16.221.731 |
| Shipments = Livraisons   |   | 1984                                       | 1.352.904  | 1.454.639  | 1.689.980  | 1.520.603  | 1.570.250  | 1.699.372  | 1.410.267  | 1.536.016  | 1.681.779  | 1.704.112  | 1.826.020  | 1.856.176  | 19.302.118 |
|  |   | 1985                                       | 1.496.314  | 1.653.663  | 1.974.189  | 1.832.232  | 1.807.146  | 1.966.694  | 1.669.205  | 1.700.150  | 1.930.256  | 1.874.581  | 1.960.576  | 2.074.366  | 21.939.372 |
|  |   | 1986                                       | 1.757.650  | 1.801.225  | 2.023.730  | 1.901.797  | 1.918.887  | 2.033.431  | 1.768.574  | 1.798.617  | 1.996.712  | 1.935.320  | 1.946.615  | 2.119.773  | 23.002.281 |
| D 315669   |   | 1987                                       | 1.836.395  | 1.862.845  | 2.125.006  | 2.052.534  | 2.038.550  |            |            |            |            |            |            |            |            |
| New orders - Nouvelles commandes                                   |   | 1983                                       | 1.313.379  | 1.337.156  | 1.291.525  | 1.271.249  | 1.396.381  | 1.405.985  | 1.131.407  | 1.572.293  | 5.221.429  | 1.363.871  | 1.606.707  | 1.428.607  |            |
|  |   | 1984                                       | 1.553.839  | 1.619.488  | 1.775.791  | 1.590.374  | 1.991.634  | 1.798.127  | 1.349.778  | 1.719.803  | 1.592.070  | 1.656.532  | 1.712.434  | 1.878.743  |            |
|  |   | 1985                                       | 1.750.595  | 1.393.702  | 2.561.066  | 1.709.754  | 1.832.815  | 2.085.110  | 1.557.971  | 1.975.545  | 1.888.125  | 1.776.964  | 1.836.882  | 1.980.778  |            |
|  |   | 1986                                       | 1.920.739  | 1.789.041  | 1.997.348  | 1.804.347  | 1.881.224  | 1.879.218  | 1.704.723  | 1.625.291  | 1.964.379  | 1.857.429  | 1.738.383  | 1.854.965  |            |
| D 316024   |   | 1987                                       | 1.875.574  | 1.742.450  | 1.949.763  | 1.980.682  | 2.274.605  |            |            |            |            |            |            |            |            |
| Unfilled orders - Commandes en carnet                              |   | 1983                                       | 9.864.469  | 9.951.431  | 9.746.544  | 9.708.261  | 9.764.275  | 9.679.000  | 9.628.655  | 9.996.531  | 13.792.541 | 13.806.885 | 13.937.563 | 13.824.589 |            |
|  |   | 1984                                       | 14.025.525 | 14.190.374 | 14.276.185 | 14.345.956 | 14.767.340 | 14.866.095 | 14.805.606 | 14.989.393 | 14.899.684 | 14.852.104 | 14.738.518 | 14.761.885 |            |
|  |   | 1985                                       | 15.015.366 | 14.755.405 | 15.342.282 | 15.219.804 | 15.245.473 | 15.363.889 | 15.252.655 | 15.528.050 | 15.485.919 | 15.388.302 | 15.264.608 | 15.170.500 |            |
|  |   | 1986                                       | 15.333.589 | 15.321.405 | 15.295.023 | 15.197.573 | 15.159.910 | 15.005.697 | 14.941.846 | 14.768.520 | 14.736.187 | 14.658.296 | 14.450.064 | 14.185.504 |            |
| D 316379   |   | 1987                                       | 14.224.483 | 14.104.088 | 13.928.845 | 13.856.993 | 14.043.048 |            |            |            |            |            |            |            |            |
| Inventory owned - Total - Des stocks possédés                      |   | 1983                                       | 4.976.975  | 4.949.967  | 4.924.134  | 4.885.938  | 4.788.504  | 4.720.327  | 4.595.557  | 4.576.375  | 4.602.030  | 4.603.498  | 4.603.276  | 4.578.576  |            |
|  |   | 1984                                       | 4.695.795  | 4.841.674  | 4.910.438  | 5.018.383  | 5.124.027  | 5.061.324  | 5.078.083  | 5.109.714  | 5.138.102  | 5.235.561  | 5.188.087  | 5.202.740  |            |
|  |   | 1985                                       | 5.229.317  | 5.279.099  | 5.291.359  | 5.351.170  | 5.498.369  | 5.558.571  | 5.561.272  | 5.572.632  | 5.687.280  | 5.727.894  | 5.651.499  | 5.646.561  |            |
|  |   | 1986                                       | 5.593.339  | 5.691.451  | 5.617.040  | 5.709.067  | 5.749.070  | 5.737.559  | 5.741.430  | 5.756.148  | 5.698.123  | 5.727.389  | 5.715.775  | 5.674.828  |            |
| D 318154   |   | 1987                                       | 5.708.698  | 5.727.369  | 5.703.941  | 5.698.437  | 5.800.534  |            |            |            |            |            |            |            |            |
| Inventory held but not owned - Stocks détenus mais non possédés    |   | 1983                                       | 779.907    | 800.085    | 783.689    | 825.165    | 885.109    | 910.381    | 943.841    | 984.519    | 943.211    | 980.959    | 978.498    | 922.276    |            |
|  |   | 1984                                       | 917.661    | 892.099    | 908.882    | 934.408    | 870.692    | 875.490    | 873.916    | 939.123    | 987.973    | 1.039.109  | 1.125.005  | 1.070.110  |            |
|  |   | 1985                                       | 1.137.541  | 1.149.783  | 1.136.359  | 1.150.023  | 1.179.948  | 1.185.675  | 1.217.453  | 1.208.316  | 1.257.810  | 1.303.619  | 1.338.416  | 1.351.886  |            |
|  |   | 1986                                       | 1.424.189  | 1.415.663  | 1.509.363  | 1.542.659  | 1.557.592  | 1.539.674  | 1.594.301  | 1.521.816  | 1.559.881  | 1.557.042  | 1.521.153  | 1.414.434  |            |
| D 318224   |   | 1987                                       | 1.453.679  | 1.463.245  | 1.458.081  | 1.426.123  | 1.405.459  |            |            |            |            |            |            |            |            |
| Inventory held - Total - Des stocks détenus                        |   | 1983                                       | 5.756.882  | 5.750.052  | 5.707.823  | 5.711.103  | 5.673.613  | 5.630.708  | 5.539.398  | 5.560.894  | 5.545.241  | 5.584.457  | 5.581.774  | 5.501.417  |            |
|  |   | 1984                                       | 5.613.456  | 5.733.773  | 5.819.320  | 5.952.791  | 5.994.719  | 5.936.814  | 5.951.999  | 6.048.837  | 6.126.075  | 6.274.670  | 6.313.092  | 6.272.350  |            |
|  |   | 1985                                       | 6.366.858  | 6.428.882  | 6.427.718  | 6.501.193  | 6.678.317  | 6.744.246  | 6.778.625  | 6.780.948  | 6.945.090  | 7.031.513  | 6.989.915  | 6.997.759  |            |
|  |   | 1986                                       | 7.017.528  | 7.107.114  | 7.126.403  | 7.251.726  | 7.306.662  | 7.277.733  | 7.335.731  | 7.277.964  | 7.298.004  | 7.284.431  | 7.236.928  | 7.088.457  |            |
| D 316734   |   | 1987                                       | 7.162.377  | 7.190.614  | 7.162.022  | 7.124.560  | 7.205.993  |            |            |            |            |            |            |            |            |
| Raw materials - Matières premières                                 |   | 1983                                       | 2.160.385  | 2.133.042  | 2.130.202  | 2.117.902  | 2.083.792  | 2.012.198  | 1.987.195  | 1.989.503  | 2.003.648  | 2.018.628  | 2.014.808  | 2.010.406  |            |
|  |   | 1984                                       | 2.088.939  | 2.088.906  | 2.111.412  | 2.218.035  | 2.252.884  | 2.235.649  | 2.258.813  | 2.309.263  | 2.282.730  | 2.221.350  | 2.310.329  | 2.320.411  |            |
|  |   | 1985                                       | 2.214.447  | 2.240.383  | 2.240.538  | 2.286.325  | 2.388.040  | 2.327.251  | 2.328.532  | 2.264.194  | 2.310.288  | 2.284.625  | 2.242.199  | 2.320.411  |            |
|  |   | 1986                                       | 2.274.571  | 2.274.448  | 2.294.529  | 2.311.030  | 2.353.181  | 2.366.375  | 2.375.963  | 2.369.371  | 2.335.014  | 2.328.815  | 2.314.532  | 2.337.440  |            |
| D 317089   |   | 1987                                       | 2.297.910  | 2.295.895  | 2.287.724  | 2.295.624  | 2.372.740  |            |            |            |            |            |            |            |            |
| Goods in process - Produits en cours                               |   | 1983                                       | 2.552.598  | 2.560.120  | 2.551.810  | 2.557.004  | 2.577.391  | 2.573.383  | 2.555.210  | 2.583.589  | 2.561.096  | 2.560.906  | 2.551.096  | 2.474.525  |            |
|  |   | 1984                                       | 2.529.456  | 2.618.966  | 2.685.119  | 2.684.473  | 2.674.210  | 2.622.781  | 2.609.429  | 2.696.880  | 2.810.696  | 2.915.401  | 3.001.472  | 2.918.887  |            |
|  |   | 1985                                       | 3.033.069  | 3.074.743  | 3.045.195  | 3.070.661  | 3.189.730  | 3.207.334  | 3.211.808  | 3.289.574  | 3.327.869  | 3.439.452  | 3.437.029  | 3.397.608  |            |
|  |   | 1986                                       | 3.481.756  | 3.555.777  | 3.571.497  | 3.661.203  | 3.696.788  | 3.645.919  | 3.682.916  | 3.641.820  | 3.663.452  | 3.692.146  | 3.660.867  | 3.518.394  |            |
| D 317444   |   | 1987                                       | 3.600.992  | 3.608.396  | 3.620.634  | 3.600.388  | 3.587.892  |            |            |            |            |            |            |            |            |
| Finished products - Produits finis                                 |   | 1983                                       | 1.043.899  | 1.056.890  | 1.025.811  | 1.036.197  | 1.062.430  | 1.045.127  | 996.993    | 987.802    | 980.497    | 1.004.923  | 1.015.874  | 1.016.572  |            |
|  |   | 1984                                       | 995.061    | 1.025.901  | 1.022.789  | 1.050.283  | 1.067.625  | 1.078.384  | 1.083.757  | 1.042.794  | 1.047.186  | 1.076.539  | 1.090.270  | 1.047.723  |            |
|  |   | 1985                                       | 1.119.342  | 1.113.756  | 1.141.985  | 1.144.207  | 1.200.547  | 1.209.661  | 1.238.285  | 1.227.180  | 1.262.333  | 1.307.436  | 1.310.687  | 1.281.740  |            |
|  |   | 1986                                       | 1.261.201  | 1.276.889  | 1.260.377  | 1.279.493  | 1.256.693  | 1.264.939  | 1.276.852  | 1.266.773  | 1.259.538  | 1.263.470  | 1.261.529  | 1.240.868  |            |
| D 317799   |   | 1987                                       | 1.263.475  | 1.286.323  | 1.253.664  | 1.228.548  | 1.245.861  |            |            |            |            |            |            |            |            |
| Adjusted for seasonal variation(1) - Chiffres désaisonnalisés(1)   |   | 1983                                       | 1.297.566  | 1.326.979  | 1.331.952  | 1.317.299  | 1.340.806  | 1.383.933  | 1.335.014  | 1.327.845  | 1.356.077  | 1.367.399  | 1.411.506  | 1.419.679  |            |
| Shipments = Livraisons   |   | 1984                                       | 1.497.577  | 1.490.961  | 1.516.416  | 1.539.956  | 1.550.821  | 1.588.431  | 1.586.932  | 1.667.597  | 1.648.974  | 1.704.453  | 1.729.841  | 1.745.340  |            |
|  |   | 1985                                       | 1.624.365  | 1.752.279  | 1.804.473  | 1.833.699  | 1.784.155  | 1.859.514  | 1.867.218  | 1.846.015  | 1.885.555  | 1.864.959  | 1.888.858  | 1.920.626  |            |
|  |   | 1986                                       | 1.892.526  | 1.907.238  | 1.879.107  | 1.895.538  | 1.914.144  | 1.909.616  | 1.957.464  | 1.971.468  | 1.934.787  | 1.922.050  | 1.903.128  | 1.949.229  |            |
| D 315701   | 2 | 1987                                       | 1.989.168  | 1.972.692  | 1.954.751  | 2.036.427  | 2.061.991  |            |            |            |            |            |            |            |            |
| New orders - Nouvelles commandes                                   |   | 1983                                       | 1.390.942  | 1.479.953  | 1.167.538  | 1.356.474  | 1.414.278  | 1.381.536  | 1.245.782  | 1.583.266  | 5.004.841  | 1.293.853  | 1.440.824  | 1.561.319  |            |
|  |   | 1984                                       | 1.600.995  | 1.763.488  | 1.643.361  | 1.738.750  | 2.006.411  | 1.797.136  | 1.470.159  | 1.681.116  | 1.382.282  | 1.555.611  | 1.539.647  | 2.015.554  |            |
|  |   | 1985                                       | 1.772.641  | 1.617.420  | 2.425.340  | 1.877.432  | 1.810.109  | 2.089.984  | 1.720.801  | 1.924.823  | 1.656.966  | 1.670.565  | 1.734.539  | 2.018.431  |            |
|  |   | 1986                                       | 1.959.752  | 2.045.024  | 1.863.445  | 1.987.205  | 1.863.622  | 1.849.404  | 1.880.130  | 1.586.024  | 1.731.103  | 1.753      |            |            |            |



TABLE 4. Estimated Value of Shipments, Orders and Inventory in Manufacturing Industries Grouped According to an Economic Use Classification

TABLEAU 4. Valeur estimative des livraisons, commandes et stocks des industries manufacturières groupées d'après la classification économique en fonction de l'utilisation

|  |      | Month - Mois                               |           |           |           |           |           |           |           |           |           |           |           | Total      |
|--|------|--|-----------|-----------|-----------|-----------|-----------|-----------|-----------|-----------|-----------|-----------|-----------|------------|
|  |      | Jan  | Feb.      | March     | April     | May       | June      | July      | Aug.      | Sept.     | Oct.      | Nov.      | Dec.      |            |
|  |      | Janv.                                      | Fév.      | Mars      | Avril     | Mar.      | Jun.      | Juill.    | Août      | Sept.     | Oct.      | Nov.      | Déc.      |            |
|  |      | thousands of dollars - milliers de dollars |           |           |           |           |           |           |           |           |           |           |           |            |
| Inventory held but not owned - Stocks détenus mais non possédés  | 1983 | 789,060                                    | 817,187   | 785,653   | 879,478   | 888,485   | 917,815   | 923,433   | 989,069   | 941,610   | 953,776   | 961,385   | 942,671   |            |
|  | 1984 | 926,182                                    | 904,766   | 912,807   | 939,292   | 873,400   | 883,085   | 854,936   | 945,362   | 983,841   | 1,010,905 | 1,104,896 | 1,095,526 |            |
|  | 1985 | 1,144,753                                  | 1,166,700 | 1,141,840 | 1,158,013 | 1,182,431 | 1,194,394 | 1,193,366 | 1,216,466 | 1,248,695 | 1,272,320 | 1,317,559 | 1,385,884 |            |
|  | 1986 | 1,429,622                                  | 1,434,600 | 1,516,779 | 1,554,160 | 1,560,557 | 1,550,372 | 1,564,421 | 1,532,389 | 1,545,508 | 1,522,482 | 1,490,888 | 1,452,638 |            |
| D 318232   | 2    | 1,456,738                                  | 1,483,119 | 1,468,212 | 1,437,045 | 1,407,993 |           |           |           |           |           |           |           |            |
| Inventory held - Total - Des stocks détenus  | 1983 | 5,875,974                                  | 5,837,184 | 5,746,479 | 5,695,842 | 5,622,719 | 5,597,499 | 5,510,536 | 5,514,671 | 5,480,525 | 5,511,268 | 5,574,904 | 5,590,343 |            |
|  | 1984 | 5,724,695                                  | 5,817,524 | 5,868,954 | 5,939,386 | 5,942,275 | 5,902,893 | 5,913,029 | 5,999,641 | 6,056,697 | 6,191,966 | 6,302,655 | 6,378,213 |            |
|  | 1985 | 6,490,014                                  | 6,519,289 | 6,494,448 | 6,487,438 | 6,620,970 | 6,708,447 | 6,732,404 | 6,724,687 | 6,868,295 | 6,930,212 | 6,971,984 | 7,119,461 |            |
|  | 1986 | 7,148,964                                  | 7,202,698 | 7,214,754 | 7,240,302 | 7,245,368 | 7,241,661 | 7,283,680 | 7,215,299 | 7,176,210 | 7,174,179 | 7,218,173 | 7,212,217 |            |
| D 316766   | 1    | 7,294,812                                  | 7,284,027 | 7,256,625 | 7,113,535 | 7,144,724 |           |           |           |           |           |           |           |            |
| Raw materials - Matières premières   | 1983 | 2,178,247                                  | 2,154,588 | 2,133,402 | 2,093,202 | 2,053,806 | 2,006,580 | 1,980,264 | 1,973,126 | 2,003,448 | 2,024,905 | 2,058,868 | 2,002,096 |            |
|  | 1984 | 2,106,847                                  | 2,108,941 | 2,116,916 | 2,196,074 | 2,221,998 | 2,225,191 | 2,246,681 | 2,290,936 | 2,269,782 | 2,291,668 | 2,266,684 | 2,301,333 |            |
|  | 1985 | 2,234,107                                  | 2,261,871 | 2,249,536 | 2,263,464 | 2,257,786 | 2,314,751 | 2,314,184 | 2,246,001 | 2,313,990 | 2,293,570 | 2,285,859 | 2,308,407 |            |
|  | 1986 | 2,296,850                                  | 2,296,031 | 2,306,573 | 2,288,602 | 2,322,982 | 2,352,028 | 2,359,447 | 2,349,634 | 2,340,162 | 2,337,933 | 2,358,879 | 2,323,730 |            |
| D 317121   | 2    | 2,322,764                                  | 2,317,447 | 2,300,607 | 2,273,570 | 2,342,259 |           |           |           |           |           |           |           |            |
| Goods in process - Produits en cours   | 1983 | 2,634,260                                  | 2,625,495 | 2,579,410 | 2,568,305 | 2,525,371 | 2,567,990 | 2,541,486 | 2,538,904 | 2,484,571 | 2,484,146 | 2,506,727 | 2,564,817 |            |
|  | 1984 | 2,605,269                                  | 2,683,092 | 2,721,312 | 2,696,066 | 2,669,672 | 2,619,114 | 2,592,577 | 2,651,962 | 2,728,831 | 2,827,193 | 2,951,880 | 3,025,112 |            |
|  | 1985 | 3,117,555                                  | 3,144,552 | 3,094,081 | 3,083,303 | 3,181,776 | 3,202,850 | 3,193,287 | 3,234,586 | 3,278,061 | 3,335,711 | 3,383,902 | 3,514,871 |            |
|  | 1986 | 3,570,666                                  | 3,631,308 | 3,638,074 | 3,675,907 | 3,684,996 | 3,641,913 | 3,662,771 | 3,581,296 | 3,562,630 | 3,580,436 | 3,606,410 | 3,634,452 |            |
| D 317476   | 1    | 3,688,029                                  | 3,681,285 | 3,693,771 | 3,614,847 | 3,575,378 |           |           |           |           |           |           |           |            |
| Finished products - Produits finis   | 1983 | 1,063,467                                  | 1,057,101 | 1,033,667 | 1,034,335 | 1,043,542 | 1,022,929 | 988,786   | 1,002,641 | 992,506   | 1,002,217 | 1,009,309 | 1,023,430 |            |
|  | 1984 | 1,012,579                                  | 1,025,491 | 1,030,726 | 1,047,246 | 1,050,605 | 1,058,588 | 1,073,771 | 1,056,743 | 1,058,084 | 1,073,105 | 1,084,091 | 1,051,768 |            |
|  | 1985 | 1,138,352                                  | 1,112,866 | 1,150,731 | 1,140,671 | 1,181,408 | 1,190,846 | 1,224,933 | 1,244,100 | 1,276,244 | 1,300,931 | 1,302,223 | 1,296,181 |            |
|  | 1986 | 1,281,448                                  | 1,275,359 | 1,270,157 | 1,275,793 | 1,237,390 | 1,247,720 | 1,261,462 | 1,284,369 | 1,273,418 | 1,255,810 | 1,252,884 | 1,254,035 |            |
| D 317831   | 1    | 1,284,019                                  | 1,285,295 | 1,262,247 | 1,225,118 | 1,227,087 |           |           |           |           |           |           |           |            |
| <b>CONSTRUCTION MATERIALS AND COMPONENTS - INDUSTRIES - INDUSTRIES DES MATERIAUX ET DES ELEMENTS DE CONSTRUCTION</b> |      |  |           |           |           |           |           |           |           |           |           |           |           |            |
| Adjusted for seasonal variation - chiffres non-désaisonnalisés   | 1983 | 959,755                                    | 1,027,068 | 1,218,351 | 1,176,470 | 1,290,966 | 1,458,190 | 1,237,240 | 1,357,278 | 1,398,970 | 1,349,790 | 1,317,936 | 1,114,536 | 14,906,550 |
| Shipments - Livraisons   | 1984 | 1,056,041                                  | 1,151,889 | 1,267,115 | 1,268,378 | 1,424,350 | 1,518,212 | 1,372,286 | 1,469,047 | 1,473,552 | 1,528,880 | 1,430,223 | 1,159,229 | 16,083,202 |
|  | 1985 | 1,132,700                                  | 1,204,459 | 1,364,449 | 1,407,365 | 1,601,704 | 1,693,178 | 1,534,774 | 1,582,239 | 1,681,707 | 1,730,247 | 1,568,149 | 1,338,501 | 17,839,472 |
|  | 1986 | 1,322,226                                  | 1,364,461 | 1,509,657 | 1,629,084 | 1,665,013 | 1,740,541 | 1,692,405 | 1,669,952 | 1,797,333 | 1,839,875 | 1,644,632 | 1,513,963 | 19,389,142 |
| D 315670   | 1987 | 1,436,219                                  | 1,541,123 | 1,702,002 | 1,787,130 | 1,905,679 |           |           |           |           |           |           |           |            |
| New orders - Nouvelles commandes   | 1983 | 1,017,481                                  | 1,056,765 | 1,315,477 | 1,122,409 | 1,338,460 | 1,318,381 | 1,200,426 | 1,395,613 | 1,327,255 | 1,358,061 | 1,238,319 | 997,737   |            |
|  | 1984 | 1,161,381                                  | 1,260,562 | 1,327,787 | 1,294,318 | 1,490,629 | 1,523,337 | 1,375,112 | 1,529,469 | 1,343,238 | 1,707,031 | 1,398,629 | 1,072,611 |            |
|  | 1985 | 1,191,063                                  | 1,242,177 | 1,349,336 | 1,401,361 | 1,680,174 | 1,711,457 | 1,559,544 | 1,642,634 | 1,729,712 | 1,749,484 | 1,466,057 | 1,348,133 |            |
|  | 1986 | 1,352,965                                  | 1,643,492 | 1,552,337 | 1,661,890 | 1,811,127 | 1,799,857 | 1,740,932 | 1,744,522 | 1,770,502 | 1,798,495 | 1,572,533 | 1,521,650 |            |
| D 316075   | 1987 | 1,427,943                                  | 1,728,124 | 1,767,821 | 1,825,790 | 1,957,004 |           |           |           |           |           |           |           |            |
| Unfilled orders - Commandes en carnet  | 1983 | 2,424,305                                  | 2,454,002 | 2,551,128 | 2,497,067 | 2,544,561 | 2,404,752 | 2,367,938 | 2,406,273 | 2,334,558 | 2,342,829 | 2,263,212 | 2,146,413 |            |
|  | 1984 | 2,251,751                                  | 2,360,426 | 2,421,098 | 2,447,038 | 2,513,313 | 2,518,438 | 2,521,264 | 2,581,686 | 2,487,372 | 2,665,523 | 2,633,929 | 2,547,311 |            |
|  | 1985 | 2,605,674                                  | 2,643,392 | 2,628,779 | 2,622,275 | 2,700,745 | 2,718,024 | 2,743,794 | 2,804,189 | 2,652,194 | 2,671,431 | 2,569,339 | 2,578,971 |            |
|  | 1986 | 2,609,710                                  | 2,888,741 | 2,931,421 | 2,964,227 | 3,110,341 | 3,169,657 | 3,218,184 | 3,292,754 | 3,265,923 | 3,224,943 | 3,152,444 | 3,160,131 |            |
| D 316380   | 1987 | 3,151,855                                  | 3,338,856 | 3,404,675 | 3,443,335 | 3,494,660 |           |           |           |           |           |           |           |            |
| Inventory owned - Total - Des stocks possédés  | 1983 | 2,512,059                                  | 2,627,961 | 2,615,502 | 2,651,917 | 2,624,553 | 2,636,645 | 2,576,410 | 2,610,189 | 2,586,897 | 2,559,453 | 2,555,144 | 2,542,088 |            |
|  | 1984 | 2,604,914                                  | 2,664,264 | 2,733,808 | 2,766,764 | 2,809,562 | 2,772,156 | 2,730,039 | 2,702,036 | 2,816,532 | 2,649,771 | 2,676,974 | 2,659,016 |            |
|  | 1985 | 2,702,356                                  | 2,839,272 | 2,869,934 | 2,917,274 | 2,873,279 | 2,871,151 | 2,859,817 | 2,854,222 | 2,846,555 | 2,884,306 | 2,781,863 | 2,790,351 |            |
|  | 1986 | 2,838,057                                  | 2,946,103 | 2,988,711 | 3,052,395 | 3,033,795 | 3,046,791 | 3,007,440 | 2,959,295 | 2,964,616 | 2,906,908 | 2,910,668 | 2,888,785 |            |
| D 318155   | 1987 | 2,942,031                                  | 3,001,597 | 3,054,569 | 3,086,921 | 3,104,576 |           |           |           |           |           |           |           |            |
| Inventory held but not owned - Stocks détenus mais non possédés  | 1983 | 303,866                                    | 327,625   | 316,789   | 339,884   | 368,122   | 356,091   | 406,150   | 430,289   | 438,724   | 448,701   | 394,508   | 251,099   |            |
|  | 1984 | 258,237                                    | 243,846   | 243,409   | 258,369   | 263,724   | 268,176   | 276,292   | 285,263   | 275,448   | 296,385   | 273,472   | 258,642   |            |
|  | 1985 | 253,118                                    | 244,104   | 248,089   | 267,586   | 278,969   | 290,214   | 296,293   | 294,491   | 297,649   | 234,056   | 230,884   | 206,904   |            |
|  | 1986 | 233,379                                    | 229,096   | 238,601   | 256,766   | 264,724   | 245,208   | 253,445   | 248,539   | 247,300   | 242,409   | 237,579   | 234,618   |            |
| D 318225   | 1987 | 242,125                                    | 241,642   | 257,124   | 269,326   | 277,679   |           |           |           |           |           |           |           |            |
| Inventory held - Total - Des stocks détenus  | 1983 | 2,815,925                                  | 2,955,586 | 2,932,291 | 2,991,801 | 2,992,675 | 2,992,736 | 2,982,560 | 3,040,478 | 3,025,616 | 3,008,154 | 2,949,652 | 2,793,187 |            |
|  | 1984 | 2,863,151                                  | 2,908,110 | 2,976,857 | 3,025,133 | 3,073,286 | 3,040,332 | 3,006,331 | 2,987,299 | 2,956,980 | 2,946,156 | 2,910,446 | 2,917,658 |            |
|  | 1985 | 2,955,474                                  | 3,083,376 | 3,118,023 | 3,184,860 | 3,152,248 | 3,161,365 | 3,156,505 | 3,148,713 | 3,144,204 | 3,118,362 | 3,012,747 | 2,992,255 |            |
|  | 1986 | 3,071,436                                  | 3,175,199 | 3,227,312 | 3,309,161 | 3,298,519 | 3,291,999 | 3,260,885 | 3,207,834 | 3,211,916 | 3,149,317 | 3,148,247 | 3,123,403 |            |
| D 316735   | 1987 | 3,184,156                                  | 3,243,239 | 3,311,693 | 3,356,247 | 3,382,255 |           |           |           |           |           |           |           |            |
| Raw materials - Matières premières   | 1983 | 1,210,683                                  | 1,239,563 | 1,227,331 | 1,227,581 | 1,237,622 | 1,274,253 | 1,280,660 | 1,304,311 | 1,286,827 | 1,262,736 | 1,257,139 | 1,246,931 |            |
|  | 1984 | 1,258,837                                  | 1,275,593 | 1,311,008 | 1,308,810 | 1,332,015 | 1,322,166 | 1,334,703 | 1,337,240 | 1,340,645 | 1,316,051 | 1,303,301 | 1,321,275 |            |
|  | 1985 | 1,312,024                                  | 1,353,046 | 1,363,572 | 1,368,890 | 1,364,644 | 1,378,314 | 1,395,458 | 1,387,891 | 1,374,247 | 1,371,186 | 1,350,994 | 1,346,535 |            |
|  | 1986 | 1,357,056                                  | 1,399,288 | 1,420,532 | 1,437,572 | 1,430,675 | 1,442,326 | 1,450,780 | 1,444,964 | 1,430,761 | 1,408,537 | 1,400,830 | 1,400,018 |            |
| D 317090   | 1987 | 1,429,762                                  | 1,461,376 | 1,486,777 | 1,487,379 | 1,507,836 |           |           |           |           |           |           |           |            |
| Goods in process - Produits en cours   | 1983 | 765,085                                    | 824,091   | 811,442   | 857,530   | 857,681   | 834,899   | 856,610   | 892,671   |           |           |           |           |            |

TABLE 4. Estimated Value of Shipments, Orders and Inventory in Manufacturing Industries Grouped According to an Economic Use Classification

TABLEAU 4. Valeur estimative des livraisons, commandes et stocks des industries manufacturières groupées d'après la classification économique en fonction de l'utilisation

|  |    | Month - Mois |           |           |           |           |           |           |           |           |           |           |           | Total     |            |            |
|--|----|--------------|-----------|-----------|-----------|-----------|-----------|-----------|-----------|-----------|-----------|-----------|-----------|-----------|------------|------------|
|  |    | Jan          | Feb       | March     | April     | May       | June      | July      | Aug       | Sept      | Oct       | Nov       | Dec       |           |            |            |
|  |    | Janv.        | Fév.      | Mars      | Avril     | Mar       | Juin      | Juill.    | Août      | Sept.     | Oct.      | Nov.      | Déc.      |           |            |            |
| Thousands of dollars - milliers de dollars   |    |              |           |           |           |           |           |           |           |           |           |           |           |           |            |            |
| Adjusted for seasonal variation(1) -<br>Chiffres désaisonnalisés(1):   |    |              |           |           |           |           |           |           |           |           |           |           |           |           |            |            |
| Shipments - Livraisons   |    |              |           |           |           |           |           |           |           |           |           |           |           |           |            |            |
| D 315702   | 2  | 1983         | 1,196,498 | 1,197,073 | 1,216,213 | 1,233,268 | 1,221,441 | 1,234,810 | 1,254,473 | 1,253,755 | 1,264,278 | 1,260,471 | 1,276,807 | 1,307,382 | 1,307,382  | 1,307,382  |
|  |    | 1984         | 1,303,337 | 1,277,369 | 1,297,713 | 1,315,582 | 1,316,197 | 1,329,580 | 1,362,354 | 1,358,893 | 1,346,257 | 1,375,425 | 1,397,989 | 1,367,454 | 1,367,454  | 1,367,454  |
|  |    | 1985         | 1,361,776 | 1,400,268 | 1,436,218 | 1,439,548 | 1,478,537 | 1,503,418 | 1,479,826 | 1,500,509 | 1,539,877 | 1,560,174 | 1,557,982 | 1,566,179 | 1,566,179  | 1,566,179  |
|  |    | 1986         | 1,582,636 | 1,583,544 | 1,629,066 | 1,608,444 | 1,575,886 | 1,506,798 | 1,638,553 | 1,621,504 | 1,628,024 | 1,652,533 | 1,658,848 | 1,722,643 | 1,722,643  | 1,722,643  |
|  |    | 1987         | 1,762,033 | 1,786,311 | 1,762,272 | 1,803,773 | 1,847,082 |           |           |           |           |           |           |           |            |            |
| New orders - Nouvelles commandes   |    |              |           |           |           |           |           |           |           |           |           |           |           |           |            |            |
| D 316057   | 10 | 1983         | 1,204,712 | 1,157,464 | 1,263,053 | 1,178,702 | 1,217,352 | 1,131,805 | 1,222,960 | 1,279,390 | 1,267,558 | 1,242,908 | 1,264,611 | 1,244,100 | 1,244,100  | 1,244,100  |
|  |    | 1984         | 1,374,321 | 1,313,567 | 1,313,300 | 1,344,274 | 1,329,327 | 1,364,335 | 1,372,146 | 1,403,121 | 1,330,189 | 1,534,345 | 1,440,173 | 1,339,024 | 1,339,024  | 1,339,024  |
|  |    | 1985         | 1,391,597 | 1,339,414 | 1,378,693 | 1,441,817 | 1,494,691 | 1,552,710 | 1,517,252 | 1,534,374 | 1,495,470 | 1,562,608 | 1,536,174 | 1,628,029 | 1,628,029  | 1,628,029  |
|  |    | 1986         | 1,594,347 | 1,753,310 | 1,631,246 | 1,651,540 | 1,647,621 | 1,597,219 | 1,705,179 | 1,660,496 | 1,706,704 | 1,597,792 | 1,687,712 | 1,787,703 | 1,787,703  | 1,787,703  |
|  |    | 1987         | 1,734,705 | 1,833,815 | 1,787,278 | 1,893,746 | 1,814,874 |           |           |           |           |           |           |           |            |            |
| Unfilled orders - Commandes en carnet  |    |              |           |           |           |           |           |           |           |           |           |           |           |           |            |            |
| D 316412   | 2  | 1983         | 2,510,412 | 2,470,803 | 2,517,643 | 2,463,077 | 2,458,998 | 2,355,993 | 2,324,470 | 2,350,105 | 2,351,385 | 2,335,822 | 2,323,626 | 2,265,344 | 2,265,344  | 2,265,344  |
|  |    | 1984         | 2,336,328 | 2,327,526 | 2,388,613 | 2,417,305 | 2,430,435 | 2,465,190 | 2,474,982 | 2,519,210 | 2,503,142 | 2,662,062 | 2,709,246 | 2,680,816 | 2,680,816  | 2,680,816  |
|  |    | 1985         | 2,711,137 | 2,650,283 | 2,592,758 | 2,595,027 | 2,611,181 | 2,659,973 | 2,697,399 | 2,731,264 | 2,666,862 | 2,669,296 | 2,647,438 | 2,709,288 | 2,709,288  | 2,709,288  |
|  |    | 1986         | 2,720,999 | 2,890,765 | 2,892,945 | 2,936,041 | 3,007,776 | 3,098,697 | 3,165,373 | 3,204,315 | 3,282,995 | 3,223,254 | 3,251,618 | 3,316,678 | 3,316,678  | 3,316,678  |
|  |    | 1987         | 3,289,350 | 3,336,854 | 3,362,310 | 3,412,283 | 3,380,075 |           |           |           |           |           |           |           |            |            |
| Inventory owned - Total - Des stocks possédés  |    |              |           |           |           |           |           |           |           |           |           |           |           |           |            |            |
| D 318187   | 2  | 1983         | 2,580,585 | 2,617,237 | 2,562,414 | 2,561,722 | 2,554,691 | 2,577,285 | 2,557,986 | 2,613,154 | 2,603,617 | 2,607,271 | 2,639,161 | 2,654,431 | 2,654,431  | 2,654,431  |
|  |    | 1984         | 2,676,723 | 2,653,002 | 2,680,393 | 2,670,054 | 2,733,161 | 2,703,320 | 2,701,611 | 2,698,868 | 2,697,845 | 2,698,599 | 2,725,242 | 2,776,382 | 2,776,382  | 2,776,382  |
|  |    | 1985         | 2,774,498 | 2,824,960 | 2,814,049 | 2,816,607 | 2,794,852 | 2,799,412 | 2,831,505 | 2,850,268 | 2,862,194 | 2,933,063 | 2,874,885 | 2,920,039 | 2,920,039  | 2,920,039  |
|  |    | 1986         | 2,914,171 | 2,932,117 | 2,936,390 | 2,950,978 | 2,950,769 | 2,969,352 | 2,974,436 | 2,951,969 | 2,977,702 | 2,964,102 | 3,008,893 | 3,022,200 | 3,022,200  | 3,022,200  |
|  |    | 1987         | 3,020,666 | 2,986,522 | 3,002,096 | 2,985,715 | 3,022,226 |           |           |           |           |           |           |           |            |            |
| Inventory held but not owned - Stocks détenus mais non possédés  |    |              |           |           |           |           |           |           |           |           |           |           |           |           |            |            |
| D 318233   | 4  | 1983         | 347,925   | 357,552   | 344,973   | 347,636   | 359,881   | 346,561   | 373,334   | 389,331   | 404,578   | 414,849   | 390,641   | 286,088   | 286,088    | 286,088    |
|  |    | 1984         | 289,082   | 268,139   | 264,471   | 263,293   | 256,641   | 261,075   | 254,015   | 258,484   | 253,425   | 275,502   | 272,817   | 293,311   | 293,311    | 293,311    |
|  |    | 1985         | 281,555   | 271,046   | 269,223   | 271,633   | 270,581   | 281,871   | 273,227   | 266,797   | 273,022   | 271,605   | 233,169   | 233,315   | 233,315    | 233,315    |
|  |    | 1986         | 258,305   | 256,489   | 258,254   | 259,937   | 256,292   | 237,582   | 234,064   | 225,228   | 226,839   | 225,476   | 241,639   | 263,645   | 263,645    | 263,645    |
|  |    | 1987         | 267,010   | 271,386   | 277,702   | 272,294   | 268,574   |           |           |           |           |           |           |           |            |            |
| Inventory held - Total - Des stocks détenus  |    |              |           |           |           |           |           |           |           |           |           |           |           |           |            |            |
| D 316767   | 3  | 1983         | 2,923,510 | 2,974,789 | 2,907,387 | 2,909,358 | 2,914,572 | 2,923,846 | 2,931,320 | 3,002,485 | 3,008,195 | 3,022,070 | 3,029,802 | 2,940,519 | 2,940,519  | 2,940,519  |
|  |    | 1984         | 2,965,805 | 2,921,141 | 2,944,864 | 2,933,347 | 2,989,802 | 2,964,395 | 2,955,626 | 2,957,352 | 2,951,270 | 2,974,101 | 2,998,059 | 3,069,693 | 3,069,693  | 3,069,693  |
|  |    | 1985         | 3,056,053 | 3,096,006 | 3,083,272 | 3,088,240 | 3,065,433 | 3,081,283 | 3,104,732 | 3,117,065 | 3,135,216 | 3,150,668 | 3,108,054 | 3,153,354 | 3,153,354  | 3,153,354  |
|  |    | 1986         | 3,172,476 | 3,188,606 | 3,194,644 | 3,210,915 | 3,207,061 | 3,206,934 | 3,208,500 | 3,177,197 | 3,204,541 | 3,189,578 | 3,250,532 | 3,285,845 | 3,285,845  | 3,285,845  |
|  |    | 1987         | 3,287,676 | 3,257,908 | 3,279,798 | 3,258,009 | 3,290,800 |           |           |           |           |           |           |           |            |            |
| Raw materials - Matières premières   |    |              |           |           |           |           |           |           |           |           |           |           |           |           |            |            |
| D 317122   | 1  | 1983         | 1,241,217 | 1,244,042 | 1,212,898 | 1,213,145 | 1,224,156 | 1,251,845 | 1,250,767 | 1,286,049 | 1,279,279 | 1,277,814 | 1,290,830 | 1,286,557 | 1,286,557  | 1,286,557  |
|  |    | 1984         | 1,290,321 | 1,279,431 | 1,296,872 | 1,292,524 | 1,317,913 | 1,299,043 | 1,303,676 | 1,317,867 | 1,333,312 | 1,331,766 | 1,337,817 | 1,363,526 | 1,363,526  | 1,363,526  |
|  |    | 1985         | 1,344,425 | 1,356,845 | 1,349,670 | 1,352,124 | 1,350,464 | 1,353,544 | 1,366,707 | 1,366,594 | 1,387,981 | 1,386,204 | 1,389,756 | 1,389,756 | 1,389,756  | 1,389,756  |
|  |    | 1986         | 1,390,141 | 1,402,795 | 1,407,164 | 1,419,964 | 1,415,809 | 1,416,406 | 1,418,440 | 1,422,209 | 1,422,652 | 1,425,933 | 1,437,191 | 1,444,956 | 1,444,956  | 1,444,956  |
|  |    | 1987         | 1,464,920 | 1,464,745 | 1,473,077 | 1,469,161 | 1,492,316 |           |           |           |           |           |           |           |            |            |
| Goods in process - Produits en cours   |    |              |           |           |           |           |           |           |           |           |           |           |           |           |            |            |
| D 317477   | 2  | 1983         | 817,311   | 854,069   | 841,570   | 853,094   | 843,759   | 832,651   | 840,638   | 859,660   | 856,966   | 847,306   | 814,721   | 739,033   | 739,033    | 739,033    |
|  |    | 1984         | 735,251   | 712,097   | 710,548   | 687,205   | 697,929   | 700,975   | 686,333   | 679,370   | 657,113   | 686,747   | 694,722   | 708,970   | 708,970    | 708,970    |
|  |    | 1985         | 713,677   | 720,238   | 710,954   | 709,145   | 707,050   | 719,986   | 724,845   | 727,846   | 727,478   | 720,069   | 683,615   | 722,297   | 722,297    | 722,297    |
|  |    | 1986         | 740,422   | 738,919   | 745,678   | 748,006   | 729,336   | 710,951   | 701,103   | 693,547   | 688,276   | 664,851   | 705,537   | 759,442   | 759,442    | 759,442    |
|  |    | 1987         | 761,926   | 761,785   | 765,671   | 749,638   | 758,487   |           |           |           |           |           |           |           |            |            |
| Finished products - Produits finis   |    |              |           |           |           |           |           |           |           |           |           |           |           |           |            |            |
| D 317832   | 1  | 1983         | 864,982   | 876,678   | 852,919   | 843,119   | 846,657   | 839,350   | 839,915   | 856,776   | 871,950   | 896,950   | 924,251   | 914,929   | 914,929    | 914,929    |
|  |    | 1984         | 940,233   | 929,613   | 937,444   | 953,618   | 973,960   | 964,427   | 965,617   | 960,115   | 960,845   | 956,088   | 965,520   | 997,197   | 997,197    | 997,197    |
|  |    | 1985         | 1,344,425 | 1,018,973 | 1,022,648 | 1,026,971 | 1,007,919 | 1,007,753 | 1,015,936 | 1,022,512 | 1,041,144 | 1,047,618 | 1,038,235 | 1,041,301 | 1,041,301  | 1,041,301  |
|  |    | 1986         | 1,041,913 | 1,046,892 | 1,041,802 | 1,042,945 | 1,061,916 | 1,079,577 | 1,088,957 | 1,061,441 | 1,093,613 | 1,098,794 | 1,107,804 | 1,081,447 | 1,081,447  | 1,081,447  |
|  |    | 1987         | 1,060,830 | 1,031,378 | 1,041,050 | 1,039,710 | 1,039,997 |           |           |           |           |           |           |           |            |            |
| <b>INTERMEDIATE GOODS INDUSTRIES (except construction) - INDUSTRIES DES PRODUITS INTERMÉDIAIRES (sauf construction):</b> |    |              |           |           |           |           |           |           |           |           |           |           |           |           |            |            |
| Unadjusted for seasonal variation -<br>Chiffres non désaisonnalisés:   |    |              |           |           |           |           |           |           |           |           |           |           |           |           |            |            |
| Shipments - Livraisons   |    |              |           |           |           |           |           |           |           |           |           |           |           |           |            |            |
| D 315671   |    | 1983         | 4,161,326 | 4,335,528 | 5,188,250 | 4,905,835 | 5,208,546 | 5,274,184 | 4,305,870 | 4,892,585 | 5,356,013 | 5,357,620 | 5,494,033 | 4,720,021 | 59,199,811 | 67,157,051 |
|  |    | 1984         | 5,183,498 | 5,341,725 | 5,963,056 | 5,444,260 | 6,144,013 | 6,001,268 | 5,169,556 | 5,481,125 | 5,596,068 | 5,893,281 | 5,774,926 | 5,059,775 | 70,166,142 | 72,443,979 |
|  |    | 1985         | 5,549,483 | 5,417,911 | 6,034,452 | 6,011,027 | 6,416,893 | 6,083,135 | 5,443,850 | 5,688,119 | 6,023,066 | 6,286,641 | 5,928,394 | 5,283,171 | 70,166,142 | 72,443,979 |
|  |    | 1986         | 5,877,917 | 5,824,023 | 6,101,681 | 6,421,455 | 6,479,059 | 6,292,789 | 5,712,712 | 5,625,391 | 6,136,193 | 6,397,515 | 5,986,947 | 5,6       |            |            |



TABLE 4. Estimated Value of Shipments, Orders and Inventory in Manufacturing Industries Grouped According to an Economic Use Classification

TABLEAU 4. Valeur estimative des livraisons, commandes et stocks des industries manufacturières groupées d'après la classification économique en fonction de l'utilisation

|  |      | Month - Mois |            |            |            |            |            |            |            |            |            |            |            | Total      |
|--|------|--------------|------------|------------|------------|------------|------------|------------|------------|------------|------------|------------|------------|------------|
|  |      | Jan          | Feb        | March      | April      | May        | June       | July       | Aug        | Sept       | Oct        | Nov        | Dec        |            |
|  |      | Janv         | Fév        | Mars       | Avril      | Mar        | Jun        | Juili      | Août       | Sept       | Oct        | Nov        | Déc        |            |
| thousands of dollars - milliers de dollars   |      |              |            |            |            |            |            |            |            |            |            |            |            |            |
| Goods in process - Produits en cours   | 1983 | 1,605,974    | 1,572,059  | 1,584,508  | 1,574,730  | 1,578,584  | 1,531,076  | 1,529,584  | 1,573,386  | 1,579,601  | 1,597,997  | 1,619,931  | 1,641,037  |            |
|  | 1984 | 1,677,817    | 1,715,396  | 1,746,436  | 1,761,909  | 1,771,255  | 1,761,942  | 1,746,675  | 1,767,738  | 1,778,089  | 1,773,790  | 1,776,546  | 1,828,532  |            |
|  | 1985 | 1,843,749    | 1,850,719  | 1,867,510  | 1,877,889  | 1,852,588  | 1,847,896  | 1,805,302  | 1,822,196  | 1,798,502  | 1,827,063  | 1,840,182  | 1,920,212  |            |
|  | 1986 | 1,905,959    | 1,918,035  | 1,906,889  | 1,937,733  | 1,891,197  | 1,867,719  | 1,886,238  | 1,890,554  | 1,898,523  | 1,878,851  | 1,875,348  | 1,851,814  |            |
| D 317446   | 1987 | 1,851,293    | 1,889,507  | 1,866,826  | 1,877,338  | 1,896,753  |            |            |            |            |            |            |            |            |
| Finished products - Produits finis   | 1983 | 3,601,851    | 3,660,694  | 3,650,883  | 3,598,883  | 3,513,558  | 3,399,693  | 3,323,935  | 3,256,994  | 3,274,845  | 3,258,352  | 3,312,370  | 3,486,894  |            |
|  | 1984 | 3,547,471    | 3,624,247  | 3,695,772  | 3,705,319  | 3,565,977  | 3,527,182  | 3,467,907  | 3,443,204  | 3,435,515  | 3,511,993  | 3,600,713  | 3,689,667  |            |
|  | 1985 | 3,757,859    | 3,864,526  | 3,945,683  | 3,918,973  | 3,798,631  | 3,745,910  | 3,670,665  | 3,640,319  | 3,621,797  | 3,614,735  | 3,691,260  | 3,743,107  |            |
|  | 1986 | 3,799,516    | 3,917,882  | 3,991,831  | 4,011,624  | 3,961,987  | 3,900,543  | 3,793,391  | 3,695,108  | 3,659,605  | 3,646,823  | 3,716,572  | 3,715,114  |            |
| D 317801   | 1987 | 3,751,355    | 3,766,934  | 3,794,729  | 3,807,741  | 3,783,536  |            |            |            |            |            |            |            |            |
| Adjusted for seasonal variation(1) -<br>Chiffres désaisonnalisés(1):<br>Shipments - Livraisons | 1983 | 4,478,675    | 4,571,509  | 4,650,259  | 4,813,975  | 4,814,638  | 4,855,477  | 4,857,071  | 4,993,007  | 5,203,980  | 5,313,369  | 5,365,357  | 5,368,450  |            |
|  | 1984 | 5,460,871    | 5,375,957  | 5,527,644  | 5,443,705  | 5,537,382  | 5,666,103  | 5,690,855  | 5,628,582  | 5,611,898  | 5,597,581  | 5,726,151  | 5,844,881  |            |
|  | 1985 | 5,703,064    | 5,682,516  | 5,715,705  | 5,753,510  | 5,840,481  | 5,826,061  | 5,846,738  | 5,963,953  | 5,986,909  | 5,948,977  | 5,959,133  | 5,964,650  |            |
|  | 1986 | 6,053,971    | 6,091,995  | 5,964,078  | 5,933,104  | 6,009,291  | 5,962,613  | 6,093,244  | 6,000,878  | 5,963,300  | 6,114,224  | 6,096,370  | 6,236,852  |            |
| D 315703   | 1987 | 6,126,836    | 6,280,073  | 6,206,502  | 6,268,710  | 6,247,277  |            |            |            |            |            |            |            |            |
| New orders - Nouvelles commandes   | 1983 | 4,515,033    | 4,660,062  | 4,705,619  | 4,921,937  | 4,908,584  | 4,759,720  | 5,078,451  | 5,076,803  | 5,220,480  | 5,284,420  | 5,451,994  | 5,419,744  |            |
|  | 1984 | 5,544,475    | 5,373,404  | 5,592,810  | 5,400,471  | 5,514,104  | 5,817,315  | 5,554,189  | 5,794,543  | 5,653,445  | 5,621,299  | 5,634,549  | 5,951,680  |            |
|  | 1985 | 5,665,505    | 5,668,680  | 5,627,506  | 5,769,033  | 6,027,943  | 5,724,232  | 5,969,229  | 5,974,771  | 6,016,395  | 6,058,645  | 6,027,073  | 5,909,215  |            |
|  | 1986 | 6,091,608    | 6,139,221  | 5,993,022  | 5,957,233  | 5,980,361  | 5,817,069  | 6,038,743  | 5,956,177  | 6,015,907  | 6,196,853  | 6,234,554  | 6,421,960  |            |
| D 316058   | 1987 | 5,822,762    | 6,326,531  | 6,252,435  | 6,778,459  | 6,325,435  |            |            |            |            |            |            |            |            |
| Unfilled orders - Commandes en carnet  | 1983 | 2,724,736    | 2,813,289  | 2,868,649  | 2,976,611  | 3,070,557  | 2,974,800  | 3,196,180  | 3,279,976  | 3,296,476  | 3,267,527  | 3,354,164  | 3,405,458  |            |
|  | 1984 | 3,489,062    | 3,486,509  | 3,551,675  | 3,508,441  | 3,485,163  | 3,636,375  | 3,499,709  | 3,665,670  | 3,707,217  | 3,730,935  | 3,639,333  | 3,746,132  |            |
|  | 1985 | 3,708,573    | 3,694,737  | 3,606,538  | 3,622,061  | 3,809,523  | 3,707,694  | 3,830,185  | 3,841,003  | 3,870,489  | 3,980,157  | 4,048,097  | 3,992,662  |            |
|  | 1986 | 4,030,299    | 4,077,525  | 4,106,469  | 4,130,598  | 4,101,668  | 3,956,124  | 3,901,623  | 3,856,922  | 3,909,529  | 3,992,158  | 4,130,342  | 4,315,450  |            |
| D 316413   | 1987 | 4,011,376    | 4,057,834  | 4,103,767  | 4,113,516  | 4,191,674  |            |            |            |            |            |            |            |            |
| Inventory held - Total - Des stocks<br>detenus   | 1983 | 9,147,455    | 9,111,147  | 9,036,736  | 8,923,026  | 9,080,668  | 8,893,664  | 8,891,346  | 8,952,141  | 8,961,669  | 9,073,494  | 9,183,490  | 9,393,725  |            |
|  | 1984 | 9,404,603    | 9,439,530  | 9,497,227  | 9,592,810  | 9,669,550  | 9,737,876  | 9,806,984  | 9,882,200  | 9,922,870  | 10,026,858 | 10,000,337 | 10,076,799 |            |
|  | 1985 | 9,920,942    | 9,915,708  | 10,065,811 | 10,022,705 | 9,962,450  | 10,048,008 | 10,018,365 | 10,050,634 | 10,035,381 | 10,025,603 | 10,065,548 | 10,148,368 |            |
|  | 1986 | 10,160,065   | 10,207,577 | 10,184,413 | 10,214,844 | 10,241,456 | 10,289,381 | 10,302,773 | 10,251,100 | 10,228,245 | 10,217,989 | 10,216,530 | 10,121,211 |            |
| D 316768   | 1987 | 10,038,038   | 9,983,217  | 9,898,308  | 9,924,888  | 10,081,907 |            |            |            |            |            |            |            |            |
| Raw materials - Matières premières   | 1983 | 3,991,803    | 4,011,583  | 4,013,783  | 3,949,779  | 4,076,818  | 3,949,675  | 3,937,618  | 3,989,794  | 3,962,550  | 4,068,608  | 4,140,780  | 4,239,196  |            |
|  | 1984 | 4,230,729    | 4,236,643  | 4,267,877  | 4,332,717  | 4,472,774  | 4,436,300  | 4,489,900  | 4,528,586  | 4,554,034  | 4,577,824  | 4,511,985  | 4,478,281  |            |
|  | 1985 | 4,374,404    | 4,350,556  | 4,473,659  | 4,444,308  | 4,404,068  | 4,443,042  | 4,437,345  | 4,438,051  | 4,447,654  | 4,411,748  | 4,429,751  | 4,454,821  |            |
|  | 1986 | 4,508,689    | 4,522,535  | 4,504,508  | 4,489,364  | 4,481,907  | 4,511,500  | 4,516,111  | 4,513,533  | 4,498,124  | 4,516,570  | 4,525,031  | 4,524,811  |            |
| D 317123   | 1987 | 4,486,694    | 4,477,661  | 4,443,448  | 4,452,420  | 4,490,327  |            |            |            |            |            |            |            |            |
| Goods in process - Produits en cours   | 1983 | 1,602,129    | 1,550,660  | 1,558,788  | 1,544,156  | 1,565,590  | 1,542,595  | 1,549,103  | 1,579,863  | 1,588,177  | 1,614,301  | 1,646,104  | 1,650,113  |            |
|  | 1984 | 1,672,965    | 1,692,380  | 1,718,595  | 1,725,670  | 1,758,244  | 1,776,509  | 1,767,174  | 1,775,887  | 1,787,563  | 1,792,612  | 1,802,868  | 1,840,310  |            |
|  | 1985 | 1,837,270    | 1,825,167  | 1,839,005  | 1,840,346  | 1,837,517  | 1,862,798  | 1,827,784  | 1,830,433  | 1,807,540  | 1,848,506  | 1,865,743  | 1,932,386  |            |
|  | 1986 | 1,899,879    | 1,890,621  | 1,878,573  | 1,898,690  | 1,875,679  | 1,882,402  | 1,909,921  | 1,899,291  | 1,907,680  | 1,902,749  | 1,900,626  | 1,863,367  |            |
| D 317478   | 1987 | 1,845,204    | 1,862,134  | 1,840,144  | 1,840,167  | 1,881,140  |            |            |            |            |            |            |            |            |
| Finished products - Produits finis   | 1983 | 3,553,523    | 3,548,904  | 3,464,165  | 3,429,141  | 3,438,260  | 3,461,394  | 3,404,625  | 3,382,484  | 3,410,942  | 3,390,585  | 3,396,606  | 3,504,416  |            |
|  | 1984 | 3,500,909    | 3,510,507  | 3,510,755  | 3,533,250  | 3,488,532  | 3,525,067  | 3,549,910  | 3,577,727  | 3,581,273  | 3,656,422  | 3,685,479  | 3,708,270  |            |
|  | 1985 | 3,709,268    | 3,739,985  | 3,753,147  | 3,738,051  | 3,770,865  | 3,742,368  | 3,753,236  | 3,782,150  | 3,780,187  | 3,765,349  | 3,770,054  | 3,761,161  |            |
|  | 1986 | 3,751,497    | 3,789,421  | 3,801,382  | 3,876,790  | 3,883,920  | 3,895,479  | 3,876,741  | 3,838,276  | 3,822,441  | 3,799,170  | 3,790,873  | 3,733,033  |            |
| D 317833   | 1987 | 3,706,140    | 3,643,422  | 3,614,716  | 3,632,301  | 3,710,440  |            |            |            |            |            |            |            |            |
| <b>EXPORT ORIENTED INDUSTRIES - INDUSTRIES<br/>ORIENTÉES VERS L'EXPORTATION:</b>               |      |              |            |            |            |            |            |            |            |            |            |            |            |            |
| Unadjusted for seasonal variation -<br>Chiffres non désaisonnalisés:<br>Shipments - Livraisons | 1983 | 2,748,778    | 2,846,207  | 3,310,425  | 3,287,439  | 3,700,604  | 3,865,357  | 2,905,532  | 2,969,717  | 3,580,135  | 3,874,615  | 3,894,246  | 3,901,175  | 40,488,220 |
|  | 1984 | 3,978,560    | 3,900,290  | 4,319,904  | 4,105,154  | 4,495,125  | 4,488,602  | 3,551,210  | 4,071,182  | 4,027,992  | 4,436,118  | 4,443,293  | 3,745,192  | 49,462,622 |
|  | 1985 | 4,276,062    | 4,168,098  | 4,570,825  | 4,529,280  | 4,875,166  | 4,742,294  | 4,035,289  | 4,271,420  | 4,662,039  | 4,987,174  | 4,837,721  | 4,256,414  | 54,211,832 |
|  | 1986 | 4,759,610    | 4,533,214  | 5,025,987  | 5,398,196  | 5,230,237  | 5,167,858  | 4,183,361  | 4,002,649  | 4,681,129  | 5,120,848  | 4,613,251  | 4,382,204  | 57,098,539 |
| D 315672   | 1987 | 4,648,846    | 4,821,766  | 5,139,164  | 4,827,437  | 4,812,729  |            |            |            |            |            |            |            |            |
| New orders - Nouvelles commandes   | 1983 | 2,855,731    | 2,850,960  | 3,319,709  | 3,267,507  | 3,742,947  | 3,861,736  | 2,944,311  | 2,963,105  | 3,614,196  | 3,905,494  | 3,915,770  | 3,532,856  |            |
|  | 1984 | 4,016,248    | 3,953,835  | 4,410,722  | 4,145,962  | 4,523,582  | 4,461,099  | 3,519,923  | 4,028,848  | 4,029,049  | 4,510,447  | 4,348,617  | 3,765,812  |            |
|  | 1985 | 4,234,830    | 4,182,801  | 4,554,457  | 4,481,773  | 4,860,147  | 4,711,911  | 4,035,516  | 4,228,667  | 4,680,331  | 4,985,283  | 4,867,135  | 4,210,876  |            |
|  | 1986 | 4,788,245    | 4,509,661  | 5,045,554  | 5,401,648  | 5,219,817  | 5,174,030  | 4,205,252  | 3,986,389  | 4,665,638  | 5,141,994  | 4,617,425  | 4,406,559  |            |
| D 316027   | 1987 | 4,640,521    | 4,839,486  | 5,152,186  | 4,824,657  | 4,864,316  |            |            |            |            |            |            |            |            |
| Unfilled orders - Commandes en carnet  | 1983 | 852,031      | 856,784    | 866,068    | 846,136    | 888,479    | 884,858    | 923,637    | 917,025    | 951,086    | 981,965    | 1,004,499  | 1,036,180  |            |
|  | 1984 | 1,073,868    | 1,127,413  | 1,128,231  | 1,259,039  | 1,287,496  | 1,259,993  | 1,228,706  | 1,186,372  | 1,187,429  | 1,261,758  | 1,267,082  | 1,287,722  |            |
|  | 1985 | 1,246,490    | 1,261,193  | 1,244,825  | 1,197,318  | 1,182,299  | 1,151,916  | 1,152,143  | 1,109,390  | 1,127,682  | 1,125,791  | 1,155,155  | 1,109,617  |            |
|  | 1986 | 1,138,252    | 1,114,699  | 1,134,271  | 1,137,723  | 1,127,303  | 1,133,475  | 1,155,366  | 1,139,106  | 1,173,615  | 1,144,761  | 1,148,935  | 1,173,290  |            |
| D 316382   | 1987 | 1,164,965    | 1,182,685  | 1,195,707  | 1,192,927  | 1,244      |            |            |            |            |            |            |            |            |



TABLE 4. Estimated Value of Shipments, Orders and Inventory in Manufacturing Industries Grouped According to an Economic Use Classification

TABLEAU 4. Valeur estimative des livraisons, commandes et stocks des industries manufacturières groupées d'après la classification économique en fonction de l'utilisation

|   |   | Month - Mois                               |           |           |           |           |           |           |           |           |           |           |           | Total     |
|---|---|--|-----------|-----------|-----------|-----------|-----------|-----------|-----------|-----------|-----------|-----------|-----------|-----------|
|   |   | Jan  | Feb       | March     | April     | May       | June      | July      | Aug       | Sept      | Oct       | Nov       | Dec       |           |
|   |   | Janv                                       | Fév       | Mars      | Avril     | Mar       | Jun       | Juil      | Août      | Sept      | Oct       | Nov       | Déc       |           |
|   |   | thousands of dollars - milliers de dollars |           |           |           |           |           |           |           |           |           |           |           |           |
| Goods in process - Produits en cours  |   | 1983                                       | 1,618,712 | 1,605,376 | 1,589,439 | 1,592,938 | 1,488,083 | 1,446,421 | 1,488,558 | 1,556,031 | 1,578,097 | 1,642,599 | 1,674,183 | 1,754,347 |
|   |   | 1984                                       | 1,845,582 | 1,809,444 | 1,828,758 | 1,764,525 | 1,670,146 | 1,659,193 | 1,626,029 | 1,693,614 | 1,787,317 | 1,809,265 | 1,745,003 | 1,826,079 |
|   |   | 1985                                       | 1,823,251 | 1,885,422 | 1,889,210 | 1,819,924 | 1,688,130 | 1,686,987 | 1,692,427 | 1,786,938 | 1,752,504 | 1,741,956 | 1,804,332 | 1,862,451 |
|   |   | 1986                                       | 1,898,917 | 1,902,036 | 1,921,895 | 1,784,179 | 1,740,432 | 1,711,978 | 1,635,827 | 1,708,517 | 1,749,822 | 1,760,133 | 1,841,007 | 1,879,846 |
| D 317447  |   | 1987                                       | 1,925,311 | 1,924,442 | 1,864,042 | 1,784,591 | 1,693,170 |           |           |           |           |           |           |           |
| finished products - Produits finis  |   | 1983                                       | 1,503,445 | 1,557,507 | 1,559,639 | 1,548,574 | 1,522,838 | 1,450,106 | 1,450,037 | 1,563,633 | 1,532,295 | 1,565,612 | 1,533,230 | 1,464,543 |
|   |   | 1984                                       | 1,489,292 | 1,455,752 | 1,464,742 | 1,497,930 | 1,522,560 | 1,479,547 | 1,501,208 | 1,502,661 | 1,483,697 | 1,488,295 | 1,458,604 | 1,397,186 |
|   |   | 1985                                       | 1,574,307 | 1,549,269 | 1,583,794 | 1,558,349 | 1,566,682 | 1,468,540 | 1,441,552 | 1,580,187 | 1,589,164 | 1,656,701 | 1,653,675 | 1,519,451 |
|   |   | 1986                                       | 1,563,979 | 1,650,869 | 1,600,090 | 1,600,857 | 1,562,256 | 1,500,562 | 1,457,088 | 1,432,700 | 1,460,552 | 1,513,217 | 1,511,929 | 1,418,766 |
| D 317802  |   | 1987                                       | 1,578,141 | 1,532,852 | 1,523,710 | 1,601,925 | 1,558,678 |           |           |           |           |           |           |           |
| Adjusted for seasonal variation (1) -<br>Chiffres désaisonnalisés (1)   |   | 1983                                       | 2,850,502 | 2,988,008 | 3,009,120 | 3,222,517 | 3,375,054 | 3,364,724 | 3,482,095 | 3,066,089 | 3,573,668 | 3,831,706 | 3,856,676 | 4,004,075 |
| Shipments - Livraisons  |   | 1984                                       | 4,070,587 | 3,886,340 | 4,039,377 | 3,965,958 | 3,993,491 | 4,075,272 | 4,118,274 | 4,243,001 | 4,219,050 | 4,171,859 | 4,296,444 | 4,334,778 |
|   |   | 1985                                       | 4,779,837 | 4,358,071 | 4,388,066 | 4,316,678 | 4,307,014 | 4,411,117 | 4,518,411 | 4,670,931 | 4,723,788 | 4,715,898 | 4,895,025 | 4,823,583 |
|   |   | 1986                                       | 4,760,357 | 4,724,649 | 5,014,493 | 4,915,626 | 4,722,861 | 4,650,318 | 4,702,281 | 4,456,384 | 4,672,859 | 4,820,552 | 4,750,146 | 4,805,332 |
| D 315704  | 3 | 1987                                       | 4,815,856 | 5,021,237 | 4,796,720 | 4,566,845 | 4,509,056 |           |           |           |           |           |           |           |
| New orders - Nouvelles commandes  |   | 1983                                       | 2,950,252 | 2,999,139 | 2,985,625 | 3,220,322 | 3,419,840 | 3,372,162 | 3,524,593 | 3,092,697 | 3,586,274 | 3,847,612 | 3,883,164 | 4,034,887 |
|   |   | 1984                                       | 4,101,094 | 3,942,268 | 4,092,620 | 4,025,719 | 4,028,133 | 4,062,533 | 4,088,817 | 4,240,728 | 4,199,226 | 4,228,219 | 4,303,443 | 4,352,738 |
|   |   | 1985                                       | 4,233,651 | 4,370,115 | 4,341,272 | 4,283,547 | 4,297,992 | 4,396,253 | 4,519,561 | 4,613,948 | 4,728,296 | 4,698,000 | 4,918,530 | 4,777,415 |
|   |   | 1986                                       | 4,788,334 | 4,693,115 | 5,013,391 | 4,926,506 | 4,768,530 | 4,671,626 | 4,725,336 | 4,475,912 | 4,645,352 | 4,826,469 | 4,744,158 | 4,829,829 |
| D 316059  | 3 | 1987                                       | 4,807,880 | 5,028,988 | 4,791,107 | 4,569,615 | 4,566,654 |           |           |           |           |           |           |           |
| Unfilled orders - Commandes en carnet   |   | 1983                                       | 847,370   | 858,501   | 835,006   | 832,811   | 877,597   | 885,035   | 927,533   | 954,141   | 966,747   | 982,653   | 1,009,141 | 1,039,402 |
|   |   | 1984                                       | 1,069,909 | 1,125,837 | 1,179,085 | 1,238,846 | 1,273,488 | 1,260,749 | 1,231,292 | 1,229,019 | 1,209,195 | 1,265,555 | 1,272,554 | 1,290,561 |
|   |   | 1985                                       | 1,244,375 | 1,256,419 | 1,209,625 | 1,176,494 | 1,167,472 | 1,152,608 | 1,153,758 | 1,146,775 | 1,151,283 | 1,133,385 | 1,156,890 | 1,110,617 |
|   |   | 1986                                       | 1,138,594 | 1,107,060 | 1,105,958 | 1,116,838 | 1,112,507 | 1,133,815 | 1,156,870 | 1,176,398 | 1,148,891 | 1,154,808 | 1,148,820 | 1,173,467 |
| D 316414  | 2 | 1987                                       | 1,165,431 | 1,173,182 | 1,167,569 | 1,170,339 | 1,227,937 |           |           |           |           |           |           |           |
| Inventory held - Total - Des stocks détenus   |   | 1983                                       | 4,872,002 | 4,872,365 | 4,827,694 | 4,852,211 | 4,939,815 | 4,713,138 | 4,820,309 | 4,917,844 | 4,904,537 | 4,921,142 | 4,986,374 | 5,048,257 |
|   |   | 1984                                       | 5,064,940 | 4,964,810 | 4,999,259 | 5,059,458 | 5,076,552 | 5,133,000 | 5,130,503 | 5,074,755 | 5,139,364 | 5,129,285 | 5,068,265 | 5,169,561 |
|   |   | 1985                                       | 5,139,433 | 5,149,884 | 5,205,592 | 5,215,459 | 5,167,738 | 5,140,620 | 5,174,273 | 5,262,013 | 5,237,015 | 5,174,249 | 5,258,214 | 5,242,537 |
|   |   | 1986                                       | 5,164,306 | 5,276,644 | 5,251,731 | 5,224,329 | 5,214,946 | 5,198,697 | 5,110,174 | 5,018,484 | 5,057,636 | 5,052,595 | 5,168,240 | 5,107,317 |
| D 316769  | 2 | 1987                                       | 5,062,251 | 5,083,077 | 5,021,879 | 5,062,392 | 5,053,175 |           |           |           |           |           |           |           |
| Raw materials - Matières premières  |   | 1983                                       | 1,829,446 | 1,810,970 | 1,791,181 | 1,755,900 | 1,885,768 | 1,684,332 | 1,736,629 | 1,771,317 | 1,771,899 | 1,772,829 | 1,790,886 | 1,784,476 |
|   |   | 1984                                       | 1,822,781 | 1,813,215 | 1,825,750 | 1,841,387 | 1,834,121 | 1,853,486 | 1,843,584 | 1,842,569 | 1,838,618 | 1,882,105 | 1,884,451 | 1,916,338 |
|   |   | 1985                                       | 1,888,530 | 1,834,762 | 1,854,029 | 1,884,609 | 1,856,587 | 1,846,596 | 1,873,479 | 1,856,299 | 1,867,163 | 1,822,028 | 1,824,208 | 1,827,588 |
|   |   | 1986                                       | 1,805,549 | 1,847,625 | 1,884,169 | 1,851,920 | 1,857,789 | 1,848,989 | 1,851,751 | 1,837,634 | 1,819,156 | 1,818,018 | 1,839,142 | 1,775,520 |
| D 317124  | 2 | 1987                                       | 1,715,445 | 1,751,085 | 1,750,408 | 1,722,387 | 1,748,568 |           |           |           |           |           |           |           |
| Goods in process - Produits en cours  |   | 1983                                       | 1,535,343 | 1,518,086 | 1,514,617 | 1,570,171 | 1,549,118 | 1,545,322 | 1,588,642 | 1,612,807 | 1,609,482 | 1,625,048 | 1,670,341 | 1,698,439 |
|   |   | 1984                                       | 1,751,525 | 1,712,678 | 1,740,017 | 1,742,569 | 1,737,975 | 1,766,276 | 1,739,441 | 1,755,950 | 1,821,929 | 1,798,295 | 1,735,631 | 1,760,547 |
|   |   | 1985                                       | 1,729,183 | 1,786,791 | 1,795,315 | 1,795,682 | 1,761,404 | 1,789,527 | 1,814,351 | 1,851,941 | 1,784,809 | 1,736,400 | 1,794,106 | 1,799,584 |
|   |   | 1986                                       | 1,801,629 | 1,802,707 | 1,790,808 | 1,794,588 | 1,818,443 | 1,811,617 | 1,756,116 | 1,770,851 | 1,780,989 | 1,756,970 | 1,830,209 | 1,815,341 |
| D 317479  | 4 | 1987                                       | 1,828,232 | 1,822,388 | 1,768,205 | 1,760,820 | 1,770,173 |           |           |           |           |           |           |           |
| Finished products - Produits finis  |   | 1983                                       | 1,507,213 | 1,543,309 | 1,521,896 | 1,526,140 | 1,504,929 | 1,483,484 | 1,495,038 | 1,533,725 | 1,523,156 | 1,523,265 | 1,525,147 | 1,565,077 |
|   |   | 1984                                       | 1,490,634 | 1,438,917 | 1,433,492 | 1,475,502 | 1,504,506 | 1,513,288 | 1,547,478 | 1,476,236 | 1,478,817 | 1,448,885 | 1,448,177 | 1,492,482 |
|   |   | 1985                                       | 1,521,720 | 1,528,331 | 1,556,248 | 1,535,168 | 1,544,747 | 1,504,497 | 1,486,443 | 1,553,733 | 1,585,043 | 1,615,821 | 1,639,900 | 1,620,335 |
|   |   | 1986                                       | 1,557,128 | 1,626,312 | 1,576,754 | 1,577,821 | 1,538,714 | 1,538,091 | 1,502,307 | 1,409,999 | 1,457,491 | 1,477,607 | 1,498,889 | 1,511,986 |
| D 317834  | 3 | 1987                                       | 1,518,574 | 1,509,604 | 1,503,266 | 1,579,185 | 1,534,434 |           |           |           |           |           |           |           |
| <b>SUPPLEMENTARY CLASSIFICATION - AUTOMOTIVE PRODUCTS INDUSTRIES - CLASSIFICATION COMPLÉMENTAIRE - INDUSTRIES CONNEXES DE L'AUTOMOBILE:</b> |   |  |           |           |           |           |           |           |           |           |           |           |           |           |
| Unadjusted for seasonal variation -<br>Chiffres non désaisonnalisés   |   | 1983                                       | 3,605,905 | 3,550,726 | 4,034,039 | 3,806,456 | 4,360,608 | 4,421,561 | 3,681,652 | 3,765,931 | 4,388,913 | 4,819,708 | 4,736,114 | 4,105,353 |
| Shipments - Livraisons  |   | 1984                                       | 5,029,741 | 4,813,319 | 5,364,097 | 4,919,788 | 5,252,241 | 5,139,019 | 4,203,809 | 4,764,777 | 4,855,865 | 5,116,503 | 5,305,005 | 4,415,106 |
|   |   | 1985                                       | 5,275,170 | 4,967,141 | 5,306,614 | 5,456,600 | 5,769,988 | 5,483,884 | 4,918,946 | 5,115,765 | 5,641,423 | 5,903,595 | 5,962,121 | 5,293,782 |
|   |   | 1986                                       | 5,758,353 | 5,478,993 | 5,457,736 | 5,559,219 | 5,417,302 | 5,213,915 | 4,140,852 | 3,984,788 | 4,776,405 | 5,283,376 | 4,760,212 | 4,403,388 |
| D 315673  |   | 1987                                       | 4,519,174 | 4,670,884 | 4,848,868 | 4,469,602 | 4,572,448 |           |           |           |           |           |           |           |
| New orders - Nouvelles commandes  |   | 1983                                       | 3,720,026 | 3,549,014 | 4,046,392 | 3,859,667 | 4,388,472 | 4,455,137 | 3,916,491 | 3,809,456 | 4,347,533 | 4,769,282 | 4,738,200 | 4,151,638 |
|   |   | 1984                                       | 5,187,703 | 4,855,419 | 5,489,376 | 4,936,894 | 5,273,383 | 5,092,893 | 4,170,556 | 4,754,032 | 4,851,861 | 5,134,406 | 5,278,719 | 4,424,745 |
|   |   | 1985                                       | 5,340,377 | 4,928,596 | 5,279,958 | 5,469,469 | 5,719,682 | 5,505,960 | 4,949,956 | 5,087,880 | 5,867,030 | 5,887,010 | 5,988,127 | 5,288,572 |
|   |   | 1986                                       | 5,820,056 | 5,496,749 | 5,404,836 | 5,549,634 | 5,345,240 | 5,191,922 | 4,155,292 | 3,974,168 | 4,752,247 | 5,252,703 | 4,756,794 | 4,465,858 |
| D 316028  |   | 1987                                       | 4,536,082 | 4,692,113 | 4,837,382 | 4,443,370 | 4,579,392 |           |           |           |           |           |           |           |
| Unfilled orders - Commandes en carnet   |   | 1983                                       | 838,496   | 836,784   | 849,137   | 902,348   | 930,212   | 963,788   | 1,198,627 | 1,242,152 | 1,200,772 | 1,150,346 | 1,152,432 | 1,198,707 |
|   |   | 1984                                       | 1,356,669 | 1,398,769 | 1,524,048 | 1,541,154 | 1,512,296 | 1,466,170 | 1,432,917 | 1,422,172 | 1,418,168 | 1,436,071 | 1,409,785 | 1,419,925 |
|   |   | 1985                                       | 1,484,237 | 1,445,687 | 1,419,031 | 1,431,900 | 1,381,594 | 1,403,670 | 1,434,680 | 1,406,795 | 1,396,341 | 1,379,756 | 1,405,762 | 1,400,881 |
|   |   | 1986                                       | 1,462,584 | 1,480,340 | 1,427,440 | 1,417,855 | 1,345,793 | 1,323,800 | 1,338,240 | 1,327,620 | 1,303,462 | 1,272,789 | 1,269,371 | 1,331,883 |
| D 316383  |   | 1987                                       | 1,348,791 | 1,370,020 | 1,358,534 | 1,332,302 | 1,339,746 |           |           |           |           |           |           |           |

TABLE 4. Estimated Value of Shipments, Orders and Inventory in Manufacturing Industries Grouped According to an Economic Use Classification

TABLEAU 4. Valeur estimative des livraisons, commandes et stocks des industries manufacturières groupées d'après la classification économique en fonction de l'utilisation

|  |   | Month - Mois                               |           |           |           |           |           |           |           |           |           |           |           | Total     |     |
|--|---|--|-----------|-----------|-----------|-----------|-----------|-----------|-----------|-----------|-----------|-----------|-----------|-----------|-----|
|  |   | Jan.                                       | Feb.      | March     | April     | May       | June      | July      | Aug.      | Sept.     | Oct.      | Nov.      | Dec.      |           |     |
|  |   | Janv.                                      | Fév.      | Mars      | Avril     | Mai       | Jun       | Juill     | Août      | Sept.     | Oct.      | Nov.      | Dec.      |           |     |
|  |   | thousands of dollars - milliers de dollars |           |           |           |           |           |           |           |           |           |           |           |           |     |
| Raw materials - Matières premières   |   | 1983                                       | 1,797,309 | 1,732,537 | 1,684,482 | 1,865,156 | 1,709,908 | 1,535,543 | 1,605,472 | 1,609,549 | 1,618,785 | 1,605,306 | 1,540,440 | 1,605,801 | ... |
|  |   | 1984                                       | 1,657,885 | 1,658,573 | 1,707,636 | 1,856,255 | 1,833,162 | 1,814,753 | 1,880,976 | 1,816,535 | 1,807,749 | 1,950,847 | 1,822,829 | 1,863,458 | ... |
|  |   | 1985                                       | 1,924,548 | 1,859,269 | 1,824,412 | 1,867,005 | 1,760,676 | 1,883,404 | 1,879,712 | 1,840,807 | 1,862,359 | 1,853,995 | 1,800,613 | 1,829,030 | ... |
|  |   | 1986                                       | 1,813,071 | 1,865,887 | 1,648,009 | 1,540,385 | 1,529,395 | 1,517,324 | 1,489,484 | 1,544,484 | 1,527,431 | 1,489,121 | 1,464,800 | 1,453,199 | ... |
| D 317093   |   | 1987                                       | 1,474,466 | 1,453,709 | 1,448,335 | 1,517,170 | 1,554,142 |           |           |           |           |           |           |           | ... |
| Goods in process - Produits en cours   |   | 1983                                       | 1,244,106 | 1,228,837 | 1,267,633 | 1,257,646 | 1,164,905 | 1,057,773 | 1,103,544 | 1,173,365 | 1,203,331 | 1,238,876 | 1,274,708 | 1,300,422 | ... |
|  |   | 1984                                       | 1,347,476 | 1,300,976 | 1,407,599 | 1,352,913 | 1,357,260 | 1,325,607 | 1,276,852 | 1,398,976 | 1,430,400 | 1,398,996 | 1,337,227 | 1,437,543 | ... |
|  |   | 1985                                       | 1,445,370 | 1,478,141 | 1,461,248 | 1,407,776 | 1,371,045 | 1,431,165 | 1,438,369 | 1,527,689 | 1,444,043 | 1,416,818 | 1,453,524 | 1,431,311 | ... |
|  |   | 1986                                       | 1,419,122 | 1,429,050 | 1,355,414 | 1,278,426 | 1,266,389 | 1,224,433 | 1,180,711 | 1,191,473 | 1,217,815 | 1,207,092 | 1,258,302 | 1,236,931 | ... |
| D 317448   |   | 1987                                       | 1,256,465 | 1,216,098 | 1,198,996 | 1,169,697 | 1,219,578 |           |           |           |           |           |           |           | ... |
| Finished products - Produits finis   |   | 1983                                       | 2,166,468 | 2,234,812 | 2,287,242 | 2,165,952 | 1,889,510 | 1,858,577 | 1,815,104 | 1,916,797 | 1,927,030 | 1,965,990 | 1,904,200 | 1,891,334 | ... |
|  |   | 1984                                       | 1,976,446 | 2,089,712 | 2,133,224 | 2,086,835 | 1,905,758 | 1,994,539 | 2,175,341 | 2,220,787 | 2,135,667 | 1,957,398 | 1,903,107 | 1,998,889 | ... |
|  |   | 1985                                       | 2,154,855 | 2,133,194 | 2,238,305 | 2,072,891 | 1,912,396 | 1,961,750 | 2,009,618 | 2,148,413 | 2,101,132 | 2,001,919 | 1,947,064 | 1,903,098 | ... |
|  |   | 1986                                       | 1,946,337 | 2,155,345 | 1,971,626 | 1,895,270 | 1,728,239 | 1,615,053 | 1,651,757 | 1,676,219 | 1,619,333 | 1,604,155 | 1,568,341 | 1,507,422 | ... |
| D 317803   |   | 1987                                       | 1,647,116 | 1,708,201 | 1,696,993 | 1,739,064 | 1,590,993 |           |           |           |           |           |           |           | ... |
| Adjusted for seasonal variation(1) -<br>Chiffres désaisonnalisés(1):<br>Shipments - Livraisons |   | 1983                                       | 3,609,921 | 3,632,377 | 3,673,058 | 3,871,815 | 4,061,174 | 4,065,097 | 4,380,909 | 3,858,141 | 4,310,593 | 4,898,712 | 4,519,833 | 4,616,156 | ... |
|  |   | 1984                                       | 4,866,075 | 4,730,961 | 5,079,961 | 4,861,879 | 4,832,014 | 4,886,076 | 4,784,123 | 4,976,342 | 5,069,518 | 4,895,641 | 5,043,313 | 5,016,309 | ... |
|  |   | 1985                                       | 5,068,348 | 5,069,027 | 5,183,350 | 5,213,653 | 5,304,643 | 5,369,755 | 5,504,813 | 5,524,363 | 5,620,051 | 5,707,337 | 5,822,077 | 5,798,529 | ... |
|  |   | 1986                                       | 5,561,994 | 5,581,216 | 5,464,348 | 5,207,168 | 5,121,259 | 4,878,436 | 4,706,014 | 4,418,362 | 4,627,886 | 5,119,288 | 4,748,152 | 4,717,599 | ... |
| D 315705   | 3 | 1987                                       | 4,510,234 | 4,751,313 | 4,549,284 | 4,326,261 | 4,427,125 |           |           |           |           |           |           |           | ... |
| New orders - Nouvelles commandes   |   | 1983                                       | 3,655,378 | 3,646,488 | 3,695,730 | 3,909,820 | 4,108,907 | 4,100,032 | 4,556,148 | 3,942,209 | 4,295,068 | 4,882,160 | 4,545,614 | 4,656,033 | ... |
|  |   | 1984                                       | 4,923,220 | 4,788,283 | 5,219,826 | 4,855,536 | 4,838,857 | 4,838,900 | 4,686,708 | 5,007,931 | 5,096,913 | 4,958,978 | 5,041,844 | 5,009,470 | ... |
|  |   | 1985                                       | 5,036,452 | 5,035,927 | 5,170,713 | 5,204,289 | 5,292,557 | 5,386,114 | 5,480,990 | 5,536,217 | 5,637,321 | 5,734,607 | 5,870,908 | 5,774,805 | ... |
|  |   | 1986                                       | 5,543,833 | 5,592,977 | 5,423,833 | 5,176,293 | 5,089,300 | 4,849,019 | 4,674,397 | 4,443,205 | 4,678,651 | 5,127,903 | 4,762,339 | 4,764,308 | ... |
| D 316060   | 3 | 1987                                       | 4,460,345 | 4,761,804 | 4,548,812 | 4,279,750 | 4,472,865 |           |           |           |           |           |           |           | ... |
| Unfilled orders - Commandes en carnet  |   | 1983                                       | 807,877   | 871,988   | 844,660   | 882,665   | 930,398   | 965,333   | 1,140,577 | 1,224,640 | 1,209,115 | 1,192,563 | 1,218,344 | 1,258,221 | ... |
|  |   | 1984                                       | 1,315,366 | 1,372,688 | 1,512,553 | 1,506,210 | 1,513,053 | 1,465,877 | 1,368,462 | 1,400,051 | 1,427,446 | 1,490,783 | 1,489,314 | 1,482,475 | ... |
|  |   | 1985                                       | 1,450,579 | 1,417,479 | 1,404,842 | 1,395,478 | 1,383,392 | 1,399,751 | 1,375,928 | 1,387,782 | 1,405,052 | 1,432,322 | 1,481,153 | 1,457,429 | ... |
|  |   | 1986                                       | 1,439,268 | 1,451,029 | 1,410,514 | 1,379,639 | 1,347,680 | 1,318,263 | 1,286,646 | 1,311,489 | 1,312,254 | 1,370,869 | 1,335,056 | 1,381,765 | ... |
| D 316415   | 1 | 1987                                       | 1,331,876 | 1,342,367 | 1,341,895 | 1,295,384 | 1,341,124 |           |           |           |           |           |           |           | ... |
| Inventory owned - Total - Des stocks<br>possédés   |   | 1983                                       | 5,098,439 | 5,052,617 | 5,021,425 | 5,200,198 | 4,912,068 | 4,584,988 | 4,649,068 | 4,685,454 | 4,774,188 | 4,848,972 | 4,790,523 | 4,839,440 | ... |
|  |   | 1984                                       | 4,872,105 | 4,899,666 | 5,047,722 | 5,211,546 | 5,247,704 | 5,292,788 | 5,477,913 | 5,416,904 | 5,354,536 | 5,342,296 | 5,130,879 | 5,351,586 | ... |
|  |   | 1985                                       | 5,401,380 | 5,301,301 | 5,329,972 | 5,256,188 | 5,199,857 | 5,444,043 | 5,477,016 | 5,493,891 | 5,390,798 | 5,308,328 | 5,267,823 | 5,212,791 | ... |
|  |   | 1986                                       | 5,058,263 | 5,274,666 | 4,812,263 | 4,632,353 | 4,667,706 | 4,499,492 | 4,441,728 | 4,390,398 | 4,349,335 | 4,330,059 | 4,343,626 | 4,235,535 | ... |
| D 318190   | 3 | 1987                                       | 4,275,245 | 4,232,459 | 4,206,694 | 4,347,103 | 4,501,700 |           |           |           |           |           |           |           | ... |
| Raw materials - Matières premières   |   | 1983                                       | 1,751,251 | 1,736,009 | 1,688,534 | 1,832,177 | 1,732,605 | 1,535,082 | 1,606,275 | 1,624,658 | 1,627,574 | 1,582,830 | 1,575,898 | 1,609,342 | ... |
|  |   | 1984                                       | 1,615,557 | 1,658,905 | 1,718,117 | 1,820,929 | 1,862,970 | 1,815,661 | 1,885,690 | 1,824,930 | 1,811,916 | 1,929,621 | 1,861,549 | 1,868,503 | ... |
|  |   | 1985                                       | 1,879,625 | 1,858,711 | 1,840,981 | 1,822,002 | 1,787,488 | 1,887,935 | 1,884,990 | 1,850,238 | 1,868,150 | 1,832,373 | 1,839,425 | 1,831,411 | ... |
|  |   | 1986                                       | 1,773,175 | 1,863,092 | 1,666,844 | 1,499,304 | 1,553,158 | 1,522,501 | 1,492,918 | 1,552,713 | 1,528,545 | 1,471,027 | 1,496,373 | 1,454,362 | ... |
| D 317125   | 4 | 1987                                       | 1,443,008 | 1,450,518 | 1,463,852 | 1,474,842 | 1,528,610 |           |           |           |           |           |           |           | ... |
| Goods in process - Produits en cours   |   | 1983                                       | 1,212,106 | 1,180,893 | 1,211,539 | 1,273,695 | 1,179,770 | 1,108,428 | 1,180,766 | 1,190,750 | 1,197,583 | 1,243,727 | 1,249,101 | 1,279,062 | ... |
|  |   | 1984                                       | 1,309,119 | 1,250,938 | 1,350,733 | 1,372,401 | 1,374,441 | 1,384,880 | 1,361,104 | 1,423,025 | 1,427,260 | 1,406,733 | 1,307,162 | 1,412,125 | ... |
|  |   | 1985                                       | 1,400,417 | 1,421,563 | 1,408,975 | 1,429,650 | 1,389,526 | 1,490,021 | 1,530,668 | 1,551,111 | 1,445,199 | 1,427,956 | 1,419,873 | 1,402,696 | ... |
|  |   | 1986                                       | 1,371,662 | 1,375,541 | 1,311,860 | 1,299,213 | 1,283,980 | 1,272,270 | 1,254,874 | 1,208,390 | 1,220,500 | 1,218,792 | 1,228,571 | 1,210,778 | ... |
| D 317480   | 4 | 1987                                       | 1,214,563 | 1,169,213 | 1,163,509 | 1,189,079 | 1,236,644 |           |           |           |           |           |           |           | ... |
| Finished products - Produits finis   |   | 1983                                       | 2,135,082 | 2,135,715 | 2,121,352 | 2,094,326 | 1,999,693 | 1,941,478 | 1,862,027 | 1,870,046 | 1,949,031 | 2,022,415 | 1,965,524 | 1,951,036 | ... |
|  |   | 1984                                       | 1,947,429 | 1,989,823 | 1,978,872 | 2,018,216 | 2,010,293 | 2,092,247 | 2,231,119 | 2,168,949 | 2,115,360 | 2,005,942 | 1,962,168 | 2,070,958 | ... |
|  |   | 1985                                       | 2,121,338 | 2,021,027 | 2,080,016 | 2,004,536 | 2,022,843 | 2,066,087 | 2,061,358 | 2,092,542 | 2,077,449 | 2,047,999 | 2,008,525 | 1,978,684 | ... |
|  |   | 1986                                       | 1,913,426 | 2,036,033 | 1,833,559 | 1,833,836 | 1,830,568 | 1,704,721 | 1,693,936 | 1,629,295 | 1,600,290 | 1,640,240 | 1,618,682 | 1,570,395 | ... |
| D 317835   | 4 | 1987                                       | 1,617,674 | 1,612,728 | 1,579,333 | 1,683,182 | 1,686,446 |           |           |           |           |           |           |           | ... |

See footnotes at end of statistical tables. - Voir notes à la fin des tableaux statistiques

TABLE 5. Estimated Value of Shipments, by Industry Group and Province, Unadjusted for Seasonal Variation

TABLEAU 5. Valeur estimative des livraisons, par groupe d'industries et province, chiffres non-désaisonnalisés

|   |    | Month - Mois                               |             |               |                |            |             |                |             |           |           |           |           | Total     |            |
|---|----|--|-------------|---------------|----------------|------------|-------------|----------------|-------------|-----------|-----------|-----------|-----------|-----------|------------|
|   |    | Jan<br>Janv.                               | Feb<br>Fév. | March<br>Mars | April<br>Avril | May<br>Mai | June<br>Jun | July<br>Juill. | Aug<br>Août | Sept      | Oct       | Nov       | Dec       |           |            |
|   |    | Thousands of dollars - milliers de dollars |             |               |                |            |             |                |             |           |           |           |           |           |            |
| <b>FOOD INDUSTRIES - INDUSTRIES DES ALIMENTS.</b>     |    |  |             |               |                |            |             |                |             |           |           |           |           |           |            |
| Newfoundland - Terre-Neuve                            |    | 1983                                       | 28,654      | 44,160        | 49,067         | 38,217     | 50,813      | 55,450         | 48,854      | 44,083    | 36,728    | 39,968    | 36,078    | 31,192    | 503,264    |
|   |    | 1984                                       | 29,983      | 35,953        | 42,551         | 36,485     | 36,289      | 44,321         | 51,786      | 61,477    | 43,132    | 42,059    | 31,990    | 32,530    | 488,556    |
|   |    | 1985                                       | 34,183      | 39,040        | 39,031         | 32,856     | 44,579      | 49,467         | 53,272      | 61,819    | 60,284    | 66,181    | 57,890    | 62,748    | 601,300    |
| D 318336  | 10 | 1986                                       | 60,189      | 67,314        | 81,212         | 75,203     | 74,057      | 78,331         | 92,791      | 73,369    | 76,662    | 79,718    | 66,704    | 62,248    | 887,798    |
|   |    | 1987                                       | 60,041      | 66,831        | 64,986         | 55,872     | 59,137      |                |             |           |           |           |           |           |            |
| Nova Scotia - Nouvelle-Ecosse                         |    | 1983                                       | 63,474      | 64,979        | 75,932         | 69,909     | 73,485      | 83,744         | 75,257      | 76,680    | 83,306    | 78,996    | 73,346    | 74,206    | 893,314    |
|   |    | 1984                                       | 66,755      | 67,548        | 80,713         | 72,354     | 81,318      | 90,972         | 73,526      | 70,401    | 82,640    | 78,937    | 79,347    | 81,325    | 925,836    |
|   |    | 1985                                       | 74,216      | 78,057        | 90,236         | 77,426     | 81,508      | 80,616         | 79,616      | 87,099    | 95,498    | 89,503    | 82,720    | 91,881    | 1,008,376  |
| D 318982  |    | 1986                                       | 81,460      | 87,496        | 95,771         | 87,852     | 95,319      | 94,361         | 92,020      | 99,349    | 110,063   | 109,880   | 99,686    | 101,334   | 1,159,591  |
|   |    | 1987                                       | 87,558      | 93,145        | 105,845        | 92,155     | 99,289      |                |             |           |           |           |           |           |            |
| New Brunswick - Nouveau Brunswick                     |    | 1983                                       | 57,541      | 59,970        | 67,086         | 66,202     | 74,802      | 80,164         | 76,474      | 75,901    | 77,713    | 70,799    | 70,642    | 68,592    | 845,886    |
|   |    | 1984                                       | 66,626      | 71,421        | 79,955         | 69,384     | 79,723      | 87,942         | 80,238      | 87,438    | 85,697    | 91,000    | 90,931    | 77,554    | 962,909    |
|   |    | 1985                                       | 84,292      | 94,494        | 104,006        | 97,405     | 1,069,250   | 1,114,029      | 1,005,344   | 1,003,221 | 1,082,121 | 1,071,557 | 1,065,822 | 1,054,361 | 1,242,060  |
| D 319305  |    | 1986                                       | 69,711      | 72,719        | 77,619         | 75,868     | 92,604      | 87,963         | 84,730      | 91,229    | 87,304    | 88,517    | 84,018    | 70,433    | 982,715    |
|   |    | 1987                                       | 73,166      | 79,398        | 77,672         | 79,029     | 89,549      |                |             |           |           |           |           |           |            |
| Québec  |    | 1983                                       | 609,989     | 631,832       | 679,626        | 637,563    | 674,997     | 674,976        | 603,708     | 672,278   | 692,544   | 652,882   | 674,526   | 649,979   | 7,854,900  |
|   |    | 1984                                       | 615,414     | 665,356       | 705,800        | 666,142    | 746,496     | 754,504        | 670,663     | 697,510   | 719,531   | 746,189   | 732,244   | 669,413   | 8,389,267  |
|   |    | 1985                                       | 669,945     | 677,051       | 700,001        | 699,839    | 738,619     | 743,183        | 695,253     | 696,200   | 722,869   | 763,268   | 716,532   | 715,483   | 8,538,243  |
| D 319628  |    | 1986                                       | 678,266     | 673,537       | 702,037        | 731,276    | 748,649     | 730,107        | 707,499     | 700,116   | 722,531   | 761,965   | 732,796   | 764,283   | 8,653,062  |
|   |    | 1987                                       | 726,040     | 702,917       | 747,420        | 752,240    | 739,928     |                |             |           |           |           |           |           |            |
| Ontario   |    | 1983                                       | 852,967     | 912,691       | 987,443        | 930,663    | 967,006     | 999,430        | 907,883     | 964,898   | 1,067,478 | 1,015,919 | 1,046,877 | 1,001,855 | 11,655,110 |
|   |    | 1984                                       | 889,249     | 953,336       | 1,013,164      | 1,007,321  | 1,069,927   | 1,072,333      | 943,549     | 1,017,172 | 1,071,700 | 1,069,227 | 1,084,134 | 1,053,494 | 12,244,606 |
|   |    | 1985                                       | 923,450     | 994,494       | 1,047,006      | 997,405    | 1,069,250   | 1,114,029      | 1,005,344   | 1,003,221 | 1,082,121 | 1,071,557 | 1,065,822 | 1,054,361 | 12,428,060 |
| D 319951  |    | 1986                                       | 993,428     | 1,070,008     | 1,061,729      | 1,059,808  | 1,096,024   | 1,126,299      | 1,032,492   | 1,039,148 | 1,201,788 | 1,163,782 | 1,131,203 | 1,136,640 | 13,062,349 |
|   |    | 1987                                       | 1,035,863   | 1,042,617     | 1,134,138      | 1,096,868  | 1,123,293   |                |             |           |           |           |           |           |            |
| Manitoba  |    | 1983                                       | 108,412     | 108,696       | 115,164        | 116,486    | 123,277     | 123,362        | 120,009     | 114,287   | 130,946   | 124,838   | 136,002   | 126,052   | 1,447,531  |
|   |    | 1984                                       | 116,980     | 128,145       | 137,474        | 123,719    | 142,894     | 137,960        | 125,823     | 102,465   | 118,920   | 138,148   | 136,017   | 126,917   | 1,535,462  |
|   |    | 1985                                       | 137,896     | 128,655       | 153,196        | 139,230    | 146,275     | 147,136        | 144,076     | 139,567   | 142,729   | 148,235   | 139,889   | 143,221   | 1,710,105  |
| D 320274  |    | 1986                                       | 134,883     | 129,754       | 136,459        | 134,380    | 143,535     | 149,768        | 148,487     | 143,997   | 150,562   | 147,741   | 139,962   | 150,892   | 1,710,470  |
|   |    | 1987                                       | 134,787     | 125,769       | 138,476        | 125,590    | 120,278     |                |             |           |           |           |           |           |            |
| Saskatchewan  |    | 1983                                       | 61,546      | 63,273        | 67,732         | 63,718     | 70,435      | 70,711         | 67,712      | 63,358    | 70,360    | 75,267    | 73,784    | 69,299    | 817,159    |
|   |    | 1984                                       | 69,100      | 81,476        | 83,073         | 73,246     | 84,550      | 78,379         | 80,977      | 80,210    | 83,257    | 84,811    | 83,565    | 73,645    | 956,289    |
|   |    | 1985                                       | 82,214      | 78,292        | 87,300         | 81,930     | 84,967      | 80,182         | 83,813      | 79,464    | 82,932    | 83,741    | 87,125    | 80,481    | 987,441    |
| D 320597  |    | 1986                                       | 79,637      | 80,727        | 75,166         | 76,502     | 84,612      | 85,755         | 88,836      | 89,112    | 82,099    | 83,860    | 79,025    | 82,536    | 987,867    |
|   |    | 1987                                       | 84,018      | 83,892        | 82,273         | 82,248     | 83,323      |                |             |           |           |           |           |           |            |
| Alberta   |    | 1983                                       | 242,122     | 268,142       | 279,177        | 267,682    | 274,800     | 282,087        | 261,279     | 273,051   | 276,576   | 265,085   | 279,201   | 271,398   | 3,240,600  |
|   |    | 1984                                       | 285,405     | 296,831       | 300,583        | 279,525    | 313,585     | 308,203        | 283,161     | 283,538   | 306,197   | 294,249   | 302,650   | 274,866   | 3,508,793  |
|   |    | 1985                                       | 306,273     | 280,983       | 317,376        | 303,036    | 314,051     | 307,932        | 297,755     | 291,310   | 273,469   | 283,379   | 282,121   | 265,308   | 3,519,443  |
| D 320920  |    | 1986                                       | 294,394     | 278,790       | 286,875        | 284,906    | 295,456     | 282,377        | 285,375     | 294,175   | 263,540   | 289,666   | 309,030   | 294,124   | 3,458,708  |
|   |    | 1987                                       | 302,920     | 310,437       | 321,106        | 313,374    | 340,981     |                |             |           |           |           |           |           |            |
| British Columbia - Colombie-Britannique               |    | 1983                                       | 149,676     | 156,136       | 171,247        | 174,637    | 184,646     | 218,378        | 169,200     | 177,720   | 179,865   | 176,880   | 179,521   | 187,803   | 2,120,709  |
|   |    | 1984                                       | 154,523     | 157,065       | 178,672        | 175,162    | 182,952     | 222,670        | 214,400     | 187,757   | 188,566   | 199,092   | 192,620   | 195,947   | 2,250,026  |
|   |    | 1985                                       | 166,169     | 167,306       | 189,682        | 183,116    | 178,815     | 204,345        | 220,326     | 212,073   | 200,493   | 211,733   | 207,315   | 226,588   | 2,368,561  |
| D 321743  |    | 1986                                       | 187,694     | 196,861       | 204,751        | 208,865    | 220,378     | 248,819        | 251,028     | 245,851   | 249,912   | 235,271   | 227,172   | 262,865   | 2,739,467  |
|   |    | 1987                                       | 223,388     | 204,307       | 226,934        | 230,347    | 223,080     |                |             |           |           |           |           |           |            |
| Canada  |    | 1983                                       | 2,190,271   | 2,324,855     | 2,507,901      | 2,380,950  | 2,514,536   | 2,609,557      | 2,350,150   | 2,477,702 | 2,634,934 | 2,516,807 | 2,585,716 | 2,498,035 | 29,591,414 |
|   |    | 1984                                       | 2,288,364   | 2,471,512     | 2,637,257      | 2,520,237  | 2,756,541   | 2,818,400      | 2,544,557   | 2,608,781 | 2,716,810 | 2,760,305 | 2,749,733 | 2,595,497 | 31,467,994 |
|   |    | 1985                                       | 2,493,490   | 2,524,347     | 2,713,655      | 2,605,248  | 2,757,810   | 2,830,455      | 2,674,537   | 2,680,045 | 2,774,823 | 2,824,453 | 2,730,961 | 2,727,047 | 32,336,871 |
| D 315353  |    | 1986                                       | 2,594,908   | 2,623,015     | 2,736,771      | 2,749,361  | 2,873,484   | 2,908,340      | 2,808,408   | 2,796,224 | 2,965,954 | 2,982,060 | 2,889,191 | 2,943,180 | 33,870,896 |
|   |    | 1987                                       | 2,744,191   | 2,726,262     | 2,915,128      | 2,843,784  | 2,899,966   |                |             |           |           |           |           |           |            |
| <b>BEVERAGE INDUSTRIES - INDUSTRIES DES BOISSONS:</b> |    |  |             |               |                |            |             |                |             |           |           |           |           |           |            |
| Quebec  |    | 1983                                       | 58,256      | 67,308        | 83,423         | 73,381     | 89,467      | 115,382        | 103,479     | 108,399   | 91,734    | 91,172    | 96,020    | 98,815    | 1,076,836  |
|   |    | 1984                                       | 64,669      | 79,005        | 83,608         | 91,716     | 109,962     | 117,450        | 108,819     | 115,177   | 88,464    | 99,117    | 108,496   | 102,348   | 1,168,836  |
|   |    | 1985                                       | 68,398      | 74,306        | 92,175         | 100,690    | 112,354     | 112,412        | 115,435     | 113,336   | 95,371    | 108,156   | 104,819   | 105,770   | 1,203,213  |
| D 319657  | 11 | 1986                                       | 76,392      | 77,150        | 88,398         | 104,626    | 117,138     | 122,576        | 124,178     | 112,273   | 102,193   | 104,387   | 105,430   | 118,052   | 1,252,273  |
|   |    | 1987                                       | 83,648      | 76,210        | 98,923         | 112,464    | 113,141     |                |             |           |           |           |           |           |            |
| Ontario   |    | 1983                                       | 103,794     | 118,312       | 139,999        | 142,263    | 159,503     | 194,478        | 183,394     | 202,993   | 171,852   | 166,641   | 175,337   | 161,706   | 1,920,272  |
|   |    | 1984                                       | 115,636     | 135,087       | 153,915        | 154,181    | 181,009     | 200,136        | 184,975     | 207,277   | 177,205   | 188,391   | 184,995   | 169,961   | 2,052,713  |
|   |    | 1985                                       | 118,752     | 140,734       | 134,905        | 166,903    | 194,147     | 202,083        | 203,069     | 217,772   | 188,493   | 198,115   | 197,227   | 185,359   | 2,147,559  |
| D 319980  |    | 1986                                       | 143,293     | 137,054       | 165,867        | 185,634    | 205,655     | 210,354        | 223,592     | 220,848   | 195,322   | 206,592   | 194,456   | 201,603   | 2,290,265  |
|   |    | 1987                                       | 153,117     | 157,852       | 177,551        | 193,626    | 216,789     |                |             |           |           |           |           |           |            |
| Alberta   |    | 1983                                       | 18,960      | 20,412        | 22,247         | 23,916     | 28,227      | 29,798         | 25,227      | 30,607    | 23,421    | 22,389    | 26,492    | 23,287    | 294,448    |
|   |    | 1984                                       | 18,867      | 21,175        | 22,032         | 24,537     | 26,506      | 28,850         | 29,450      | 31,519    | 22,925    | 27,232    | 26,649    | 24,615    | 304,397    |
|   |    | 1985                                       | 21,057      | 20,909        | 27,772         | 26,916     | 25,698      | 23,434         | 26,982      | 32,296    | 25,872    | 28,836    | 25,443    | 25,851    | 311,130    |
| D 320949  |    | 1986                                       | 24,240      | 25,394        | 27,723         | 23,545     | 32,262      | 39,169         | 40,375      | 36,310    | 29,625    | 31,286    | 30,860    |           |            |



TABLE 5. Estimated Value of Shipments, by Industry Group and Province, Unadjusted for Seasonal Variation

TABLEAU 5. Valeur estimative des livraisons, par groupe d'industries et province, chiffres non-désaisonnalisés

|  |    | Month - Mois                               |         |         |         |         |         |         |         |         |         |         |         | Total   |           |
|--|----|--|---------|---------|---------|---------|---------|---------|---------|---------|---------|---------|---------|---------|-----------|
|  |    | Jan  | Feb     | March   | April   | May     | June    | July    | Aug     | Sept    | Oct     | Nov     | Dec     |         |           |
|  |    | Janv                                       | Fév     | Mars    | Avril   | Mai     | Jun     | Juill   | Août    | Sept    | Oct     | Nov     | Déc     |         |           |
|  |    | Thousands of dollars - milliers de dollars |         |         |         |         |         |         |         |         |         |         |         |         |           |
| Canada   |    | 1983                                       | 235 332 | 265 545 | 327 175 | 316 414 | 361 107 | 439 928 | 410 289 | 451 787 | 366 712 | 361 478 | 385 087 | 369 826 | 4 290 680 |
|  |    | 1984                                       | 258 244 | 305 859 | 358 906 | 356 206 | 412 799 | 450 884 | 442 703 | 470 161 | 374 705 | 402 926 | 407 242 | 391 057 | 4 611 692 |
|  |    | 1985                                       | 273 155 | 304 186 | 343 131 | 384 579 | 436 350 | 448 139 | 468 140 | 470 621 | 396 808 | 428 314 | 419 773 | 477 522 | 4 800 218 |
|  |    | 1986                                       | 321 281 | 315 138 | 370 191 | 414 339 | 462 992 | 502 114 | 522 926 | 496 439 | 438 848 | 457 093 | 439 890 | 472 499 | 5 213 750 |
| D 315382   |    | 1987                                       | 340 674 | 341 746 | 403 856 | 444 184 | 473 291 |         |         |         |         |         |         |         |           |
| <b>TOBACCO PRODUCTS INDUSTRIES - INDUSTRIE DU TABAC:</b>                                     |    |  |         |         |         |         |         |         |         |         |         |         |         |         |           |
| Quebec   |    | 1983                                       | 32 533  | 48 524  | 69 105  | 55 618  | 45 650  | 84 517  | 46 482  | 80 223  | 56 846  | 46 301  | 61 148  | 77 987  | 704 934   |
|  |    | 1984                                       | 28 940  | 48 497  | 83 387  | 39 173  | 54 771  | 99 644  | 45 101  | 72 128  | 66 376  | 51 133  | 61 776  | 91 575  | 742 001   |
|  |    | 1985                                       | 34 522  | 47 158  | 89 942  | 42 583  | 63 070  | 88 582  | 71 803  | 77 122  | 82 036  | 57 164  | 66 796  | 92 013  | 812 791   |
|  |    | 1986                                       | 33 564  | 71 926  | 53 850  | 50 005  | 52 402  | 85 514  | 61 593  | 56 630  | 90 377  | 55 555  | 63 205  | 119 781 | 794 402   |
| D 319662   | 12 | 1987                                       | 42 091  | 83 764  | 64 307  | 51 102  | 85 090  |         |         |         |         |         |         |         |           |
| Ontario  |    | 1983                                       | 54 104  | 64 235  | 72 316  | 57 677  | 51 306  | 72 860  | 58 212  | 93 637  | 54 870  | 55 217  | 82 474  | 94 657  | 811 560   |
|  |    | 1984                                       | 41 001  | 75 969  | 96 603  | 60 174  | 60 743  | 95 384  | 53 685  | 87 617  | 62 804  | 70 178  | 85 952  | 112 916 | 903 026   |
|  |    | 1985                                       | 58 695  | 70 178  | 92 753  | 43 156  | 68 557  | 71 654  | 75 565  | 64 406  | 72 842  | 63 467  | 64 533  | 85 579  | 831 385   |
|  |    | 1986                                       | 35 541  | 82 499  | 65 315  | 45 621  | 69 542  | 90 122  | 51 317  | 51 464  | 83 052  | 44 246  | 58 167  | 108 622 | 785 508   |
| D 319985   |    | 1987                                       | 37 845  | 86 347  | 73 503  | 43 600  | 74 651  |         |         |         |         |         |         |         |           |
| Canada   |    | 1983                                       | 86 637  | 112 759 | 141 421 | 113 295 | 96 956  | 157 377 | 104 694 | 173 860 | 111 716 | 101 513 | 143 622 | 172 644 | 1 516 494 |
|  |    | 1984                                       | 69 941  | 124 466 | 179 990 | 99 347  | 115 514 | 195 028 | 98 786  | 159 745 | 129 180 | 121 311 | 147 228 | 204 491 | 1 645 027 |
|  |    | 1985                                       | 93 217  | 117 336 | 182 695 | 85 739  | 131 627 | 160 236 | 147 368 | 141 528 | 154 878 | 120 631 | 131 329 | 177 592 | 1 644 176 |
|  |    | 1986                                       | 69 105  | 154 425 | 119 165 | 95 626  | 121 944 | 175 636 | 112 910 | 108 094 | 173 429 | 99 801  | 121 322 | 228 403 | 1 579 910 |
| D 315387   |    | 1987                                       | 79 936  | 170 111 | 137 810 | 94 702  | 159 741 |         |         |         |         |         |         |         |           |
| <b>RUBBER PRODUCTS INDUSTRIES - INDUSTRIES DES PRODUITS EN CAOUTCHOUC:</b>                   |    |  |         |         |         |         |         |         |         |         |         |         |         |         |           |
| Ontario  |    | 1983                                       | 91 726  | 104 987 | 113 548 | 111 123 | 109 941 | 116 096 | 85 975  | 97 376  | 114 367 | 124 088 | 118 505 | 95 893  | 1 283 625 |
|  |    | 1984                                       | 112 960 | 123 700 | 126 447 | 127 622 | 141 710 | 133 013 | 110 581 | 105 121 | 134 373 | 136 897 | 131 366 | 110 734 | 1 494 474 |
|  |    | 1985                                       | 125 004 | 130 255 | 137 710 | 140 763 | 140 532 | 139 400 | 124 180 | 118 833 | 149 164 | 138 264 | 132 594 | 120 143 | 1 596 842 |
|  |    | 1986                                       | 124 769 | 142 843 | 128 362 | 145 789 | 132 142 | 130 678 | 108 377 | 105 888 | 136 944 | 136 778 | 126 375 | 111 557 | 1 530 502 |
| D 319988   | 15 | 1987                                       | 126 029 | 138 277 | 150 633 | 135 317 | 123 712 |         |         |         |         |         |         |         |           |
| Canada   |    | 1983                                       | 144 887 | 173 056 | 201 554 | 187 917 | 184 200 | 181 937 | 146 657 | 163 993 | 188 789 | 202 241 | 200 952 | 164 971 | 2 141 154 |
|  |    | 1984                                       | 188 396 | 201 685 | 204 890 | 212 338 | 234 998 | 213 290 | 186 300 | 190 053 | 213 415 | 245 497 | 242 611 | 199 574 | 2 533 047 |
|  |    | 1985                                       | 207 845 | 202 705 | 211 267 | 216 617 | 221 846 | 217 999 | 206 223 | 192 423 | 235 285 | 230 037 | 210 307 | 191 953 | 2 544 002 |
|  |    | 1986                                       | 206 599 | 227 983 | 206 194 | 240 533 | 222 491 | 206 261 | 195 654 | 185 021 | 223 564 | 232 484 | 218 001 | 194 051 | 2 558 836 |
| D 315390   |    | 1987                                       | 208 806 | 223 435 | 240 415 | 224 487 | 214 704 |         |         |         |         |         |         |         |           |
| <b>PLASTIC PRODUCTS INDUSTRIES - INDUSTRIES DES PRODUITS EN MATIERE PLASTIQUE:</b>           |    |  |         |         |         |         |         |         |         |         |         |         |         |         |           |
| Quebec   |    | 1983                                       | 50 357  | 58 302  | 71 205  | 62 288  | 67 245  | 76 590  | 58 316  | 69 607  | 78 047  | 71 037  | 69 854  | 55 403  | 788 741   |
|  |    | 1984                                       | 61 885  | 67 797  | 77 991  | 70 411  | 80 414  | 76 970  | 61 334  | 76 631  | 77 869  | 82 203  | 77 964  | 59 194  | 870 663   |
|  |    | 1985                                       | 63 963  | 69 880  | 74 825  | 79 032  | 83 805  | 80 279  | 66 758  | 75 301  | 81 577  | 87 612  | 78 896  | 64 431  | 906 309   |
|  |    | 1986                                       | 71 261  | 80 719  | 85 119  | 90 270  | 89 774  | 81 559  | 72 946  | 83 546  | 85 538  | 86 548  | 88 436  | 74 545  | 990 761   |
| D 319669   | 16 | 1987                                       | 72 890  | 84 437  | 88 922  | 95 966  | 99 928  |         |         |         |         |         |         |         |           |
| Ontario  |    | 1983                                       | 122 316 | 124 532 | 150 847 | 138 388 | 152 392 | 168 176 | 141 195 | 149 918 | 162 744 | 150 756 | 158 818 | 135 811 | 1 755 838 |
|  |    | 1984                                       | 151 527 | 159 118 | 176 037 | 172 128 | 178 056 | 189 989 | 164 076 | 169 389 | 177 453 | 178 937 | 171 803 | 149 421 | 2 037 934 |
|  |    | 1985                                       | 160 106 | 165 297 | 181 862 | 183 000 | 193 350 | 198 434 | 185 510 | 179 101 | 194 930 | 203 163 | 189 839 | 165 693 | 2 200 285 |
|  |    | 1986                                       | 182 627 | 188 207 | 201 020 | 209 052 | 201 992 | 212 604 | 197 018 | 191 134 | 212 697 | 213 219 | 198 990 | 185 028 | 2 393 638 |
| D 319992   |    | 1987                                       | 196 093 | 206 655 | 231 361 | 230 326 | 220 285 |         |         |         |         |         |         |         |           |
| Canada   |    | 1983                                       | 208 123 | 218 353 | 264 396 | 242 836 | 264 602 | 290 886 | 242 832 | 262 760 | 284 095 | 264 733 | 269 791 | 229 483 | 3 042 890 |
|  |    | 1984                                       | 251 812 | 269 207 | 298 397 | 288 668 | 305 976 | 314 894 | 271 235 | 292 219 | 299 670 | 307 183 | 293 552 | 248 991 | 3 441 819 |
|  |    | 1985                                       | 265 489 | 279 459 | 301 918 | 311 818 | 329 197 | 329 641 | 303 173 | 303 055 | 323 129 | 341 995 | 316 219 | 273 786 | 3 678 379 |
|  |    | 1986                                       | 298 473 | 319 485 | 338 975 | 355 012 | 349 300 | 350 683 | 324 317 | 327 237 | 352 933 | 354 800 | 338 479 | 309 632 | 4 019 326 |
| D 315394   |    | 1987                                       | 318 544 | 345 573 | 381 112 | 386 232 | 380 034 |         |         |         |         |         |         |         |           |
| <b>LEATHER AND ALLIED PRODUCTS INDUSTRIES - INDUSTRIES DU CUIR ET DES PRODUITS CONNEXES:</b> |    |  |         |         |         |         |         |         |         |         |         |         |         |         |           |
| Quebec   |    | 1983                                       | 23 435  | 29 789  | 30 333  | 24 604  | 26 199  | 37 464  | 31 601  | 50 857  | 51 553  | 45 076  | 39 980  | 27 577  | 418 468   |
|  |    | 1984                                       | 27 342  | 37 198  | 38 710  | 31 242  | 32 952  | 39 358  | 42 108  | 57 312  | 52 857  | 51 850  | 39 935  | 26 858  | 477 722   |
|  |    | 1985                                       | 27 975  | 31 814  | 34 650  | 28 666  | 30 783  | 32 563  | 37 358  | 58 189  | 54 950  | 55 159  | 36 455  | 26 935  | 455 497   |
|  |    | 1986                                       | 30 645  | 39 395  | 37 874  | 33 378  | 32 560  | 36 683  | 37 579  | 54 591  | 52 072  | 51 329  | 35 758  | 33 669  | 475 533   |
| D 319676   | 17 | 1987                                       | 33 552  | 36 801  | 36 462  | 34 648  | 33 354  |         |         |         |         |         |         |         |           |
| Ontario  |    | 1983                                       | 43 113  | 55 498  | 53 897  | 43 906  | 47 859  | 52 984  | 56 149  | 71 804  | 78 130  | 65 703  | 61 075  | 47 967  | 628 085   |
|  |    | 1984                                       | 52 957  | 62 033  | 59 977  | 48 982  | 50 980  | 54 616  | 56 275  | 74 157  | 75 611  | 80 071  | 62 993  | 44 162  | 723 309   |
|  |    | 1985                                       | 51 835  | 57 414  | 61 315  | 51 249  | 52 827  | 56 177  | 62 883  | 75 789  | 82 420  | 84 724  | 64 805  | 51 345  | 752 783   |
|  |    | 1986                                       | 60 152  | 60 149  | 66 700  | 59 521  | 52 833  | 60 909  | 65 127  | 82 558  | 83 504  | 80 978  | 66 171  | 53 873  | 791 975   |
| D 319999   |    | 1987                                       | 54 240  | 63 288  | 64 804  | 54 756  | 48 067  |         |         |         |         |         |         |         |           |
| Canada   |    | 1983                                       | 71 864  | 90 883  | 89 838  | 74 064  | 79 578  | 96 130  | 93 826  | 129 617 | 135 467 | 117 204 | 107 264 | 80 624  | 1 166 354 |
|  |    | 1984                                       | 86 146  | 105 449 | 105 111 | 85 997  | 89 936  | 99 857  | 104 566 | 138 588 | 135 955 | 139 854 | 110 327 | 75 739  | 1 277 525 |
|  |    | 1985                                       | 85 982  | 94 980  | 101 415 | 86 113  | 89 081  | 95 010  | 105 542 | 139 144 | 144 005 | 147 267 | 108 086 | 84 374  | 1 280 859 |
|  |    | 1986                                       | 97 352  | 105 489 | 110 895 | 99 018  | 91 515  | 103 900 | 108 718 | 143 391 | 143 624 | 139 453 | 108 888 | 94 527  | 1 346 770 |
| D 315401   |    | 1987                                       | 95 014  | 107 082 | 109 072 | 97 368  | 89 200  |         |         |         |         |         |         |         |           |

See footnote(s) at the end of statistical tables - Voir note(s) à la fin des tableaux statistiques.

TABLE 5. Estimated Value of Shipments, by Industry Group and Province, Unadjusted for Seasonal Variation

TABLEAU 5. Valeur estimative des livraisons, par groupe d'industries et province, chiffres non-saisonnalisés

|  |    | Month - Mois |         |         |         |         |         |         |         |         |         |         |         |         | Total     |
|--|----|--------------|---------|---------|---------|---------|---------|---------|---------|---------|---------|---------|---------|---------|-----------|
|  |    | Jan          | Feb     | March   | April   | May     | June    | July    | Aug     | Sept    | Oct     | Nov     | Dec     |         |           |
|  |    | Janv         | Fév     | Mars    | Avril   | Mai     | Jun     | Juill   | Août    | Sept    | Oct     | Nov     | Déc     |         |           |
| thousands of dollars - milliers de dollars   |    |              |         |         |         |         |         |         |         |         |         |         |         |         |           |
| <b>PRIMARY TEXTILE INDUSTRIES - INDUSTRIES TEXTILES DE PREMIERE TRANSFORMATION</b> |    |              |         |         |         |         |         |         |         |         |         |         |         |         |           |
| Québec   |    | 1983         | 116,538 | 116,401 | 141,689 | 134,689 | 124,155 | 153,206 | 82,212  | 109,180 | 134,851 | 137,861 | 128,682 | 136,227 | 1,515,691 |
|  |    | 1984         | 113,917 | 122,617 | 144,874 | 137,603 | 133,837 | 158,844 | 85,025  | 110,791 | 120,389 | 131,865 | 129,376 | 119,276 | 1,508,304 |
|  |    | 1985         | 106,561 | 140,172 | 130,492 | 120,486 | 118,108 | 126,447 | 87,741  | 112,185 | 122,623 | 136,032 | 125,847 | 120,193 | 1,446,887 |
| D 319682   | 18 | 1986         | 121,511 | 127,566 | 139,330 | 145,605 | 134,215 | 141,889 | 95,766  | 123,790 | 130,687 | 124,671 | 123,078 | 117,452 | 1,520,510 |
|  |    | 1987         | 118,445 | 128,713 | 150,076 | 148,765 | 152,151 |         |         |         |         |         |         |         |           |
| Ontario  |    | 1983         | 81,334  | 88,976  | 89,650  | 92,235  | 92,786  | 93,587  | 72,830  | 87,451  | 100,244 | 93,818  | 91,748  | 81,415  | 1,066,074 |
|  |    | 1984         | 91,580  | 94,268  | 101,268 | 94,019  | 91,675  | 98,137  | 64,476  | 82,409  | 87,427  | 93,554  | 86,913  | 82,197  | 1,067,978 |
|  |    | 1985         | 85,644  | 88,019  | 96,970  | 94,877  | 96,535  | 94,211  | 76,735  | 90,157  | 103,734 | 106,193 | 100,590 | 86,184  | 1,119,849 |
| D 320005   |    | 1986         | 100,787 | 99,794  | 102,580 | 111,024 | 107,870 | 102,723 | 75,375  | 84,798  | 103,906 | 104,232 | 103,136 | 85,304  | 1,181,529 |
|  |    | 1987         | 101,394 | 107,076 | 113,876 | 114,893 | 112,367 |         |         |         |         |         |         |         |           |
| Canada   |    | 1983         | 207,626 | 215,813 | 241,289 | 236,495 | 226,554 | 259,701 | 163,290 | 208,406 | 248,391 | 244,534 | 232,582 | 229,941 | 2,716,582 |
|  |    | 1984         | 216,526 | 228,477 | 258,342 | 243,792 | 236,801 | 269,699 | 158,276 | 205,565 | 221,573 | 238,376 | 229,638 | 212,098 | 2,719,158 |
|  |    | 1985         | 205,190 | 240,386 | 240,751 | 228,790 | 225,887 | 232,233 | 174,193 | 213,969 | 240,299 | 255,990 | 239,688 | 215,727 | 2,713,103 |
| D 315407   |    | 1986         | 234,141 | 238,824 | 253,348 | 268,297 | 253,458 | 258,115 | 183,607 | 222,072 | 248,653 | 244,334 | 240,536 | 209,290 | 2,854,675 |
|  |    | 1987         | 231,521 | 248,297 | 277,187 | 278,314 | 277,978 |         |         |         |         |         |         |         |           |
| <b>TEXTILE PRODUCTS INDUSTRIES - INDUSTRIES DES PRODUITS TEXTILES</b>              |    |              |         |         |         |         |         |         |         |         |         |         |         |         |           |
| Québec   |    | 1983         | 83,639  | 92,530  | 107,319 | 101,480 | 97,637  | 103,264 | 76,504  | 95,369  | 110,539 | 109,664 | 113,787 | 84,331  | 1,176,063 |
|  |    | 1984         | 87,942  | 97,360  | 109,390 | 101,640 | 109,731 | 103,220 | 84,914  | 94,903  | 105,378 | 110,785 | 109,039 | 84,670  | 1,198,971 |
|  |    | 1985         | 84,416  | 93,545  | 101,516 | 98,339  | 108,882 | 102,197 | 85,914  | 98,251  | 109,324 | 114,814 | 113,434 | 93,072  | 1,203,704 |
| D 319688   | 19 | 1986         | 92,494  | 106,771 | 110,143 | 120,662 | 114,078 | 117,773 | 96,162  | 107,515 | 111,058 | 120,978 | 114,670 | 103,345 | 1,315,649 |
|  |    | 1987         | 99,708  | 112,866 | 117,688 | 124,718 | 121,012 |         |         |         |         |         |         |         |           |
| Ontario  |    | 1983         | 73,162  | 78,565  | 91,549  | 89,222  | 89,223  | 96,701  | 74,595  | 82,262  | 93,296  | 95,826  | 89,476  | 77,274  | 1,031,151 |
|  |    | 1984         | 88,824  | 91,530  | 96,565  | 94,411  | 97,692  | 102,314 | 87,444  | 85,890  | 90,116  | 104,479 | 92,013  | 75,719  | 1,106,997 |
|  |    | 1985         | 86,958  | 90,591  | 100,245 | 102,705 | 101,393 | 100,100 | 93,560  | 95,484  | 97,799  | 113,020 | 105,272 | 88,170  | 1,175,297 |
| D 320011   |    | 1986         | 98,898  | 93,110  | 100,103 | 114,325 | 105,167 | 102,145 | 90,862  | 95,836  | 104,555 | 115,818 | 101,298 | 90,701  | 1,212,818 |
|  |    | 1987         | 90,594  | 98,940  | 106,614 | 114,870 | 109,858 |         |         |         |         |         |         |         |           |
| Manitoba   |    | 1983         | 2,003   | 2,164   | 2,403   | 2,351   | 2,717   | 2,969   | 2,101   | 2,214   | 2,887   | 2,234   | 2,447   | 2,231   | 28,721    |
|  |    | 1984         | 2,394   | 2,580   | 2,684   | 2,437   | 2,923   | 2,516   | 2,355   | 2,431   | 2,388   | 2,616   | 2,726   | 2,430   | 30,486    |
|  |    | 1985         | 2,490   | 2,300   | 2,551   | 2,586   | 2,804   | 2,580   | 3,006   | 2,703   | 2,739   | 3,075   | 2,698   | 2,685   | 32,217    |
| D 320334   |    | 1986         | 3,018   | 2,930   | 3,024   | 3,209   | 3,137   | 2,856   | 2,680   | 2,777   | 3,055   | 3,165   | 2,839   | 2,958   | 35,643    |
|  |    | 1987         | 2,847   | 2,872   | 2,822   | 3,307   | 3,038   |         |         |         |         |         |         |         |           |
| Canada   |    | 1983         | 169,440 | 184,091 | 214,895 | 206,340 | 204,069 | 218,052 | 165,499 | 193,011 | 221,266 | 221,523 | 220,485 | 176,151 | 2,394,822 |
|  |    | 1984         | 191,478 | 204,399 | 222,963 | 212,062 | 223,851 | 223,049 | 186,832 | 195,185 | 212,082 | 232,102 | 218,098 | 176,118 | 2,498,219 |
|  |    | 1985         | 186,549 | 198,996 | 218,841 | 217,531 | 228,348 | 219,835 | 196,587 | 209,305 | 225,381 | 245,451 | 235,872 | 197,686 | 2,580,382 |
| D 315413   |    | 1986         | 208,449 | 216,305 | 226,937 | 252,736 | 236,776 | 237,679 | 203,517 | 218,640 | 233,473 | 254,152 | 232,426 | 211,245 | 2,732,330 |
|  |    | 1987         | 207,162 | 228,417 | 243,910 | 258,673 | 249,266 |         |         |         |         |         |         |         |           |
| <b>CLOTHING INDUSTRIES - INDUSTRIES DE L'HABILEMENT</b>                            |    |              |         |         |         |         |         |         |         |         |         |         |         |         |           |
| Québec   |    | 1983         | 215,846 | 263,400 | 272,967 | 219,148 | 201,430 | 245,935 | 234,150 | 299,498 | 312,850 | 285,433 | 265,625 | 186,617 | 3,002,899 |
|  |    | 1984         | 237,733 | 280,976 | 280,107 | 242,214 | 233,329 | 263,272 | 261,472 | 333,404 | 305,683 | 315,091 | 269,887 | 194,122 | 3,217,290 |
|  |    | 1985         | 238,781 | 282,152 | 275,496 | 237,211 | 233,192 | 257,449 | 271,005 | 333,302 | 326,450 | 337,043 | 289,929 | 221,819 | 3,303,829 |
| D 319699   | 24 | 1986         | 262,876 | 305,967 | 287,857 | 257,721 | 242,108 | 263,720 | 296,573 | 356,672 | 383,748 | 364,772 | 299,002 | 226,414 | 3,547,430 |
|  |    | 1987         | 258,186 | 319,296 | 331,466 | 271,470 | 252,198 |         |         |         |         |         |         |         |           |
| Ontario  |    | 1983         | 90,565  | 102,866 | 116,556 | 94,586  | 89,601  | 99,497  | 109,212 | 122,594 | 126,054 | 119,618 | 122,825 | 91,049  | 1,285,018 |
|  |    | 1984         | 96,535  | 110,983 | 122,997 | 101,990 | 97,730  | 105,698 | 119,861 | 128,984 | 131,813 | 134,632 | 127,340 | 102,889 | 1,381,447 |
|  |    | 1985         | 103,114 | 118,584 | 122,097 | 107,945 | 101,647 | 111,719 | 128,994 | 132,251 | 132,323 | 145,391 | 132,830 | 101,460 | 1,438,355 |
| D 320022   |    | 1986         | 116,179 | 133,358 | 135,010 | 120,749 | 106,063 | 118,153 | 130,437 | 133,214 | 145,874 | 150,309 | 135,672 | 110,269 | 1,535,287 |
|  |    | 1987         | 121,737 | 140,972 | 150,596 | 126,155 | 112,840 |         |         |         |         |         |         |         |           |
| Manitoba   |    | 1983         | 22,839  | 27,379  | 23,548  | 18,042  | 19,032  | 24,820  | 30,679  | 37,933  | 33,949  | 31,372  | 28,891  | 17,290  | 315,774   |
|  |    | 1984         | 22,689  | 27,531  | 25,433  | 20,228  | 19,571  | 23,675  | 33,045  | 35,660  | 35,328  | 35,242  | 30,960  | 20,827  | 330,189   |
|  |    | 1985         | 23,622  | 27,118  | 28,453  | 21,308  | 23,014  | 26,148  | 33,779  | 40,743  | 38,307  | 36,803  | 34,093  | 21,513  | 354,901   |
| D 320345   |    | 1986         | 28,491  | 28,938  | 29,008  | 23,540  | 20,577  | 24,984  | 33,315  | 42,727  | 41,614  | 38,257  | 30,177  | 21,759  | 363,387   |
|  |    | 1987         | 26,872  | 29,758  | 26,143  | 25,982  | 21,469  |         |         |         |         |         |         |         |           |
| British Columbia - Colombie-Britannique  |    | 1983         | 9,949   | 11,545  | 12,299  | 8,695   | 7,813   | 10,338  | 10,309  | 13,400  | 12,364  | 10,913  | 9,181   | 7,770   | 174,576   |
|  |    | 1984         | 9,389   | 12,646  | 11,620  | 9,939   | 10,981  | 10,528  | 13,517  | 12,846  | 12,512  | 10,883  | 11,887  | 8,347   | 185,090   |
|  |    | 1985         | 10,247  | 14,381  | 14,086  | 10,414  | 10,060  | 10,894  | 13,716  | 15,104  | 13,205  | 12,508  | 13,900  | 9,984   | 148,494   |
| D 321314   |    | 1986         | 11,798  | 16,042  | 16,073  | 15,024  | 13,717  | 11,569  | 15,544  | 15,557  | 14,535  | 13,483  | 14,074  | 10,477  | 167,893   |
|  |    | 1987         | 13,099  | 15,431  | 17,671  | 13,226  | 12,465  |         |         |         |         |         |         |         |           |
| Canada   |    | 1983         | 350,044 | 419,043 | 442,075 | 352,035 | 330,033 | 400,312 | 398,195 | 487,529 | 498,569 | 460,793 | 439,956 | 312,470 | 4,891,054 |
|  |    | 1984         | 378,104 | 445,856 | 455,399 | 386,084 | 371,491 | 419,596 | 441,830 | 525,032 | 498,225 | 511,577 | 454,299 | 336,264 | 5,223,757 |
|  |    | 1985         | 385,602 | 454,472 | 454,468 | 389,387 | 379,211 | 419,365 | 460,451 | 534,553 | 525,149 | 546,110 | 484,777 | 365,630 | 5,399,175 |
| D 315424   |    | 1986         | 431,168 | 498,347 | 482,226 | 429,889 | 394,805 | 432,597 | 489,206 | 561,458 | 602,196 | 581,825 | 493,579 | 379,901 | 5,774,892 |
|  |    | 1987         | 432,827 | 520,830 | 541,484 | 450,926 | 412,019 |         |         |         |         |         |         |         |           |

See footnote(s) at the end of statistical tables. - Voir note(s) à la fin des tableaux statistiques.

TABLE 5. Estimated Value of Shipments, by Industry Group and Province, Unadjusted for Seasonal Variation

TABLEAU 5. Valeur estimative des livraisons, par groupe d'industries et province, chiffres non-désaisonnalisés

|   |      | Month - Mois |             |               |                |            |             |               |             |         |         |         |         | Total      |
|---|------|--------------|-------------|---------------|----------------|------------|-------------|---------------|-------------|---------|---------|---------|---------|------------|
|   |      | Jan<br>Janv. | Feb<br>Fév. | March<br>Mars | April<br>Avril | May<br>Mai | June<br>Jun | July<br>Juil. | Aug<br>Août | Sept    | Oct     | Nov     | Dec     |            |
| Thousands of dollars - milliers de dollars  |      |              |             |               |                |            |             |               |             |         |         |         |         |            |
| <b>WOOD INDUSTRIES - INDUSTRIES DU BOIS:</b>  |      |              |             |               |                |            |             |               |             |         |         |         |         |            |
| Newfoundland - Terre-Neuve  | 1983 | 1,319        | 1,394       | 1,629         | 1,589          | 1,576      | 2,582       | 2,607         | 2,886       | 3,028   | 2,441   | 2,058   | 1,541   | 24,650     |
|   | 1984 | 1,520        | 1,556       | 1,832         | 1,895          | 1,776      | 1,891       | 3,888         | 3,682       | 3,620   | 3,077   | 2,113   | 1,414   | 28,264     |
|   | 1985 | 1,613        | 1,578       | 1,807         | 1,745          | 1,895      | 2,666       | 3,242         | 3,855       | 4,401   | 3,313   | 2,035   | 1,460   | 29,610     |
| D 318480  | 25   | 1,515        | 1,321       | 1,596         | 1,756          | 1,765      | 2,100       | 3,297         | 3,798       | 4,050   | 3,268   | 2,071   | 1,778   | 28,265     |
|   | 1987 | 1,469        | 1,465       | 1,591         | 1,938          | 1,937      |             |               |             |         |         |         |         |            |
| Nova Scotia - Nouvelle-Écosse   | 1983 | 6,140        | 5,787       | 7,379         | 6,712          | 9,383      | 12,210      | 10,407        | 11,402      | 9,957   | 9,489   | 8,778   | 7,236   | 104,875    |
|   | 1984 | 7,411        | 7,089       | 8,494         | 7,170          | 8,878      | 8,930       | 10,057        | 10,313      | 9,325   | 10,440  | 8,451   | 6,703   | 103,261    |
|   | 1985 | 6,318        | 5,790       | 6,789         | 8,505          | 9,982      | 11,997      | 11,884        | 12,678      | 10,980  | 11,366  | 9,424   | 8,067   | 113,780    |
| D 319176  |      | 7,884        | 7,673       | 8,384         | 10,004         | 11,376     | 12,252      | 14,243        | 12,789      | 12,060  | 13,555  | 11,008  | 10,372  | 131,550    |
|   | 1987 | 9,300        | 9,185       | 8,995         | 12,094         | 12,681     |             |               |             |         |         |         |         |            |
| New Brunswick - Nouveau-Brunswick   | 1983 | 15,243       | 17,233      | 19,704        | 19,471         | 23,526     | 25,686      | 23,529        | 22,720      | 23,391  | 21,319  | 21,510  | 18,004  | 251,336    |
|   | 1984 | 18,469       | 20,252      | 22,171        | 20,801         | 23,678     | 24,200      | 25,577        | 26,811      | 24,800  | 24,166  | 21,189  | 21,039  | 273,153    |
|   | 1985 | 19,104       | 18,871      | 23,168        | 24,821         | 29,126     | 27,647      | 29,105        | 31,270      | 30,580  | 29,601  | 26,432  | 24,734  | 314,509    |
| D 319449  |      | 25,219       | 24,956      | 27,574        | 29,980         | 32,188     | 32,885      | 31,890        | 32,349      | 34,026  | 31,375  | 29,614  | 28,876  | 360,937    |
|   | 1987 | 27,308       | 27,218      | 30,860        | 32,372         | 33,930     |             |               |             |         |         |         |         |            |
| Québec  | 1983 | 178,690      | 148,797     | 170,217       | 172,343        | 196,631    | 203,697     | 161,238       | 188,752     | 178,023 | 180,827 | 179,381 | 148,000 | 2,056,596  |
|   | 1984 | 149,671      | 173,457     | 188,589       | 193,415        | 209,617    | 197,959     | 171,174       | 192,230     | 181,673 | 188,278 | 178,710 | 136,046 | 2,160,819  |
|   | 1985 | 149,246      | 162,764     | 176,084       | 191,177        | 222,509    | 220,975     | 191,756       | 213,953     | 209,858 | 217,537 | 204,474 | 170,419 | 2,330,752  |
| D 319772  |      | 171,083      | 189,350     | 200,554       | 232,917        | 240,773    | 231,687     | 211,577       | 239,766     | 243,640 | 243,427 | 232,238 | 199,233 | 2,636,245  |
|   | 1987 | 197,573      | 214,690     | 251,876       | 265,797        | 271,789    |             |               |             |         |         |         |         |            |
| Ontario   | 1983 | 93,764       | 107,831     | 127,235       | 127,052        | 142,296    | 158,641     | 125,985       | 149,641     | 145,581 | 136,749 | 141,999 | 115,429 | 1,572,203  |
|   | 1984 | 124,165      | 134,934     | 143,959       | 143,341        | 165,827    | 166,204     | 155,071       | 158,370     | 151,602 | 159,185 | 155,525 | 121,483 | 1,779,666  |
|   | 1985 | 135,969      | 140,925     | 145,823       | 157,430        | 182,155    | 181,338     | 171,283       | 174,693     | 175,183 | 182,947 | 173,549 | 144,112 | 1,965,407  |
| D 320095  |      | 158,123      | 158,762     | 172,588       | 201,215        | 202,119    | 205,535     | 199,883       | 192,345     | 211,883 | 214,876 | 193,711 | 180,395 | 2,291,435  |
|   | 1987 | 183,165      | 194,091     | 212,204       | 223,037        | 214,785    |             |               |             |         |         |         |         |            |
| Manitoba  | 1983 | 7,105        | 8,072       | 10,362        | 9,967          | 11,799     | 13,503      | 12,597        | 13,253      | 12,634  | 13,538  | 12,182  | 9,053   | 134,065    |
|   | 1984 | 7,649        | 9,170       | 10,144        | 10,470         | 12,431     | 11,488      | 12,201        | 12,914      | 11,550  | 12,387  | 10,168  | 7,543   | 128,115    |
|   | 1985 | 7,083        | 7,829       | 9,398         | 10,149         | 12,500     | 13,052      | 12,751        | 13,431      | 13,720  | 14,050  | 11,766  | 10,492  | 136,221    |
| D 329418  |      | 9,266        | 11,824      | 12,073        | 13,044         | 14,075     | 15,653      | 14,903        | 14,452      | 14,437  | 15,857  | 12,868  | 10,898  | 158,850    |
|   | 1987 | 10,320       | 12,505      | 14,052        | 14,798         | 15,720     |             |               |             |         |         |         |         |            |
| Alberta   | 1983 | 32,841       | 36,111      | 42,517        | 44,544         | 48,118     | 54,332      | 42,787        | 45,916      | 40,724  | 41,624  | 38,609  | 33,524  | 501,642    |
|   | 1984 | 33,994       | 39,390      | 41,082        | 38,704         | 44,415     | 42,603      | 37,963        | 46,976      | 37,880  | 40,757  | 38,956  | 30,443  | 473,163    |
|   | 1985 | 35,174       | 34,480      | 36,031        | 37,243         | 44,821     | 46,465      | 46,947        | 45,161      | 41,976  | 43,019  | 38,452  | 34,070  | 483,839    |
| D 321064  |      | 42,328       | 41,993      | 44,671        | 49,759         | 50,451     | 50,956      | 51,523        | 47,184      | 50,355  | 51,678  | 47,092  | 46,575  | 574,565    |
|   | 1987 | 45,076       | 45,491      | 48,483        | 47,959         | 52,158     |             |               |             |         |         |         |         |            |
| British Columbia - Colombie Britannique   | 1983 | 316,681      | 342,002     | 389,051       | 376,285        | 414,824    | 475,324     | 435,852       | 383,873     | 392,088 | 388,216 | 370,434 | 368,477 | 4,653,107  |
|   | 1984 | 368,804      | 365,926     | 374,959       | 384,849        | 383,945    | 407,489     | 368,901       | 379,556     | 360,190 | 413,471 | 380,712 | 352,929 | 4,541,731  |
|   | 1985 | 370,856      | 394,952     | 417,758       | 417,502        | 468,022    | 472,148     | 455,916       | 441,864     | 441,744 | 460,848 | 411,919 | 408,202 | 5,161,731  |
| D 321387  |      | 457,920      | 456,806     | 517,380       | 570,635        | 547,190    | 540,071     | 534,042       | 409,392     | 380,984 | 364,432 | 327,350 | 404,175 | 5,510,377  |
|   | 1987 | 481,423      | 503,533     | 567,622       | 548,947        | 536,487    |             |               |             |         |         |         |         |            |
| Canada  | 1983 | 608,242      | 676,770     | 772,838       | 768,738        | 858,513    | 959,516     | 876,006       | 829,370     | 815,039 | 804,896 | 783,367 | 709,163 | 9,417,458  |
|   | 1984 | 721,789      | 761,996     | 803,327       | 812,748        | 863,325    | 873,446     | 794,790       | 840,055     | 790,097 | 861,177 | 805,861 | 685,877 | 9,614,488  |
|   | 1985 | 732,582      | 777,418     | 821,713       | 859,721        | 983,942    | 989,404     | 932,951       | 949,305     | 941,640 | 976,339 | 890,330 | 810,953 | 10,672,298 |
| D 315497  |      | 883,824      | 903,499     | 997,215       | 1,123,089      | 1,110,765  | 1,101,268   | 1,072,568     | 965,898     | 965,898 | 949,617 | 866,787 | 891,708 | 11,832,136 |
|   | 1987 | 966,307      | 1,020,711   | 1,148,032     | 1,159,972      | 1,151,878  |             |               |             |         |         |         |         |            |
| <b>FURNITURE AND FIXTURE INDUSTRIES - INDUSTRIES DU MEUBLE ET DES ARTICLES D'AMEUBLEMENT:</b> |      |              |             |               |                |            |             |               |             |         |         |         |         |            |
| Nova Scotia - Nouvelle-Écosse   | 1983 | 943          | 878         | 1,141         | 878            | 650        | 1,007       | 1,000         | 1,330       | 1,253   | 1,303   | 1,218   | 931     | 12,482     |
|   | 1984 | 1,100        | 1,037       | 905           | 912            | 1,071      | 930         | 748           | 1,371       | 1,077   | 1,106   | 1,015   | 779     | 12,051     |
|   | 1985 | 1,027        | 884         | 763           | 944            | 1,075      | 1,052       | 1,302         | 1,414       | 1,198   | 1,250   | 917     | 953     | 12,779     |
| D 319145  | 26   | 1,110        | 956         | 978           | 961            | 1,062      | 1,287       | 1,347         | 1,420       | 1,284   | 1,685   | 1,100   | 1,423   | 14,613     |
|   | 1987 | 1,196        | 935         | 984           | 1,066          | 1,397      |             |               |             |         |         |         |         |            |
| New Brunswick - Nouveau-Brunswick   | 1983 | 1,321        | 1,323       | 1,311         | 1,401          | 1,537      | 1,761       | 1,183         | 1,671       | 1,574   | 1,391   | 1,656   | 1,271   | 17,350     |
|   | 1984 | 1,596        | 1,483       | 1,436         | 1,470          | 1,367      | 1,866       | 1,180         | 1,417       | 1,584   | 1,262   | 1,276   | 1,154   | 17,091     |
|   | 1985 | 1,354        | 1,195       | 1,299         | 1,239          | 1,984      | 1,386       | 1,635         | 1,695       | 1,549   | 1,648   | 1,328   | 1,684   | 17,996     |
| D 319488  |      | 1,202        | 1,477       | 1,543         | 1,539          | 1,469      | 2,082       | 1,257         | 1,512       | 1,754   | 1,676   | 1,633   | 1,566   | 18,660     |
|   | 1987 | 1,306        | 1,421       | 1,983         | 1,785          | 1,568      |             |               |             |         |         |         |         |            |
| Québec  | 1983 | 46,304       | 56,652      | 67,982        | 64,753         | 66,516     | 70,186      | 55,113        | 69,204      | 74,116  | 71,921  | 76,637  | 60,347  | 779,731    |
|   | 1984 | 63,365       | 72,242      | 70,144        | 75,808         | 76,273     | 58,444      | 73,432        | 77,021      | 83,088  | 80,409  | 60,565  | 60,565  | 870,253    |
|   | 1985 | 60,244       | 73,150      | 82,552        | 81,767         | 89,128     | 85,502      | 73,200        | 85,452      | 89,444  | 103,094 | 89,940  | 76,811  | 990,284    |
| D 319791  |      | 70,397       | 78,944      | 87,090        | 91,748         | 91,304     | 88,601      | 76,014        | 85,904      | 100,575 | 103,597 | 92,525  | 80,736  | 1,047,435  |
|   | 1987 | 81,317       | 89,438      | 105,100       | 95,470         | 99,601     |             |               |             |         |         |         |         |            |
| Ontario   | 1983 | 108,391      | 115,818     | 134,456       | 117,774        | 119,580    | 133,817     | 108,547       | 132,532     | 151,164 | 143,642 | 151,340 | 134,262 | 1,551,323  |
|   | 1984 | 132,916      | 147,630     | 150,181       | 138,435        | 144,833    | 148,543     | 121,866       | 123,357     | 143,198 | 153,697 | 156,987 | 139,114 | 1,700,757  |
|   | 1985 | 143,477      | 151,829     | 158,579       | 156,966        | 165,944    | 166,634     | 149,655       | 145,403     | 173,178 | 187,775 | 180,561 | 162,127 | 1,942,128  |
| D 329114  |      | 163,344      | 173,082     | 181,897       | 176,089        | 177,690    | 178,115     | 154,875       | 163,695     | 199,329 | 199,592 | 194,913 | 187,138 | 2,149,809  |
|   | 1987 | 174,638      | 183,234     | 200,921       | 186,665        | 180,678    |             |               |             |         |         |         |         |            |

See footnote(s) at the end of Statistical tables - Voir note(s) à la fin des tableaux statistiques



TABLE 5. Estimated Value of Shipments, by Industry Group and Province, Unadjusted for Seasonal Variation

TABLEAU 5. Valeur estimative des livraisons, par groupe d'industries et province, chiffres non-désaisonnalisés

|   |      | Months - Mois |           |           |           |           |           |           |           |           |           |           |           | Total      |
|---|------|---------------|-----------|-----------|-----------|-----------|-----------|-----------|-----------|-----------|-----------|-----------|-----------|------------|
|   |      | Jan           | Feb.      | March     | April     | May       | June      | July      | Aug.      | Sept.     | Oct.      | Nov.      | Dec.      |            |
|   |      | Janv.         | fév.      | Mars      | Avril     | Mai       | Jun       | Juill.    | Août      | Sept.     | Oct.      | Nov.      | Déc.      |            |
| thousands of dollars - milliers de dollars  |      |               |           |           |           |           |           |           |           |           |           |           |           |            |
| Manitoba  | 1983 | 8 168         | 9 348     | 10 010    | 9 383     | 9 937     | 9 822     | 7 384     | 9 780     | 11 315    | 11 033    | 11 429    | 8 424     | 116 028    |
|   | 1984 | 9 158         | 9 639     | 9 514     | 8 729     | 9 440     | 9 952     | 7 463     | 8 962     | 9 995     | 10 792    | 10 647    | 8 169     | 112 460    |
|   | 1985 | 8 834         | 9 269     | 10 033    | 10 704    | 11 093    | 10 509    | 9 476     | 11 385    | 12 548    | 12 638    | 11 763    | 10 118    | 128 370    |
| D 320437  | 1986 | 11 286        | 11 542    | 11 950    | 11 235    | 11 534    | 10 839    | 9 792     | 10 847    | 13 171    | 13 757    | 12 100    | 11 150    | 139 203    |
|   | 1987 | 10 624        | 11 157    | 11 984    | 12 121    | 10 909    |           |           |           |           |           |           |           |            |
| Alberta   | 1983 | 7 834         | 8 560     | 9 683     | 7 934     | 8 537     | 8 468     | 7 404     | 9 261     | 9 558     | 9 252     | 9 422     | 7 754     | 103 662    |
|   | 1984 | 7 721         | 8 169     | 8 415     | 7 198     | 7 724     | 7 738     | 7 070     | 8 724     | 7 792     | 8 564     | 8 272     | 6 777     | 94 164     |
|   | 1985 | 7 245         | 7 642     | 8 150     | 8 140     | 8 169     | 8 119     | 8 114     | 8 599     | 9 732     | 9 339     | 9 247     | 8 506     | 101 002    |
| D 321083  | 1986 | 8 385         | 8 470     | 8 841     | 8 836     | 8 669     | 8 125     | 7 747     | 8 529     | 9 747     | 9 194     | 8 387     | 8 268     | 103 193    |
|   | 1987 | 8 082         | 8 551     | 8 547     | 8 934     | 8 915     |           |           |           |           |           |           |           |            |
| British Columbia - Colombie-Britannique   | 1983 | 8 598         | 9 053     | 9 331     | 8 773     | 8 866     | 9 166     | 8 289     | 9 671     | 9 488     | 9 441     | 9 479     | 8 743     | 108 898    |
|   | 1984 | 8 171         | 8 695     | 9 515     | 8 676     | 9 163     | 8 808     | 8 202     | 7 725     | 8 586     | 8 976     | 9 344     | 8 028     | 103 889    |
|   | 1985 | 8 786         | 8 156     | 8 408     | 8 529     | 9 046     | 8 545     | 9 103     | 9 780     | 9 875     | 10 349    | 9 347     | 9 246     | 109 170    |
| D 321406  | 1986 | 10 234        | 10 531    | 11 364    | 12 551    | 11 862    | 10 546    | 10 860    | 12 126    | 10 525    | 11 599    | 10 843    | 9 506     | 132 547    |
|   | 1987 | 9 399         | 10 010    | 10 877    | 10 227    | 9 659     |           |           |           |           |           |           |           |            |
| Canada  | 1983 | 182 191       | 202 169   | 234 421   | 211 430   | 216 187   | 234 910   | 189 378   | 233 996   | 259 002   | 248 632   | 261 911   | 222 310   | 2 696 537  |
|   | 1984 | 224 613       | 249 545   | 260 531   | 236 075   | 249 890   | 254 578   | 205 431   | 225 559   | 249 893   | 268 101   | 268 524   | 225 099   | 2 917 839  |
|   | 1985 | 231 447       | 252 662   | 270 436   | 269 023   | 287 283   | 287 405   | 253 150   | 264 404   | 298 072   | 326 897   | 303 881   | 270 082   | 3 309 742  |
| D 315516  | 1986 | 266 531       | 285 702   | 304 073   | 303 382   | 304 400   | 300 516   | 262 632   | 284 860   | 337 191   | 347 028   | 322 160   | 300 499   | 3 611 974  |
|   | 1987 | 287 229       | 305 742   | 341 435   | 317 114   | 313 911   |           |           |           |           |           |           |           |            |
| <b>PAPER AND ALLIED PRODUCTS INDUSTRIES - INDUSTRIES DU PAPIER ET PRODUITS CONNEXES:</b>        |      |               |           |           |           |           |           |           |           |           |           |           |           |            |
| Nova Scotia - Nouvelle-Ecosse   | 1983 | 23 691        | 23 769    | 25 899    | 26 981    | 26 110    | 35 004    | 25 751    | 23 190    | 25 553    | 26 884    | 27 555    | 29 254    | 319 641    |
|   | 1984 | 28 236        | 30 881    | 36 664    | 40 995    | 41 695    | 42 613    | 38 711    | 36 682    | 35 739    | 43 565    | 46 871    | 36 054    | 458 706    |
|   | 1985 | 36 523        | 39 672    | 39 148    | 39 092    | 37 607    | 37 722    | 38 455    | 39 003    | 38 810    | 42 382    | 39 843    | 40 122    | 468 379    |
| D 319075  | 1986 | 34 759        | 35 453    | 41 042    | 49 944    | 43 022    | 45 334    | 41 339    | 40 144    | 43 763    | 52 897    | 43 951    | 53 974    | 525 672    |
|   | 1987 | 44 935        | 41 562    | 50 576    | 54 586    | 47 653    |           |           |           |           |           |           |           |            |
| Québec  | 1983 | 368 754       | 367 995   | 416 032   | 416 193   | 427 800   | 438 513   | 385 028   | 443 898   | 451 670   | 467 098   | 451 145   | 428 091   | 5 062 217  |
|   | 1984 | 433 673       | 456 823   | 493 638   | 469 703   | 513 936   | 488 466   | 464 981   | 494 088   | 468 546   | 504 580   | 489 516   | 439 150   | 5 717 050  |
|   | 1985 | 487 153       | 474 319   | 518 022   | 502 456   | 516 375   | 503 867   | 456 440   | 545 387   | 509 456   | 550 470   | 512 700   | 473 696   | 6 050 341  |
| D 319721  | 1986 | 505 912       | 500 041   | 521 921   | 561 506   | 552 281   | 538 736   | 518 586   | 546 747   | 559 932   | 583 314   | 533 817   | 546 566   | 6 469 350  |
|   | 1987 | 563 606       | 552 214   | 606 607   | 599 021   | 583 081   |           |           |           |           |           |           |           |            |
| Ontario   | 1983 | 361 741       | 374 002   | 426 243   | 398 195   | 417 758   | 457 928   | 392 594   | 438 252   | 455 747   | 451 028   | 455 338   | 412 802   | 5 041 628  |
|   | 1984 | 443 902       | 472 403   | 514 742   | 484 841   | 530 839   | 525 794   | 485 550   | 512 236   | 480 754   | 524 868   | 506 843   | 448 435   | 5 931 207  |
|   | 1985 | 481 533       | 483 201   | 519 958   | 498 488   | 521 666   | 520 670   | 479 967   | 504 441   | 497 044   | 532 058   | 507 703   | 459 865   | 6 006 594  |
| D 320044  | 1986 | 505 531       | 498 913   | 509 719   | 539 985   | 541 286   | 545 826   | 529 816   | 515 910   | 534 839   | 548 932   | 528 785   | 517 012   | 6 316 554  |
|   | 1987 | 523 816       | 546 663   | 595 538   | 580 529   | 566 214   |           |           |           |           |           |           |           |            |
| Alberta   | 1983 | 28 173        | 31 681    | 33 257    | 28 811    | 31 113    | 38 221    | 28 735    | 31 085    | 32 999    | 32 110    | 32 253    | 32 428    | 380 866    |
|   | 1984 | 31 437        | 33 603    | 40 975    | 40 167    | 37 286    | 37 934    | 41 049    | 40 637    | 38 171    | 39 104    | 34 564    | 43 354    | 458 281    |
|   | 1985 | 32 302        | 33 439    | 39 092    | 36 333    | 42 878    | 42 236    | 39 490    | 36 740    | 36 950    | 38 570    | 36 386    | 33 375    | 447 741    |
| D 321013  | 1986 | 33 873        | 33 659    | 35 868    | 36 592    | 35 234    | 39 663    | 41 932    | 37 485    | 40 368    | 43 645    | 38 857    | 38 196    | 455 372    |
|   | 1987 | 42 970        | 39 439    | 35 745    | 43 653    | 45 195    |           |           |           |           |           |           |           |            |
| British Columbia - Colombie-Britannique   | 1983 | 191 094       | 201 201   | 234 847   | 214 576   | 229 004   | 283 210   | 277 866   | 246 910   | 257 017   | 258 603   | 207 114   | 300 470   | 2 851 912  |
|   | 1984 | 258 705       | 132 161   | 83 465    | 175 472   | 305 654   | 295 627   | 316 980   | 337 471   | 323 778   | 327 544   | 311 144   | 313 411   | 3 131 412  |
|   | 1985 | 293 133       | 259 365   | 283 732   | 279 906   | 275 251   | 281 872   | 291 217   | 274 518   | 276 835   | 302 129   | 288 525   | 297 056   | 3 403 539  |
| D 321336  | 1986 | 264 829       | 270 871   | 349 420   | 332 414   | 292 398   | 350 460   | 364 276   | 341 499   | 325 353   | 367 453   | 310 051   | 359 947   | 3 928 971  |
|   | 1987 | 387 852       | 364 117   | 426 843   | 395 946   | 379 070   |           |           |           |           |           |           |           |            |
| Canada  | 1983 | 1 071 127     | 1 083 659 | 1 245 972 | 1 187 299 | 1 240 240 | 1 366 046 | 1 176 782 | 1 304 735 | 1 358 858 | 1 349 678 | 1 297 890 | 1 328 538 | 15 010 824 |
|   | 1984 | 1 327 106     | 1 261 967 | 1 333 407 | 1 308 515 | 1 587 587 | 1 562 712 | 1 501 988 | 1 584 933 | 1 494 202 | 1 606 646 | 1 545 646 | 1 419 732 | 17 534 441 |
|   | 1985 | 1 476 985     | 1 430 484 | 1 556 891 | 1 505 723 | 1 556 980 | 1 535 297 | 1 439 282 | 1 561 593 | 1 481 635 | 1 612 287 | 1 536 614 | 1 439 727 | 18 133 498 |
| D 315446  | 1986 | 1 480 404     | 1 469 945 | 1 614 245 | 1 665 388 | 1 623 962 | 1 632 591 | 1 654 940 | 1 664 193 | 1 672 369 | 1 771 679 | 1 614 483 | 1 685 160 | 19 609 299 |
|   | 1987 | 1 717 076     | 1 708 759 | 1 902 366 | 1 849 636 | 1 799 515 |           |           |           |           |           |           |           |            |
| <b>PRINTING, PUBLISHING AND ALLIED INDUSTRIES - IMPRIMERIE, ÉDITION ET INDUSTRIES CONNEXES:</b> |      |               |           |           |           |           |           |           |           |           |           |           |           |            |
| Nova Scotia - Nouvelle-Ecosse   | 1983 | 6 510         | 6 786     | 7 370     | 7 221     | 7 260     | 7 547     | 6 863     | 7 285     | 7 483     | 7 530     | 7 768     | 7 463     | 87 086     |
|   | 1984 | 6 871         | 6 660     | 7 835     | 7 960     | 8 874     | 8 844     | 7 959     | 8 343     | 8 171     | 9 058     | 9 098     | 8 147     | 97 770     |
|   | 1985 | 8 378         | 8 076     | 8 318     | 8 822     | 9 391     | 8 919     | 8 670     | 8 578     | 8 814     | 9 703     | 9 199     | 8 692     | 105 560    |
| D 319092  | 1986 | 8 316         | 8 435     | 9 730     | 9 382     | 9 530     | 9 097     | 9 046     | 8 969     | 9 334     | 9 345     | 9 326     | 9 400     | 109 910    |
|   | 1987 | 8 694         | 9 191     | 9 588     | 10 239    | 9 470     |           |           |           |           |           |           |           |            |
| New Brunswick - Nouveau-Brunswick   | 1983 | 4 408         | 4 624     | 5 011     | 4 985     | 5 543     | 5 393     | 4 680     | 4 654     | 5 047     | 5 009     | 5 465     | 5 197     | 60 016     |
|   | 1984 | 4 832         | 5 038     | 5 365     | 5 497     | 5 644     | 5 284     | 5 027     | 5 399     | 5 100     | 5 605     | 5 950     | 5 545     | 64 286     |
|   | 1985 | 5 320         | 5 405     | 5 752     | 5 997     | 6 209     | 5 895     | 5 857     | 5 632     | 5 751     | 6 308     | 6 478     | 5 667     | 70 271     |
| D 319415  | 1986 | 5 782         | 5 695     | 5 746     | 6 245     | 6 210     | 6 066     | 5 571     | 5 989     | 6 070     | 6 938     | 6 402     | 6 068     | 72 782     |
|   | 1987 | 5 367         | 5 868     | 6 734     | 6 579     | 6 972     |           |           |           |           |           |           |           |            |
| Quebec  | 1983 | 155 823       | 166 744   | 186 000   | 175 422   | 186 135   | 179 185   | 146 680   | 181 296   | 189 550   | 193 809   | 208 669   | 185 221   | 2 154 534  |
|   | 1984 | 182 037       | 193 134   | 205 414   | 206 735   | 219 667   | 200 820   | 171 819   | 204 791   | 219 384   | 228 626   | 225 771   | 196 869   | 2 455 067  |
|   | 1985 | 199 328       | 208 068   | 215 114   | 221 731   | 225 587   | 211 193   | 189 520   | 214 391   | 220 628   | 243 562   | 247 525   | 216 596   | 2 613 743  |
| D 319738  | 1986 | 207 878       | 212 929   | 239 002   | 246 607   | 249 258   | 232 335   | 216 543   | 240 384   | 256 245   | 274 207   | 262 671   | 248 835   | 2 886 894  |
|   | 1987 | 243 577       | 243 730   | 267 167   | 257 263   | 263 160   |           |           |           |           |           |           |           |            |

See footnote(s) at the end of statistical tables. - Voir note(s) à la fin des tableaux statistiques.

TABLE 5. Estimated Value of Shipments, by industry Group and Province, Unadjusted for Seasonal Variation

TABLEAU 5. Valeur estimative des livraisons, par groupe d'industries et province, chiffres non-saisonnalisés

|   |    | Month - Mois                               |            |               |                |            |              |              |             |           |           |           |            | Total     |            |
|---|----|--|------------|---------------|----------------|------------|--------------|--------------|-------------|-----------|-----------|-----------|------------|-----------|------------|
|   |    | Jan<br>Janv                                | Feb<br>Fév | March<br>Mars | April<br>Avril | May<br>Mai | June<br>Juin | July<br>Juil | Aug<br>Août | Sept      | Oct       | Nov       | Dec<br>Déc |           |            |
|   |    | Thousands of dollars - milliers de dollars |            |               |                |            |              |              |             |           |           |           |            |           |            |
| Ontario   |    | 1983                                       | 265,752    | 284,156       | 331,602        | 312,167    | 316,447      | 314,988      | 277,289     | 314,707   | 349,792   | 356,014   | 356,605    | 325,405   | 3,804,914  |
|   |    | 1984                                       | 299,701    | 334,067       | 365,568        | 355,061    | 371,957      | 357,613      | 313,653     | 359,649   | 390,503   | 415,628   | 400,828    | 348,462   | 4,117,690  |
|   |    | 1985                                       | 345,846    | 359,287       | 396,289        | 399,981    | 416,582      | 381,284      | 351,748     | 383,275   | 417,833   | 455,382   | 438,896    | 401,935   | 4,748,338  |
|   |    | 1986                                       | 397,084    | 406,962       | 446,305        | 437,134    | 444,516      | 423,483      | 394,917     | 415,951   | 465,520   | 495,297   | 472,014    | 438,417   | 5,237,600  |
| D 320061  |    | 1987                                       | 424,876    | 430,211       | 482,314        | 475,036    | 465,165      |              |             |           |           |           |            |           |            |
| Manitoba  |    | 1983                                       | 20,064     | 21,105        | 24,102         | 22,831     | 25,174       | 24,675       | 20,093      | 22,457    | 25,323    | 24,743    | 25,777     | 22,834    | 279,178    |
|   |    | 1984                                       | 20,679     | 24,162        | 25,419         | 24,788     | 29,194       | 26,335       | 24,755      | 25,414    | 27,138    | 29,007    | 28,039     | 25,888    | 410,818    |
|   |    | 1985                                       | 22,486     | 22,579        | 26,289         | 25,908     | 29,746       | 28,158       | 25,334      | 24,085    | 27,310    | 29,016    | 26,697     | 26,187    | 313,795    |
|   |    | 1986                                       | 24,117     | 26,077        | 28,653         | 27,552     | 31,042       | 30,857       | 26,838      | 28,318    | 28,896    | 31,102    | 29,911     | 30,894    | 344,252    |
| D 320384  |    | 1987                                       | 26,458     | 26,887        | 28,987         | 31,611     | 33,262       |              |             |           |           |           |            |           |            |
| Alberta   |    | 1983                                       | 37,102     | 38,780        | 47,016         | 42,354     | 40,346       | 42,934       | 36,897      | 38,384    | 41,002    | 42,974    | 43,387     | 39,990    | 491,161    |
|   |    | 1984                                       | 37,927     | 41,545        | 48,848         | 43,520     | 45,700       | 44,131       | 40,858      | 42,545    | 42,026    | 46,574    | 47,094     | 44,240    | 524,808    |
|   |    | 1985                                       | 42,957     | 45,975        | 50,144         | 49,329     | 51,008       | 48,048       | 46,089      | 46,604    | 49,244    | 52,536    | 53,779     | 51,018    | 586,731    |
|   |    | 1986                                       | 48,809     | 52,057        | 57,413         | 57,982     | 55,624       | 54,274       | 51,194      | 47,837    | 54,055    | 59,278    | 55,392     | 53,830    | 647,695    |
| D 321030  |    | 1987                                       | 49,627     | 52,444        | 60,471         | 57,020     | 55,366       |              |             |           |           |           |            |           |            |
| Canada  |    | 1983                                       | 539,182    | 576,682       | 663,148        | 625,124    | 640,690      | 638,423      | 544,804     | 624,031   | 678,156   | 692,539   | 712,321    | 646,485   | 7,581,585  |
|   |    | 1984                                       | 606,471    | 664,184       | 722,809        | 696,120    | 739,474      | 708,058      | 624,071     | 707,979   | 753,804   | 802,933   | 786,454    | 692,574   | 8,504,931  |
|   |    | 1985                                       | 685,099    | 710,754       | 771,149        | 779,543    | 811,527      | 754,808      | 692,054     | 750,593   | 798,468   | 875,433   | 860,702    | 782,400   | 9,272,030  |
|   |    | 1986                                       | 761,542    | 781,326       | 863,910        | 864,860    | 874,966      | 835,596      | 779,129     | 820,331   | 895,394   | 958,785   | 913,161    | 861,835   | 10,210,835 |
| D 315463  |    | 1987                                       | 829,967    | 840,661       | 934,702        | 920,061    | 915,704      |              |             |           |           |           |            |           |            |
| PRIMARY METAL INDUSTRIES - INDUSTRIES DE PREMIERE TRANSFORMATION DES METAUX:  |    |  |            |               |                |            |              |              |             |           |           |           |            |           |            |
| Quebec  |    | 1983                                       | 261,491    | 273,439       | 312,931        | 374,947    | 381,104      | 331,003      | 300,956     | 335,905   | 383,058   | 392,216   | 389,467    | 365,149   | 4,101,666  |
|   |    | 1984                                       | 387,848    | 391,710       | 411,610        | 402,296    | 433,007      | 390,595      | 349,168     | 388,641   | 363,996   | 376,001   | 366,661    | 374,846   | 4,636,379  |
|   |    | 1985                                       | 327,110    | 343,060       | 419,057        | 379,739    | 424,871      | 438,079      | 339,321     | 360,081   | 434,434   | 412,105   | 389,678    | 440,374   | 4,707,909  |
|   |    | 1986                                       | 409,142    | 378,804       | 427,028        | 456,510    | 434,039      | 426,933      | 398,452     | 421,568   | 460,126   | 415,799   | 445,061    | 440,936   | 5,114,398  |
| D 319803  | 29 | 1987                                       | 412,513    | 433,762       | 525,838        | 503,341    | 523,785      |              |             |           |           |           |            |           |            |
| Ontario   |    | 1983                                       | 526,746    | 521,355       | 659,542        | 647,559    | 684,612      | 711,871      | 555,682     | 644,101   | 719,857   | 714,386   | 755,915    | 597,421   | 7,738,847  |
|   |    | 1984                                       | 778,280    | 740,662       | 849,815        | 795,137    | 880,091      | 871,468      | 715,740     | 763,166   | 770,494   | 822,511   | 823,706    | 699,935   | 9,511,005  |
|   |    | 1985                                       | 825,396    | 777,615       | 855,238        | 846,319    | 897,339      | 876,700      | 802,650     | 769,605   | 797,154   | 867,055   | 809,015    | 655,335   | 9,775,421  |
|   |    | 1986                                       | 854,807    | 793,053       | 834,164        | 902,211    | 893,112      | 833,896      | 805,760     | 735,318   | 801,329   | 848,566   | 794,656    | 693,755   | 9,790,627  |
| D 320426  |    | 1987                                       | 819,399    | 816,784       | 906,041        | 876,393    | 873,456      |              |             |           |           |           |            |           |            |
| Alberta   |    | 1983                                       | 34,774     | 35,793        | 40,753         | 47,324     | 70,013       | 48,468       | 40,939      | 53,370    | 43,419    | 51,562    | 53,109     | 42,414    | 561,938    |
|   |    | 1984                                       | 45,337     | 45,103        | 52,529         | 64,908     | 70,631       | 41,823       | 60,503      | 67,673    | 54,058    | 68,501    | 50,098     | 57,859    | 679,023    |
|   |    | 1985                                       | 52,807     | 67,418        | 62,281         | 52,118     | 99,603       | 64,120       | 54,383      | 58,099    | 58,405    | 66,778    | 55,425     | 59,031    | 750,468    |
|   |    | 1986                                       | 66,628     | 55,171        | 55,893         | 60,669     | 76,330       | 53,591       | 43,793      | 45,602    | 44,810    | 48,786    | 42,744     | 48,955    | 642,972    |
| D 321095  |    | 1987                                       | 51,620     | 49,551        | 44,212         | 53,393     | 68,654       |              |             |           |           |           |            |           |            |
| British Columbia - Colombie Britannique   |    | 1983                                       | 41,488     | 58,580        | 44,808         | 62,322     | 51,297       | 62,521       | 54,453      | 52,477    | 64,000    | 64,420    | 77,399     | 70,135    | 703,900    |
|   |    | 1984                                       | 48,272     | 76,352        | 66,332         | 51,703     | 74,825       | 82,248       | 65,438      | 69,883    | 65,427    | 63,809    | 72,182     | 105,287   | 843,758    |
|   |    | 1985                                       | 69,635     | 70,296        | 73,961         | 58,625     | 61,385       | 67,069       | 64,721      | 58,753    | 75,516    | 68,702    | 58,719     | 78,771    | 806,153    |
|   |    | 1986                                       | 64,097     | 54,658        | 79,398         | 68,300     | 69,567       | 71,338       | 61,766      | 57,552    | 59,589    | 65,048    | 57,575     | 78,635    | 787,523    |
| D 321418  |    | 1987                                       | 63,034     | 57,063        | 64,848         | 60,380     | 58,236       |              |             |           |           |           |            |           |            |
| Canada  |    | 1983                                       | 902,009    | 919,328       | 1,103,606      | 1,163,064  | 1,229,429    | 1,199,591    | 994,029     | 1,124,885 | 1,246,463 | 1,265,008 | 1,316,457  | 1,107,720 | 13,571,589 |
|   |    | 1984                                       | 1,303,748  | 1,296,370     | 1,433,217      | 1,362,747  | 1,500,134    | 1,425,023    | 1,239,867   | 1,331,855 | 1,290,566 | 1,380,452 | 1,354,021  | 1,275,485 | 16,193,485 |
|   |    | 1985                                       | 1,319,335  | 1,299,461     | 1,464,078      | 1,378,609  | 1,528,547    | 1,486,690    | 1,300,643   | 1,278,504 | 1,400,195 | 1,457,032 | 1,352,676  | 1,272,624 | 16,538,394 |
|   |    | 1986                                       | 1,443,248  | 1,323,273     | 1,439,302      | 1,529,111  | 1,511,336    | 1,424,933    | 1,346,599   | 1,295,856 | 1,398,830 | 1,419,618 | 1,372,923  | 1,305,076 | 16,810,105 |
| D 315528  |    | 1987                                       | 1,381,134  | 1,395,618     | 1,585,018      | 1,540,287  | 1,561,526    |              |             |           |           |           |            |           |            |
| FABRICATED METAL PRODUCTS INDUSTRIES (except machinery and transportation equipment industries) - INDUSTRIES DE LA FABRICATION DES PRODUITS METALLIQUES (sauf les industries de la machinerie et du matériel de transport): |    |  |            |               |                |            |              |              |             |           |           |           |            |           |            |
| Newfoundland - Terre-Neuve  |    | 1983                                       | 1,897      | 1,190         | 2,038          | 1,697      | 1,966        | 2,877        | 2,262       | 2,386     | 2,452     | 2,519     | 2,388      | 2,056     | 25,728     |
|   |    | 1984                                       | 1,714      | 1,677         | 1,879          | 1,839      | 2,062        | 1,617        | 2,055       | 2,045     | 2,273     | 2,055     | 2,022      | 1,555     | 22,793     |
|   |    | 1985                                       | 1,599      | 1,501         | 1,518          | 1,611      | 1,850        | 1,777        | 1,643       | 1,802     | 1,618     | 1,852     | 1,829      | 1,582     | 20,182     |
|   |    | 1986                                       | 1,651      | 1,576         | 1,539          | 1,485      | 2,012        | 1,890        | 1,920       | 1,796     | 1,601     | 2,276     | 1,708      | 1,376     | 20,830     |
| D 318524  | 30 | 1987                                       | 1,337      | 1,268         | 1,285          | 1,601      | 1,595        |              |             |           |           |           |            |           |            |
| Nova Scotia - Nouvelle-Écosse   |    | 1983                                       | 6,769      | 5,708         | 7,736          | 6,270      | 6,343        | 7,868        | 6,319       | 7,668     | 8,631     | 8,808     | 8,259      | 7,260     | 87,639     |
|   |    | 1984                                       | 6,051      | 6,437         | 7,665          | 6,571      | 7,432        | 9,368        | 7,374       | 9,785     | 10,582    | 9,738     | 7,063      | 7,074     | 95,140     |
|   |    | 1985                                       | 8,110      | 7,685         | 7,418          | 6,753      | 8,351        | 12,456       | 8,881       | 12,626    | 10,432    | 10,062    | 8,104      | 7,541     | 108,419    |
|   |    | 1986                                       | 8,562      | 8,010         | 8,951          | 9,734      | 9,283        | 8,966        | 9,265       | 8,885     | 9,890     | 9,176     | 6,923      | 7,552     | 105,197    |
| D 319170  |    | 1987                                       | 6,871      | 6,788         | 8,917          | 8,877      | 9,261        |              |             |           |           |           |            |           |            |
| New Brunswick - Nouveau Brunswick   |    | 1983                                       | 5,376      | 5,515         | 5,878          | 5,368      | 6,360        | 6,472        | 7,254       | 8,172     | 9,712     | 7,974     | 7,716      | 6,000     | 81,797     |
|   |    | 1984                                       | 5,683      | 5,607         | 6,066          | 5,829      | 7,179        | 8,336        | 8,275       | 9,562     | 10,322    | 9,391     | 8,746      | 7,939     | 92,935     |
|   |    | 1985                                       | 7,370      | 6,496         | 6,860          | 6,582      | 9,396        | 11,454       | 9,558       | 12,384    | 11,887    | 12,214    | 9,470      | 7,870     | 111,541    |
|   |    | 1986                                       | 8,580      | 7,905         | 8,918          | 8,411      | 10,014       | 10,361       | 11,116      | 12,136    | 12,765    | 13,227    | 10,635     | 8,923     | 122,991    |
| D 319493  |    | 1987                                       | 8,138      | 8,368         | 9,614          | 9,467      | 9,910        |              |             |           |           |           |            |           |            |

See footnote(s) at the end of statistical tables. - Voir note(s) à la fin des tableaux statistiques.

TABLE 5. Estimated Value of Shipments, by Industry Group and Province, Unadjusted for Seasonal Variation

TABLEAU 5. Valeur estimative des livraisons, par groupe d'industries et province, chiffres non-désaisonnalisés

|  |      | Mois - Month |             |               |                |            |             |                |             |           |           |           |              | Total      |
|--|------|--------------|-------------|---------------|----------------|------------|-------------|----------------|-------------|-----------|-----------|-----------|--------------|------------|
|  |      | Jan<br>Janv. | Feb<br>Fév. | March<br>Mars | April<br>Avril | May<br>Mai | June<br>Jun | July<br>Juill. | Aug<br>Août | Sept.     | Oct.      | Nov.      | Dec.<br>Déc. |            |
| thousands of dollars - milliers de dollars   |      |              |             |               |                |            |             |                |             |           |           |           |              |            |
| Québec   | 1983 | 159 785      | 183 187     | 297 564       | 213 531        | 196 374    | 226 730     | 170 123        | 233 558     | 245 538   | 272 418   | 291 327   | 257 332      | 2 747 467  |
|  | 1984 | 210 539      | 230 033     | 346 037       | 223 105        | 245 931    | 273 870     | 269 894        | 276 946     | 271 621   | 277 943   | 274 193   | 303 104      | 3 703 216  |
|  | 1985 | 255 837      | 236 350     | 329 805       | 283 163        | 313 220    | 283 494     | 275 877        | 352 052     | 346 073   | 381 413   | 335 735   | 322 652      | 3 715 621  |
|  | 1986 | 258 981      | 298 131     | 277 939       | 316 351        | 330 700    | 339 246     | 323 230        | 300 384     | 339 982   | 317 573   | 336 015   | 336 205      | 3 774 737  |
| D 319816   | 1987 | 306 636      | 303 355     | 344 026       | 335 462        | 356 835    |             |                |             |           |           |           |              |            |
| Ontario  | 1983 | 440 153      | 452 283     | 545 001       | 485 043        | 510 045    | 560 120     | 496 617        | 523 369     | 588 879   | 560 477   | 567 303   | 487 169      | 6 216 459  |
|  | 1984 | 501 219      | 529 648     | 591 670       | 549 221        | 558 710    | 618 812     | 568 238        | 609 074     | 630 643   | 638 010   | 614 829   | 524 049      | 6 934 123  |
|  | 1985 | 547 860      | 560 105     | 627 037       | 625 170        | 671 988    | 679 556     | 628 218        | 657 578     | 699 979   | 705 359   | 669 010   | 589 533      | 7 661 393  |
|  | 1986 | 606 703      | 610 605     | 655 643       | 675 954        | 684 404    | 689 697     | 657 874        | 655 822     | 747 176   | 756 056   | 684 206   | 625 698      | 8 049 788  |
| D 320139   | 1987 | 644 654      | 663 372     | 735 701       | 732 151        | 752 547    |             |                |             |           |           |           |              |            |
| Manitoba   | 1983 | 18 518       | 21 322      | 24 650        | 23 711         | 27 541     | 28 863      | 77 315         | 29 364      | 29 316    | 23 913    | 24 746    | 20 147       | 298 906    |
|  | 1984 | 18 182       | 18 530      | 23 757        | 23 855         | 25 344     | 30 729      | 25 223         | 28 188      | 24 762    | 25 826    | 24 988    | 20 279       | 289 663    |
|  | 1985 | 19 420       | 22 117      | 23 438        | 19 261         | 26 825     | 24 171      | 25 423         | 26 182      | 26 437    | 27 286    | 24 879    | 25 451       | 290 890    |
|  | 1986 | 27 684       | 27 409      | 25 527        | 27 197         | 28 713     | 30 339      | 28 656         | 28 106      | 30 313    | 29 346    | 25 868    | 28 286       | 327 444    |
| D 320462   | 1987 | 24 804       | 25 781      | 27 488        | 27 692         | 34 330     |             |                |             |           |           |           |              |            |
| Alberta  | 1983 | 47 239       | 52 202      | 59 170        | 55 507         | 55 666     | 59 492      | 53 188         | 63 120      | 58 976    | 55 993    | 60 169    | 61 907       | 682 624    |
|  | 1984 | 55 537       | 50 681      | 57 084        | 52 790         | 51 248     | 53 646      | 51 705         | 59 080      | 51 636    | 53 353    | 54 969    | 50 480       | 642 209    |
|  | 1985 | 49 453       | 54 134      | 57 479        | 57 026         | 55 478     | 59 021      | 58 711         | 62 029      | 64 189    | 62 862    | 60 341    | 54 718       | 695 441    |
|  | 1986 | 56 482       | 53 591      | 69 352        | 59 770         | 62 777     | 63 714      | 59 612         | 58 209      | 58 868    | 59 852    | 57 368    | 53 827       | 713 422    |
| D 321108   | 1987 | 49 648       | 50 443      | 56 575        | 59 174         | 61 082     |             |                |             |           |           |           |              |            |
| British Columbia - Colombie Britannique  | 1983 | 57 006       | 61 075      | 68 572        | 59 363         | 63 269     | 76 121      | 64 369         | 70 887      | 73 289    | 65 701    | 68 314    | 60 853       | 788 819    |
|  | 1984 | 59 533       | 61 734      | 68 401        | 63 748         | 72 464     | 69 248      | 65 906         | 67 460      | 68 785    | 73 030    | 60 268    | 59 414       | 789 991    |
|  | 1985 | 58 070       | 60 074      | 65 899        | 70 087         | 71 665     | 70 667      | 66 448         | 70 574      | 75 238    | 77 532    | 71 067    | 61 060       | 818 381    |
|  | 1986 | 69 993       | 69 528      | 75 537        | 79 272         | 79 117     | 76 538      | 79 089         | 80 426      | 85 695    | 84 656    | 72 556    | 75 055       | 927 462    |
| D 321431   | 1987 | 75 360       | 77 027      | 84 298        | 88 392         | 97 541     |             |                |             |           |           |           |              |            |
| Canada   | 1983 | 745 545      | 790 563     | 1 018 414     | 859 155        | 881 609    | 978 001     | 837 005        | 948 907     | 1 025 976 | 1 006 658 | 1 039 334 | 912 247      | 11 043 449 |
|  | 1984 | 867 618      | 913 203     | 1 111 643     | 936 027        | 979 299    | 1 075 216   | 1 007 426      | 1 071 337   | 1 080 548 | 1 099 278 | 1 056 394 | 981 723      | 12 179 712 |
|  | 1985 | 954 763      | 956 567     | 1 127 955     | 1 079 050      | 1 168 322  | 1 152 224   | 1 084 282      | 1 204 842   | 1 245 239 | 1 288 398 | 1 190 358 | 1 079 143    | 13 531 152 |
|  | 1986 | 1 043 506    | 1 080 995   | 1 134 698     | 1 188 651      | 1 219 279  | 1 235 833   | 1 190 772      | 1 161 825   | 1 302 232 | 1 289 352 | 1 207 249 | 1 148 190    | 14 202 587 |
| D 315541   | 1987 | 1 127 256    | 1 146 806   | 1 278 692     | 1 275 625      | 1 338 580  |             |                |             |           |           |           |              |            |
| <b>MACHINERY INDUSTRIES (except electrical machinery) - INDUSTRIES DE LA MACHINERIE (sauf électrique):</b> |      |              |             |               |                |            |             |                |             |           |           |           |              |            |
| Québec   | 1983 | 59 897       | 63 074      | 82 415        | 72 578         | 91 484     | 101 730     | 57 008         | 62 436      | 72 083    | 68 694    | 76 867    | 78 015       | 886 281    |
|  | 1984 | 60 392       | 66 789      | 88 528        | 75 172         | 75 069     | 88 158      | 61 669         | 82 159      | 79 094    | 79 564    | 77 350    | 84 232       | 918 176    |
|  | 1985 | 67 254       | 87 624      | 89 783        | 91 868         | 98 276     | 108 577     | 73 970         | 97 002      | 100 814   | 90 567    | 98 050    | 98 218       | 1 102 003  |
|  | 1986 | 73 023       | 89 506      | 90 510        | 96 304         | 93 480     | 110 667     | 85 060         | 86 885      | 91 135    | 110 357   | 102 699   | 114 027      | 1 143 653  |
| D 319847   | 1987 | 81 208       | 109 145     | 105 869       | 125 847        | 128 673    |             |                |             |           |           |           |              |            |
| Ontario  | 1983 | 243 726      | 265 259     | 331 906       | 289 440        | 295 627    | 328 244     | 280 098        | 252 684     | 311 154   | 318 303   | 335 860   | 327 263      | 3 579 564  |
|  | 1984 | 267 305      | 323 531     | 379 994       | 372 963        | 384 312    | 396 139     | 332 075        | 354 406     | 359 633   | 380 942   | 382 138   | 373 291      | 4 306 779  |
|  | 1985 | 326 302      | 359 564     | 430 054       | 413 533        | 415 559    | 401 672     | 357 362        | 353 677     | 390 387   | 406 271   | 416 616   | 417 369      | 4 683 366  |
|  | 1986 | 363 208      | 363 456     | 441 975       | 438 680        | 394 479    | 404 937     | 378 618        | 370 745     | 443 843   | 421 097   | 447 927   | 458 115      | 4 927 080  |
| D 320170   | 1987 | 433 706      | 449 907     | 492 552       | 479 699        | 428 367    |             |                |             |           |           |           |              |            |
| Manitoba   | 1983 | 22 140       | 27 466      | 24 380        | 22 805         | 23 464     | 31 723      | 22 098         | 18 338      | 27 546    | 17 926    | 32 808    | 48 326       | 319 020    |
|  | 1984 | 29 147       | 34 472      | 40 712        | 34 557         | 39 415     | 29 135      | 19 807         | 22 427      | 32 290    | 42 537    | 44 186    | 392 401      | 392 401    |
|  | 1985 | 19 949       | 26 612      | 34 286        | 26 958         | 27 021     | 25 683      | 23 607         | 27 558      | 19 343    | 21 024    | 16 263    | 298 354      | 298 354    |
|  | 1986 | 14 874       | 18 512      | 29 459        | 25 535         | 24 249     | 21 069      | 25 124         | 26 078      | 23 988    | 18 341    | 24 202    | 15 856       | 267 287    |
| D 320493   | 1987 | 15 570       | 18 473      | 18 221        | 24 358         | 20 608     |             |                |             |           |           |           |              |            |
| Saskatchewan   | 1983 | 10 022       | 13 956      | 17 437        | 21 768         | 15 864     | 12 171      | 9 072          | 10 864      | 13 643    | 12 489    | 10 346    | 10 861       | 158 493    |
|  | 1984 | 12 389       | 14 938      | 16 923        | 21 797         | 13 838     | 9 362       | 8 487          | 9 215       | 13 092    | 13 195    | 10 479    | 11 293       | 155 008    |
|  | 1985 | 10 188       | 12 915      | 15 569        | 20 334         | 14 004     | 11 511      | 9 446          | 9 875       | 10 362    | 11 831    | 10 883    | 10 170       | 147 088    |
|  | 1986 | 12 473       | 15 292      | 17 617        | 23 977         | 17 672     | 13 258      | 11 917         | 13 379      | 12 844    | 11 677    | 10 417    | 11 270       | 171 193    |
| D 320816   | 1987 | 11 617       | 13 464      | 16 727        | 21 841         | 14 972     |             |                |             |           |           |           |              |            |
| Alberta  | 1983 | 35 644       | 44 142      | 41 923        | 34 457         | 32 936     | 42 167      | 36 992         | 42 774      | 37 495    | 37 950    | 38 019    | 39 690       | 464 189    |
|  | 1984 | 46 039       | 46 161      | 44 505        | 44 566         | 37 192     | 40 369      | 46 736         | 48 535      | 43 916    | 54 056    | 55 225    | 42 339       | 549 639    |
|  | 1985 | 47 959       | 47 072      | 48 691        | 54 418         | 44 761     | 49 062      | 53 598         | 47 432      | 49 864    | 59 395    | 53 730    | 50 890       | 606 872    |
|  | 1986 | 61 590       | 49 372      | 48 961        | 45 487         | 49 364     | 46 052      | 49 254         | 44 580      | 41 046    | 45 515    | 42 620    | 37 051       | 560 892    |
| D 321139   | 1987 | 40 165       | 42 296      | 49 935        | 34 487         | 35 218     |             |                |             |           |           |           |              |            |
| British Columbia - Colombie Britannique  | 1983 | 25 193       | 25 868      | 25 627        | 29 225         | 28 374     | 31 902      | 28 767         | 27 591      | 30 559    | 27 716    | 25 923    | 27 892       | 329 637    |
|  | 1984 | 22 697       | 27 185      | 34 315        | 29 353         | 27 486     | 38 561      | 33 326         | 31 156      | 30 840    | 39 201    | 28 606    | 25 758       | 368 484    |
|  | 1985 | 28 259       | 29 240      | 28 196        | 30 640         | 34 825     | 35 527      | 39 527         | 33 046      | 33 451    | 40 544    | 30 460    | 30 428       | 394 143    |
|  | 1986 | 32 475       | 37 333      | 37 361        | 35 487         | 31 934     | 41 318      | 39 049         | 35 891      | 48 674    | 42 838    | 34 956    | 34 110       | 451 426    |
| D 321462   | 1987 | 33 430       | 37 711      | 38 139        | 39 235         | 37 721     |             |                |             |           |           |           |              |            |
| Canada   | 1983 | 399 150      | 443 208     | 527 942       | 474 158        | 491 653    | 551 816     | 437 775        | 418 966     | 496 949   | 482 502   | 524 114   | 536 305      | 5 784 730  |
|  | 1984 | 441 643      | 516 988     | 609 506       | 582 146        | 581 972    | 605 623     | 509 454        | 549 051     | 553 771   | 602 870   | 600 586   | 585 086      | 6 738 636  |
|  | 1985 | 504 405      | 566 867     | 651 218       | 643 456        | 638 870    | 636 777     | 564 159        | 573 754     | 618 653   | 633 075   | 635 368   | 627 224      | 7 288 876  |
|  | 1986 | 561 536      | 578 604     | 671 478       | 671 211        | 616 375    | 643 150     | 593 908        | 584 068     | 668 745   | 654 737   | 667 497   | 675 543      | 7 586 957  |
| D 315572   | 1987 | 620 580      | 676 094     | 726 850       | 731 617        | 671 621    |             |                |             |           |           |           |              |            |

See footnote(s) at the end of statistical tables. Voir note(s) à la fin des tableaux statistiques.



TABLE 5. Estimated Value of Shipments, by Industry Group and Province, Unadjusted for Seasonal Variation

TABLEAU 5. Valeur estimative des livraisons, par groupe d'industries et province, chiffres non-saisonnalisés

|  |      | Month - Mois |           |           |           |           |           |           |           |           |           |           |           | Total      |
|--|------|--------------|-----------|-----------|-----------|-----------|-----------|-----------|-----------|-----------|-----------|-----------|-----------|------------|
|  |      | Jan          | Feb       | March     | April     | May       | June      | July      | Aug       | Sept      | Oct       | Nov       | Dec       |            |
|  |      | Janv         | Fev       | Mars      | Avril     | Mai       | Jun       | Juill     | Août      | Sept      | Oct       | Nov       | Dec       |            |
| thousands of dollars - milliers de dollars   |      |              |           |           |           |           |           |           |           |           |           |           |           |            |
| <b>TRANSPORTATION EQUIPMENT INDUSTRIES - INDUSTRIES DU MATERIEL DE TRANSPORT:</b>                            |      |              |           |           |           |           |           |           |           |           |           |           |           |            |
| Nova Scotia - Nouvelle-Ecosse  | 1983 | 18,238       | 16,669    | 19,744    | 18,037    | 18,118    | 20,507    | 13,722    | 23,460    | 29,444    | 21,651    | 21,298    | 22,989    | 243,877    |
|  | 1984 | 21,489       | 23,100    | 28,547    | 28,443    | 27,707    | 28,532    | 21,036    | 18,608    | 39,105    | 38,298    | 36,525    | 21,540    | 332,940    |
|  | 1985 | 19,649       | 18,233    | 22,709    | 28,132    | 27,676    | 31,802    | 30,182    | 12,333    | 18,967    | 25,640    | 33,742    | 26,232    | 295,447    |
| D 319210   | 32   | 19,866       | 19,219    | 26,488    | 21,660    | 30,610    | 30,027    | 23,522    | 10,497    | 20,051    | 22,022    | 23,543    | 28,298    | 277,499    |
|  | 1987 | 20,400       | 18,023    | 22,761    | 25,603    | 33,322    |           |           |           |           |           |           |           |            |
| Québec   | 1983 | 221,249      | 298,383   | 370,859   | 362,882   | 368,772   | 368,521   | 286,406   | 251,828   | 363,794   | 346,001   | 375,076   | 292,202   | 3,905,973  |
|  | 1984 | 396,360      | 394,579   | 399,137   | 372,871   | 435,134   | 399,685   | 299,100   | 315,254   | 340,642   | 300,514   | 470,545   | 391,280   | 4,515,101  |
|  | 1985 | 381,789      | 366,554   | 457,268   | 402,129   | 418,277   | 439,226   | 276,139   | 440,273   | 481,173   | 484,005   | 505,873   | 424,359   | 5,077,065  |
| D 319856   | 1986 | 369,856      | 433,433   | 465,252   | 491,001   | 478,308   | 472,492   | 248,430   | 362,895   | 509,374   | 537,410   | 472,466   | 486,675   | 5,327,592  |
|  | 1987 | 410,538      | 431,416   | 311,855   | 290,998   | 312,398   |           |           |           |           |           |           |           |            |
| Ontario  | 1983 | 1,626,305    | 1,599,173 | 1,908,283 | 1,813,199 | 2,134,366 | 2,187,012 | 1,425,762 | 1,496,968 | 2,062,724 | 2,337,579 | 2,416,169 | 1,970,844 | 22,918,434 |
|  | 1984 | 2,623,939    | 2,547,428 | 2,906,837 | 2,634,800 | 2,782,832 | 2,839,451 | 1,983,871 | 2,482,563 | 2,558,697 | 2,831,505 | 2,810,798 | 2,189,427 | 31,192,143 |
|  | 1985 | 2,892,061    | 2,702,139 | 2,968,301 | 3,059,709 | 3,279,610 | 3,137,530 | 2,583,365 | 2,659,278 | 3,113,787 | 3,336,144 | 3,304,492 | 2,695,332 | 35,731,748 |
| D 320179   | 1986 | 3,359,165    | 3,065,580 | 3,317,199 | 3,537,330 | 3,388,294 | 3,323,117 | 2,416,512 | 2,276,272 | 2,916,052 | 3,349,102 | 2,963,158 | 2,566,384 | 36,478,165 |
|  | 1987 | 2,916,987    | 3,030,599 | 3,307,986 | 2,987,399 | 3,003,147 |           |           |           |           |           |           |           |            |
| British Columbia - Colombie-Britannique  | 1983 | 32,696       | 31,970    | 35,085    | 32,254    | 32,520    | 38,776    | 33,711    | 33,278    | 36,014    | 39,373    | 38,890    | 38,537    | 423,104    |
|  | 1984 | 45,887       | 46,848    | 50,693    | 55,157    | 60,640    | 55,006    | 52,928    | 58,158    | 64,617    | 60,984    | 69,944    | 62,431    | 683,288    |
|  | 1985 | 70,236       | 62,075    | 64,663    | 60,647    | 61,122    | 59,766    | 56,449    | 54,171    | 57,883    | 67,961    | 68,094    | 59,915    | 742,982    |
| D 321471   | 1986 | 59,617       | 61,358    | 61,738    | 64,485    | 65,637    | 68,292    | 65,496    | 58,322    | 66,310    | 70,544    | 70,085    | 73,025    | 784,909    |
|  | 1987 | 68,270       | 64,592    | 81,906    | 82,108    | 82,415    |           |           |           |           |           |           |           |            |
| Canada   | 1983 | 1,947,741    | 2,007,454 | 2,407,532 | 2,294,445 | 2,621,318 | 2,687,026 | 1,816,759 | 1,856,082 | 2,554,011 | 2,800,411 | 2,905,829 | 2,397,607 | 28,296,215 |
|  | 1984 | 3,154,312    | 3,100,060 | 3,532,252 | 3,195,772 | 3,388,298 | 3,409,509 | 2,420,470 | 2,947,035 | 3,084,627 | 3,308,763 | 3,460,213 | 2,732,203 | 37,733,514 |
|  | 1985 | 3,431,105    | 3,256,050 | 3,644,120 | 3,690,187 | 3,870,281 | 3,780,100 | 3,042,032 | 3,232,301 | 3,748,541 | 3,993,981 | 3,992,705 | 3,294,405 | 42,975,808 |
| D 315581   | 1986 | 3,879,670    | 3,650,753 | 3,947,601 | 4,187,333 | 4,046,561 | 3,979,385 | 2,825,187 | 2,779,184 | 3,587,554 | 4,048,871 | 3,597,987 | 3,230,171 | 43,760,207 |
|  | 1987 | 3,488,840    | 3,618,178 | 3,808,488 | 3,465,183 | 3,501,776 |           |           |           |           |           |           |           |            |
| <b>ELECTRICAL AND ELECTRONIC PRODUCTS INDUSTRIES - INDUSTRIES DES PRODUITS ELECTRIQUES ET ELECTRONIQUES:</b> |      |              |           |           |           |           |           |           |           |           |           |           |           |            |
| Québec   | 1983 | 183,658      | 193,746   | 231,811   | 202,039   | 206,867   | 228,614   | 184,783   | 201,752   | 240,720   | 227,765   | 230,204   | 240,755   | 2,572,714  |
|  | 1984 | 204,608      | 207,921   | 256,783   | 215,825   | 236,214   | 276,905   | 205,823   | 239,963   | 260,641   | 250,154   | 251,155   | 251,631   | 2,857,623  |
|  | 1985 | 204,128      | 224,369   | 287,460   | 249,239   | 256,417   | 270,473   | 200,916   | 220,820   | 277,866   | 262,036   | 260,357   | 265,781   | 2,979,862  |
| D 319877   | 1986 | 245,696      | 247,276   | 262,305   | 261,866   | 270,859   | 289,296   | 263,410   | 250,952   | 267,761   | 272,939   | 265,959   | 277,147   | 3,175,466  |
|  | 1987 | 247,965      | 245,840   | 274,905   | 278,369   | 267,040   |           |           |           |           |           |           |           |            |
| Ontario  | 1983 | 458,111      | 488,517   | 576,794   | 509,135   | 517,461   | 586,842   | 475,157   | 503,320   | 616,990   | 575,875   | 606,325   | 622,156   | 6,536,683  |
|  | 1984 | 517,043      | 548,754   | 612,202   | 553,441   | 574,068   | 668,304   | 586,587   | 576,344   | 686,495   | 700,328   | 714,612   | 722,535   | 7,460,713  |
|  | 1985 | 581,459      | 664,042   | 769,298   | 704,088   | 696,180   | 754,084   | 632,245   | 634,410   | 773,677   | 726,611   | 722,478   | 748,236   | 8,406,808  |
| D 320200   | 1986 | 663,486      | 686,878   | 769,515   | 702,583   | 703,199   | 765,106   | 667,639   | 659,307   | 773,599   | 743,477   | 737,691   | 742,681   | 8,615,111  |
|  | 1987 | 629,231      | 693,376   | 787,980   | 754,770   | 749,179   |           |           |           |           |           |           |           |            |
| British Columbia - Colombie-Britannique  | 1983 | 14,997       | 16,814    | 18,176    | 16,514    | 16,128    | 20,699    | 17,636    | 15,406    | 20,693    | 17,885    | 17,699    | 19,920    | 212,567    |
|  | 1984 | 18,905       | 15,764    | 16,455    | 16,696    | 19,037    | 20,843    | 17,673    | 17,709    | 18,691    | 16,078    | 19,036    | 19,448    | 216,335    |
|  | 1985 | 16,206       | 15,533    | 16,075    | 18,917    | 16,685    | 18,405    | 18,897    | 16,708    | 19,459    | 18,578    | 17,240    | 20,842    | 213,545    |
| D 321492   | 1986 | 17,555       | 21,553    | 20,926    | 19,864    | 20,192    | 19,382    | 17,735    | 16,683    | 21,177    | 21,674    | 19,695    | 24,270    | 240,606    |
|  | 1987 | 17,664       | 17,560    | 21,627    | 18,935    | 18,577    |           |           |           |           |           |           |           |            |
| Canada   | 1983 | 701,166      | 744,883   | 878,397   | 775,817   | 787,707   | 889,728   | 722,035   | 765,512   | 927,786   | 874,072   | 903,518   | 932,490   | 9,903,111  |
|  | 1984 | 785,608      | 819,958   | 932,855   | 831,102   | 877,802   | 1,018,134 | 854,336   | 878,918   | 1,016,144 | 1,016,346 | 1,037,738 | 1,048,574 | 11,117,915 |
|  | 1985 | 847,329      | 951,040   | 1,127,232 | 1,023,749 | 1,023,647 | 1,107,959 | 907,591   | 919,537   | 1,128,898 | 1,060,313 | 1,053,546 | 1,095,142 | 12,240,979 |
| D 315602   | 1986 | 981,613      | 1,010,253 | 1,111,376 | 1,042,476 | 1,055,896 | 1,135,514 | 1,005,428 | 979,004   | 1,120,436 | 1,098,837 | 1,083,876 | 1,107,761 | 12,732,470 |
|  | 1987 | 948,095      | 1,013,005 | 1,143,944 | 1,108,161 | 1,091,454 |           |           |           |           |           |           |           |            |
| <b>NON-METALLIC MINERAL PRODUCTS INDUSTRIES - INDUSTRIES DES PRODUITS MINERAIUX NON METALLIQUES:</b>         |      |              |           |           |           |           |           |           |           |           |           |           |           |            |
| Nova Scotia - Nouvelle-Ecosse  | 1983 | 3,277        | 3,100     | 3,867     | 4,999     | 5,911     | 7,711     | 7,176     | 8,081     | 7,811     | 7,707     | 5,865     | 4,226     | 69,731     |
|  | 1984 | 3,762        | 3,921     | 4,014     | 5,085     | 7,848     | 7,986     | 8,470     | 8,425     | 7,550     | 8,080     | 7,687     | 5,034     | 77,862     |
|  | 1985 | 3,683        | 3,500     | 4,520     | 6,112     | 8,773     | 8,474     | 9,743     | 9,161     | 8,332     | 9,169     | 6,855     | 4,576     | 82,898     |
| D 319256   | 1986 | 4,049        | 3,764     | 4,070     | 6,088     | 8,023     | 8,929     | 9,479     | 9,595     | 8,683     | 8,342     | 7,109     | 5,267     | 83,498     |
|  | 1987 | 4,074        | 3,818     | 4,325     | 6,080     | 7,919     |           |           |           |           |           |           |           |            |
| Québec   | 1983 | 55,472       | 53,186    | 73,532    | 78,990    | 95,590    | 110,300   | 92,956    | 112,818   | 113,043   | 107,041   | 95,730    | 71,247    | 1,059,905  |
|  | 1984 | 67,359       | 75,642    | 86,720    | 95,866    | 120,789   | 123,056   | 106,916   | 122,083   | 120,405   | 132,244   | 123,854   | 76,924    | 1,251,858  |
|  | 1985 | 70,311       | 77,247    | 92,834    | 109,787   | 140,796   | 144,541   | 117,826   | 141,853   | 136,421   | 146,480   | 125,776   | 93,310    | 1,397,182  |
| D 319902   | 1986 | 81,345       | 89,753    | 103,031   | 130,132   | 136,794   | 133,044   | 130,924   | 150,837   | 155,048   | 155,586   | 134,233   | 100,189   | 1,500,916  |
|  | 1987 | 97,986       | 99,600    | 121,359   | 135,693   | 159,321   |           |           |           |           |           |           |           |            |
| Ontario  | 1983 | 128,975      | 138,141   | 168,049   | 182,446   | 212,059   | 231,716   | 197,422   | 221,441   | 213,945   | 205,279   | 156,542   | 2,272,687 |            |
|  | 1984 | 161,796      | 168,891   | 190,969   | 205,364   | 236,750   | 247,627   | 235,106   | 231,545   | 231,605   | 267,240   | 241,481   | 175,731   | 2,594,585  |
|  | 1985 | 172,275      | 168,941   | 196,668   | 237,834   | 273,781   | 281,634   | 264,993   | 256,017   | 271,768   | 298,652   | 262,789   | 212,406   | 2,897,758  |
| D 320075   | 1986 | 207,898      | 219,991   | 239,173   | 298,886   | 316,142   | 316,714   | 328,113   | 302,068   | 301,320   | 332,806   | 303,253   | 252,170   | 3,419,034  |
|  | 1987 | 242,620      | 258,242   | 302,468   | 329,536   | 365,414   |           |           |           |           |           |           |           |            |
| Manitoba   | 1983 | 3,969        | 5,134     | 5,750     | 6,548     | 10,583    | 13,143    | 13,477    | 13,220    | 13,101    | 13,151    | 11,275    | 7,445     | 116,796    |
|  | 1984 | 6,686        | 7,568     | 8,104     | 10,035    | 14,546    | 14,091    | 16,018    | 17,074    | 15,362    | 14,784    | 8,872     | 5,168     | 138,258    |
|  | 1985 | 5,682        | 4,700     | 7,440     | 9,223     | 15,104    | 16,502    | 20,797    | 18,864    | 20,669    | 18,669    | 10,807    | 6,804     | 155,261    |
| D 320548   | 1986 | 7,854        | 7,742     | 10,490    | 12,063    | 14,794    | 22,624    | 20,068    | 21,008    | 19,763    | 19,503    | 10,765    | 9,481     | 176,155    |
|  | 1987 | 8,280        | 15,274    | 9,341     | 14,368    | 18,295    |           |           |           |           |           |           |           |            |

See footnote(s) at the end of statistical tables. - Voir note(s) à la fin des tableaux statistiques.

TABLE 5. Estimated Value of Shipments, by Industry Group and Province, Unadjusted for Seasonal Variation

TABLEAU 5. Valeur estimative des livraisons, par groupe d'industries et province, chiffres non-désaisonnalisés

|  |      | Month - Mois |           |           |           |           |           |           |           |           |           |           |           | Total      |
|--|------|--------------|-----------|-----------|-----------|-----------|-----------|-----------|-----------|-----------|-----------|-----------|-----------|------------|
|  |      | Jan          | Feb       | March     | April     | May       | June      | July      | Aug       | Sept      | Oct       | Nov       | Dec       |            |
|  |      | Janv         | Fev       | Mars      | Avril     | Mai       | Jun       | Juill     | Août      | Sept      | Oct       | Nov       | Déc       |            |
| thousands of dollars = milliers de dollars   |      |              |           |           |           |           |           |           |           |           |           |           |           |            |
| Saskatchewan   | 1983 | 5,373        | 6,483     | 7,078     | 8,387     | 11,182    | 13,114    | 11,673    | 12,853    | 11,020    | 11,048    | 9,703     | 4,882     | 112,796    |
|  | 1984 | 5,663        | 6,348     | 6,785     | 8,494     | 10,767    | 12,080    | 11,976    | 11,711    | 11,122    | 10,802    | 8,165     | 6,475     | 110,388    |
|  | 1985 | 5,353        | 5,991     | 6,501     | 7,319     | 9,688     | 11,037    | 10,799    | 10,415    | 10,772    | 10,814    | 7,369     | 6,300     | 101,853    |
|  | 1986 | 5,237        | 5,445     | 5,487     | 7,307     | 9,398     | 11,937    | 12,494    | 11,298    | 11,002    | 12,370    | 8,572     | 6,788     | 107,335    |
| D 320873   | 1987 | 6,468        | 7,061     | 7,143     | 8,598     | 10,620    |           |           |           |           |           |           |           |            |
| Alberta  | 1983 | 36,839       | 40,839    | 38,107    | 38,797    | 54,326    | 61,111    | 53,644    | 56,990    | 56,040    | 56,750    | 46,023    | 27,321    | 566,787    |
|  | 1984 | 31,652       | 33,206    | 32,037    | 35,844    | 47,965    | 55,759    | 54,094    | 52,551    | 44,697    | 51,388    | 40,503    | 30,797    | 510,495    |
|  | 1985 | 33,700       | 31,466    | 36,173    | 32,281    | 45,193    | 59,819    | 63,998    | 58,571    | 60,028    | 62,621    | 50,042    | 37,791    | 571,683    |
|  | 1986 | 39,568       | 36,522    | 39,504    | 40,210    | 44,241    | 57,784    | 55,259    | 56,014    | 55,024    | 58,745    | 44,693    | 39,630    | 566,694    |
| D 321194   | 1987 | 35,908       | 37,756    | 34,385    | 39,053    | 46,861    |           |           |           |           |           |           |           |            |
| British Columbia - Colombie-Britannique  | 1983 | 28,609       | 30,288    | 37,023    | 38,298    | 44,245    | 44,985    | 36,390    | 41,614    | 40,376    | 37,040    | 31,975    | 25,975    | 436,768    |
|  | 1984 | 29,391       | 31,175    | 36,982    | 37,041    | 42,878    | 46,772    | 43,341    | 39,848    | 38,114    | 39,058    | 37,989    | 27,275    | 449,864    |
|  | 1985 | 28,147       | 30,227    | 35,617    | 39,364    | 41,804    | 41,245    | 43,740    | 43,174    | 41,691    | 40,752    | 35,222    | 31,671    | 452,654    |
|  | 1986 | 33,398       | 33,527    | 36,867    | 39,801    | 39,646    | 44,397    | 45,743    | 42,661    | 44,490    | 43,828    | 37,017    | 33,108    | 474,483    |
| D 321517   | 1987 | 31,522       | 36,614    | 35,479    | 39,501    | 43,559    |           |           |           |           |           |           |           |            |
| Canada   | 1983 | 269,289      | 284,294   | 342,848   | 368,719   | 446,756   | 497,559   | 428,150   | 479,193   | 477,729   | 460,362   | 418,011   | 306,117   | 4,779,087  |
|  | 1984 | 313,152      | 333,471   | 373,118   | 406,926   | 495,727   | 523,009   | 489,206   | 496,664   | 482,371   | 538,668   | 480,656   | 334,414   | 5,267,382  |
|  | 1985 | 324,922      | 328,068   | 387,074   | 451,760   | 548,966   | 579,196   | 548,756   | 554,081   | 564,809   | 602,799   | 510,869   | 401,477   | 5,802,777  |
|  | 1986 | 386,693      | 403,576   | 446,073   | 543,632   | 584,667   | 610,546   | 619,769   | 609,674   | 610,879   | 646,252   | 558,040   | 455,976   | 6,475,722  |
| D 315627   | 1987 | 433,872      | 465,147   | 521,969   | 583,440   | 666,289   |           |           |           |           |           |           |           |            |
| <b>REFINED PETROLEUM AND COAL PRODUCTS INDUSTRIES - INDUSTRIES DES PRODUITS RAFFINÉS DU PÉTROLE ET DU CHARBON:</b> |      |              |           |           |           |           |           |           |           |           |           |           |           |            |
| Quebec   | 1983 | 451,788      | 430,824   | 473,004   | 369,026   | 424,657   | 472,341   | 443,699   | 464,657   | 435,229   | 511,095   | 528,803   | 421,565   | 5,426,688  |
|  | 1984 | 545,361      | 488,170   | 548,169   | 495,727   | 522,821   | 404,030   | 381,352   | 385,124   | 420,306   | 428,323   | 422,229   | 461,811   | 5,503,423  |
|  | 1985 | 501,572      | 441,560   | 439,865   | 490,018   | 412,870   | 422,713   | 389,322   | 444,930   | 411,913   | 441,207   | 454,544   | 485,677   | 5,336,191  |
|  | 1986 | 363,739      | 371,073   | 332,641   | 235,250   | 245,499   | 217,160   | 243,257   | 219,338   | 236,502   | 259,419   | 254,386   | 293,516   | 3,271,780  |
| D 319749   | 1987 | 777,076      | 252,099   | 260,899   | 246,662   | 239,823   |           |           |           |           |           |           |           |            |
| Ontario  | 1983 | 737,997      | 625,383   | 690,717   | 726,809   | 724,306   | 727,201   | 743,037   | 722,054   | 726,547   | 773,884   | 730,748   | 721,864   | 8,650,542  |
|  | 1984 | 794,885      | 690,998   | 756,394   | 708,250   | 806,748   | 764,710   | 719,782   | 757,501   | 760,674   | 759,098   | 891,236   | 729,758   | 9,139,536  |
|  | 1985 | 747,086      | 731,716   | 781,559   | 800,361   | 834,557   | 770,121   | 789,994   | 752,892   | 791,208   | 803,146   | 851,919   | 902,401   | 9,556,940  |
|  | 1986 | 832,849      | 721,964   | 650,477   | 633,659   | 651,180   | 576,448   | 563,389   | 565,371   | 558,653   | 552,325   | 548,346   | 524,118   | 7,378,778  |
| D 320072   | 1987 | 496,950      | 484,292   | 532,224   | 510,761   | 587,189   |           |           |           |           |           |           |           |            |
| Alberta  | 1983 | 248,094      | 256,586   | 285,647   | 249,025   | 338,332   | 382,474   | 391,949   | 425,592   | 398,071   | 394,417   | 331,332   | 331,662   | 4,033,176  |
|  | 1984 | 331,221      | 297,423   | 329,629   | 357,274   | 338,502   | 383,841   | 384,973   | 435,792   | 364,567   | 399,982   | 372,983   | 339,175   | 4,340,362  |
|  | 1985 | 352,407      | 304,626   | 345,349   | 354,764   | 450,899   | 474,707   | 510,499   | 531,282   | 448,591   | 432,890   | 478,233   | 467,946   | 4,679,946  |
|  | 1986 | 467,946      | 457,381   | 385,379   | 362,760   | 344,707   | 370,319   | 394,695   | 378,847   | 385,145   | 341,965   | 327,728   | 347,303   | 4,514,175  |
| D 320041   | 1987 | 294,170      | 278,503   | 240,532   | 242,510   | 260,086   |           |           |           |           |           |           |           |            |
| British Columbia - Colombie-Britannique  | 1983 | 185,952      | 197,236   | 191,351   | 196,111   | 229,482   | 201,360   | 246,106   | 201,351   | 177,570   | 172,882   | 159,611   | 179,310   | 2,338,822  |
|  | 1984 | 180,415      | 165,955   | 184,199   | 189,851   | 203,355   | 165,316   | 178,755   | 195,425   | 207,156   | 175,869   | 187,658   | 166,449   | 2,200,383  |
|  | 1985 | 179,273      | 215,862   | 204,834   | 192,571   | 221,757   | 176,281   | 202,900   | 188,417   | 217,326   | 210,049   | 199,328   | 207,528   | 2,416,126  |
|  | 1986 | 198,848      | 220,843   | 201,051   | 179,806   | 196,101   | 168,765   | 171,490   | 165,812   | 173,365   | 173,616   | 155,074   | 174,643   | 2,179,414  |
| D 321364   | 1987 | 138,932      | 132,334   | 144,242   | 144,516   | 157,106   |           |           |           |           |           |           |           |            |
| Canada   | 1983 | 1,822,548    | 1,728,446 | 1,851,885 | 1,715,166 | 1,946,920 | 1,985,868 | 2,053,889 | 2,065,060 | 2,035,556 | 2,173,656 | 2,027,437 | 1,917,913 | 23,374,344 |
|  | 1984 | 2,099,089    | 1,949,366 | 2,127,160 | 1,967,903 | 2,089,874 | 1,981,313 | 1,946,846 | 2,054,636 | 2,008,088 | 2,007,959 | 2,123,200 | 1,975,135 | 24,330,569 |
|  | 1985 | 2,039,900    | 1,929,907 | 1,996,632 | 2,082,556 | 2,169,732 | 2,066,827 | 2,141,465 | 2,189,928 | 2,188,363 | 2,219,617 | 2,322,771 | 2,409,693 | 25,757,386 |
|  | 1986 | 2,145,385    | 2,076,297 | 1,855,334 | 1,663,845 | 1,699,714 | 1,606,796 | 1,593,832 | 1,562,926 | 1,537,829 | 1,540,864 | 1,480,441 | 1,558,397 | 20,321,660 |
| D 315474   | 1987 | 1,405,287    | 1,330,838 | 1,396,078 | 1,360,325 | 1,476,818 |           |           |           |           |           |           |           |            |
| <b>CHEMICAL AND CHEMICAL PRODUCTS INDUSTRIES - INDUSTRIES CHIMIQUES:</b>   |      |              |           |           |           |           |           |           |           |           |           |           |           |            |
| Quebec   | 1983 | 247,384      | 254,778   | 299,612   | 276,981   | 286,307   | 302,734   | 254,016   | 279,486   | 312,205   | 292,000   | 304,236   | 259,179   | 3,368,918  |
|  | 1984 | 258,421      | 287,775   | 330,874   | 293,181   | 313,794   | 323,604   | 266,094   | 293,254   | 313,808   | 309,917   | 293,230   | 268,426   | 3,552,278  |
|  | 1985 | 255,741      | 287,139   | 331,733   | 295,598   | 320,804   | 351,953   | 278,239   | 291,186   | 337,654   | 318,419   | 319,185   | 300,456   | 3,689,107  |
|  | 1986 | 297,077      | 319,803   | 341,967   | 347,563   | 349,717   | 376,843   | 301,858   | 312,029   | 359,759   | 364,102   | 339,631   | 352,114   | 4,062,463  |
| D 319754   | 1987 | 273,430      | 307,123   | 355,084   | 379,254   | 379,973   |           |           |           |           |           |           |           |            |
| Ontario  | 1983 | 695,877      | 705,365   | 809,057   | 808,949   | 880,345   | 874,103   | 728,597   | 781,912   | 820,915   | 789,815   | 806,070   | 721,835   | 9,422,840  |
|  | 1984 | 764,392      | 783,234   | 848,554   | 871,543   | 993,391   | 924,445   | 806,987   | 805,354   | 811,992   | 844,587   | 808,876   | 752,278   | 9,965,633  |
|  | 1985 | 827,735      | 804,918   | 887,835   | 900,108   | 979,498   | 955,246   | 800,741   | 879,057   | 888,588   | 866,824   | 848,434   | 808,304   | 10,396,788 |
|  | 1986 | 873,568      | 868,340   | 923,719   | 958,579   | 971,684   | 932,837   | 804,080   | 809,461   | 884,878   | 910,308   | 878,658   | 855,792   | 10,671,904 |
| D 320077   | 1987 | 840,994      | 889,858   | 958,816   | 986,430   | 1,010,145 |           |           |           |           |           |           |           |            |
| Manitoba   | 1983 | 7,156        | 7,714     | 13,067    | 13,741    | 30,125    | 12,908    | 6,864     | 8,368     | 11,217    | 15,700    | 9,811     | 7,474     | 144,095    |
|  | 1984 | 9,707        | 12,576    | 14,149    | 21,812    | 23,114    | 12,504    | 8,269     | 13,379    | 11,560    | 13,184    | 11,047    | 8,061     | 159,575    |
|  | 1985 | 12,957       | 11,307    | 17,310    | 24,695    | 31,071    | 12,034    | 8,971     | 14,036    | 12,053    | 15,709    | 11,186    | 12,278    | 183,601    |
|  | 1986 | 12,212       | 13,388    | 14,824    | 17,911    | 32,114    | 14,069    | 11,647    | 11,293    | 10,704    | 15,374    | 9,103     | 11,324    | 173,967    |
| D 320400   | 1987 | 11,974       | 11,649    | 15,470    | 18,749    | 20,409    |           |           |           |           |           |           |           |            |
| Alberta  | 1983 | 131,865      | 142,841   | 141,965   | 152,168   | 190,739   | 124,963   | 115,340   | 127,600   | 137,844   | 170,547   | 160,042   | 152,070   | 1,747,388  |
|  | 1984 | 156,422      | 147,538   | 152,763   | 187,874   | 193,452   | 180,754   | 135,331   | 139,013   | 161,462   | 164,185   | 147,996   | 160,148   | 1,926,228  |
|  | 1985 | 168,068      | 150,952   | 158,864   | 192,128   | 229,458   | 200,081   | 131,297   | 140,584   | 151,308   | 166,977   | 154,924   | 153,805   | 1,998,445  |
|  | 1986 | 171,892      | 140,950   | 145,222   | 172,672   | 202,910   | 198,073   | 151,533   | 166,538   | 155,739   | 178,843   | 163,079   | 161,650   | 2,009,101  |
| D 321046   | 1987 | 160,504      | 162,872   | 155,889   | 196,654   | 211,438   |           |           |           |           |           |           |           |            |

See footnote(s) at the end of statistical tables - Voir note(s) à la fin des tableaux statistiques

TABLE 5. Estimated Value of Shipments, by Industry Group and Province, Unadjusted for Seasonal Variation

TABLEAU 5. Valeur estimative des livraisons, par groupe d'industries et province, chiffres non-désaisonnalisés

|   |      | Month - Mois                               |            |               |                |            |             |               |             |           |           |           |           | Total      |
|---|------|--|------------|---------------|----------------|------------|-------------|---------------|-------------|-----------|-----------|-----------|-----------|------------|
|   |      | Jan<br>Janv                                | Feb<br>Fév | March<br>Mars | April<br>Avril | May<br>Mai | June<br>Jun | July<br>Juill | Aug<br>Août | Sept      | Oct       | Nov       | Déc       |            |
|   |      | thousands of dollars - milliers de dollars |            |               |                |            |             |               |             |           |           |           |           |            |
| British Columbia - Colombie-Britannique                                   | 1983 | 44,018                                     | 40,266     | 45,453        | 42,613         | 67,715     | 50,680      | 42,860        | 44,797      | 45,744    | 43,680    | 44,480    | 46,947    | 554,248    |
|   | 1984 | 43,600                                     | 40,067     | 49,592        | 49,141         | 65,587     | 48,573      | 49,219        | 49,380      | 45,133    | 49,910    | 43,882    | 42,808    | 576,892    |
|   | 1985 | 42,173                                     | 43,569     | 48,006        | 53,806         | 71,689     | 47,202      | 52,138        | 48,918      | 46,989    | 45,647    | 41,841    | 39,434    | 581,412    |
| D 301369  | 1986 | 41,329                                     | 44,384     | 46,130        | 56,886         | 64,965     | 66,606      | 55,788        | 50,557      | 51,147    | 46,244    | 41,816    | 41,925    | 607,777    |
|   | 1987 | 46,004                                     | 46,649     | 53,836        | 55,063         | 63,203     |             |               |             |           |           |           |           |            |
| Canada  | 1983 | 1,163,515                                  | 1,175,480  | 1,353,470     | 1,327,517      | 1,494,021  | 1,402,723   | 1,177,488     | 1,277,397   | 1,362,108 | 1,359,481 | 1,375,214 | 1,217,704 | 15,686,118 |
|   | 1984 | 1,263,332                                  | 1,307,215  | 1,442,045     | 1,414,062      | 1,641,738  | 1,542,641   | 1,309,037     | 1,340,454   | 1,387,935 | 1,423,036 | 1,338,365 | 1,275,547 | 16,685,407 |
|   | 1985 | 1,359,182                                  | 1,332,283  | 1,489,842     | 1,513,056      | 1,677,097  | 1,611,672   | 1,304,314     | 1,362,968   | 1,479,160 | 1,451,327 | 1,418,702 | 1,351,823 | 17,351,426 |
| D 315479  | 1986 | 1,437,546                                  | 1,421,160  | 1,524,756     | 1,600,305      | 1,669,124  | 1,632,494   | 1,359,030     | 1,386,858   | 1,505,347 | 1,559,995 | 1,469,016 | 1,466,796 | 18,032,427 |
|   | 1987 | 1,376,511                                  | 1,461,657  | 1,581,722     | 1,680,471      | 1,734,512  |             |               |             |           |           |           |           |            |
| <b>OTHER MANUFACTURING INDUSTRIES - AUTRES INDUSTRIES MANUFACTURIERES</b> |      |  |            |               |                |            |             |               |             |           |           |           |           |            |
| New Scotia - Nouvelle-Écosse  | 1983 | 1,302                                      | 1,382      | 1,527         | 1,415          | 1,609      | 1,817       | 1,543         | 1,599       | 1,644     | 1,691     | 1,633     | 1,363     | 18,525     |
|   | 1984 | 1,515                                      | 1,585      | 1,718         | 1,661          | 1,791      | 1,880       | 2,077         | 2,100       | 1,915     | 2,103     | 1,958     | 1,659     | 21,962     |
|   | 1985 | 1,584                                      | 1,639      | 1,741         | 1,746          | 1,836      | 1,857       | 1,915         | 1,830       | 1,772     | 2,077     | 1,752     | 1,439     | 21,188     |
| D 319277  | 1986 | 1,695                                      | 1,730      | 1,807         | 1,891          | 1,953      | 1,975       | 1,958         | 1,953       | 1,975     | 2,061     | 1,873     | 1,935     | 27,806     |
|   | 1987 | 1,696                                      | 1,832      | 2,046         | 1,833          | 2,004      |             |               |             |           |           |           |           |            |
| Ontario   | 1983 | 190,416                                    | 214,845    | 257,324       | 243,602        | 234,692    | 249,270     | 223,253       | 240,947     | 257,180   | 259,550   | 251,950   | 208,100   | 2,831,129  |
|   | 1984 | 208,638                                    | 223,986    | 243,175       | 220,780        | 235,911    | 250,798     | 226,113       | 227,106     | 247,284   | 264,552   | 249,905   | 216,765   | 2,815,013  |
|   | 1985 | 204,514                                    | 213,537    | 243,274       | 246,073        | 252,377    | 264,573     | 237,138       | 248,047     | 278,834   | 280,022   | 269,381   | 252,794   | 2,990,564  |
| D 320246  | 1986 | 233,430                                    | 247,902    | 261,422       | 257,047        | 264,830    | 275,064     | 256,471       | 258,111     | 275,150   | 285,549   | 270,032   | 254,133   | 3,139,141  |
|   | 1987 | 227,468                                    | 240,765    | 269,226       | 267,187        | 267,943    |             |               |             |           |           |           |           |            |
| Manitoba  | 1983 | 2,947                                      | 3,315      | 3,539         | 3,316          | 3,353      | 3,884       | 3,541         | 3,893       | 3,993     | 3,778     | 3,584     | 3,623     | 42,766     |
|   | 1984 | 3,342                                      | 3,703      | 4,176         | 4,083          | 4,002      | 4,110       | 3,826         | 4,566       | 4,066     | 4,111     | 4,028     | 3,738     | 47,751     |
|   | 1985 | 3,958                                      | 3,695      | 4,178         | 4,237          | 4,729      | 4,377       | 4,757         | 4,563       | 4,161     | 4,690     | 4,466     | 4,692     | 52,503     |
| D 320069  | 1986 | 3,995                                      | 5,012      | 4,655         | 4,789          | 4,730      | 4,707       | 4,987         | 4,495       | 4,546     | 4,601     | 4,027     | 4,621     | 55,165     |
|   | 1987 | 3,831                                      | 4,303      | 4,612         | 4,775          | 4,891      |             |               |             |           |           |           |           |            |
| Alberta   | 1983 | 9,790                                      | 10,159     | 10,617        | 9,331          | 9,489      | 9,777       | 9,170         | 9,935       | 10,079    | 9,704     | 10,331    | 12,180    | 136,199    |
|   | 1984 | 10,285                                     | 11,030     | 11,401        | 9,962          | 10,065     | 10,501      | 9,699         | 10,373      | 10,312    | 11,720    | 11,433    | 12,583    | 130,163    |
|   | 1985 | 10,942                                     | 11,960     | 12,641        | 12,150         | 12,325     | 12,625      | 12,180        | 11,642      | 12,688    | 12,553    | 12,159    | 13,193    | 134,201    |
| D 321175  | 1986 | 11,853                                     | 13,066     | 14,294        | 12,211         | 11,378     | 12,681      | 10,838        | 10,679      | 12,378    | 11,293    | 11,290    | 11,708    | 146,758    |
|   | 1987 | 10,403                                     | 11,072     | 12,329        | 11,621         | 11,533     |             |               |             |           |           |           |           |            |
| British Columbia - Colombie-Britannique                                   | 1983 | 10,245                                     | 10,323     | 11,936        | 11,764         | 11,588     | 12,563      | 10,825        | 11,659      | 11,336    | 11,135    | 11,647    | 14,178    | 136,199    |
|   | 1984 | 9,797                                      | 10,585     | 11,291        | 10,675         | 11,743     | 11,581      | 10,944        | 10,375      | 10,164    | 11,428    | 11,310    | 10,270    | 130,163    |
|   | 1985 | 9,269                                      | 9,810      | 10,759        | 11,300         | 12,307     | 12,053      | 11,353        | 11,482      | 11,263    | 11,892    | 11,817    | 10,896    | 134,201    |
| D 321538  | 1986 | 10,715                                     | 11,208     | 12,070        | 12,922         | 13,584     | 12,581      | 12,790        | 11,263      | 11,955    | 12,497    | 12,595    | 12,578    | 146,758    |
|   | 1987 | 11,195                                     | 11,502     | 12,573        | 12,229         | 13,173     |             |               |             |           |           |           |           |            |
| Canada  | 1983 | 285,636                                    | 313,478    | 371,326       | 350,619        | 343,233    | 371,098     | 327,948       | 358,149     | 389,757   | 383,750   | 371,191   | 311,284   | 4,172,469  |
|   | 1984 | 314,603                                    | 334,952    | 368,780       | 341,282        | 359,486    | 377,523     | 335,800       | 351,257     | 377,005   | 398,830   | 375,917   | 319,701   | 4,255,136  |
|   | 1985 | 312,103                                    | 325,402    | 369,374       | 372,701        | 387,223    | 398,106     | 361,351       | 384,599     | 421,232   | 423,778   | 398,305   | 365,479   | 4,519,653  |
| D 315648  | 1986 | 348,058                                    | 373,231    | 391,391       | 394,826        | 393,948    | 413,895     | 387,625       | 393,028     | 414,884   | 431,749   | 404,323   | 372,726   | 4,719,184  |
|   | 1987 | 342,803                                    | 368,051    | 412,825       | 406,650        | 406,684    |             |               |             |           |           |           |           |            |

See footnote(s) at the end of statistical tables - Voir note(s) à la fin des tableaux statistiques.



TABLE 6. Estimated Value of Shipments, Orders and Inventories in Selected Individual Industries

TABLEAU 6. Valeur estimative des livraisons, commandes et stocks de certaines industries particulières

| SIC 1980  | CAE 1980 | Months - Mois                              |             |               |                |            |              |                |             |         |         |         |         | Total   |           |
|---|----------|--|-------------|---------------|----------------|------------|--------------|----------------|-------------|---------|---------|---------|---------|---------|-----------|
|   |          | Jan<br>Janv.                               | Feb<br>Fév. | March<br>Mars | April<br>Avril | May<br>Mai | June<br>Juin | July<br>Juill. | Aug<br>Août | Sept    | Oct     | Nov     | Dec     |         |           |
|   |          | thousands of dollars = milliers de dollars |             |               |                |            |              |                |             |         |         |         |         |         |           |
| <b>FOOD INDUSTRIES - INDUSTRIES DES ALIMENTS:</b>   |          |  |             |               |                |            |              |                |             |         |         |         |         |         |           |
| Meat and Meat products industry (except poultry) - Industrie de la viande et de ses produits (sauf la volaille) |          | 1983                                       | 604 566     | 654 352       | 678 628        | 660 827    | 691 399      | 677 106        | 636 367     | 668 959 | 656 536 | 633 634 | 662 779 | 628 522 | 7 853 665 |
| Shipments - Livraisons  |          | 1984                                       | 572 505     | 661 036       | 681 552        | 649 407    | 727 023      | 713 384        | 658 784     | 643 449 | 698 462 | 694 492 | 720 480 | 661 974 | 8 077 548 |
| D 315355  |          | 1985                                       | 668 041     | 687 751       | 699 439        | 668 091    | 739 806      | 719 535        | 687 866     | 694 787 | 656 153 | 699 778 | 710 994 | 664 875 | 8 297 116 |
| Inventory owned - Total - Des stocks possédés   |          | 1986                                       | 680 393     | 683 334       | 672 107        | 677 340    | 725 457      | 714 689        | 717 108     | 739 656 | 715 367 | 739 579 | 780 415 | 751 447 | 8 596 892 |
| D 317840  |          | 1987                                       | 728 561     | 728 802       | 720 729        | 729 831    | 782 275      |                |             |         |         |         |         |         |           |
| Fruit and vegetable industries - Industries de la préparation des fruits et des légumes                         |          | 1983                                       | 258 401     | 296 944       | 278 141        | 278 271    | 766 549      | 262 547        | 253 475     | 251 249 | 251 984 | 260 011 | 268 087 | 249 840 |           |
| Shipments - Livraisons  |          | 1984                                       | 273 632     | 261 074       | 276 356        | 281 566    | 271 647      | 261 950        | 253 917     | 240 372 | 254 352 | 277 819 | 279 439 | 261 938 |           |
| D 315358  |          | 1985                                       | 286 646     | 290 738       | 299 405        | 310 353    | 295 187      | 249 920        | 299 836     | 307 060 | 296 652 | 309 832 | 323 651 | 302 571 |           |
| Inventory owned - Total - Des stocks possédés   |          | 1986                                       | 306 430     | 303 941       | 296 032        | 307 172    | 309 665      | 299 346        | 297 435     | 310 731 | 322 241 | 316 010 | 323 559 | 298 327 |           |
| D 317843  |          | 1987                                       | 320 646     | 331 327       | 333 727        | 335 049    | 329 509      |                |             |         |         |         |         |         |           |
| Dairy products industries - Industries laitières  |          | 1983                                       | 161 683     | 178 998       | 173 216        | 166 490    | 169 867      | 186 500        | 166 014     | 167 774 | 190 885 | 181 870 | 183 276 | 177 379 | 2 102 902 |
| Shipments - Livraisons  |          | 1984                                       | 161 092     | 179 423       | 176 738        | 187 821    | 190 211      | 194 845        | 181 906     | 191 475 | 201 015 | 212 851 | 207 536 | 193 158 | 2 278 071 |
| D 315361  |          | 1985                                       | 189 708     | 199 600       | 189 127        | 191 150    | 190 188      | 191 734        | 191 432     | 173 978 | 204 489 | 212 709 | 207 977 | 207 874 | 2 344 501 |
| Inventory owned - Total - Des stocks possédés   |          | 1986                                       | 205 271     | 195 722       | 196 253        | 219 537    | 196 018      | 210 749        | 200 180     | 191 560 | 220 706 | 238 260 | 219 307 | 207 350 | 2 500 363 |
| D 317843  |          | 1987                                       | 201 669     | 205 619       | 222 324        | 226 807    | 207 814      |                |             |         |         |         |         |         |           |
| Feed industry - Industrie des aliments pour animaux   |          | 1983                                       | 639 145     | 601 891       | 580 276        | 568 782    | 550 066      | 540 799        | 574 282     | 582 633 | 639 430 | 671 009 | 660 982 | 633 080 |           |
| Shipments - Livraisons  |          | 1984                                       | 593 335     | 573 618       | 558 235        | 556 775    | 526 110      | 526 489        | 513 121     | 595 674 | 682 322 | 709 123 | 715 065 | 661 041 | 7 111 996 |
| D 315361  |          | 1985                                       | 664 148     | 610 314       | 601 776        | 595 997    | 574 730      | 569 665        | 565 008     | 655 742 | 717 167 | 726 639 | 751 096 | 704 521 | 7 268 225 |
| Inventory owned - Total - Des stocks possédés   |          | 1986                                       | 668 260     | 636 633       | 606 274        | 592 956    | 589 388      | 583 276        | 584 060     | 633 144 | 682 642 | 755 030 | 736 538 | 697 884 |           |
| D 317843  |          | 1987                                       | 717 665     | 702 642       | 679 804        | 668 938    | 668 255      |                |             |         |         |         |         |         |           |
| Vegetable oil mills (except corn oil) - Industrie des huiles végétales (sauf l'huile de maïs)                   |          | 1983                                       | 418 686     | 417 124       | 464 763        | 440 199    | 504 594      | 511 292        | 492 004     | 501 785 | 483 445 | 458 871 | 453 983 | 468 239 | 5 614 987 |
| Shipments - Livraisons  |          | 1984                                       | 454 449     | 449 625       | 495 633        | 480 895    | 545 082      | 544 782        | 515 711     | 540 909 | 513 394 | 508 507 | 498 721 | 468 344 | 6 016 052 |
| D 315361  |          | 1985                                       | 488 097     | 453 430       | 494 910        | 508 304    | 550 377      | 535 163        | 540 987     | 533 857 | 520 963 | 511 319 | 477 402 | 493 514 | 6 109 323 |
| Inventory owned - Total - Des stocks possédés   |          | 1986                                       | 469 802     | 450 262       | 509 732        | 534 667    | 555 877      | 572 520        | 557 077     | 535 213 | 528 618 | 531 562 | 495 167 | 538 496 | 6 278 988 |
| D 315361  |          | 1987                                       | 514 125     | 489 175       | 531 829        | 536 162    | 571 975      |                |             |         |         |         |         |         |           |
| New orders - Nouvelles commandes  |          | 1983                                       | 400 424     | 385 491       | 392 783        | 411 614    | 410 487      | 411 124        | 425 130     | 411 760 | 387 387 | 400 928 | 394 130 | 406 934 |           |
| Inventory owned - Total - Des stocks possédés   |          | 1984                                       | 427 826     | 448 092       | 454 333        | 460 973    | 464 488      | 473 893        | 474 946     | 468 278 | 460 245 | 465 875 | 461 041 | 472 844 |           |
| D 317846  |          | 1985                                       | 465 243     | 475 394       | 489 175        | 493 041    | 487 973      | 466 373        | 467 911     | 489 557 | 483 951 | 462 713 | 484 134 | 479 728 |           |
| Inventory owned - Total - Des stocks possédés   |          | 1986                                       | 479 850     | 480 990       | 487 320        | 490 216    | 496 666      | 502 859        | 497 724     | 506 111 | 498 668 | 489 945 | 490 947 | 478 825 |           |
| D 317846  |          | 1987                                       | 501 085     | 501 986       | 513 890        | 513 287    | 524 148      |                |             |         |         |         |         |         |           |
| Biscuit industry - Industries des biscuits  |          | 1983                                       | 189 191     | 196 640       | 205 515        | 211 153    | 223 018      | 205 717        | 183 634     | 207 299 | 217 446 | 214 864 | 228 652 | 222 052 | 2 505 181 |
| Shipments - Livraisons  |          | 1984                                       | 213 545     | 219 607       | 227 254        | 225 106    | 258 080      | 231 806        | 214 628     | 224 528 | 207 706 | 226 126 | 230 336 | 219 963 | 2 698 685 |
| D 315367  |          | 1985                                       | 216 359     | 204 768       | 211 916        | 211 987    | 233 380      | 199 360        | 192 035     | 188 260 | 181 684 | 198 947 | 201 318 | 204 750 | 2 444 764 |
| Inventory owned - Total - Des stocks possédés   |          | 1986                                       | 199 949     | 193 632       | 193 413        | 201 569    | 211 024      | 189 750        | 187 603     | 181 780 | 193 647 | 207 174 | 196 044 | 207 640 | 2 363 225 |
| D 315367  |          | 1987                                       | 192 489     | 186 587       | 196 554        | 199 693    | 207 213      |                |             |         |         |         |         |         |           |
| Unfilled orders - Commandes en carnet   |          | 1983                                       | 127 153     | 128 460       | 135 302        | 138 942    | 141 110      | 137 572        | 131 740     | 133 178 | 136 764 | 144 317 | 145 768 | 145 738 |           |
| Inventory owned - Total - Des stocks possédés   |          | 1984                                       | 147 671     | 148 433       | 152 714        | 150 247    | 147 503      | 142 145        | 141 190     | 137 996 | 135 129 | 138 721 | 148 725 | 150 190 |           |
| D 317852  |          | 1985                                       | 151 063     | 146 169       | 143 924        | 143 450    | 136 079      | 128 914        | 124 998     | 124 097 | 122 829 | 123 758 | 128 240 | 133 005 |           |
| Inventory owned - Total - Des stocks possédés   |          | 1986                                       | 132 606     | 131 970       | 131 367        | 131 236    | 129 418      | 127 998        | 120 075     | 125 278 | 122 827 | 125 302 | 131 982 | 137 564 |           |
| D 317852  |          | 1987                                       | 139 361     | 132 662       | 133 857        | 133 244    | 136 129      |                |             |         |         |         |         |         |           |
| Vegetable oil mills (except corn oil) - Industrie des huiles végétales (sauf l'huile de maïs)                   |          | 1983                                       | 59 772      | 58 627        | 66 757         | 67 331     | 61 397       | 59 303         | 55 404      | 52 054  | 78 447  | 83 984  | 103 293 | 87 810  | 834 179   |
| Shipments - Livraisons  |          | 1984                                       | 88 805      | 96 822        | 93 587         | 76 876     | 105 992      | 82 053         | 54 082      | 49 882  | 71 943  | 77 034  | 66 456  | 71 089  | 934 621   |
| D 315368  |          | 1985                                       | 85 940      | 68 265        | 101 557        | 89 152     | 82 213       | 84 346         | 79 906      | 62 044  | 64 774  | 76 579  | 66 759  | 56 659  | 818 194   |
| Inventory owned - Total - Des stocks possédés   |          | 1986                                       | 72 663      | 68 799        | 75 469         | 64 474     | 76 857       | 73 019         | 69 744      | 68 178  | 57 576  | 59 948  | 61 286  | 70 500  | 816 513   |
| D 315368  |          | 1987                                       | 63 125      | 67 179        | 75 956         | 64 073     | 55 513       |                |             |         |         |         |         |         |           |
| New orders - Nouvelles commandes  |          | 1983                                       | 56 176      | 66 188        | 61 635         | 65 020     | 57 938       | 55 304         | 61 742      | 58 038  | 87 978  | 94 530  | 120 953 | 75 153  |           |
| Inventory owned - Total - Des stocks possédés   |          | 1984                                       | 87 455      | 90 098        | 80 759         | 83 571     | 95 401       | 82 626         | 53 441      | 48 358  | 66 811  | 84 617  | 68 007  | 81 913  |           |
| D 315723  |          | 1985                                       | 84 911      | 57 630        | 113 080        | 93 565     | 78 537       | 84 556         | 72 962      | 64 187  | 72 251  | 76 741  | 67 511  | 54 405  |           |
| Inventory owned - Total - Des stocks possédés   |          | 1986                                       | 79 408      | 64 678        | 72 047         | 58 558     | 66 449       | 81 594         | 51 548      | 71 882  | 54 651  | 65 546  | 70 429  | 68 813  |           |
| D 315723  |          | 1987                                       | 60 363      | 61 571        | 77 703         | 60 378     | 48 588       |                |             |         |         |         |         |         |           |
| Unfilled orders - Commandes en carnet   |          | 1983                                       | 39 703      | 47 264        | 42 142         | 39 831     | 35 372       | 32 373         | 38 711      | 44 695  | 54 226  | 64 772  | 82 432  | 69 775  |           |
| Inventory owned - Total - Des stocks possédés   |          | 1984                                       | 68 425      | 61 701        | 48 373         | 55 068     | 44 777       | 45 050         | 44 409      | 42 885  | 37 753  | 45 336  | 46 887  | 57 711  |           |
| D 316078  |          | 1985                                       | 56 682      | 46 047        | 57 570         | 61 983     | 58 307       | 58 517         | 51 573      | 53 716  | 61 193  | 61 355  | 62 107  | 59 853  |           |
| Inventory owned - Total - Des stocks possédés   |          | 1986                                       | 66 598      | 64 477        | 61 095         | 55 139     | 44 731       | 53 306         | 35 110      | 38 814  | 35 889  | 41 487  | 50 630  | 48 943  |           |
| D 316078  |          | 1987                                       | 46 181      | 45 573        | 47 320         | 43 625     | 36 700       |                |             |         |         |         |         |         |           |
| Biscuit industry - Industries des biscuits  |          | 1983                                       | 86 193      | 80 838        | 86 496         | 77 477     | 67 778       | 62 764         | 71 835      | 81 770  | 102 990 | 146 868 | 157 499 | 150 957 |           |
| Shipments - Livraisons  |          | 1984                                       | 146 128     | 131 776       | 118 364        | 114 933    | 116 943      | 94 285         | 75 582      | 61 221  | 63 723  | 106 540 | 115 951 | 112 781 |           |
| D 317853  |          | 1985                                       | 109 189     | 75 178        | 90 642         | 78 700     | 87 598       | 79 159         | 71 186      | 59 705  | 62 842  | 96 107  | 87 350  | 91 250  |           |
| Inventory owned - Total - Des stocks possédés   |          | 1986                                       | 86 706      | 84 222        | 72 939         | 82 020     | 66 859       | 69 762         | 59 826      | 43 088  | 32 839  | 45 614  | 76 148  | 79 987  |           |
| D 317853  |          | 1987                                       | 84 993      | 73 595        | 65 290         | 49 046     | 61 416       |                |             |         |         |         |         |         |           |
| New orders - Nouvelles commandes  |          | 1983                                       | 30 470      | 30 744        | 38 738         | 35 342     | 37 602       | 43 398         | 36 115      | 37 458  | 45 095  | 39 852  | 43 268  | 36 203  | 454 289   |
| Shipments - Livraisons  |          | 1984                                       | 33 324      | 37 804        | 45 553         | 37 841     | 42 413       | 46 148         | 32 135      | 37 894  | 52 272  | 43 905  | 43 562  | 38 489  | 491 340   |
| D 315370  |          | 1985                                       | 31 380      | 42 061        | 48 148         | 38 133     | 43 047       | 51 994         | 34 739      | 41 769  | 57 748  | 48 410  | 47 719  | 39 999  | 524 647   |
| Inventory owned - Total - Des stocks possédés   |          | 1986                                       | 33 980      | 41 498        | 47 828         | 42 774     | 44 029       | 46 296         | 32 978      | 34 520  | 51 660  | 45 457  | 50 559  | 46 907  | 518 486   |
| D 315370  |          | 1987                                       | 35 586      | 42 828        | 49 645         |            |              |                |             |         |         |         |         |         |           |

TABLE 6. Estimated Value of Shipments, Orders and Inventories in Selected Individual Industries

TABLEAU 6. Valeur estimative des livraisons, commandes et stocks de certaines industries particulières

| 1980<br>CAI 1980  | Month - Mois                               |         |         |         |         |         |         |         |         |         |         |         |         | Total     |
|---|--|---------|---------|---------|---------|---------|---------|---------|---------|---------|---------|---------|---------|-----------|
|   | Jan.                                       | Feb.    | March   | April   | May     | June    | July    | Aug     | Sept.   | Oct.    | Nov.    | Dec.    |         |           |
|   | Janv.                                      | Fév.    | Mars    | Avril   | Mai     | Jun     | Juill.  | Août    | Sept.   | Oct.    | Nov.    | Déc.    |         |           |
|   | thousands of dollars - milliers de dollars |         |         |         |         |         |         |         |         |         |         |         |         |           |
| Raw materials - Matières premières  | 1983                                       | 22,442  | 21,007  | 21,265  | 21,177  | 20,647  | 20,399  | 21,103  | 21,530  | 23,362  | 21,546  | 21,241  | 21,438  | ---       |
|   | 1984                                       | 22,514  | 22,207  | 22,741  | 23,231  | 22,407  | 23,420  | 24,124  | 24,235  | 23,618  | 23,509  | 23,201  | 24,847  | ---       |
|   | 1985                                       | 28,185  | 25,394  | 26,728  | 25,916  | 26,216  | 26,479  | 27,225  | 26,343  | 26,937  | 27,122  | 26,251  | 26,478  | ---       |
|   | 1986                                       | 26,331  | 29,331  | 28,171  | 29,086  | 28,555  | 29,122  | 28,260  | 26,829  | 27,069  | 25,931  | 25,506  | 25,200  | ---       |
| D 316790  | 10 1071                                    | 1987    | 24,596  | 25,463  | 25,023  | 24,285  | 25,658  |         |         |         |         |         |         | ---       |
| Goods in Process - Produits en cours  | 1983                                       | 496     | 537     | 474     | 540     | 526     | 709     | 682     | 679     | 696     | 690     | 636     | 566     | ---       |
|   | 1984                                       | 697     | 681     | 656     | 701     | 757     | 680     | 654     | 791     | 798     | 724     | 644     | 644     | ---       |
|   | 1985                                       | 711     | 701     | 675     | 627     | 578     | 596     | 775     | 801     | 745     | 799     | 646     | 620     | ---       |
|   | 1986                                       | 645     | 641     | 600     | 719     | 732     | 737     | 727     | 702     | 711     | 747     | 743     | 608     | ---       |
| D 317145  | 10 1071                                    | 1987    | 759     | 714     | 729     | 753     | 768     |         |         |         |         |         |         | ---       |
| Finished products - Produits finis  | 1983                                       | 20,097  | 19,536  | 17,952  | 21,070  | 22,756  | 22,006  | 17,564  | 19,254  | 20,727  | 21,588  | 21,740  | 18,097  | ---       |
|   | 1984                                       | 19,432  | 18,664  | 18,237  | 19,699  | 20,597  | 23,121  | 21,613  | 17,534  | 20,277  | 21,150  | 24,335  | 17,843  | ---       |
|   | 1985                                       | 20,468  | 19,964  | 29,009  | 30,176  | 29,610  | 28,663  | 28,653  | 27,740  | 26,242  | 30,628  | 31,682  | 28,781  | ---       |
|   | 1986                                       | 28,062  | 26,073  | 23,717  | 25,475  | 23,774  | 26,801  | 25,992  | 21,478  | 23,325  | 26,237  | 27,393  | 25,505  | ---       |
| D 317500  | 10 1071                                    | 1987    | 27,713  | 28,011  | 28,469  | 29,585  | 31,329  |         |         |         |         |         |         | ---       |
| Sugar and sugar confectionery industries - Industries du sucre et des confiseries | 1983                                       | 113,231 | 115,839 | 119,536 | 114,106 | 109,663 | 115,023 | 100,103 | 118,188 | 157,691 | 131,165 | 130,351 | 113,167 | 1,438,063 |
| Shipments - Livraisons  | 1984                                       | 112,250 | 124,442 | 127,790 | 115,722 | 113,668 | 122,441 | 103,053 | 128,706 | 150,888 | 145,465 | 149,453 | 118,528 | 1,512,406 |
|   | 1985                                       | 116,225 | 118,433 | 125,047 | 111,298 | 115,006 | 146,262 | 97,334  | 121,044 | 149,390 | 140,901 | 141,781 | 120,460 | 1,503,181 |
|   | 1986                                       | 120,975 | 120,557 | 121,109 | 111,278 | 111,931 | 123,205 | 107,027 | 109,955 | 132,775 | 126,185 | 122,701 | 104,671 | 1,412,360 |
| D 315372  | 10 108                                     | 1987    | 100,324 | 119,212 | 132,836 | 117,854 | 112,744 |         |         |         |         |         |         | ---       |
| Inventory owned - Total - Des stocks possédés                                     | 1983                                       | 259,826 | 235,811 | 229,429 | 217,958 | 227,829 | 209,441 | 211,779 | 194,326 | 192,531 | 220,747 | 238,779 | 211,619 | ---       |
|   | 1984                                       | 249,981 | 240,490 | 218,189 | 238,257 | 237,548 | 227,837 | 239,674 | 218,504 | 203,271 | 210,741 | 229,645 | 220,416 | ---       |
|   | 1985                                       | 228,095 | 226,502 | 230,068 | 230,755 | 224,272 | 196,797 | 208,910 | 208,647 | 227,138 | 228,171 | 249,983 | 255,032 | ---       |
|   | 1986                                       | 236,885 | 231,543 | 242,444 | 246,564 | 248,142 | 231,446 | 238,473 | 237,456 | 222,137 | 234,110 | 244,284 | 227,086 | ---       |
| D 317857  | 10 108                                     | 1987    | 221,912 | 229,960 | 224,826 | 225,835 | 238,194 |         |         |         |         |         |         | ---       |
| Raw materials - Matières premières  | 1983                                       | 113,042 | 97,012  | 102,317 | 100,086 | 103,908 | 78,084  | 89,755  | 92,079  | 91,463  | 115,034 | 121,505 | 101,824 | ---       |
|   | 1984                                       | 124,485 | 118,658 | 102,882 | 123,162 | 120,732 | 104,866 | 110,957 | 100,621 | 95,329  | 95,755  | 105,033 | 92,445  | ---       |
|   | 1985                                       | 93,799  | 94,067  | 99,160  | 107,084 | 91,710  | 91,427  | 95,104  | 94,464  | 110,409 | 103,961 | 118,327 | 125,239 | ---       |
|   | 1986                                       | 108,925 | 106,762 | 111,153 | 126,927 | 121,474 | 106,314 | 115,730 | 119,118 | 110,071 | 125,261 | 137,080 | 117,934 | ---       |
| D 317792  | 10 108                                     | 1987    | 111,184 | 115,907 | 110,434 | 112,941 | 116,791 |         |         |         |         |         |         | ---       |
| Goods in process - Produits en cours  | 1983                                       | 14,569  | 14,923  | 14,919  | 16,097  | 16,446  | 17,593  | 15,764  | 16,748  | 15,273  | 14,979  | 16,984  | 14,446  | ---       |
|   | 1984                                       | 20,363  | 20,548  | 17,737  | 18,534  | 20,743  | 20,416  | 18,552  | 18,603  | 18,777  | 18,408  | 18,648  | 16,420  | ---       |
|   | 1985                                       | 18,309  | 21,718  | 21,601  | 21,000  | 22,521  | 23,062  | 22,176  | 22,268  | 24,341  | 26,278  | 24,175  | 22,053  | ---       |
|   | 1986                                       | 22,331  | 23,648  | 26,199  | 27,999  | 30,263  | 27,905  | 27,265  | 26,167  | 25,452  | 24,444  | 23,933  | 22,693  | ---       |
| D 317147  | 10 108                                     | 1987    | 24,472  | 25,185  | 24,974  | 24,736  | 25,127  |         |         |         |         |         |         | ---       |
| Finished products - Produits finis  | 1983                                       | 132,215 | 123,876 | 112,193 | 101,775 | 107,475 | 113,764 | 106,260 | 85,499  | 85,295  | 90,734  | 100,290 | 95,349  | ---       |
|   | 1984                                       | 105,133 | 101,284 | 97,570  | 96,561  | 96,073  | 102,555 | 110,165 | 99,280  | 89,165  | 96,578  | 105,964 | 111,551 | ---       |
|   | 1985                                       | 115,987 | 110,717 | 109,307 | 102,671 | 110,041 | 82,308  | 91,630  | 91,915  | 92,388  | 97,932  | 107,481 | 107,740 | ---       |
|   | 1986                                       | 105,629 | 101,133 | 105,092 | 91,638  | 96,405  | 97,227  | 95,478  | 92,171  | 86,614  | 84,405  | 83,771  | 86,459  | ---       |
| D 317502  | 10 108                                     | 1987    | 86,256  | 88,868  | 89,418  | 88,158  | 96,276  |         |         |         |         |         |         | ---       |
| Other food products industries - Autres industries de produits alimentaires       | 1983                                       | 232,886 | 267,045 | 316,291 | 280,676 | 271,126 | 306,685 | 259,840 | 266,507 | 315,304 | 305,749 | 305,388 | 308,230 | 3,435,727 |
| Shipments - Livraisons  | 1984                                       | 246,371 | 272,653 | 322,183 | 316,551 | 306,993 | 356,791 | 297,122 | 289,999 | 295,931 | 313,363 | 322,133 | 342,002 | 3,682,092 |
|   | 1985                                       | 259,378 | 287,487 | 348,104 | 334,069 | 315,401 | 371,662 | 312,744 | 308,578 | 338,769 | 343,682 | 329,174 | 357,944 | 3,906,992 |
|   | 1986                                       | 324,077 | 333,924 | 348,751 | 353,559 | 358,075 | 350,897 | 298,180 | 315,425 | 384,598 | 351,895 | 350,126 | 384,758 | 4,154,265 |
| D 315376  | 10 109                                     | 1987    | 342,154 | 320,594 | 384,021 | 354,492 | 334,351 |         |         |         |         |         |         | ---       |
| Inventory owned - Total - Des stocks possédés                                     | 1983                                       | 495,731 | 491,979 | 504,010 | 488,453 | 496,776 | 505,456 | 479,819 | 478,960 | 480,091 | 485,727 | 499,323 | 490,154 | ---       |
|   | 1984                                       | 520,003 | 521,919 | 528,927 | 563,359 | 566,262 | 562,291 | 563,808 | 555,404 | 555,634 | 567,836 | 583,505 | 557,580 | ---       |
|   | 1985                                       | 593,239 | 585,696 | 564,884 | 560,091 | 594,458 | 573,720 | 589,015 | 584,568 | 557,676 | 564,705 | 571,886 | 550,174 | ---       |
|   | 1986                                       | 568,046 | 571,206 | 585,218 | 586,848 | 601,887 | 601,669 | 617,384 | 603,653 | 589,600 | 585,608 | 590,497 | 564,807 | ---       |
| D 317861  | 10 109                                     | 1987    | 571,640 | 568,470 | 562,750 | 585,984 | 598,201 |         |         |         |         |         |         | ---       |
| <b>BEVERAGE INDUSTRIES - INDUSTRIES DES BOISSONS</b>                              |  |         |         |         |         |         |         |         |         |         |         |         |         |           |
| Soft drink industry - Industrie des boissons gazeuses                             | 1983                                       | 83,581  | 94,734  | 105,235 | 115,413 | 120,462 | 143,279 | 146,695 | 143,419 | 122,366 | 114,158 | 119,461 | 127,241 | 1,435,564 |
| Shipments - Livraisons  | 1984                                       | 98,035  | 108,407 | 118,504 | 125,555 | 139,484 | 151,683 | 158,312 | 155,038 | 132,027 | 126,457 | 133,039 | 134,627 | 1,581,163 |
|   | 1985                                       | 100,374 | 109,042 | 130,484 | 141,735 | 156,198 | 168,467 | 169,952 | 158,684 | 136,691 | 139,498 | 138,969 | 156,355 | 1,706,449 |
|   | 1986                                       | 120,026 | 121,630 | 140,564 | 148,826 | 169,850 | 178,894 | 182,834 | 168,183 | 144,772 | 140,065 | 146,105 | 168,529 | 1,830,278 |
| D 315383  | 11 111                                     | 1987    | 130,885 | 127,101 | 146,209 | 164,116 | 165,399 |         |         |         |         |         |         | ---       |
| Inventory owned - Total - Des stocks possédés                                     | 1983                                       | 170,360 | 105,155 | 113,766 | 115,617 | 128,133 | 118,895 | 121,488 | 115,440 | 120,230 | 127,508 | 124,476 | 99,942  | ---       |
|   | 1984                                       | 107,166 | 113,701 | 119,707 | 124,434 | 126,310 | 124,963 | 117,782 | 117,214 | 123,343 | 131,178 | 135,259 | 111,683 | ---       |
|   | 1985                                       | 124,717 | 129,655 | 147,330 | 152,347 | 152,972 | 162,094 | 162,682 | 156,239 | 156,800 | 162,377 | 145,793 | 145,501 | ---       |
|   | 1986                                       | 167,377 | 176,138 | 169,402 | 171,803 | 167,498 | 174,887 | 177,165 | 175,147 | 173,227 | 169,873 | 170,345 | 151,226 | ---       |
| D 317868  | 11 111                                     | 1987    | 155,530 | 166,199 | 161,289 | 164,630 | 170,295 |         |         |         |         |         |         | ---       |
| Dairy products industry - Industrie des produits de distillation                  | 1983                                       | 46,104  | 47,342  | 62,871  | 54,672  | 62,813  | 72,562  | 50,303  | 91,952  | 73,138  | 87,871  | 100,838 | 63,097  | 813,563   |
| Shipments - Livraisons  | 1984                                       | 48,616  | 59,571  | 64,336  | 61,213  | 72,283  | 69,321  | 51,471  | 74,534  | 75,083  | 99,701  | 91,963  | 64,833  | 832,977   |
|   | 1985                                       | 48,879  | 61,454  | 74,602  | 61,339  | 65,687  | 65,194  | 55,600  | 74,686  | 80,710  | 92,404  | 97,388  | 59,450  | 837,393   |
|   | 1986                                       | 48,491  | 50,125  | 62,678  | 69,512  | 62,145  | 72,582  | 67,106  | 70,382  | 83,421  | 98,186  | 93,271  | 73,456  | 851,305   |
| D 315384  | 11 112                                     | 1987    | 53,802  | 59,919  | 69,920  | 63,912  | 67,758  |         |         |         |         |         |         | ---       |
| Inventory owned - Total - Des stocks possédés                                     | 1983                                       | 620,150 | 612,592 | 617,666 | 630,107 | 635,006 | 635,337 | 627,097 | 623,900 | 616,340 | 613,974 | 608,842 | 608,489 | ---       |
|   | 1984                                       | 629,796 | 637,274 | 645,851 | 645,610 | 647,178 | 653,108 | 647,403 | 640,167 | 636,371 | 623,820 | 616,441 | 616,282 | ---       |
|   | 1985                                       | 627,609 | 621,777 | 620,713 | 620,029 | 623,198 | 624,039 | 611,222 | 609,641 | 607,457 | 605,230 | 596,630 | 598,736 | ---       |
|   | 1986                                       | 609,09  |         |         |         |         |         |         |         |         |         |         |         |           |

TABLE 6. Estimated Value of Shipments, Orders and Inventories in Selected Individual Industries

TABLEAU 6. Valeur estimative des livraisons, commandes et stocks de certaines industries particulières

| SIC 1980   | CAF 1980 | Month - Mois |            |               |                |            |              |               |             |         |         |         |            | Total   |           |
|--|----------|--------------|------------|---------------|----------------|------------|--------------|---------------|-------------|---------|---------|---------|------------|---------|-----------|
|  |          | Jan<br>Janv  | Feb<br>Fév | March<br>Mars | April<br>Avril | May<br>Mai | June<br>Juin | July<br>Juill | Aug<br>Août | Sept    | Oct     | Nov     | Dec<br>Déc |         |           |
| thousands of dollars - milliers de dollars   |          |              |            |               |                |            |              |               |             |         |         |         |            |         |           |
| Brewery products industry - Industrie de la bière:   |          |              |            |               |                |            |              |               |             |         |         |         |            |         |           |
| Shipments - Livraisons   |          | 1983         | 94,288     | 111,803       | 142,249        | 130,375    | 157,779      | 203,559       | 194,437     | 196,975 | 151,467 | 137,662 | 139,296    | 158,996 | 1,818,886 |
|  |          | 1984         | 101,125    | 125,335       | 141,452        | 152,753    | 181,428      | 210,947       | 213,595     | 219,625 | 147,086 | 154,914 | 159,177    | 174,270 | 1,981,707 |
|  |          | 1985         | 112,953    | 119,601       | 127,239        | 163,508    | 195,956      | 191,601       | 221,023     | 220,049 | 161,904 | 177,682 | 159,286    | 191,467 | 2,037,269 |
|  |          | 1986         | 143,435    | 132,998       | 153,723        | 178,504    | 212,060      | 228,956       | 249,444     | 236,943 | 190,278 | 198,108 | 177,829    | 211,524 | 2,313,808 |
| D 315385   | 11 113   | 1987         | 144,893    | 143,062       | 174,082        | 199,134    | 220,704      |               |             |         |         |         |            |         |           |
| Inventory owned - Total - Des stocks possédés  |          | 1983         | 134,782    | 130,527       | 140,485        | 146,810    | 150,972      | 140,675       | 140,152     | 135,555 | 141,675 | 143,520 | 151,083    | 132,773 | 1,818,886 |
|  |          | 1984         | 137,467    | 140,108       | 165,390        | 154,473    | 188,746      | 187,919       | 190,186     | 182,975 | 185,064 | 179,530 | 184,656    | 157,593 | 1,981,707 |
|  |          | 1985         | 172,782    | 171,566       | 173,568        | 184,741    | 191,341      | 195,514       | 204,808     | 191,162 | 189,746 | 188,978 | 192,811    | 168,595 | 2,037,269 |
|  |          | 1986         | 181,496    | 185,804       | 184,525        | 202,818    | 204,808      | 212,007       | 213,481     | 195,956 | 198,967 | 192,181 | 191,235    | 167,342 | 2,313,808 |
| D 317870   | 11 113   | 1987         | 175,209    | 179,309       | 184,932        | 193,753    | 199,057      |               |             |         |         |         |            |         |           |
| Wine industry - Industrie du vin:  |          |              |            |               |                |            |              |               |             |         |         |         |            |         |           |
| Shipments - Livraisons   |          | 1983         | 11,360     | 12,166        | 16,818         | 15,955     | 20,053       | 20,529        | 18,854      | 19,440  | 19,745  | 21,787  | 25,474     | 20,495  | 222,676   |
|  |          | 1984         | 10,465     | 12,545        | 14,615         | 16,685     | 19,607       | 18,883        | 19,323      | 20,965  | 20,512  | 21,850  | 23,062     | 17,336  | 215,848   |
|  |          | 1985         | 10,949     | 14,086        | 15,808         | 18,003     | 18,509       | 22,876        | 21,567      | 17,201  | 17,504  | 18,733  | 23,627     | 20,249  | 219,112   |
|  |          | 1986         | 9,329      | 10,384        | 13,229         | 17,495     | 18,937       | 21,685        | 23,533      | 20,930  | 20,377  | 20,736  | 22,734     | 18,987  | 218,356   |
| D 315386   | 11 114   | 1987         | 11,095     | 11,665        | 13,643         | 17,021     | 19,430       |               |             |         |         |         |            |         |           |
| Inventory owned - Total - Des stocks possédés  |          | 1983         | 108,876    | 108,744       | 106,042        | 103,067    | 101,190      | 100,053       | 96,348      | 93,087  | 108,374 | 120,254 | 117,574    | 115,484 | 1,818,886 |
|  |          | 1984         | 115,910    | 115,541       | 113,931        | 110,620    | 108,403      | 105,823       | 101,167     | 101,519 | 99,683  | 118,640 | 118,059    | 116,200 | 1,981,707 |
|  |          | 1985         | 116,814    | 114,860       | 114,558        | 113,006    | 109,937      | 107,096       | 101,437     | 99,985  | 107,893 | 114,764 | 108,974    | 107,332 | 2,037,269 |
|  |          | 1986         | 104,016    | 101,165       | 104,949        | 104,286    | 100,869      | 100,224       | 96,056      | 94,893  | 99,431  | 109,496 | 110,714    | 103,928 | 2,313,808 |
| D 317871   | 11 114   | 1987         | 108,311    | 104,115       | 106,269        | 100,660    | 100,204      |               |             |         |         |         |            |         |           |
| <b>PLASTIC PRODUCTS INDUSTRIES - INDUSTRIES DES PRODUITS EN MATIERE PLASTIQUE:</b>                                 |          |              |            |               |                |            |              |               |             |         |         |         |            |         |           |
| Foamed and expanded plastic products industry - Industrie des produits en matière plastique en mousse et soufflée: |          |              |            |               |                |            |              |               |             |         |         |         |            |         |           |
| Shipments - Livraisons   |          | 1983         | 22,293     | 21,329        | 24,000         | 23,189     | 25,162       | 27,756        | 23,067      | 26,763  | 28,158  | 28,168  | 28,419     | 21,612  | 299,916   |
|  |          | 1984         | 23,952     | 24,027        | 28,700         | 26,398     | 28,712       | 28,848        | 26,548      | 29,428  | 28,913  | 32,211  | 29,358     | 24,257  | 331,357   |
|  |          | 1985         | 23,808     | 23,733        | 25,481         | 30,754     | 31,688       | 34,525        | 28,248      | 29,967  | 33,097  | 33,404  | 30,304     | 27,097  | 352,106   |
|  |          | 1986         | 28,334     | 28,833        | 29,897         | 31,994     | 32,013       | 30,676        | 30,202      | 29,958  | 31,804  | 33,549  | 37,453     | 31,257  | 375,970   |
| D 315395   | 16 161   | 1987         | 28,807     | 29,352        | 29,896         | 33,680     | 37,764       |               |             |         |         |         |            |         |           |
| Inventory owned - Total - Des stocks possédés  |          | 1983         | 32,706     | 36,197        | 36,495         | 36,775     | 33,707       | 34,135        | 33,300      | 31,161  | 30,880  | 30,693  | 30,866     | 31,321  | 340,906   |
|  |          | 1984         | 33,086     | 32,313        | 29,173         | 31,937     | 32,316       | 30,081        | 29,690      | 29,466  | 28,866  | 30,124  | 28,507     | 31,498  | 403,639   |
|  |          | 1985         | 30,409     | 34,119        | 34,781         | 29,126     | 29,278       | 28,537        | 27,912      | 28,965  | 31,371  | 30,739  | 30,757     | 32,983  | 435,764   |
|  |          | 1986         | 32,556     | 35,805        | 33,262         | 32,734     | 34,451       | 32,969        | 32,607      | 31,838  | 31,101  | 30,472  | 27,974     | 27,815  | 534,170   |
| D 317880   | 16 161   | 1987         | 28,699     | 33,296        | 35,215         | 35,313     | 37,805       |               |             |         |         |         |            |         |           |
| Plastic pipe and pipe fittings industry - Industrie des tuyaux et raccords de tuyauterie en matière plastique:     |          |              |            |               |                |            |              |               |             |         |         |         |            |         |           |
| Shipments - Livraisons   |          | 1983         | 16,656     | 19,222        | 25,173         | 26,968     | 32,506       | 38,847        | 31,753      | 33,291  | 36,561  | 33,320  | 27,125     | 19,484  | 340,906   |
|  |          | 1984         | 21,255     | 25,796        | 31,189         | 33,775     | 39,103       | 43,281        | 36,661      | 40,084  | 39,786  | 37,338  | 30,734     | 24,637  | 403,639   |
|  |          | 1985         | 22,009     | 24,923        | 29,216         | 40,869     | 43,771       | 44,703        | 43,739      | 38,718  | 42,210  | 44,516  | 35,270     | 25,820  | 435,764   |
|  |          | 1986         | 26,013     | 31,283        | 40,665         | 51,158     | 48,999       | 53,327        | 47,857      | 50,095  | 52,255  | 48,341  | 43,817     | 40,360  | 534,170   |
| D 315396   | 16 162   | 1987         | 35,559     | 40,998        | 49,309         | 52,331     | 55,092       |               |             |         |         |         |            |         |           |
| Inventory owned - Total - Des stocks possédés  |          | 1983         | 53,808     | 60,485        | 58,095         | 61,522     | 74,753       | 62,586        | 65,370      | 64,490  | 67,805  | 66,432  | 68,925     | 66,178  | 340,906   |
|  |          | 1984         | 81,373     | 82,836        | 88,401         | 97,600     | 95,527       | 90,717        | 87,688      | 87,465  | 77,285  | 71,847  | 72,297     | 76,271  | 403,639   |
|  |          | 1985         | 80,929     | 93,719        | 92,085         | 97,841     | 93,494       | 92,518        | 87,177      | 88,342  | 87,954  | 84,849  | 87,406     | 87,345  | 435,764   |
|  |          | 1986         | 88,251     | 96,643        | 97,393         | 97,127     | 96,424       | 97,843        | 95,550      | 96,574  | 96,345  | 93,196  | 100,680    | 99,640  | 534,170   |
| D 317881   | 16 162   | 1987         | 100,493    | 102,741       | 103,806        | 104,050    | 103,891      |               |             |         |         |         |            |         |           |
| Other plastic products industries - Autres industries de produits en matière plastique:                            |          |              |            |               |                |            |              |               |             |         |         |         |            |         |           |
| Shipments - Livraisons   |          | 1983         | 132,885    | 139,295       | 171,188        | 154,213    | 160,967      | 180,445       | 151,240     | 160,741 | 176,951 | 162,691 | 167,719    | 147,714 | 1,906,044 |
|  |          | 1984         | 162,146    | 175,163       | 191,693        | 182,693    | 190,898      | 194,885       | 167,911     | 179,841 | 186,482 | 191,628 | 187,811    | 160,288 | 2,171,439 |
|  |          | 1985         | 175,338    | 186,004       | 198,939        | 195,313    | 205,973      | 202,584       | 188,553     | 191,017 | 200,600 | 213,018 | 203,822    | 177,488 | 2,338,644 |
|  |          | 1986         | 197,804    | 210,334       | 218,211        | 219,112    | 217,349      | 215,340       | 199,957     | 200,764 | 216,459 | 223,329 | 210,070    | 194,012 | 2,522,741 |
| D 315398   | 16 169   | 1987         | 206,749    | 226,504       | 248,502        | 246,873    | 233,827      |               |             |         |         |         |            |         |           |
| Inventory owned - Total - Des stocks possédés  |          | 1983         | 249,697    | 255,835       | 251,834        | 249,987    | 250,380      | 245,258       | 244,691     | 241,585 | 242,864 | 255,052 | 257,057    | 273,002 | 1,906,044 |
|  |          | 1984         | 267,392    | 283,339       | 297,037        | 297,824    | 302,638      | 304,480       | 292,991     | 282,933 | 282,850 | 283,765 | 285,501    | 276,853 | 2,171,439 |
|  |          | 1985         | 289,905    | 289,282       | 297,667        | 288,507    | 290,549      | 292,641       | 279,675     | 284,210 | 283,649 | 290,893 | 287,403    | 288,529 | 2,338,644 |
|  |          | 1986         | 305,604    | 312,098       | 306,711        | 305,101    | 308,789      | 306,499       | 303,720     | 307,540 | 305,183 | 324,173 | 319,571    | 327,539 | 2,522,741 |
| D 317883   | 16 169   | 1987         | 330,668    | 329,501       | 314,522        | 312,722    | 318,178      |               |             |         |         |         |            |         |           |
| <b>LEATHER AND ALLIED PRODUCTS INDUSTRIES - INDUSTRIES DU CUIR ET DES PRODUITS CONNEXES:</b>                       |          |              |            |               |                |            |              |               |             |         |         |         |            |         |           |
| Footwear industry - Industrie de la chaussure:   |          |              |            |               |                |            |              |               |             |         |         |         |            |         |           |
| Shipments - Livraisons   |          | 1983         | 45,929     | 57,804        | 55,631         | 44,313     | 45,641       | 60,340        | 65,313      | 92,441  | 97,844  | 80,339  | 70,308     | 50,082  | 765,985   |
|  |          | 1984         | 54,885     | 67,467        | 68,791         | 54,376     | 53,510       | 65,519        | 76,563      | 102,354 | 98,404  | 101,630 | 73,673     | 52,211  | 869,383   |
|  |          | 1985         | 54,245     | 62,561        | 68,446         | 53,391     | 51,595       | 60,442        | 76,733      | 103,869 | 107,378 | 106,064 | 70,839     | 55,884  | 871,447   |
|  |          | 1986         | 64,876     | 69,014        | 75,611         | 63,489     | 54,728       | 67,199        | 77,608      | 106,902 | 104,372 | 98,623  | 70,258     | 63,648  | 916,328   |
| D 315404   | 17 1712  | 1987         | 58,697     | 68,677        | 69,667         | 57,740     | 48,640       |               |             |         |         |         |            |         |           |
| Inventory owned - Total - Des stocks possédés  |          | 1983         | 126,512    | 136,831       | 141,981        | 153,616    | 155,587      | 170,216       | 167,599     | 156,854 | 143,474 | 140,586 | 142,805    | 145,830 | 765,985   |
|  |          | 1984         | 158,085    | 162,029       | 177,200        | 189,013    | 206,257      | 215,731       | 207,690     | 195,556 | 181,878 | 169,676 | 165,205    | 168,436 | 869,383   |
|  |          | 1985         | 174,878    | 174,311       | 172,781        | 184,216    | 201,646      | 201,470       | 208,519     | 198,225 | 179,787 | 163,616 | 162,518    | 168,251 | 871,447   |
|  |          | 1986         | 173,883    | 184,662       | 183,197        | 192,832    | 205,692      | 213,110       | 206,172     | 195,927 | 182,429 | 174,394 | 169,965    | 178,207 | 916,328   |
| D 317889   | 17 1712  | 1987         | 188,492    | 193,356       | 181,739        | 188,675    | 197,917      |               |             |         |         |         |            |         |           |

See Introduction to the Statistical Tables - Voir l'introduction à la table des tableaux statistiques.



TABLE 6. Estimated Value of Shipments, Orders and Inventories in Selected Individual Industries

TABLEAU 6. Valeur estimative des livraisons, commandes et stocks de certaines industries particulières

| CAE 1980  |   | Month - Mois                               |            |               |                |            |              |               |             |         |         |         |         | Total   |           |
|---|---|--|------------|---------------|----------------|------------|--------------|---------------|-------------|---------|---------|---------|---------|---------|-----------|
|   |   | Jan<br>Janv                                | Feb<br>Fév | March<br>Mars | April<br>Avril | May<br>Mai | June<br>Juin | July<br>Juill | Aug<br>Août | Sept    | Oct     | Nov     | Dec     |         |           |
|   |   | thousands of dollars - milliers de dollars |            |               |                |            |              |               |             |         |         |         |         |         |           |
| <b>PRIMARY TEXTILE INDUSTRIES - INDUSTRIES TEXTILES DE PREMIERE TRANSFORMATION:</b> |   |  |            |               |                |            |              |               |             |         |         |         |         |         |           |
|   | Man made fibre, and filament yarn industry - Industrie des fibres chimiques et des filés de filaments | 1983                                       | 55,920     | 67,125        | 64,516         | 62,973     | 66,411       | 67,989        | 47,678      | 63,984  | 73,725  | 66,230  | 67,079  | 61,686  | 755,316   |
|   |   | 1984                                       | 64,404     | 64,914        | 70,394         | 62,170     | 63,184       | 67,217        | 40,061      | 59,166  | 60,057  | 64,486  | 63,074  | 63,006  | 747,128   |
|   |   | 1985                                       | 58,100     | 60,907        | 63,420         | 65,775     | 66,658       | 65,100        | 50,531      | 63,961  | 68,831  | 72,477  | 70,509  | 59,492  | 765,756   |
|   | Shipments - Livraisons  | 1986                                       | 70,904     | 69,108        | 67,625         | 71,217     | 73,961       | 69,941        | 49,422      | 60,992  | 72,242  | 72,079  | 74,757  | 58,410  | 810,658   |
| D 315408  | 18 181  | 1987                                       | 72,091     | 73,873        | 79,557         | 78,751     | 80,179       |               |             |         |         |         |         |         |           |
|   | Inventory owned - Total - Des stocks possédés   | 1983                                       | 57,951     | 55,643        | 58,654         | 71,055     | 77,536       | 78,583        | 86,760      | 84,512  | 84,099  | 84,384  | 83,885  | 88,135  |           |
|   |   | 1984                                       | 86,415     | 84,146        | 84,370         | 85,685     | 87,031       | 89,989        | 93,907      | 93,396  | 91,856  | 92,161  | 91,934  | 95,372  |           |
|   |   | 1985                                       | 93,302     | 95,471        | 98,553         | 97,170     | 92,124       | 89,896        | 91,255      | 88,340  | 87,248  | 88,577  | 85,811  | 89,572  |           |
|   |   | 1986                                       | 95,458     | 94,775        | 97,180         | 97,657     | 84,271       | 86,827        | 85,618      | 85,597  | 87,394  | 77,608  | 83,964  | 84,048  |           |
| D 317893  | 18 181  | 1987                                       | 87,192     | 84,889        | 85,038         | 85,707     | 80,858       |               |             |         |         |         |         |         |           |
|   | Wool yarn and woven cloth industry - Industrie de la filature et du tissage de la laine               | 1983                                       | 16,311     | 17,047        | 22,770         | 19,022     | 20,553       | 24,005        | 16,766      | 18,755  | 24,272  | 21,235  | 21,360  | 21,846  |           |
|   |   | 1984                                       | 20,186     | 20,665        | 23,987         | 21,503     | 24,798       | 25,588        | 17,317      | 19,948  | 21,648  | 22,658  | 22,997  | 19,211  |           |
|   |   | 1985                                       | 20,764     | 23,114        | 26,800         | 23,630     | 26,123       | 25,824        | 21,447      | 24,314  | 24,705  | 26,795  | 23,538  | 20,390  |           |
|   | Shipments - Livraisons  | 1986                                       | 23,556     | 23,414        | 26,038         | 29,293     | 28,301       | 28,937        | 21,359      | 24,212  | 26,520  | 27,633  | 23,382  | 23,928  |           |
| D 315410  | 18 1821   | 1987                                       | 27,167     | 24,189        | 31,479         | 29,466     | 31,251       |               |             |         |         |         |         |         |           |
|   | Inventory owned - Total - Des stocks possédés   | 1983                                       | 63,533     | 62,924        | 65,162         | 64,450     | 64,684       | 65,798        | 67,202      | 64,934  | 65,582  | 65,707  | 65,576  | 67,093  |           |
|   |   | 1984                                       | 64,450     | 64,733        | 67,015         | 62,837     | 66,584       | 65,194        | 65,743      | 66,075  | 67,108  | 67,267  | 67,414  | 69,460  |           |
|   |   | 1985                                       | 69,538     | 71,360        | 72,896         | 72,592     | 75,294       | 79,320        | 76,580      | 76,690  | 77,873  | 76,840  | 78,487  | 76,266  |           |
|   |   | 1986                                       | 82,603     | 81,821        | 81,977         | 81,912     | 80,707       | 77,159        | 77,366      | 75,780  | 77,412  | 76,986  | 78,129  | 79,873  |           |
| D 317895  | 18 1821   | 1987                                       | 77,585     | 79,012        | 81,126         | 82,322     | 82,674       |               |             |         |         |         |         |         |           |
|   | Other spun yarn and woven cloth industries - Autres industries des filés et tissus                    | 1983                                       | 103,280    | 105,584       | 122,835        | 120,050    | 104,705      | 130,239       | 80,421      | 90,534  | 114,717 | 125,249 | 110,648 | 119,020 | 1,327,282 |
|   |   | 1984                                       | 100,864    | 110,839       | 129,494        | 127,036    | 114,026      | 141,357       | 76,189      | 95,362  | 109,360 | 120,271 | 113,056 | 105,051 | 1,342,905 |
|   |   | 1985                                       | 99,887     | 127,838       | 119,336        | 108,927    | 99,437       | 105,952       | 74,988      | 94,229  | 112,191 | 123,192 | 110,640 | 102,760 | 1,279,372 |
|   | Shipments - Livraisons  | 1986                                       | 105,360    | 112,709       | 122,252        | 129,881    | 112,045      | 121,157       | 83,003      | 100,735 | 108,808 | 103,619 | 105,061 | 94,329  | 1,298,459 |
| D 315411  | 18 1829   | 1987                                       | 101,277    | 111,359       | 122,075        | 127,713    | 122,235      |               |             |         |         |         |         |         |           |
|   | New orders - Nouvelles commandes  | 1983                                       | 102,771    | 104,542       | 121,110        | 122,574    | 99,811       | 120,373       | 92,924      | 92,928  | 113,085 | 132,395 | 105,289 | 113,347 |           |
|   |   | 1984                                       | 104,374    | 127,819       | 127,475        | 116,246    | 105,027      | 131,377       | 78,948      | 95,143  | 114,427 | 113,643 | 110,433 | 107,614 |           |
|   |   | 1985                                       | 106,381    | 118,888       | 135,576        | 92,690     | 94,028       | 116,234       | 68,371      | 88,051  | 106,907 | 137,581 | 109,375 | 102,975 |           |
|   |   | 1986                                       | 127,614    | 118,166       | 117,763        | 130,296    | 94,422       | 110,025       | 83,003      | 93,711  | 107,152 | 112,801 | 145,897 | 95,373  |           |
| D 310786  | 18 1829   | 1987                                       | 99,991     | 124,557       | 128,327        | 115,398    | 148,025      |               |             |         |         |         |         |         |           |
|   | Unfilled orders - Commandes en carnet   | 1983                                       | 139,127    | 138,085       | 136,360        | 138,884    | 133,990      | 124,124       | 136,627     | 139,021 | 137,389 | 144,535 | 139,476 | 133,503 |           |
|   |   | 1984                                       | 137,013    | 153,993       | 151,974        | 141,184    | 132,185      | 122,205       | 124,964     | 124,745 | 129,812 | 123,184 | 120,561 | 123,124 |           |
|   |   | 1985                                       | 129,623    | 120,673       | 136,913        | 120,676    | 115,267      | 125,549       | 118,932     | 112,754 | 107,470 | 121,859 | 120,294 | 170,509 |           |
|   |   | 1986                                       | 142,763    | 148,720       | 144,231        | 144,646    | 127,023      | 115,891       | 115,891     | 108,867 | 107,211 | 116,393 | 157,229 | 158,273 |           |
| D 316121  | 18 1829   | 1987                                       | 156,987    | 170,185       | 176,437        | 164,122    | 189,912      |               |             |         |         |         |         |         |           |
|   | Inventory owned - Total - Des stocks possédés   | 1983                                       | 220,844    | 221,302       | 224,151        | 230,970    | 232,506      | 235,359       | 231,832     | 231,915 | 279,223 | 232,771 | 237,232 | 239,638 |           |
|   |   | 1984                                       | 240,692    | 239,841       | 246,868        | 241,703    | 235,434      | 233,085       | 237,680     | 236,567 | 234,919 | 238,190 | 242,767 | 246,126 |           |
|   |   | 1985                                       | 237,017    | 241,884       | 242,716        | 239,001    | 236,896      | 234,505       | 213,675     | 215,718 | 210,540 | 218,841 | 221,050 | 234,699 |           |
|   |   | 1986                                       | 222,813    | 226,359       | 232,708        | 217,989    | 218,528      | 208,525       | 207,133     | 209,984 | 215,661 | 213,941 | 226,180 | 222,832 |           |
| D 317896  | 18 1829   | 1987                                       | 215,914    | 209,359       | 218,630        | 220,164    | 227,608      |               |             |         |         |         |         |         |           |
|   | Raw materials - Matières premières  | 1983                                       | 62,307     | 61,252        | 61,671         | 65,696     | 72,045       | 79,627        | 76,141      | 77,068  | 66,275  | 68,019  | 69,585  | 71,620  |           |
|   |   | 1984                                       | 68,882     | 69,897        | 67,707         | 68,672     | 68,556       | 66,614        | 73,679      | 70,654  | 69,680  | 70,274  | 67,715  | 68,497  |           |
|   |   | 1985                                       | 69,015     | 68,091        | 70,434         | 71,847     | 71,269       | 69,245        | 57,162      | 60,053  | 60,308  | 65,536  | 68,007  | 67,767  |           |
|   |   | 1986                                       | 72,753     | 74,608        | 93,227         | 82,548     | 87,114       | 80,187        | 79,838      | 81,592  | 86,783  | 86,104  | 92,930  | 90,817  |           |
| D 316831  | 18 1829   | 1987                                       | 81,264     | 66,460        | 72,507         | 76,563     | 83,299       |               |             |         |         |         |         |         |           |
|   | Goods in process - Produits en cours  | 1983                                       | 55,395     | 57,515        | 59,356         | 61,294     | 60,478       | 60,258        | 59,200      | 60,402  | 61,130  | 62,821  | 65,226  | 63,965  |           |
|   |   | 1984                                       | 64,740     | 66,938        | 67,512         | 66,799     | 66,543       | 65,518        | 63,822      | 64,696  | 66,002  | 66,788  | 63,502  | 64,623  |           |
|   |   | 1985                                       | 60,781     | 62,101        | 63,082         | 61,010     | 61,990       | 62,241        | 60,498      | 58,955  | 55,670  | 58,148  | 56,061  | 74,461  |           |
|   |   | 1986                                       | 55,726     | 57,456        | 48,550         | 44,274     | 45,772       | 44,493        | 42,586      | 48,576  | 54,041  | 54,040  | 60,865  | 55,156  |           |
| D 317186  | 18 1829   | 1987                                       | 55,394     | 56,933        | 57,950         | 56,174     | 56,405       |               |             |         |         |         |         |         |           |
|   | Finished products - Produits fins   | 1983                                       | 103,142    | 102,535       | 103,124        | 103,980    | 99,983       | 95,474        | 96,491      | 99,445  | 101,818 | 101,931 | 102,421 | 104,053 |           |
|   |   | 1984                                       | 107,070    | 103,006       | 111,649        | 106,232    | 100,335      | 100,953       | 100,179     | 101,717 | 99,237  | 101,128 | 111,550 | 113,006 |           |
|   |   | 1985                                       | 107,221    | 111,692       | 109,200        | 106,144    | 103,637      | 103,019       | 96,015      | 96,710  | 94,562  | 95,157  | 96,987  | 92,471  |           |
|   |   | 1986                                       | 94,334     | 94,295        | 90,931         | 91,167     | 85,637       | 83,845        | 84,709      | 79,816  | 74,837  | 73,797  | 72,385  | 76,864  |           |
| D 317541  | 18 1829   | 1987                                       | 79,256     | 85,966        | 88,173         | 87,427     | 87,904       |               |             |         |         |         |         |         |           |
|   | Broad knitted fabric industry - Industrie des tissus larges, à mailles                                | 1983                                       | 32,114     | 31,077        | 33,169         | 34,447     | 34,887       | 37,468        | 23,426      | 35,134  | 35,677  | 31,819  | 33,435  | 27,390  | 390,043   |
|   |   | 1984                                       | 31,072     | 32,054        | 34,464         | 33,084     | 34,792       | 35,543        | 24,706      | 31,090  | 30,510  | 30,963  | 30,512  | 24,832  | 373,622   |
|   | Shipments - Livraisons  | 1985                                       | 26,445     | 28,531        | 31,197         | 30,458     | 33,670       | 35,358        | 27,228      | 31,466  | 34,574  | 33,527  | 35,002  | 33,084  | 380,540   |
|   |   | 1986                                       | 34,319     | 34,090        | 37,432         | 37,906     | 39,152       | 38,087        | 29,823      | 36,134  | 41,084  | 41,002  | 37,335  | 32,623  | 438,987   |
| D 315412  | 18 183  | 1987                                       | 35,985     | 38,880        | 44,076         | 42,382     | 44,312       |               |             |         |         |         |         |         |           |
|   | Inventory owned - Total - Des stocks possédés   | 1983                                       | 49,991     | 53,375        | 52,113         | 60,708     | 57,367       | 57,582        | 59,357      | 59,527  | 61,823  | 65,703  | 63,444  | 63,058  |           |
|   |   | 1984                                       | 63,096     | 63,474        | 63,056         | 65,105     | 64,686       | 64,703        | 61,243      | 62,069  | 63,220  | 57,614  | 56,872  | 57,756  |           |
|   |   | 1985                                       | 58,152     | 59,741        | 59,486         | 61,570     | 61,293       | 62,392        | 60,341      | 59,793  | 62,121  | 61,211  | 60,897  | 61,547  |           |
|   |   | 1986                                       | 62,787     | 68,592        | 68,967         | 70,462     | 67,127       | 70,903        | 69,411      | 69,684  | 65,065  | 67,383  | 69,566  | 66,747  |           |
| D 317897  | 18 183  | 1987                                       | 68,856     | 69,495        | 67,519         | 69,863     | 77,729       |               |             |         |         |         |         |         |           |

See footnote(s) at end of statistical tables - Voir note(s) à la fin des tableaux statistiques.

TABLE 6. Estimated Value of Shipments, Orders and Inventories in Selected Individual Industries

TABLEAU 6. Valeur estimative des livraisons, commandes et stocks de certaines industries particulières

| SIC 1980<br>CAE 1980   | Month - Mois |         |         |         |         |         |         |         |         |         |         |         |         | Total     |
|--|--------------|---------|---------|---------|---------|---------|---------|---------|---------|---------|---------|---------|---------|-----------|
|  | Jan          | Feb     | March   | April   | May     | June    | July    | Aug     | Sept    | Oct     | Nov     | Dec     |         |           |
|  | Janv         | Fév     | Mars    | Avril   | Mai     | Jun     | Juil    | Août    | Sept    | Oct     | Nov     | Déc     |         |           |
| Thousands of dollars - milliers de dollars   |              |         |         |         |         |         |         |         |         |         |         |         |         |           |
| <b>TEXTILE PRODUCTS INDUSTRIES - INDUSTRIES DES PRODUITS TEXTILES:</b>                             |              |         |         |         |         |         |         |         |         |         |         |         |         |           |
| Carpet, mat and rug industry - Industrie des tapis, carpettes et moquettes                         | 1983         | 43,778  | 47,763  | 59,007  | 60,333  | 59,377  | 66,967  | 52,668  | 59,828  | 71,011  | 69,561  | 70,983  | 49,951  | 711,227   |
| Shipments - Livraisons   | 1984         | 55,474  | 56,613  | 64,545  | 61,643  | 62,959  | 59,201  | 53,905  | 54,767  | 62,331  | 65,837  | 61,363  | 51,895  | 710,528   |
|  | 1985         | 46,824  | 52,827  | 60,118  | 61,896  | 66,316  | 64,906  | 61,487  | 60,012  | 73,054  | 79,230  | 76,654  | 63,731  | 767,055   |
|  | 1986         | 59,979  | 64,139  | 66,205  | 78,565  | 70,629  | 72,535  | 64,041  | 67,479  | 72,529  | 82,305  | 76,507  | 67,377  | 842,290   |
| D 315415   | 19 192       | 62,781  | 69,661  | 73,968  | 83,592  | 77,171  |         |         |         |         |         |         |         |           |
| Inventory owned - Total - Des stocks possédés  | 1983         | 122,756 | 113,836 | 125,353 | 114,109 | 114,969 | 124,159 | 133,785 | 122,123 | 128,880 | 128,344 | 137,242 | 141,083 | ...       |
|  | 1984         | 159,593 | 150,766 | 141,489 | 140,968 | 143,585 | 141,388 | 131,273 | 130,971 | 130,886 | 127,194 | 123,301 | 117,803 | ...       |
|  | 1985         | 131,772 | 130,570 | 129,044 | 128,835 | 128,282 | 131,504 | 119,239 | 128,907 | 128,638 | 127,301 | 128,967 | 134,202 | ...       |
|  | 1986         | 143,081 | 158,849 | 167,511 | 167,654 | 165,966 | 165,807 | 157,277 | 161,053 | 155,474 | 149,774 | 148,865 | 145,835 | ...       |
| D 317900   | 19 192       | 152,367 | 159,195 | 162,028 | 167,856 | 170,302 |         |         |         |         |         |         |         |           |
| Canvas and related products industry - Industrie des articles en grosse toile et produits connexes | 1983         | 7,047   | 8,034   | 10,098  | 10,606  | 10,940  | 11,546  | 8,136   | 7,693   | 8,508   | 8,442   | 9,172   | 8,356   | 108,578   |
| Shipments - Livraisons   | 1984         | 8,290   | 9,258   | 9,957   | 10,222  | 11,967  | 12,310  | 10,748  | 10,932  | 10,809  | 10,352  | 10,846  | 9,637   | 125,328   |
|  | 1985         | 10,278  | 9,741   | 10,831  | 10,379  | 12,174  | 11,049  | 10,954  | 10,395  | 10,291  | 10,790  | 11,095  | 9,600   | 127,577   |
|  | 1986         | 9,974   | 10,273  | 10,717  | 11,806  | 12,315  | 11,531  | 10,527  | 9,584   | 10,435  | 10,864  | 10,158  | 10,060  | 128,244   |
| D 315416   | 19 193       | 8,964   | 9,413   | 10,920  | 12,211  | 13,721  |         |         |         |         |         |         |         |           |
| Inventory owned - Total - Des stocks possédés  | 1983         | 21,946  | 19,873  | 18,885  | 18,180  | 18,006  | 15,498  | 15,382  | 15,006  | 15,544  | 17,873  | 19,611  | 20,793  | ...       |
|  | 1984         | 21,747  | 20,645  | 21,872  | 19,621  | 17,419  | 17,160  | 17,515  | 15,144  | 17,022  | 17,147  | 18,042  | 21,211  | ...       |
|  | 1985         | 19,526  | 19,318  | 20,115  | 19,246  | 17,337  | 16,427  | 16,863  | 15,749  | 15,367  | 15,375  | 16,908  | 18,321  | ...       |
|  | 1986         | 18,340  | 18,559  | 18,744  | 18,515  | 18,694  | 18,190  | 17,700  | 17,639  | 17,307  | 17,621  | 18,376  | 19,192  | ...       |
| D 317901   | 19 193       | 18,869  | 20,029  | 19,602  | 19,313  | 19,534  |         |         |         |         |         |         |         |           |
| <b>CLOTHING INDUSTRIES - INDUSTRIES DE L'HABILLEMENT:</b>  |              |         |         |         |         |         |         |         |         |         |         |         |         |           |
| Men's and boy's clothing industries - Industries des vêtements pour hommes et garçonnets           | 1983         | 106,880 | 136,393 | 150,970 | 117,454 | 111,615 | 133,205 | 126,258 | 156,074 | 161,924 | 147,741 | 141,428 | 101,406 | 1,591,348 |
| Shipments - Livraisons   | 1984         | 114,829 | 142,247 | 153,035 | 133,564 | 122,578 | 138,339 | 144,790 | 171,536 | 170,682 | 172,465 | 146,098 | 110,083 | 1,720,246 |
|  | 1985         | 116,904 | 151,608 | 152,845 | 130,098 | 122,931 | 134,372 | 139,785 | 168,964 | 167,453 | 174,350 | 155,183 | 114,405 | 1,728,858 |
|  | 1986         | 134,434 | 164,451 | 166,407 | 145,699 | 128,898 | 138,401 | 145,423 | 170,179 | 197,099 | 188,769 | 160,476 | 129,361 | 1,869,587 |
| D 315425   | 24 243       | 133,068 | 175,949 | 193,453 | 159,228 | 140,486 |         |         |         |         |         |         |         |           |
| Inventory owned - Total - Des stocks possédés  | 1983         | 339,254 | 337,575 | 346,486 | 361,590 | 394,293 | 393,430 | 379,180 | 371,588 | 357,948 | 355,877 | 344,178 | 357,315 | ...       |
|  | 1984         | 383,139 | 357,156 | 365,196 | 383,997 | 414,594 | 419,005 | 430,172 | 413,759 | 395,061 | 397,582 | 392,724 | 408,721 | ...       |
|  | 1985         | 428,199 | 416,181 | 420,440 | 449,906 | 462,015 | 469,394 | 463,113 | 439,554 | 423,828 | 413,581 | 412,621 | 408,029 | ...       |
|  | 1986         | 407,035 | 399,600 | 399,540 | 420,187 | 435,379 | 440,896 | 422,053 | 416,820 | 408,757 | 396,438 | 381,657 | 383,855 | ...       |
| D 317910   | 24 243       | 394,130 | 399,486 | 411,465 | 425,763 | 447,433 |         |         |         |         |         |         |         |           |
| Women's clothing industries - Industries des vêtements pour dames                                  | 1983         | 118,414 | 141,462 | 143,814 | 114,263 | 99,945  | 117,560 | 125,421 | 153,031 | 153,203 | 132,953 | 125,690 | 86,977  | 1,512,733 |
| Shipments - Livraisons   | 1984         | 119,179 | 148,608 | 144,276 | 121,459 | 110,587 | 125,087 | 138,225 | 165,876 | 147,374 | 138,197 | 125,885 | 92,245  | 1,576,998 |
|  | 1985         | 124,294 | 141,666 | 145,002 | 123,574 | 112,664 | 118,796 | 142,802 | 172,521 | 162,597 | 150,411 | 137,246 | 101,282 | 1,632,855 |
|  | 1986         | 141,773 | 162,497 | 156,741 | 134,170 | 121,382 | 129,872 | 159,495 | 191,302 | 181,631 | 162,084 | 135,252 | 106,057 | 1,782,256 |
| D 315431   | 24 244       | 145,165 | 169,527 | 167,177 | 138,570 | 117,521 |         |         |         |         |         |         |         |           |
| Inventory owned - Total - Des stocks possédés  | 1983         | 200,133 | 190,396 | 194,973 | 209,479 | 215,547 | 220,659 | 234,796 | 210,962 | 203,487 | 196,149 | 208,322 | 212,274 | ...       |
|  | 1984         | 217,126 | 216,535 | 197,344 | 213,403 | 220,980 | 258,133 | 246,617 | 233,244 | 235,221 | 232,741 | 239,152 | 236,562 | ...       |
|  | 1985         | 250,239 | 248,880 | 255,848 | 267,733 | 270,799 | 271,067 | 264,465 | 257,887 | 239,487 | 235,239 | 248,611 | 260,310 | ...       |
|  | 1986         | 261,599 | 254,752 | 249,166 | 263,378 | 283,914 | 295,471 | 286,266 | 269,511 | 263,615 | 251,700 | 256,057 | 267,606 | ...       |
| D 317916   | 24 244       | 266,083 | 273,551 | 279,946 | 289,058 | 311,140 |         |         |         |         |         |         |         |           |
| Children's clothing industry - Industries des vêtements pour enfants                               | 1983         | 29,143  | 32,461  | 29,755  | 21,161  | 19,007  | 29,504  | 35,258  | 41,769  | 38,152  | 32,488  | 23,717  | 15,579  | 347,994   |
| Shipments - Livraisons   | 1984         | 31,550  | 35,808  | 32,147  | 22,940  | 22,752  | 31,001  | 38,271  | 44,446  | 36,883  | 35,569  | 27,290  | 19,107  | 377,764   |
|  | 1985         | 29,541  | 36,151  | 33,701  | 22,679  | 23,626  | 36,165  | 43,591  | 42,447  | 36,264  | 35,491  | 26,429  | 21,452  | 387,537   |
|  | 1986         | 33,441  | 39,827  | 33,556  | 25,558  | 21,505  | 35,343  | 43,858  | 44,530  | 40,845  | 38,319  | 26,540  | 18,843  | 402,165   |
| D 315437   | 24 245       | 32,451  | 41,132  | 40,558  | 28,706  | 25,131  |         |         |         |         |         |         |         |           |
| Inventory owned - Total - Des stocks possédés  | 1983         | 58,136  | 54,342  | 55,251  | 55,190  | 62,985  | 65,446  | 59,154  | 60,941  | 56,083  | 56,104  | 63,827  | 66,963  | ...       |
|  | 1984         | 69,917  | 68,291  | 63,846  | 66,371  | 70,778  | 72,561  | 61,820  | 63,178  | 63,952  | 61,408  | 65,182  | 67,234  | ...       |
|  | 1985         | 71,421  | 70,057  | 69,991  | 72,446  | 75,784  | 75,308  | 65,954  | 65,813  | 65,495  | 63,999  | 69,208  | 72,202  | ...       |
|  | 1986         | 76,119  | 70,761  | 68,471  | 72,644  | 80,175  | 81,788  | 74,933  | 74,537  | 67,359  | 62,340  | 67,034  | 70,641  | ...       |
| D 317922   | 24 245       | 73,392  | 71,831  | 66,933  | 72,638  | 79,812  |         |         |         |         |         |         |         |           |
| Sweater industry - Industries des chandails  | 1983         | 11,220  | 12,838  | 14,243  | 8,912   | 10,756  | 16,304  | 20,256  | 24,334  | 20,878  | 20,295  | 21,776  | 11,504  | 193,316   |
| Shipments - Livraisons   | 1984         | 12,396  | 14,925  | 13,365  | 10,650  | 10,661  | 15,622  | 21,393  | 21,725  | 19,767  | 22,259  | 21,823  | 17,525  | 197,111   |
|  | 1985         | 13,491  | 15,206  | 13,178  | 10,715  | 10,650  | 13,655  | 21,269  | 21,923  | 22,226  | 26,370  | 23,912  | 13,083  | 205,678   |
|  | 1986         | 14,559  | 16,988  | 14,439  | 12,384  | 12,080  | 17,591  | 21,929  | 24,349  | 27,331  | 29,070  | 26,907  | 14,095  | 231,722   |
| D 315439   | 24 2491      | 15,859  | 17,147  | 15,599  | 12,593  | 13,624  |         |         |         |         |         |         |         |           |
| Inventory owned - Total - Des stocks possédés  | 1983         | 30,881  | 31,925  | 31,413  | 35,115  | 41,144  | 44,116  | 42,424  | 38,082  | 34,604  | 33,106  | 30,048  | 31,253  | ...       |
|  | 1984         | 34,709  | 35,986  | 37,873  | 40,756  | 43,894  | 45,780  | 48,694  | 47,310  | 44,322  | 34,032  | 29,289  | 29,062  | ...       |
|  | 1985         | 32,477  | 36,838  | 37,339  | 39,837  | 43,431  | 49,717  | 48,585  | 47,432  | 43,184  | 39,583  | 36,264  | 37,530  | ...       |
|  | 1986         | 38,941  | 41,995  | 44,614  | 42,958  | 49,425  | 53,473  | 54,362  | 48,871  | 45,106  | 43,242  | 40,339  | 37,596  | ...       |
| D 317924   | 24 2491      | 41,663  | 39,118  | 41,031  | 38,968  | 45,646  |         |         |         |         |         |         |         |           |
| Hosiery industry - Industrie des bas et chaussettes  | 1983         | 18,996  | 21,885  | 24,268  | 19,955  | 19,299  | 21,229  | 21,536  | 21,667  | 23,832  | 23,307  | 24,011  | 17,561  | 257,546   |
| Shipments - Livraisons   | 1984         | 20,556  | 22,268  | 24,747  | 20,513  | 22,597  | 22,481  | 23,362  | 22,986  | 24,355  | 26,215  | 24,868  | 21,348  | 276,296   |
|  | 1985         | 20,019  | 22,834  | 24,896  | 22,602  | 22,043  | 22,632  | 23,406  | 23,775  | 24,189  | 27,844  | 26,922  | 20,795  | 281,457   |
|  | 1986         | 22,154  | 26,227  | 25,521  | 23,107  | 19,999  | 22,400  | 22,314  | 24,352  | 26,310  | 29,635  | 26,395  | 20,976  | 289,398   |
| D 315442   | 24 2494      | 22,124  | 24,369  | 26,138  | 22,132  | 23,087  |         |         |         |         |         |         |         |           |

See footnote(s) at end of statistical tables. - Voir note(s) à la fin des tableaux statistiques.

TABLE 6. Estimated Value of Shipments, Orders and Inventories in Selected Individual Industries

TABLEAU 6. Valeur estimative des livraisons, commandes et stocks de certaines industries particulières

| CSE 1368<br>CAE 1980   |         | Month - Mois |           |           |           |           |           |         |         |         |           |           |           | Total     |
|--|---------|--------------|-----------|-----------|-----------|-----------|-----------|---------|---------|---------|-----------|-----------|-----------|-----------|
|  |         | Jan          | Feb       | March     | April     | May       | June      | July    | Aug     | Sept    | Oct       | Nov       | Dec       |           |
|  |         | Janv         | Fév       | Mars      | Avril     | Mai       | Juin      | Juill   | Août    | Sépt    | Oct       | Nov       | Déc       |           |
| thousands of dollars - milliers de dollars   |         |              |           |           |           |           |           |         |         |         |           |           |           |           |
| Inventory owned - Total = Des stocks possédés  | 1983    | 43,086       | 44,057    | 43,029    | 43,847    | 45,351    | 45,433    | 44,392  | 42,195  | 40,770  | 41,719    | 43,018    | 46,868    |           |
|  | 1984    | 47,739       | 49,036    | 47,824    | 47,836    | 48,158    | 47,299    | 44,570  | 44,096  | 43,863  | 45,977    | 44,564    | 45,361    |           |
|  | 1985    | 51,876       | 46,644    | 51,269    | 53,499    | 53,428    | 52,633    | 49,383  | 49,966  | 49,094  | 49,490    | 48,335    | 48,594    |           |
| D 317927   | 24 2494 | 50,015       | 52,008    | 53,577    | 53,896    | 55,142    | 55,468    | 54,891  | 54,869  | 54,638  | 53,189    | 51,527    | 52,511    |           |
|  | 1987    | 51,707       | 49,668    | 49,269    | 50,972    | 51,009    |           |         |         |         |           |           |           |           |
| Foundation Garment industry - Industries des vêtements de base   | 1983    | 8,534        | 9,511     | 11,529    | 10,502    | 9,472     | 10,757    | 8,025   | 9,759   | 11,246  | 10,909    | 11,800    | 7,116     | 119,160   |
| Shipments - Livraisons   | 1984    | 9,567        | 10,530    | 13,367    | 10,939    | 10,780    | 11,140    | 8,780   | 10,031  | 11,454  | 12,402    | 11,328    | 7,733     | 128,051   |
|  | 1985    | 9,104        | 15,145    | 12,028    | 12,028    | 10,694    | 11,172    | 16,311  | 9,609   | 10,898  | 17,149    | 16,031    | 11,432    | 146,285   |
| D 315444   | 24 2496 | 9,843        | 11,363    | 12,127    | 11,824    | 10,996    | 10,946    | 9,020   | 9,862   | 11,279  | 13,573    | 11,529    | 8,362     | 130,769   |
|  | 1987    | 10,905       | 11,548    | 13,717    | 12,678    | 11,217    |           |         |         |         |           |           |           |           |
| Inventory owned - Total = Des stocks possédés  | 1983    | 28,959       | 30,859    | 32,537    | 33,916    | 34,120    | 35,171    | 34,204  | 36,000  | 35,098  | 34,887    | 33,114    | 33,280    |           |
|  | 1984    | 37,726       | 37,945    | 38,320    | 39,589    | 41,162    | 40,921    | 40,025  | 39,503  | 38,538  | 37,372    | 34,249    | 35,808    |           |
|  | 1985    | 35,314       | 37,405    | 37,144    | 35,981    | 34,768    | 37,158    | 34,647  | 34,164  | 32,861  | 32,766    | 31,659    | 32,488    |           |
| D 317929   | 24 2496 | 31,897       | 34,636    | 34,530    | 36,997    | 40,166    | 41,080    | 42,924  | 44,452  | 43,010  | 42,682    | 42,902    | 43,270    |           |
|  | 1987    | 43,726       | 43,166    | 41,603    | 40,233    | 40,852    |           |         |         |         |           |           |           |           |
| <b>WOOD INDUSTRIES - INDUSTRIES DU BOIS:</b>   |         |              |           |           |           |           |           |         |         |         |           |           |           |           |
| Sawmill, planing mill and shingle mill industries - Scieries, ateliers de rabotage et usines de bardeaux | 1983    | 407,320      | 450,728   | 507,726   | 498,052   | 561,500   | 631,995   | 546,750 | 518,485 | 518,013 | 509,964   | 494,550   | 472,274   | 6,117,357 |
| Shipments - Livraisons   | 1984    | 491,695      | 506,215   | 534,966   | 536,199   | 546,184   | 551,317   | 507,034 | 528,325 | 493,685 | 543,403   | 514,033   | 452,980   | 6,206,036 |
|  | 1985    | 496,536      | 528,261   | 551,967   | 562,823   | 636,305   | 637,794   | 607,905 | 594,219 | 588,423 | 616,359   | 563,459   | 535,215   | 6,919,266 |
| D 315498   | 25 251  | 590,833      | 599,594   | 668,350   | 758,170   | 731,864   | 712,698   | 699,804 | 584,592 | 582,310 | 557,786   | 516,492   | 566,456   | 7,568,949 |
|  | 1987    | 647,868      | 669,340   | 754,450   | 742,281   | 723,650   |           |         |         |         |           |           |           |           |
| Inventory owned - Total = Des stocks possédés  | 1983    | 913,966      | 970,962   | 954,155   | 872,716   | 799,041   | 824,536   | 857,333 | 914,045 | 958,544 | 994,030   | 987,994   | 1,054,989 |           |
|  | 1984    | 1,129,105    | 1,197,150 | 1,158,990 | 1,101,772 | 1,034,877 | 1,011,345 | 985,161 | 962,558 | 999,758 | 992,944   | 1,019,436 | 1,051,364 |           |
|  | 1985    | 1,126,269    | 1,148,530 | 1,161,453 | 1,057,466 | 989,269   | 934,128   | 899,661 | 935,760 | 968,856 | 1,018,661 | 1,046,856 | 1,084,870 |           |
| D 317983   | 25 251  | 1,164,588    | 1,243,427 | 1,237,877 | 1,124,442 | 1,025,076 | 983,983   | 946,328 | 951,788 | 963,826 | 1,000,443 | 1,013,347 | 1,078,180 |           |
|  | 1987    | 1,164,481    | 1,266,073 | 1,232,104 | 1,122,235 | 998,405   |           |         |         |         |           |           |           |           |
| Veneer and Plywood industries - Industries des placages et contre plaqués                                | 1983    | 61,969       | 66,926    | 77,849    | 69,663    | 76,168    | 78,076    | 68,299  | 71,199  | 69,252  | 75,514    | 70,964    | 67,224    | 851,103   |
| Shipments - Livraisons   | 1984    | 72,325       | 75,465    | 70,794    | 71,158    | 76,819    | 79,452    | 64,668  | 66,464  | 67,373  | 76,319    | 67,157    | 60,942    | 848,956   |
|  | 1985    | 67,824       | 70,654    | 73,806    | 72,026    | 84,866    | 83,182    | 74,343  | 76,588  | 79,970  | 83,992    | 76,843    | 69,595    | 913,689   |
| D 315501   | 25 252  | 83,854       | 86,936    | 93,285    | 88,487    | 86,656    | 88,300    | 85,396  | 85,064  | 73,769  | 73,978    | 69,967    | 80,605    | 996,297   |
|  | 1987    | 82,786       | 95,711    | 100,107   | 94,973    | 93,648    |           |         |         |         |           |           |           |           |
| Inventory owned - Total = Des stocks possédés  | 1983    | 94,721       | 95,824    | 101,542   | 103,759   | 101,060   | 98,230    | 98,921  | 99,345  | 100,715 | 101,619   | 104,292   | 104,929   |           |
|  | 1984    | 110,170      | 112,976   | 119,931   | 127,311   | 135,755   | 133,904   | 131,190 | 135,420 | 135,488 | 129,921   | 134,687   | 130,297   |           |
|  | 1985    | 125,415      | 128,128   | 130,460   | 140,335   | 132,225   | 129,084   | 123,084 | 117,087 | 118,532 | 119,174   | 118,069   | 122,942   |           |
| D 317986   | 25 252  | 120,426      | 123,092   | 125,880   | 127,722   | 122,213   | 126,239   | 119,590 | 118,152 | 117,618 | 118,860   | 123,193   | 121,946   |           |
|  | 1987    | 124,659      | 131,389   | 136,755   | 135,978   | 140,597   |           |         |         |         |           |           |           |           |
| Sash, door and other millwork industries - Industries des portes, châssis et autres bois travaillés      | 1983    | 88,980       | 101,635   | 120,138   | 133,847   | 148,883   | 170,810   | 143,250 | 165,812 | 156,062 | 150,832   | 148,976   | 112,008   | 1,641,233 |
| Shipments - Livraisons   | 1984    | 96,926       | 110,386   | 122,549   | 131,495   | 159,613   | 164,247   | 149,041 | 165,776 | 150,265 | 160,645   | 150,723   | 110,831   | 1,672,497 |
|  | 1985    | 102,047      | 108,037   | 125,899   | 146,116   | 176,163   | 180,866   | 168,634 | 190,968 | 186,542 | 188,611   | 170,239   | 137,996   | 1,882,118 |
| D 315504   | 25 254  | 131,833      | 139,062   | 148,499   | 183,161   | 199,296   | 206,504   | 198,074 | 208,337 | 218,236 | 227,440   | 201,348   | 168,206   | 2,229,996 |
|  | 1987    | 155,241      | 168,111   | 195,724   | 224,483   | 237,078   |           |         |         |         |           |           |           |           |
| Inventory owned - Total = Des stocks possédés  | 1983    | 249,189      | 253,023   | 251,065   | 252,313   | 260,839   | 265,982   | 266,557 | 280,265 | 279,299 | 271,522   | 268,986   | 272,612   |           |
|  | 1984    | 282,103      | 286,794   | 296,974   | 299,649   | 298,749   | 297,650   | 295,584 | 294,829 | 285,701 | 279,178   | 275,275   | 280,580   |           |
|  | 1985    | 287,004      | 292,985   | 308,136   | 314,428   | 304,896   | 304,817   | 312,113 | 312,099 | 306,769 | 310,526   | 300,880   | 289,904   |           |
| D 317989   | 25 254  | 297,929      | 309,899   | 322,973   | 338,605   | 343,751   | 343,642   | 346,378 | 343,624 | 346,009 | 339,100   | 339,954   | 336,693   |           |
|  | 1987    | 346,913      | 355,477   | 365,096   | 381,664   | 392,682   |           |         |         |         |           |           |           |           |
| <b>FURNITURE AND FIXTURE INDUSTRIES - INDUSTRIES DU MEUBLE ET DES ARTICLES D'AMEUBLEMENT:</b>            |         |              |           |           |           |           |           |         |         |         |           |           |           |           |
| Household furniture industries - Industries des meubles de maison  | 1983    | 83,853       | 94,766    | 109,913   | 97,876    | 97,624    | 105,440   | 81,997  | 106,774 | 121,936 | 116,626   | 125,953   | 103,879   | 1,246,637 |
| Shipments - Livraisons   | 1984    | 102,219      | 110,086   | 114,878   | 104,888   | 112,693   | 109,730   | 84,594  | 94,029  | 105,542 | 114,630   | 117,102   | 93,351    | 1,263,742 |
|  | 1985    | 94,222       | 103,873   | 112,650   | 113,388   | 124,222   | 116,705   | 98,745  | 112,436 | 127,334 | 139,307   | 134,812   | 115,610   | 1,393,304 |
| D 315517   | 26 261  | 112,769      | 119,568   | 122,907   | 127,802   | 127,335   | 125,240   | 102,834 | 115,245 | 136,002 | 143,197   | 137,595   | 123,086   | 1,493,580 |
|  | 1987    | 117,707      | 126,133   | 137,921   | 125,460   | 127,135   |           |         |         |         |           |           |           |           |
| Inventory owned - Total = Des stocks possédés  | 1983    | 226,288      | 219,551   | 226,379   | 233,047   | 243,459   | 244,207   | 228,599 | 228,920 | 232,624 | 234,644   | 231,448   | 241,290   |           |
|  | 1984    | 258,087      | 263,748   | 267,833   | 279,173   | 277,510   | 281,571   | 273,410 | 278,252 | 270,872 | 269,961   | 267,055   | 255,253   |           |
|  | 1985    | 258,158      | 262,696   | 252,813   | 253,786   | 257,149   | 259,231   | 251,222 | 257,490 | 256,448 | 257,860   | 260,757   | 257,111   |           |
| D 318002   | 26 261  | 267,528      | 274,144   | 281,580   | 289,987   | 288,190   | 291,117   | 279,356 | 283,525 | 282,111 | 280,921   | 285,201   | 284,811   |           |
|  | 1987    | 287,099      | 300,197   | 306,273   | 318,564   | 317,004   |           |         |         |         |           |           |           |           |
| Office furniture industries - Industries des meubles de bureau   | 1983    | 40,323       | 43,239    | 48,754    | 45,170    | 46,381    | 51,249    | 41,471  | 48,868  | 56,970  | 50,505    | 54,242    | 51,546    | 578,668   |
| Shipments - Livraisons   | 1984    | 52,676       | 64,229    | 67,535    | 57,859    | 56,081    | 63,630    | 49,211  | 52,635  | 64,561  | 64,763    | 65,644    | 61,919    | 720,743   |
|  | 1985    | 60,027       | 67,615    | 73,059    | 69,300    | 67,937    | 70,214    | 61,732  | 62,279  | 75,544  | 80,854    | 77,539    | 71,983    | 838,083   |
| D 315521   | 26 264  | 73,365       | 76,524    | 85,239    | 72,980    | 74,908    | 80,104    | 65,650  | 68,442  | 87,760  | 82,748    | 82,318    | 87,664    | 937,702   |
|  | 1987    | 75,812       | 82,694    | 93,369    | 84,451    | 82,112    |           |         |         |         |           |           |           |           |
| Inventory owned - Total = Des stocks possédés  | 1983    | 91,053       | 89,703    | 90,978    | 92,854    | 92,240    | 92,468    | 89,987  | 93,138  | 94,242  | 96,119    | 100,467   | 103,409   |           |
|  | 1984    | 105,592      | 103,927   | 104,320   | 108,881   | 110,297   | 106,644   | 105,367 | 109,067 | 110,999 | 111,997   | 112,646   | 114,425   |           |
|  | 1985    | 112,389      | 112,382   | 113,707   | 115,109   | 115,770   | 116,474   | 116,804 | 119,632 | 122,197 | 125,373   | 126,701   | 129,185   |           |
| D 318006   | 26 264  | 130,204      | 130,857   | 126,594   | 128,601   | 127,532   | 130,607   | 129,971 | 133,184 | 133,333 | 135,167   | 133,361   | 138,313   |           |
|  | 1987    | 139,030      | 139,474   | 136,594   | 143,095   | 140,672   |           |         |         |         |           |           |           |           |

See footnote(s) at end of statistical tables. - Voir note(s) à la fin des tableaux statistiques.



TABLE 6. Estimated Value of Shipments, Orders and Inventories in Selected Individual Industries

TABLEAU 6. Valeur estimative des livraisons, commandes et stocks de certaines industries particulières

| SIC 1980  | CAE 1980 | Months - Mois                              |            |               |                |            |             |               |             |           |           |           |           | Total     |            |
|---|----------|--|------------|---------------|----------------|------------|-------------|---------------|-------------|-----------|-----------|-----------|-----------|-----------|------------|
|   |          | Jan<br>Janv                                | Feb<br>Fév | March<br>Mars | April<br>Avril | May<br>Mai | June<br>Jun | July<br>Juill | Aug<br>Août | Sept.     | Oct.      | Nov       | Dec.      |           |            |
|   |          | thousands of dollars - milliers de dollars |            |               |                |            |             |               |             |           |           |           |           |           |            |
| <b>PAPER AND ALLIED PRODUCTS INDUSTRIES -<br/>INDUSTRIES DU PAPIER ET PRODUITS CONNEXES:</b>            |          |  |            |               |                |            |             |               |             |           |           |           |           |           |            |
| Pulp and paper industries - Industries des pâtes et papiers:  |          | 1983                                       | 796 183    | 794 937       | 908 554        | 867 965    | 907 721     | 999 194       | 879 262     | 957 225   | 980 431   | 1 009 482 | 951 486   | 1 034 659 | 11 082 094 |
| Shipments - Livraisons  |          | 1984                                       | 1 004 341  | 916 192       | 952 935        | 958 759    | 1 198 323   | 1 163 174     | 1 149 504   | 1 195 725 | 1 109 123 | 1 203 893 | 1 156 381 | 1 096 671 | 13 104 021 |
| D 315447  |          | 1985                                       | 1 176 923  | 1 067 364     | 1 164 894      | 1 115 610  | 1 139 364   | 1 105 807     | 1 055 625   | 1 152 270 | 1 061 743 | 1 182 116 | 1 139 959 | 1 093 395 | 13 405 070 |
|   |          | 1986                                       | 1 095 331  | 1 085 328     | 1 206 415      | 1 231 819  | 1 206 442   | 1 259 524     | 1 246 590   | 1 262 851 | 1 243 213 | 1 321 723 | 1 198 304 | 1 286 756 | 14 643 796 |
|   |          | 1987                                       | 1 312 550  | 1 275 652     | 1 434 581      | 1 390 847  | 1 355 409   |               |             |           |           |           |           |           |            |
| Inventory owned - Total - Des stocks possédés   |          | 1983                                       | 1 654 869  | 1 689 923     | 1 639 445      | 1 537 487  | 1 489 741   | 1 437 783     | 1 490 325   | 1 508 740 | 1 483 973 | 1 519 279 | 1 516 710 | 1 458 127 | ...        |
| D 317932  |          | 1984                                       | 1 517 883  | 1 452 457     | 1 427 715      | 1 416 772  | 1 346 758   | 1 377 968     | 1 409 965   | 1 451 851 | 1 478 616 | 1 548 721 | 1 501 389 | 1 537 258 | ...        |
|   |          | 1985                                       | 1 576 046  | 1 572 941     | 1 671 388      | 1 543 814  | 1 487 904   | 1 477 564     | 1 496 454   | 1 534 567 | 1 512 897 | 1 544 460 | 1 557 882 | 1 496 399 | ...        |
|   |          | 1986                                       | 1 520 208  | 1 578 649     | 1 565 918      | 1 488 770  | 1 451 484   | 1 451 193     | 1 479 713   | 1 476 848 | 1 457 797 | 1 473 670 | 1 515 679 | 1 506 842 | ...        |
|   |          | 1987                                       | 1 507 667  | 1 570 493     | 1 527 116      | 1 525 750  | 1 524 668   |               |             |           |           |           |           |           | ...        |
| <b>Asphalt roofing industry - Industrie du papier-toiture asphalté:</b>                                 |          |  |            |               |                |            |             |               |             |           |           |           |           |           |            |
| Shipments - Livraisons  |          | 1983                                       | 18 714     | 24 883        | 25 572         | 26 742     | 26 145      | 31 632        | 25 267      | 33 809    | 31 525    | 27 611    | 21 737    | 27 742    | 306 379    |
| D 315453  |          | 1984                                       | 20 045     | 30 232        | 37 540         | 32 464     | 39 633      | 40 931        | 35 386      | 40 881    | 37 610    | 40 512    | 32 581    | 27 384    | 415 199    |
|   |          | 1985                                       | 17 981     | 30 603        | 37 240         | 33 236     | 42 748      | 53 059        | 41 974      | 42 598    | 39 557    | 39 954    | 30 975    | 25 018    | 434 943    |
|   |          | 1986                                       | 30 182     | 33 854        | 40 058         | 37 037     | 35 575      | 40 956        | 43 638      | 36 813    | 38 782    | 44 949    | 38 088    | 32 559    | 452 491    |
|   |          | 1987                                       | 33 082     | 38 581        | 38 535         | 37 212     | 41 025      |               |             |           |           |           |           |           | ...        |
| Inventory owned - Total - Des stocks possédés   |          | 1983                                       | 26 273     | 30 069        | 27 371         | 26 079     | 25 197      | 24 924        | 23 868      | 22 100    | 21 660    | 21 161    | 25 849    | 27 595    | ...        |
| D 317938  |          | 1984                                       | 39 993     | 46 942        | 37 327         | 47 054     | 44 490      | 41 522        | 39 929      | 34 632    | 30 990    | 36 271    | 39 876    | 48 245    | ...        |
|   |          | 1985                                       | 47 184     | 48 778        | 47 975         | 48 817     | 47 414      | 39 081        | 45 317      | 44 511    | 43 605    | 42 909    | 34 611    | 33 369    | ...        |
|   |          | 1986                                       | 36 713     | 48 125        | 46 889         | 40 413     | 44 279      | 44 074        | 41 532      | 39 794    | 39 676    | 48 149    | 37 919    | 37 021    | ...        |
|   |          | 1987                                       | 40 689     | 43 818        | 46 312         | 45 310     | 43 928      |               |             |           |           |           |           |           | ...        |
| <b>Folding carton and setup box industry - Industrie des boîtes pliantes et rigides:</b>                |          |  |            |               |                |            |             |               |             |           |           |           |           |           |            |
| Shipments - Livraisons  |          | 1983                                       | 42 927     | 42 703        | 53 237         | 47 934     | 49 792      | 55 529        | 42 907      | 54 648    | 56 582    | 52 801    | 56 952    | 46 625    | 602 637    |
| D 315455  |          | 1984                                       | 48 349     | 51 017        | 56 603         | 51 464     | 60 061      | 56 069        | 47 348      | 58 673    | 58 136    | 62 066    | 60 569    | 50 633    | 660 988    |
|   |          | 1985                                       | 55 534     | 55 379        | 56 782         | 58 269     | 64 294      | 59 147        | 55 631      | 61 796    | 61 625    | 68 788    | 61 694    | 54 180    | 713 119    |
|   |          | 1986                                       | 58 595     | 57 245        | 59 313         | 68 368     | 63 328      | 62 257        | 60 474      | 60 667    | 67 190    | 68 137    | 59 649    | 58 525    | 738 757    |
|   |          | 1987                                       | 60 139     | 60 186        | 65 739         | 66 621     | 62 683      |               |             |           |           |           |           |           | ...        |
| Inventory owned - Total - Des stocks possédés   |          | 1983                                       | 95 755     | 99 855        | 100 297        | 100 882    | 101 269     | 101 846       | 99 667      | 100 621   | 101 382   | 100 489   | 103 842   | 105 467   | ...        |
| D 317940  |          | 1984                                       | 97 396     | 109 493       | 111 544        | 111 108    | 109 600     | 108 046       | 111 393     | 111 864   | 111 826   | 108 525   | 108 469   | 117 922   | ...        |
|   |          | 1985                                       | 110 191    | 109 222       | 108 256        | 111 487    | 115 025     | 116 198       | 115 291     | 113 881   | 114 977   | 112 805   | 114 428   | 113 386   | ...        |
|   |          | 1986                                       | 117 348    | 117 051       | 121 314        | 125 814    | 125 802     | 125 227       | 125 015     | 124 067   | 124 792   | 123 353   | 121 472   | 123 347   | ...        |
|   |          | 1987                                       | 127 116    | 130 000       | 130 761        | 132 550    | 131 523     |               |             |           |           |           |           |           | ...        |
| <b>Corrugated box industry - Industrie des boîtes en carton ondulé:</b>                                 |          |  |            |               |                |            |             |               |             |           |           |           |           |           |            |
| Shipments - Livraisons  |          | 1983                                       | 74 226     | 79 232        | 97 451         | 90 597     | 98 341      | 108 277       | 89 018      | 105 893   | 114 879   | 100 201   | 105 602   | 89 098    | 1 146 813  |
| D 315456  |          | 1984                                       | 99 258     | 100 753       | 107 702        | 99 549     | 114 153     | 119 923       | 105 697     | 116 344   | 115 043   | 119 923   | 117 480   | 90 530    | 1 306 355  |
|   |          | 1985                                       | 110 259    | 110 357       | 118 860        | 117 785    | 126 790     | 131 222       | 112 141     | 123 491   | 127 497   | 124 749   | 117 211   | 97 394    | 1 417 756  |
|   |          | 1986                                       | 116 410    | 111 899       | 119 027        | 128 743    | 117 706     | 122 541       | 111 268     | 108 259   | 119 830   | 120 451   | 112 155   | 106 345   | 1 394 134  |
|   |          | 1987                                       | 110 635    | 116 885       | 131 567        | 123 235    | 122 528     |               |             |           |           |           |           |           | ...        |
| Inventory owned - Total - Des stocks possédés   |          | 1983                                       | 84 282     | 82 028        | 80 813         | 82 229     | 82 500      | 79 991        | 74 595      | 78 218    | 75 049    | 78 145    | 80 531    | 79 068    | ...        |
| D 317941  |          | 1984                                       | 69 998     | 80 713        | 81 986         | 84 945     | 86 993      | 89 957        | 83 687      | 87 663    | 100 126   | 100 508   | 96 276    | 89 365    | ...        |
|   |          | 1985                                       | 92 615     | 96 604        | 100 124        | 96 833     | 96 971      | 92 991        | 96 382      | 107 439   | 99 897    | 97 227    | 96 467    | 96 758    | ...        |
|   |          | 1986                                       | 93 114     | 92 712        | 96 400         | 93 760     | 93 347      | 98 476        | 100 597     | 101 513   | 97 324    | 96 976    | 95 383    | 97 941    | ...        |
|   |          | 1987                                       | 100 240    | 104 553       | 108 151        | 108 271    | 111 991     |               |             |           |           |           |           |           | ...        |
| <b>Paper bag industry - Industries des sacs en papier:</b>  |          |  |            |               |                |            |             |               |             |           |           |           |           |           |            |
| Shipments - Livraisons  |          | 1983                                       | 17 152     | 17 605        | 20 506         | 19 182     | 19 853      | 21 326        | 19 065      | 19 216    | 22 106    | 20 373    | 22 388    | 19 942    | 238 714    |
| D 315457  |          | 1984                                       | 18 754     | 21 809        | 22 583         | 22 413     | 20 539      | 22 314        | 22 910      | 23 174    | 23 432    | 23 226    | 22 958    | 20 520    | 262 137    |
|   |          | 1985                                       | 21 673     | 21 604        | 20 997         | 22 896     | 23 088      | 23 512        | 22 097      | 22 453    | 23 057    | 25 506    | 22 979    | 22 511    | 272 373    |
|   |          | 1986                                       | 22 771     | 22 054        | 22 229         | 25 907     | 23 656      | 23 794        | 23 532      | 22 412    | 26 613    | 26 132    | 25 660    | 26 051    | 290 311    |
|   |          | 1987                                       | 24 695     | 24 582        | 25 133         | 25 870     | 24 500      |               |             |           |           |           |           |           | ...        |
| Inventory owned - Total - Des stocks possédés   |          | 1983                                       | 37 612     | 39 610        | 41 108         | 39 710     | 40 394      | 41 042        | 39 283      | 40 597    | 41 467    | 42 255    | 40 717    | 40 724    | ...        |
| D 317942  |          | 1984                                       | 40 603     | 42 494        | 43 662         | 43 978     | 44 170      | 44 939        | 45 380      | 44 932    | 44 768    | 43 869    | 41 495    | 39 517    | ...        |
|   |          | 1985                                       | 40 433     | 40 471        | 42 244         | 40 770     | 41 775      | 40 586        | 43 287      | 40 302    | 40 955    | 41 954    | 41 565    | 40 028    | ...        |
|   |          | 1986                                       | 40 934     | 40 123        | 38 505         | 37 811     | 37 993      | 38 659        | 37 164      | 39 253    | 40 795    | 39 854    | 38 943    | 39 787    | ...        |
|   |          | 1987                                       | 41 024     | 41 950        | 43 598         | 44 056     | 43 274      |               |             |           |           |           |           |           | ...        |
| <b>Other converted paper products industries - Autres industries des produits en papier transformé:</b> |          |  |            |               |                |            |             |               |             |           |           |           |           |           |            |
| Shipments - Livraisons  |          | 1983                                       | 121 976    | 124 303       | 140 654        | 139 881    | 138 387     | 150 089       | 121 266     | 133 948   | 153 337   | 139 211   | 139 728   | 131 473   | 1 634 203  |
| D 315458  |          | 1984                                       | 137 859    | 141 962       | 156 043        | 143 865    | 154 876     | 160 299       | 141 146     | 150 138   | 150 861   | 157 028   | 155 677   | 133 995   | 1 783 749  |
|   |          | 1985                                       | 144 614    | 145 177       | 158 116        | 157 925    | 160 698     | 162 547       | 151 815     | 158 984   | 168 157   | 171 174   | 163 796   | 147 227   | 1 890 230  |
|   |          | 1986                                       | 157 616    | 159 562       | 167 202        | 174 011    | 177 254     | 183 457       | 169 438     | 173 194   | 181 742   | 190 285   | 180 630   | 175 420   | 2 089 811  |
|   |          | 1987                                       | 175 973    | 192 870       | 206 812        | 205 850    | 193 370     |               |             |           |           |           |           |           | ...        |
| Inventory owned - Total - Des stocks possédés   |          | 1983                                       | 246 773    | 259 861       | 254 279        | 254 079    | 264 869     | 250 048       | 240 471     | 244 690   | 242 758   | 254 546   | 258 757   | 265 118   | ...        |
| D 317943  |          | 1984                                       | 266 156    | 279 084       | 285 333        | 293 045    | 293 648     | 292 434       | 294 867     | 293 539   | 294 283   | 301 387   | 302 905   | 299 559   | ...        |
|   |          | 1985                                       | 309 194    | 312 158       | 313 134        | 308 654    | 308 397     | 307 372       | 303 634     | 306 266   | 310 300   | 312 036   | 315 625   | 312 115   | ...        |
|   |          | 1986                                       | 326 603    | 334 605       | 330 281        | 340 760    | 347 973     | 345 679       | 341 616     | 350 719   | 351 852   | 343 324   | 346 511   | 344 748   | ...        |
|   |          | 1987                                       | 352 457    | 359 727       | 368 324        | 372 051    | 363 817     |               |             |           |           |           |           |           | ...        |
| <b>PRINTING, PUBLISHING AND ALLIED INDUSTRIES -<br/>IMPRIMERIE, ÉDITION ET INDUSTRIES CONNEXES:</b>     |          |  |            |               |                |            |             |               |             |           |           |           |           |           |            |
| Commercial printing industries - Industries de l'impression commerciale:                                |          | 1983                                       | 244 094    | 258 947       | 303 272        | 277 474    | 284 766     | 278 811       | 242 177     | 285 510   | 314 240   | 319 410   | 326 236   | 295 109   | 3 422 896  |
| Shipments - Livraisons  |          | 1984                                       | 276 076    | 304 510       | 333 038        | 320 949    | 346 923     | 317 793       | 286 111     | 340 513   | 350 815   | 380 470   | 371 320   | 316 980   | 3 922 218  |
| D 315464  |          | 1985                                       | 323 849    | 337 032       | 371 168        | 375 422    | 388 885     | 353 446       | 321 236     | 356 433   | 380 122   | 426 639   | 412 261   | 374 868   | 4 421 361  |
|   |          | 1986                                       | 364 979    | 371 060       | 400 109        | 402 894    | 403 080     | 379 239       | 367 751     | 382 925   | 422 465   | 457 842   | 479 210   | 410 058   | 4 794 817  |
|   |          | 1987                                       | 397 823    | 403           |                |            |             |               |             |           |           |           |           |           |            |

TABLE 6. Estimated Value of Shipments, Orders and Inventories in Selected Individual Industries

TABLEAU 6. Valeur estimative des livraisons, commandes et stocks de certaines industries particulières

| 1980  | 1980    | Month - Mois                               |           |           |           |           |           |           |           |           |           |           |           | Total     |
|---|---------|--|-----------|-----------|-----------|-----------|-----------|-----------|-----------|-----------|-----------|-----------|-----------|-----------|
|   |         | Jan  | Feb       | March     | April     | May       | June      | July      | Aug       | Sept      | Oct       | Nov       | Dec       |           |
|   |         | Janv                                       | Fév       | Mars      | Avril     | Mai       | Juin      | Juill     | Août      | Sept      | Oct       | Nov       | Déc       |           |
|   |         | thousands of dollars - milliers de dollars |           |           |           |           |           |           |           |           |           |           |           |           |
| Inventory owned - Total - Des stocks possédés   | 1983    | 338.602                                    | 342.448   | 340.380   | 349.215   | 363.830   | 350.062   | 359.142   | 364.194   | 364.062   | 345.770   | 354.259   | 359.378   | ...       |
|   | 1984    | 377.765                                    | 386.044   | 395.801   | 412.162   | 417.566   | 439.497   | 458.329   | 472.337   | 466.924   | 448.839   | 448.871   | 453.182   | ...       |
|   | 1985    | 464.913                                    | 465.840   | 475.859   | 503.982   | 499.843   | 511.600   | 527.814   | 526.209   | 570.289   | 498.842   | 495.561   | 478.061   | ...       |
|   | 1986    | 483.395                                    | 500.447   | 500.394   | 505.861   | 500.855   | 513.759   | 518.312   | 527.674   | 534.326   | 527.944   | 518.605   | 512.082   | ...       |
|   | 1979-80 | 28 281                                     | 509.085   | 519.202   | 513.643   | 525.706   | 524.112   |           |           |           |           |           |           | ...       |
| Publishing and printing industries - Industries de l'impression et de l'édition combinées | 1983    | 151.646                                    | 160.374   | 185.147   | 181.894   | 188.396   | 189.364   | 152.770   | 166.448   | 188.640   | 197.051   | 206.326   | 187.805   | 2.155.861 |
|   | 1984    | 165.870                                    | 186.234   | 204.348   | 189.258   | 205.247   | 208.362   | 170.549   | 183.414   | 208.375   | 222.162   | 222.354   | 202.089   | 2.368.262 |
|   | 1985    | 184.620                                    | 189.392   | 201.397   | 205.120   | 224.402   | 213.873   | 184.712   | 197.734   | 213.656   | 238.699   | 241.952   | 211.611   | 2.507.168 |
|   | 1986    | 200.831                                    | 205.604   | 237.436   | 239.381   | 255.568   | 238.001   | 208.586   | 217.758   | 244.257   | 265.501   | 264.866   | 246.698   | 2.824.487 |
|   | 1979-80 | 28 284                                     | 230.098   | 228.264   | 252.248   | 256.361   | 270.080   |           |           |           |           |           |           | ...       |
| Inventory owned - Total - Des stocks possédés   | 1983    | 57.563                                     | 60.230    | 59.636    | 63.133    | 62.418    | 60.376    | 65.160    | 62.109    | 60.988    | 59.257    | 54.617    | 55.958    | ...       |
|   | 1984    | 62.004                                     | 62.931    | 64.560    | 61.521    | 72.391    | 78.542    | 84.670    | 78.444    | 71.991    | 69.454    | 66.368    | 70.311    | ...       |
|   | 1985    | 77.130                                     | 83.469    | 88.794    | 95.898    | 97.227    | 88.699    | 84.465    | 82.517    | 81.319    | 76.138    | 67.423    | 62.788    | ...       |
|   | 1986    | 66.659                                     | 65.634    | 68.495    | 67.667    | 65.454    | 68.933    | 68.622    | 64.284    | 66.305    | 63.193    | 67.868    | ...       |           |
|   | 1979-80 | 28 284                                     | 72.386    | 73.096    | 79.921    | 80.724    | 72.951    |           |           |           |           |           |           | ...       |
| <b>PRIMARY METAL INDUSTRIES - INDUSTRIES DE PREMIERE TRANSFORMATION DES METAUX:</b>       |         |  |           |           |           |           |           |           |           |           |           |           |           |           |
| PRIMARY STEEL INDUSTRIES - INDUSTRIES SIDERURGIQUES                                       | 1983    | 421.649                                    | 424.171   | 537.089   | 509.634   | 555.378   | 564.246   | 459.751   | 520.265   | 571.836   | 573.574   | 587.071   | 471.019   | 6.195.883 |
|   | 1984    | 608.334                                    | 575.558   | 660.272   | 597.292   | 694.030   | 694.705   | 588.480   | 611.810   | 611.662   | 677.755   | 663.301   | 574.022   | 7.557.221 |
|   | 1985    | 635.784                                    | 614.415   | 682.343   | 664.884   | 703.508   | 695.344   | 654.699   | 617.185   | 649.195   | 718.946   | 675.760   | 570.806   | 7.882.869 |
|   | 1986    | 673.565                                    | 613.392   | 664.561   | 724.365   | 702.760   | 677.452   | 659.480   | 598.556   | 656.608   | 696.079   | 666.284   | 614.808   | 7.947.910 |
|   | 1979-80 | 29 291                                     | 643.109   | 648.335   | 729.371   | 710.322   | 712.077   |           |           |           |           |           |           | ...       |
| New orders - Commandes en carnet  | 1983    | 499.259                                    | 526.527   | 577.246   | 585.554   | 524.436   | 518.756   | 444.354   | 613.678   | 569.581   | 506.436   | 617.120   | 461.825   | ...       |
|   | 1984    | 695.206                                    | 629.685   | 683.377   | 558.971   | 578.449   | 865.381   | 452.476   | 764.989   | 551.446   | 686.130   | 648.892   | 547.970   | ...       |
|   | 1985    | 719.289                                    | 709.654   | 651.962   | 689.304   | 814.272   | 568.175   | 716.036   | 618.701   | 562.047   | 711.641   | 757.759   | 404.542   | ...       |
|   | 1986    | 796.144                                    | 783.284   | 639.020   | 753.810   | 649.434   | 508.947   | 655.029   | 593.896   | 658.401   | 717.979   | 651.989   | 663.200   | ...       |
|   | 1979-80 | 29 291                                     | 585.429   | 870.445   | 721.291   | 764.671   | 719.563   |           |           |           |           |           |           | ...       |
| Unfilled orders - Commandes en carnet   | 1983    | 559.556                                    | 661.712   | 701.869   | 777.789   | 746.847   | 701.357   | 685.960   | 779.373   | 777.118   | 709.980   | 740.029   | 730.835   | ...       |
|   | 1984    | 817.707                                    | 871.834   | 894.939   | 856.618   | 741.037   | 911.713   | 775.709   | 928.888   | 868.672   | 877.047   | 862.638   | 836.586   | ...       |
|   | 1985    | 920.091                                    | 1.015.330 | 984.949   | 1.009.369 | 1.120.133 | 992.964   | 1.054.301 | 1.055.817 | 968.664   | 961.359   | 1.037.858 | 871.594   | ...       |
|   | 1986    | 994.173                                    | 1.164.065 | 1.138.524 | 1.167.969 | 1.114.643 | 946.138   | 941.687   | 937.027   | 938.820   | 960.720   | 946.425   | 994.817   | ...       |
|   | 1979-80 | 29 291                                     | 937.137   | 1.109.247 | 1.101.167 | 1.155.516 | 1.163.002 |           |           |           |           |           |           | ...       |
| Inventory owned - Total - Des stocks possédés   | 1983    | 1.677.068                                  | 1.571.972 | 1.458.778 | 1.447.926 | 1.463.496 | 1.473.318 | 1.520.067 | 1.571.926 | 1.583.836 | 1.613.256 | 1.674.277 | 1.740.653 | ...       |
|   | 1984    | 1.636.091                                  | 1.555.104 | 1.482.552 | 1.535.086 | 1.637.181 | 1.679.187 | 1.769.318 | 1.855.845 | 1.951.899 | 1.991.681 | 1.949.229 | 1.960.453 | ...       |
|   | 1985    | 1.827.616                                  | 1.742.652 | 1.684.716 | 1.644.752 | 1.652.171 | 1.718.242 | 1.707.997 | 1.770.615 | 1.832.761 | 1.846.663 | 1.894.838 | 1.982.821 | ...       |
|   | 1986    | 1.889.363                                  | 1.766.118 | 1.672.021 | 1.624.449 | 1.653.673 | 1.712.604 | 1.740.678 | 1.777.018 | 1.832.132 | 1.834.552 | 1.873.804 | 1.887.065 | ...       |
|   | 1979-80 | 29 291                                     | 1.735.165 | 1.648.671 | 1.551.355 | 1.523.004 | 1.572.079 |           |           |           |           |           |           | ...       |
| Raw materials - Matières premières  | 1983    | 822.839                                    | 783.842   | 680.517   | 665.181   | 680.118   | 705.646   | 722.337   | 752.895   | 764.579   | 797.456   | 856.152   | 888.575   | ...       |
|   | 1984    | 800.077                                    | 707.795   | 638.935   | 675.284   | 765.809   | 838.749   | 917.487   | 991.346   | 1.058.632 | 1.077.973 | 1.036.763 | 1.021.090 | ...       |
|   | 1985    | 901.698                                    | 809.554   | 736.799   | 708.260   | 722.749   | 800.358   | 827.573   | 869.037   | 925.598   | 915.716   | 946.683   | 959.048   | ...       |
|   | 1986    | 903.891                                    | 794.425   | 691.351   | 649.549   | 691.728   | 761.450   | 796.607   | 843.915   | 893.873   | 923.956   | 964.613   | 967.821   | ...       |
|   | 1979-80 | 76 214                                     | 837.024   | 763.764   | 682.396   | 677.018   | 706.456   |           |           |           |           |           |           | ...       |
| Cracks in process - Produits en cours   | 1983    | 439.821                                    | 385.969   | 367.785   | 364.154   | 365.484   | 347.268   | 362.196   | 372.433   | 377.255   | 378.483   | 393.113   | 396.049   | ...       |
|   | 1984    | 384.126                                    | 387.082   | 383.709   | 397.037   | 405.935   | 407.886   | 417.034   | 427.006   | 435.249   | 440.569   | 434.707   | 491.273   | ...       |
|   | 1985    | 479.860                                    | 461.939   | 456.875   | 449.424   | 439.902   | 439.784   | 419.545   | 430.862   | 448.477   | 467.894   | 478.654   | 513.860   | ...       |
|   | 1986    | 509.088                                    | 487.627   | 480.993   | 470.018   | 457.030   | 447.506   | 450.544   | 440.683   | 445.233   | 427.176   | 429.610   | 434.903   | ...       |
|   | 1979-80 | 76 201                                     | 431.177   | 411.748   | 402.033   | 390.728   | 406.071   |           |           |           |           |           |           | ...       |
| Finished products - Produits finis  | 1983    | 414.408                                    | 402.161   | 410.476   | 418.591   | 417.894   | 420.404   | 435.534   | 446.598   | 442.002   | 437.317   | 425.012   | 456.029   | ...       |
|   | 1984    | 451.888                                    | 460.727   | 459.908   | 462.765   | 465.437   | 482.557   | 434.797   | 442.493   | 458.018   | 473.139   | 477.759   | 448.090   | ...       |
|   | 1985    | 446.058                                    | 471.159   | 491.042   | 487.068   | 489.520   | 478.100   | 460.879   | 470.716   | 458.686   | 463.053   | 469.501   | 509.913   | ...       |
|   | 1986    | 476.384                                    | 484.066   | 499.677   | 504.882   | 504.915   | 503.648   | 493.527   | 492.420   | 493.076   | 488.420   | 479.581   | 484.341   | ...       |
|   | 1979-80 | 29 291                                     | 466.964   | 473.159   | 466.926   | 455.258   | 459.552   |           |           |           |           |           |           | ...       |
| Steel pipe and tube industry - Industrie des tubes et tuyaux d'acier                      | 1983    | 55.256                                     | 50.566    | 60.562    | 52.683    | 59.034    | 70.262    | 58.478    | 68.321    | 69.089    | 64.250    | 72.593    | 62.754    | 743.848   |
|   | 1984    | 63.664                                     | 68.888    | 76.182    | 69.203    | 84.034    | 72.408    | 89.421    | 92.602    | 76.479    | 92.959    | 82.308    | 64.038    | 932.186   |
|   | 1985    | 84.281                                     | 75.400    | 87.312    | 72.107    | 87.277    | 97.027    | 84.579    | 89.259    | 85.397    | 97.797    | 86.374    | 73.506    | 1.020.316 |
|   | 1986    | 89.812                                     | 82.139    | 79.047    | 66.381    | 71.829    | 75.331    | 76.098    | 71.406    | 72.795    | 74.645    | 66.073    | 68.002    | 893.558   |
|   | 1979-80 | 29 292                                     | 71.921    | 80.735    | 84.778    | 82.522    | 84.613    |           |           |           |           |           |           | ...       |
| Inventory owned - Total - Des stocks possédés   | 1983    | 205.992                                    | 209.955   | 204.400   | 207.019   | 209.402   | 205.120   | 197.673   | 196.859   | 195.573   | 194.608   | 195.719   | 198.400   | ...       |
|   | 1984    | 194.538                                    | 190.563   | 195.770   | 201.226   | 199.745   | 206.690   | 201.653   | 199.035   | 195.085   | 199.715   | 205.784   | 216.473   | ...       |
|   | 1985    | 217.056                                    | 220.898   | 221.905   | 230.900   | 215.708   | 223.830   | 216.967   | 208.885   | 207.449   | 201.654   | 195.455   | 187.194   | ...       |
|   | 1986    | 183.501                                    | 182.716   | 184.349   | 194.677   | 196.205   | 193.469   | 191.431   | 181.110   | 178.835   | 170.241   | 170.759   | 162.693   | ...       |
|   | 1979-80 | 29 292                                     | 163.470   | 166.074   | 163.679   | 171.683   | 173.555   |           |           |           |           |           |           | ...       |
| Raw materials - Matières premières  | 1983    | 73.368                                     | 71.453    | 70.117    | 70.296    | 69.556    | 69.737    | 65.816    | 71.399    | 68.948    | 66.242    | 68.851    | 70.077    | ...       |
|   | 1984    | 62.450                                     | 62.743    | 64.666    | 57.347    | 59.094    | 59.125    | 70.264    | 63.728    | 63.659    | 68.095    | 73.065    | 78.434    | ...       |
|   | 1985    | 75.570                                     | 75.744    | 71.674    | 71.452    | 68.655    | 66.536    | 67.413    | 65.189    | 68.528    | 67.758    | 66.738    | 65.811    | ...       |
|   | 1986    | 63.955                                     | 63.585    | 64.373    | 64.395    | 68.565    | 62.698    | 64.270    | 61.861    | 60.261    | 58.224    | 55.475    | 51.705    | ...       |
|   | 1979-80 | 29 292                                     | 52.913    | 52.943    | 53.402    | 54.384    | 54.944    |           |           |           |           |           |           | ...       |
| Orders in process - Produits en cours   | 1983    | 23.456                                     | 22.125    | 22.318    | 21.791    | 22.197    | 21.160    | 23.273    | 23.521    | 27.127    | 29.822    | 27.099    | 29.577    | ...       |
|   | 1984    | 29.797                                     | 29.102    | 27.980    | 30.753    | 30.802    | 30.847    | 30.454    | 30.595    | 27.291    | 29.628    | 29.678    | 30.778    | ...       |
|   | 1985    | 31.834                                     | 29.723    | 28.641    | 25.508    | 26.616    | 25.307    | 26.113    | 29.931    | 27.524    | 28.619    | 29.319    | 2         |           |

TABLE 6. Estimated Value of Shipments, Orders and Inventories in Selected Individual Industries

TABLEAU 6. Valeur estimative des livraisons, commandes et stocks de certaines industries particulières

| SIC 1980  | CAE 1980 | Month - Mois                               |           |           |           |           |           |           |           |           |           |           |           | Total     |           |
|---|----------|--|-----------|-----------|-----------|-----------|-----------|-----------|-----------|-----------|-----------|-----------|-----------|-----------|-----------|
|   |          | Jan  | Feb       | March     | April     | May       | June      | July      | Aug       | Sept      | Oct       | Nov       | Dec       |           |           |
|   |          | Janv.                                      | Fev.      | Mars      | Avril     | Mai       | Jun       | Juill.    | Août      | Sept.     | Oct.      | Nov.      | Déc.      |           |           |
|   |          | Thousands of dollars - milliers de dollars |           |           |           |           |           |           |           |           |           |           |           |           |           |
| Finished products - Produits finis  |          | 1983                                       | 109,168   | 116,377   | 111,965   | 114,932   | 117,649   | 114,223   | 108,584   | 101,939   | 99,498    | 98,544    | 99,769    | 98,746    |           |
|   |          | 1984                                       | 102,291   | 98,718    | 103,174   | 113,126   | 109,849   | 116,718   | 100,935   | 104,712   | 104,135   | 101,592   | 105,041   | 107,311   |           |
|   |          | 1985                                       | 109,652   | 115,431   | 121,590   | 133,940   | 120,437   | 131,987   | 123,441   | 113,765   | 111,397   | 105,277   | 99,398    | 96,845    |           |
|   |          | 1986                                       | 92,897    | 94,616    | 96,838    | 108,964   | 107,570   | 108,676   | 106,691   | 98,692    | 99,037    | 92,314    | 93,000    | 90,562    |           |
| D 317663  | 29 297   | 1987                                       | 88,862    | 91,407    | 89,016    | 93,487    | 97,028    |           |           |           |           |           |           |           |           |
| Iron foundries - Fonderies de fer   |          | 1983                                       | 36,570    | 42,320    | 50,110    | 50,830    | 54,411    | 58,857    | 40,496    | 44,142    | 59,125    | 53,041    | 56,749    | 45,117    | 591,768   |
| Shipments - Livraisons  |          | 1984                                       | 55,303    | 60,301    | 70,183    | 60,371    | 65,500    | 69,814    | 52,306    | 66,132    | 67,799    | 66,546    | 68,133    | 52,948    | 755,286   |
|   |          | 1985                                       | 60,401    | 62,137    | 65,383    | 65,642    | 69,864    | 63,643    | 57,384    | 61,500    | 66,573    | 66,727    | 66,727    | 50,819    | 756,605   |
|   |          | 1986                                       | 60,575    | 61,754    | 67,859    | 71,607    | 71,958    | 70,184    | 63,373    | 65,285    | 73,634    | 79,838    | 73,153    | 57,557    | 816,777   |
| D 315534  | 29 294   | 1987                                       | 72,214    | 72,935    | 75,430    | 77,874    | 75,797    |           |           |           |           |           |           |           |           |
| Unfilled orders - Commandes en carnet   |          | 1983                                       | 31,939    | 32,752    | 38,659    | 36,350    | 33,872    | 34,614    | 36,528    | 32,365    | 29,846    | 28,394    | 29,544    | 29,590    |           |
|   |          | 1984                                       | 52,501    | 57,726    | 56,690    | 53,260    | 48,017    | 49,304    | 45,497    | 47,068    | 37,879    | 35,457    | 34,813    | 31,634    |           |
|   |          | 1985                                       | 36,492    | 37,696    | 34,085    | 44,108    | 41,439    | 38,628    | 36,923    | 37,325    | 37,819    | 35,403    | 26,767    | 29,456    |           |
|   |          | 1986                                       | 42,168    | 39,902    | 42,957    | 42,905    | 41,190    | 39,550    | 39,152    | 41,226    | 43,080    | 39,872    | 38,799    | 43,963    |           |
| D 316244  | 29 294   | 1987                                       | 45,340    | 45,440    | 42,357    | 43,711    | 41,401    |           |           |           |           |           |           |           |           |
| Inventory owned - Total - Des stocks possédés   |          | 1983                                       | 95,144    | 97,542    | 93,976    | 91,563    | 87,281    | 85,487    | 81,227    | 82,396    | 81,378    | 80,091    | 80,042    | 78,478    |           |
|   |          | 1984                                       | 74,955    | 76,248    | 78,170    | 78,556    | 76,601    | 74,223    | 75,353    | 76,929    | 77,851    | 75,909    | 75,165    | 77,671    |           |
|   |          | 1985                                       | 82,353    | 84,271    | 87,885    | 84,730    | 84,181    | 88,571    | 83,023    | 84,539    | 83,870    | 91,101    | 92,083    | 91,389    |           |
|   |          | 1986                                       | 92,950    | 98,380    | 99,262    | 96,747    | 97,851    | 97,307    | 92,352    | 89,254    | 88,133    | 91,674    | 96,449    | 98,395    |           |
| D 318019  | 29 294   | 1987                                       | 96,187    | 101,507   | 108,089   | 105,965   | 100,697   |           |           |           |           |           |           |           |           |
| <b>FABRICATED METAL PRODUCTS INDUSTRIES (except machinery and transportation equipment industries) - INDUSTRIES DE LA FABRICATION DES PRODUITS MÉTALLIQUES (sauf les industries de la machinerie et du matériel de transport)</b> |          |  |           |           |           |           |           |           |           |           |           |           |           |           |           |
| Power boiler and heat exchanger industry - Industries des chaudières à pression et échangeurs de chaleur  |          | 1983                                       | 38,851    | 45,937    | 62,606    | 43,612    | 37,200    | 42,985    | 37,141    | 42,452    | 38,377    | 42,730    | 42,747    | 44,686    | 519,319   |
| Shipments - Livraisons  |          | 1984                                       | 36,513    | 27,345    | 33,156    | 23,497    | 25,786    | 29,582    | 34,134    | 34,063    | 38,182    | 33,066    | 40,966    | 43,467    | 399,752   |
|   |          | 1985                                       | 22,863    | 31,776    | 39,507    | 31,107    | 33,447    | 39,006    | 29,380    | 37,145    | 47,825    | 44,692    | 43,956    | 54,448    | 455,152   |
|   |          | 1986                                       | 29,678    | 33,842    | 47,290    | 35,502    | 34,539    | 39,155    | 38,156    | 30,793    | 46,363    | 51,741    | 39,651    | 60,162    | 481,872   |
| D 315542  | 30 301   | 1987                                       | 40,651    | 39,197    | 57,188    | 40,579    | 49,911    |           |           |           |           |           |           |           |           |
| New orders - Nouvelles commandes  |          | 1983                                       | 86,166    | 32,915    | 149,812   | 28,206    | 25,854    | 18,006    | 39,177    | 38,966    | 1,899     | 55,690    | 10,709    | 7,376     |           |
|   |          | 1984                                       | 90,435    | 50,248    | 48,942    | 30,017    | 33,910    | 41,742    | 34,781    | 60,803    | 26,458    | 23,684    | 30,652    | 44,001    |           |
|   |          | 1985                                       | 11,277    | 15,890    | 25,730    | 2,873     | 18,670    | 31,090    | 44,630    | 78,103    | 1,905     | 90,258    | 31,229    | 48,506    |           |
|   |          | 1986                                       | 32,224    | 237,514   | 33,355    | 27,094    | 149,077   | 39,621    | 77,668    | 2,817     | 40,951    | 62,006    | 17,612    | 84,752    |           |
| D 315897  | 30 301   | 1987                                       | x         | 98,220    | 79,771    | 24,642    | 45,603    |           |           |           |           |           |           |           |           |
| Unfilled orders - Commandes en carnet   |          | 1983                                       | 866,616   | 853,599   | 940,805   | 868,987   | 857,641   | 796,650   | 798,686   | 795,200   | 758,722   | 771,682   | 739,644   | 702,334   |           |
|   |          | 1984                                       | 756,256   | 779,159   | 794,945   | 801,465   | 809,589   | 821,749   | 822,396   | 849,136   | 837,412   | 1,078,030 | 1,067,716 | 1,068,245 |           |
|   |          | 1985                                       | 1,056,669 | 1,040,773 | 1,026,996 | 998,762   | 983,985   | 976,069   | 991,319   | 1,032,277 | 948,072   | 993,638   | 982,911   | 976,969   |           |
|   |          | 1986                                       | 979,515   | 1,183,187 | 1,174,252 | 1,165,844 | 1,280,382 | 1,280,848 | 1,320,360 | 1,292,384 | 1,286,972 | 1,297,237 | 1,274,598 | 1,299,188 |           |
| D 316252  | 13 301   | 1987                                       | 1,245,354 | 1,304,377 | 1,326,960 | 1,311,023 | 1,306,715 |           |           |           |           |           |           |           |           |
| Inventory held - Total - Des stocks détenus   |          | 1983                                       | 115,226   | 114,683   | 104,883   | 98,128    | 100,757   | 105,835   | 106,516   | 106,512   | 104,770   | 104,094   | 101,323   | 94,855    |           |
|   |          | 1984                                       | 96,596    | 99,002    | 107,544   | 93,972    | 96,217    | 94,991    | 89,125    | 89,994    | 89,132    | 88,571    | 92,087    | 85,666    |           |
|   |          | 1985                                       | 90,145    | 92,331    | 85,553    | 88,237    | 91,355    | 87,604    | 89,361    | 86,333    | 89,397    | 94,100    | 92,260    | 89,384    |           |
|   |          | 1986                                       | 91,756    | 94,704    | 100,077   | 98,547    | 91,042    | 90,607    | 94,004    | 93,630    | 92,714    | 84,178    | 83,942    | 85,025    |           |
| D 316607  | 30 301   | 1987                                       | 99,283    | 87,692    | 96,495    | 97,377    | 104,450   |           |           |           |           |           |           |           |           |
| Fabricated structural metal products industries - Industries de la fabrication d'éléments de charpentes métalliques   |          | 1983                                       | 105,030   | 107,313   | 124,291   | 117,758   | 120,801   | 137,002   | 118,127   | 129,059   | 134,430   | 126,407   | 133,169   | 147,913   | 1,496,300 |
| Shipments (1) - Livraisons (1)  |          | 1984                                       | 109,982   | 109,032   | 114,293   | 114,666   | 123,032   | 132,338   | 117,061   | 142,064   | 130,967   | 150,454   | 144,676   | 138,855   | 1,527,620 |
|   |          | 1985                                       | 124,156   | 118,631   | 131,685   | 136,364   | 147,305   | 151,566   | 139,108   | 148,343   | 162,863   | 161,511   | 166,689   | 148,983   | 1,737,204 |
|   |          | 1986                                       | 124,482   | 119,801   | 135,759   | 135,979   | 140,903   | 157,622   | 157,717   | 153,802   | 169,197   | 172,163   | 157,706   | 162,748   | 1,782,879 |
| D 315543  | 30 302   | 1987                                       | 139,652   | 145,163   | 139,582   | 151,503   | 167,651   |           |           |           |           |           |           |           |           |
| New orders - Nouvelles commandes  |          | 1983                                       | 120,416   | 129,125   | 97,301    | 112,662   | 138,971   | 76,062    | 108,114   | 144,403   | 110,977   | 134,683   | 113,268   | 66,957    |           |
|   |          | 1984                                       | 103,654   | 103,982   | 134,744   | 117,534   | 134,786   | 108,295   | 148,854   | 160,626   | 88,860    | 142,164   | 141,104   | 47,058    |           |
|   |          | 1985                                       | 116,750   | 134,729   | 126,768   | 147,457   | 149,416   | 186,233   | 139,944   | 150,392   | 119,630   | 158,283   | 140,253   | 144,284   |           |
|   |          | 1986                                       | 116,997   | 151,115   | 146,664   | 152,959   | 169,725   | 169,450   | 197,170   | 256,598   | 158,049   | 177,500   | 135,459   | 137,550   |           |
| D 315898  | 30 302   | 1987                                       | 147,173   | 168,112   | 143,224   | 165,345   | 156,299   |           |           |           |           |           |           |           |           |
| Unfilled orders - Commandes en carnet   |          | 1983                                       | 681,225   | 703,037   | 676,047   | 670,951   | 689,121   | 628,181   | 618,168   | 633,512   | 610,059   | 618,335   | 598,434   | 522,478   |           |
|   |          | 1984                                       | 516,150   | 511,100   | 531,551   | 534,419   | 546,173   | 522,130   | 553,923   | 577,485   | 530,378   | 522,088   | 518,316   | 476,519   |           |
|   |          | 1985                                       | 419,113   | 435,211   | 430,794   | 441,387   | 443,498   | 478,165   | 479,001   | 481,050   | 437,817   | 434,589   | 408,153   | 403,454   |           |
|   |          | 1986                                       | 395,969   | 427,283   | 438,188   | 455,168   | 483,990   | 500,818   | 540,271   | 643,067   | 671,919   | 637,756   | 615,009   | 589,823   |           |
| D 316253  | 30 302   | 1987                                       | 597,344   | 620,293   | 623,935   | 637,777   | 626,425   |           |           |           |           |           |           |           |           |
| Inventory owned - Total - Des stocks possédés   |          | 1983                                       | 327,666   | 339,965   | 334,183   | 328,638   | 318,370   | 299,568   | 270,741   | 278,791   | 270,429   | 252,944   | 245,501   | 237,028   |           |
|   |          | 1984                                       | 231,309   | 231,445   | 223,288   | 216,775   | 233,568   | 236,007   | 235,407   | 235,502   | 238,084   | 257,318   | 245,759   | 200,292   |           |
|   |          | 1985                                       | 236,150   | 257,935   | 256,770   | 251,624   | 246,960   | 250,970   | 264,829   | 256,175   | 264,880   | 328,828   | 269,623   | 274,423   |           |
|   |          | 1986                                       | 277,345   | 273,727   | 256,632   | 272,091   | 260,628   | 241,810   | 242,139   | 255,871   | 275,947   | 267,720   | 263,297   | 244,106   |           |
| D 318028  | 30 302   | 1987                                       | 242,257   | 259,867   | 267,160   | 259,700   | 256,208   |           |           |           |           |           |           |           |           |
| Inventory held - Total - Des stocks détenus   |          | 1983                                       | 591,902   | 625,830   | 620,210   | 639,856   | 659,865   | 632,674   | 646,151   | 681,296   | 684,859   | 670,290   | 608,125   | 455,711   |           |
|   |          | 1984                                       | 451,516   | 435,862   | 428,052   | 437,644   | 461,006   | 459,392   | 468,219   | 463,634   | 456,642   | 493,950   | 463,106   | 409,881   |           |
|   |          | 1985                                       | 438,484   | 465,421   | 458,762   | 481,401   | 479,812   | 497,182   | 507,685   | 511,979   | 515,694   | 517,119   | 445,601   | 424,830   |           |
|   |          | 1986                                       | 457,176   | 457,941   | 448,509   | 483,556   | 473,513   | 437,651   | 441,787   | 445,996   | 456,886   | 458,058   | 455,081   | 435,888   |           |
| D 316608  | 30 302   | 1987                                       | 441,382   | 463,592   | 475,492   | 479,469   | 484,817   |           |           |           |           |           |           |           |           |

See footnotes (a) at end of statistical tables. Voir notes (a) à la fin des tableaux statistiques.



TABLE 6. Estimated Value of Shipments, Orders and Inventories in Selected Individual Industries

TABLEAU 6. Valeur estimative des livraisons, commandes et stocks de certaines industries particulières

| CIC 1980<br>CAE 1980  |        | Month - Mois |         |         |         |         |         |         |         |         |         |         |         | Total     |
|---|--------|--------------|---------|---------|---------|---------|---------|---------|---------|---------|---------|---------|---------|-----------|
|   |        | Jan          | Feb     | March   | April   | May     | June    | July    | Aug     | Sept    | Oct     | Nov     | Dec     |           |
|   |        | Janv         | Fév     | Mars    | Avril   | Mai     | Jun     | Juill   | Août    | Sept    | Oct     | Nov     | Dec     |           |
| thousands of dollars - milliers de dollars  |        |              |         |         |         |         |         |         |         |         |         |         |         |           |
| Stamped, pressed and coated metal products<br>Ind. de l'emboutissage, du matricage<br>et du revêtement de produits en métal | 1983   | 193,574      | 215,350 | 352,834 | 252,105 | 243,074 | 288,431 | 253,897 | 301,363 | 337,436 | 325,958 | 337,411 | 279,639 | 3,381,072 |
|   | 1984   | 247,369      | 270,582 | 407,975 | 282,442 | 303,657 | 333,211 | 367,838 | 367,359 | 367,662 | 342,779 | 310,628 | 326,942 | 3,928,444 |
|   | 1985   | 295,780      | 276,822 | 378,598 | 347,941 | 381,023 | 365,338 | 377,533 | 453,524 | 440,841 | 459,212 | 377,867 | 352,687 | 4,507,167 |
| Shipments - Livraisons  | 1986   | 324,063      | 355,226 | 346,481 | 382,396 | 420,303 | 428,265 | 417,071 | 396,408 | 440,248 | 395,129 | 390,173 | 358,654 | 4,654,416 |
| D 315552  | 30 304 | 1987         | 368,937 | 361,533 | 429,200 | 441,611 | 461,143 |         |         |         |         |         |         |           |
| New orders - Nouvelles commandes  | 1983   | 193,949      | 221,420 | 359,027 | 275,542 | 242,662 | 292,091 | 257,716 | 296,964 | 320,950 | 319,929 | 340,169 | 267,160 | ...       |
|   | 1984   | 254,153      | 280,032 | 410,174 | 290,702 | 321,820 | 337,025 | 366,575 | 369,372 | 364,515 | 343,524 | 297,369 | 301,681 | ...       |
|   | 1985   | 291,988      | 293,520 | 388,284 | 360,260 | 381,064 | 365,809 | 385,033 | 461,794 | 446,419 | 431,815 | 365,558 | 343,533 | ...       |
|   | 1986   | 333,764      | 367,505 | 356,431 | 401,768 | 433,455 | 428,710 | 413,471 | 403,173 | 428,678 | 392,117 | 372,911 | 353,191 | ...       |
| D 315907  | 30 304 | 1987         | 378,736 | 368,641 | 429,275 | 445,953 | 471,251 |         |         |         |         |         |         | ...       |
| Unfilled orders - Commandes en carnet   | 1983   | 104,359      | 110,429 | 116,622 | 140,059 | 139,647 | 143,307 | 147,126 | 142,727 | 126,241 | 120,212 | 122,970 | 110,491 | ...       |
|   | 1984   | 117,275      | 126,725 | 128,874 | 137,134 | 155,297 | 159,111 | 157,848 | 159,861 | 156,714 | 157,459 | 144,200 | 118,939 | ...       |
|   | 1985   | 121,147      | 137,845 | 147,531 | 159,850 | 159,891 | 160,367 | 167,862 | 176,132 | 181,710 | 154,313 | 142,004 | 132,850 | ...       |
|   | 1986   | 142,051      | 154,330 | 164,280 | 183,652 | 196,802 | 197,247 | 193,647 | 200,412 | 188,842 | 185,830 | 168,568 | 163,105 | ...       |
| D 316262  | 30 304 | 1987         | 172,904 | 180,012 | 180,087 | 184,429 | 194,537 |         |         |         |         |         |         | ...       |
| Inventory owned - Total - Des stocks possédés   | 1983   | 464,723      | 468,774 | 478,330 | 493,752 | 493,675 | 503,749 | 500,619 | 491,594 | 483,094 | 461,385 | 459,515 | 463,203 | ...       |
|   | 1984   | 484,244      | 492,050 | 509,260 | 533,606 | 533,567 | 520,946 | 511,475 | 485,981 | 473,066 | 468,441 | 465,377 | 447,689 | ...       |
|   | 1985   | 462,586      | 505,670 | 508,609 | 540,877 | 536,399 | 532,649 | 541,413 | 516,742 | 516,831 | 493,302 | 484,157 | 489,836 | ...       |
|   | 1986   | 527,187      | 545,287 | 564,165 | 592,404 | 587,644 | 575,732 | 577,304 | 570,661 | 560,108 | 564,666 | 552,517 | 554,653 | ...       |
| D 318037  | 30 304 | 1987         | 598,279 | 597,628 | 602,137 | 634,577 | 614,890 |         |         |         |         |         |         | ...       |
| Raw materials - Matières premières  | 1983   | 229,479      | 217,291 | 229,215 | 242,335 | 244,931 | 241,921 | 243,402 | 243,800 | 238,260 | 231,755 | 228,394 | 227,715 | ...       |
|   | 1984   | 230,867      | 230,123 | 243,437 | 267,668 | 264,685 | 269,808 | 266,733 | 258,302 | 254,697 | 259,935 | 254,812 | 237,873 | ...       |
|   | 1985   | 243,073      | 270,454 | 273,398 | 291,460 | 274,957 | 272,514 | 286,301 | 282,783 | 284,886 | 263,540 | 257,571 | 257,065 | ...       |
|   | 1986   | 273,078      | 277,594 | 292,056 | 309,280 | 305,865 | 311,145 | 315,575 | 304,973 | 291,586 | 296,000 | 286,391 | 286,761 | ...       |
| D 316972  | 30 304 | 1987         | 323,390 | 310,309 | 315,220 | 336,552 | 321,887 |         |         |         |         |         |         | ...       |
| Goods in process - Produits en cours  | 1983   | 91,560       | 98,049  | 98,971  | 99,016  | 96,789  | 98,691  | 96,425  | 84,440  | 79,581  | 77,554  | 81,833  | 83,993  | ...       |
|   | 1984   | 107,026      | 106,115 | 105,847 | 106,024 | 103,590 | 92,934  | 89,561  | 81,091  | 78,398  | 75,850  | 75,301  | 76,723  | ...       |
|   | 1985   | 86,596       | 89,794  | 92,968  | 98,239  | 103,727 | 104,458 | 102,238 | 91,160  | 88,842  | 86,884  | 82,347  | 90,973  | ...       |
|   | 1986   | 101,349      | 110,133 | 114,806 | 122,458 | 114,741 | 100,721 | 100,889 | 103,505 | 104,658 | 110,399 | 109,586 | 112,980 | ...       |
| D 317377  | 30 304 | 1987         | 114,106 | 125,472 | 125,557 | 132,803 | 125,561 |         |         |         |         |         |         | ...       |
| Finished products - Produits finis  | 1983   | 143,684      | 153,434 | 150,144 | 152,401 | 151,955 | 163,137 | 160,792 | 163,354 | 165,253 | 152,076 | 149,288 | 151,495 | ...       |
|   | 1984   | 146,351      | 155,812 | 159,976 | 159,914 | 165,292 | 158,204 | 155,181 | 146,588 | 139,971 | 132,656 | 135,864 | 128,093 | ...       |
|   | 1985   | 132,917      | 145,422 | 142,243 | 151,178 | 157,715 | 155,677 | 152,874 | 142,299 | 143,103 | 142,878 | 144,244 | 146,798 | ...       |
|   | 1986   | 152,760      | 157,560 | 157,303 | 160,666 | 167,038 | 163,866 | 160,840 | 162,183 | 163,864 | 158,267 | 156,540 | 154,912 | ...       |
| D 317687  | 30 304 | 1987         | 160,783 | 161,847 | 161,360 | 165,222 | 167,442 |         |         |         |         |         |         | ...       |
| Wire and wire products industries -<br>Industries du fil métallique et de<br>ses produits                                   | 1983   | 95,150       | 98,691  | 123,271 | 107,628 | 115,732 | 125,401 | 96,121  | 114,547 | 126,318 | 118,555 | 118,777 | 96,087  | 1,336,278 |
|   | 1984   | 116,090      | 120,613 | 140,065 | 128,123 | 113,279 | 140,330 | 111,143 | 118,168 | 123,030 | 126,736 | 127,735 | 99,289  | 1,464,641 |
|   | 1985   | 122,196      | 126,307 | 134,488 | 132,859 | 147,123 | 137,831 | 118,642 | 126,011 | 136,237 | 140,993 | 130,985 | 116,182 | 1,569,854 |
| Shipments - Livraisons  | 1986   | 137,240      | 140,359 | 149,428 | 154,477 | 156,838 | 149,971 | 132,552 | 129,277 | 146,375 | 152,509 | 137,569 | 122,875 | 1,709,470 |
| D 315556  | 30 305 | 1987         | 136,298 | 140,563 | 156,061 | 152,956 | 149,764 |         |         |         |         |         |         | ...       |
| New orders - Nouvelles commandes  | 1983   | 116,729      | 114,943 | 163,242 | 81,265  | 131,650 | 138,679 | 64,176  | 109,878 | 148,756 | 113,407 | 117,363 | 67,629  | ...       |
|   | 1984   | 143,091      | 136,422 | 170,586 | 104,656 | 119,517 | 148,967 | 80,425  | 117,004 | 138,021 | 136,312 | 101,642 | 81,325  | ...       |
|   | 1985   | 147,746      | 139,355 | 134,515 | 125,855 | 153,031 | 131,026 | 117,418 | 114,536 | 147,259 | 144,183 | 113,989 | 107,069 | ...       |
|   | 1986   | 157,716      | 139,047 | 162,155 | 153,060 | 165,186 | 146,546 | 108,427 | 118,444 | 156,105 | 135,953 | 144,938 | 124,593 | ...       |
| D 315911  | 30 305 | 1987         | 140,604 | 135,844 | 185,790 | 149,735 | 130,036 |         |         |         |         |         |         | ...       |
| Unfilled orders - Commandes en carnet   | 1983   | 116,968      | 133,220 | 173,191 | 146,828 | 162,746 | 176,024 | 144,079 | 139,410 | 161,848 | 156,700 | 155,286 | 126,828 | ...       |
|   | 1984   | 153,829      | 169,638 | 200,159 | 176,652 | 182,890 | 191,577 | 160,809 | 159,645 | 174,636 | 184,212 | 158,119 | 140,155 | ...       |
|   | 1985   | 165,705      | 178,753 | 178,780 | 171,776 | 177,684 | 170,879 | 169,655 | 158,180 | 169,202 | 172,392 | 155,396 | 146,283 | ...       |
|   | 1986   | 166,759      | 165,447 | 178,174 | 176,757 | 185,105 | 181,680 | 157,555 | 146,722 | 156,452 | 139,896 | 147,265 | 148,983 | ...       |
| D 316266  | 30 305 | 1987         | 153,289 | 148,570 | 178,299 | 175,078 | 155,350 |         |         |         |         |         |         | ...       |
| Inventory owned - Total - Des stocks possédés   | 1983   | 330,909      | 325,676 | 321,563 | 315,274 | 310,230 | 313,962 | 303,405 | 300,329 | 294,384 | 297,827 | 309,987 | 323,700 | ...       |
|   | 1984   | 311,144      | 319,533 | 344,606 | 329,725 | 341,328 | 336,998 | 326,580 | 329,413 | 326,853 | 333,610 | 338,762 | 339,721 | ...       |
|   | 1985   | 335,087      | 332,723 | 339,271 | 332,086 | 323,691 | 316,798 | 326,371 | 318,334 | 318,599 | 313,095 | 316,069 | 327,100 | ...       |
|   | 1986   | 331,185      | 327,069 | 317,027 | 329,379 | 311,912 | 320,594 | 321,109 | 321,285 | 325,455 | 327,051 | 319,694 | 316,634 | ...       |
| D 318041  | 30 305 | 1987         | 336,573 | 325,057 | 317,718 | 314,892 | 317,719 |         |         |         |         |         |         | ...       |
| Raw materials - Matières premières  | 1983   | 146,395      | 142,118 | 146,567 | 139,918 | 141,368 | 149,158 | 151,481 | 147,145 | 142,622 | 144,979 | 142,511 | 150,030 | ...       |
|   | 1984   | 142,203      | 146,237 | 160,389 | 157,301 | 168,884 | 168,189 | 166,649 | 165,111 | 167,219 | 171,020 | 174,752 | 173,741 | ...       |
|   | 1985   | 164,254      | 157,327 | 164,137 | 157,872 | 156,097 | 149,090 | 160,111 | 161,364 | 158,474 | 155,225 | 153,203 | 162,364 | ...       |
|   | 1986   | 159,333      | 149,939 | 143,123 | 155,185 | 148,116 | 152,208 | 164,552 | 169,204 | 170,949 | 169,515 | 159,939 | 155,636 | ...       |
| D 316976  | 30 305 | 1987         | 158,168 | 156,294 | 147,095 | 144,720 | 144,038 |         |         |         |         |         |         | ...       |
| Goods in process - Produits en cours  | 1983   | 30,241       | 27,957  | 27,225  | 28,497  | 26,556  | 26,507  | 24,830  | 25,894  | 25,988  | 27,514  | 27,419  | 31,325  | ...       |
|   | 1984   | 26,806       | 26,872  | 27,200  | 26,774  | 26,789  | 27,278  | 26,274  | 28,634  | 27,673  | 27,900  | 28,848  | 29,060  | ...       |
|   | 1985   | 29,174       | 29,476  | 31,220  | 30,613  | 33,068  | 32,234  | 38,527  | 31,728  | 32,870  | 32,645  | 31,549  | 31,380  | ...       |
|   | 1986   | 33,302       | 32,802  | 33,941  | 32,308  | 30,904  | 33,046  | 32,462  | 33,341  | 33,235  | 32,020  | 32,139  | 31,540  | ...       |
| D 317331  | 30 305 | 1987         | 31,252  | 29,317  | 29,220  | 28,932  | 29,956  |         |         |         |         |         |         | ...       |
| Finished products - Produits finis  | 1983   | 154,273      | 155,601 | 147,671 | 146,809 | 142,306 | 138,297 | 127,094 | 127,290 | 125,774 | 125,334 | 140,057 | 142,345 | ...       |
|   | 1984   | 142,135      | 146,424 | 157,017 | 145,650 | 145,655 | 141,531 | 133,657 | 135,668 | 131,961 | 134,690 | 135,162 | 136,9   |           |

TABLE 6. Estimated Value of Shipments, Orders and Inventories in Selected Individual Industries

TABLEAU 6. Valeur estimative des livraisons, commandes et stocks de certaines industries particulières

| SIC 1980<br>CAF 1980  | Month - Mois                               |              |               |                |            |              |               |              |         |         |         |         | Total   |           |
|---|--|--------------|---------------|----------------|------------|--------------|---------------|--------------|---------|---------|---------|---------|---------|-----------|
|   | Jan.<br>Janv.                              | Feb.<br>Fev. | March<br>Mars | April<br>Avril | May<br>Mai | June<br>Juin | July<br>Juil. | Aug.<br>Août | Sept.   | Oct.    | Nov.    | Dec.    |         |           |
|   | thousands of dollars - milliers de dollars |              |               |                |            |              |               |              |         |         |         |         |         |           |
| Hardware, tool and cutlery industries - Industries des articles de quincaillerie, d'outillage et de coutellerie | 1983                                       | 69,188       | 73,961        | 79,639         | 75,908     | 82,916       | 83,061        | 78,400       | 76,518  | 83,091  | 85,792  | 89,808  | 81,337  | 959,619   |
|   | 1984                                       | 84,142       | 87,090        | 95,311         | 88,617     | 95,722       | 96,110        | 86,787       | 88,726  | 91,585  | 100,090 | 95,606  | 90,504  | 1,100,290 |
|   | 1985                                       | 88,834       | 95,098        | 103,566        | 103,143    | 100,242      | 99,936        | 94,621       | 101,875 | 104,962 | 113,315 | 107,606 | 100,802 | 1,214,000 |
| Shipments - Livraisons  | 1986                                       | 105,297      | 109,114       | 113,167        | 116,198    | 111,756      | 107,385       | 104,607      | 104,429 | 113,503 | 116,876 | 117,610 | 110,448 | 1,330,390 |
| D 315561 30 306   | 1987                                       | 109,219      | 121,832       | 120,439        | 116,927    | 120,082      |               |              |         |         |         |         |         |           |
| New orders - Nouvelles commandes  | 1983                                       | 81,222       | 72,918        | 73,958         | 86,059     | 83,530       | 69,616        | 77,659       | 80,493  | 77,054  | 94,595  | 90,746  | 82,306  |           |
|   | 1984                                       | 87,722       | 80,323        | 95,190         | 95,100     | 99,739       | 97,809        | 87,421       | 80,648  | 94,746  | 104,801 | 89,843  | 86,102  |           |
|   | 1985                                       | 96,695       | 92,980        | 120,415        | 93,676     | 99,900       | 103,596       | 91,944       | 108,440 | 110,200 | 121,343 | 108,000 | 101,973 |           |
| D 315916 30 306   | 1986                                       | 105,550      | 127,403       | 110,904        | 113,380    | 104,749      | 100,129       | 104,243      | 107,782 | 114,727 | 130,928 | 118,301 | 114,692 |           |
|   | 1987                                       | 107,553      | 120,956       | 124,144        | 122,998    | 111,344      |               |              |         |         |         |         |         |           |
| Unfilled orders - Commandes en carnet   | 1983                                       | 123,791      | 122,748       | 117,067        | 127,218    | 127,832      | 114,487       | 113,646      | 117,671 | 111,584 | 120,387 | 121,325 | 122,294 |           |
|   | 1984                                       | 125,474      | 118,657       | 118,536        | 125,019    | 129,036      | 130,735       | 131,369      | 123,291 | 126,452 | 131,163 | 125,400 | 120,998 |           |
|   | 1985                                       | 128,859      | 126,741       | 143,590        | 134,123    | 133,781      | 137,441       | 134,764      | 141,329 | 146,567 | 154,595 | 154,989 | 156,160 |           |
| D 316271 30 306   | 1986                                       | 156,413      | 174,702       | 172,439        | 169,621    | 162,614      | 155,358       | 154,994      | 157,847 | 159,071 | 173,123 | 173,814 | 178,058 |           |
|   | 1987                                       | 176,392      | 175,516       | 179,221        | 185,292    | 176,554      |               |              |         |         |         |         |         |           |
| Inventory owned - Total - Des stocks possédés   | 1983                                       | 229,015      | 226,450       | 224,732        | 210,910    | 211,432      | 219,485       | 218,374      | 220,324 | 209,196 | 206,050 | 206,473 | 206,135 |           |
|   | 1984                                       | 212,676      | 211,938       | 212,308        | 214,427    | 220,802      | 225,514       | 219,245      | 218,399 | 222,971 | 222,772 | 227,662 | 229,466 |           |
|   | 1985                                       | 223,461      | 221,889       | 221,114        | 222,716    | 222,346      | 224,070       | 223,733      | 228,439 | 227,824 | 231,499 | 234,452 | 235,668 |           |
| D 318046 30 306   | 1986                                       | 234,702      | 240,001       | 238,441        | 238,284    | 239,569      | 250,769       | 247,964      | 248,640 | 247,847 | 249,450 | 243,780 | 241,898 |           |
|   | 1987                                       | 247,623      | 247,474       | 247,421        | 248,685    | 247,577      |               |              |         |         |         |         |         |           |
| Raw materials - Matières premières  | 1983                                       | 85,411       | 82,542        | 79,342         | 75,857     | 79,792       | 80,448        | 78,798       | 77,085  | 75,220  | 74,166  | 74,046  | 72,532  |           |
|   | 1984                                       | 74,311       | 72,176        | 72,716         | 73,213     | 77,838       | 78,461        | 76,022       | 79,088  | 76,129  | 81,757  | 83,819  | 84,553  |           |
|   | 1985                                       | 82,997       | 82,020        | 82,668         | 83,589     | 83,915       | 84,530        | 83,516       | 86,419  | 85,792  | 88,520  | 86,226  | 86,096  |           |
| D 316981 30 306   | 1986                                       | 84,081       | 87,579        | 87,869         | 89,051     | 88,382       | 91,444        | 91,008       | 94,927  | 90,846  | 86,706  | 85,897  | 86,541  |           |
|   | 1987                                       | 94,137       | 95,508        | 96,607         | 96,853     | 100,770      |               |              |         |         |         |         |         |           |
| Goods in process - Produits en cours  | 1983                                       | 81,443       | 79,184        | 81,781         | 79,098     | 74,008       | 77,611        | 82,983       | 87,207  | 77,487  | 75,943  | 78,268  | 80,111  |           |
|   | 1984                                       | 81,008       | 82,247        | 81,803         | 82,522     | 82,141       | 86,863        | 84,016       | 79,747  | 85,788  | 83,389  | 86,214  | 87,368  |           |
|   | 1985                                       | 86,866       | 84,829        | 83,440         | 84,048     | 80,089       | 80,411        | 83,936       | 85,176  | 84,748  | 88,857  | 93,108  | 92,584  |           |
| D 317336 30 306   | 1986                                       | 93,051       | 96,421        | 92,652         | 92,211     | 91,871       | 98,759        | 98,937       | 98,262  | 100,724 | 105,446 | 100,001 | 98,407  |           |
|   | 1987                                       | 99,831       | 95,993        | 92,617         | 91,881     | 86,651       |               |              |         |         |         |         |         |           |
| Finished products - Produits fins   | 1983                                       | 62,161       | 64,724        | 63,609         | 55,955     | 57,632       | 61,426        | 56,543       | 56,032  | 56,489  | 55,941  | 54,159  | 53,492  |           |
|   | 1984                                       | 57,357       | 57,515        | 57,789         | 58,692     | 60,823       | 60,190        | 59,207       | 59,564  | 61,054  | 57,126  | 57,629  | 56,544  |           |
|   | 1985                                       | 53,618       | 55,040        | 55,006         | 55,081     | 58,342       | 59,129        | 56,281       | 56,844  | 57,284  | 54,122  | 55,118  | 57,988  |           |
| D 317691 30 306   | 1986                                       | 57,570       | 56,001        | 57,920         | 57,022     | 59,316       | 60,566        | 58,074       | 55,451  | 56,277  | 57,298  | 57,882  | 56,950  |           |
|   | 1987                                       | 53,655       | 55,973        | 58,197         | 59,951     | 60,156       |               |              |         |         |         |         |         |           |
| Heating equipment industry - Industrie du matériel de chauffage   | 1983                                       | 26,134       | 27,121        | 29,830         | 25,899     | 28,550       | 31,958        | 25,935       | 32,406  | 40,611  | 40,300  | 39,266  | 30,997  | 379,007   |
|   | 1984                                       | 26,465       | 28,295        | 32,120         | 25,361     | 29,058       | 33,970        | 25,840       | 31,155  | 36,692  | 41,893  | 42,595  | 34,016  | 387,460   |
| Shipments - Livraisons  | 1985                                       | 35,731       | 37,360        | 41,287         | 30,732     | 35,731       | 34,881        | 30,611       | 34,632  | 39,507  | 43,543  | 42,742  | 32,504  | 439,261   |
| D 315566 30 307   | 1986                                       | 33,647       | 30,274        | 29,939         | 29,304     | 32,361       | 34,741        | 29,638       | 33,871  | 39,084  | 43,302  | 38,738  | 34,728  | 409,627   |
|   | 1987                                       | 33,676       | 32,827        | 33,643         | 31,005     | 33,308       |               |              |         |         |         |         |         |           |
| New orders - Nouvelles commandes  | 1983                                       | 23,713       | 24,432        | 31,367         | 24,232     | 29,889       | 35,615        | 22,399       | 31,215  | 42,188  | 44,625  | 35,412  | 28,221  |           |
|   | 1984                                       | 31,472       | 27,334        | 31,603         | 23,138     | 32,571       | 40,794        | 23,600       | 34,064  | 38,737  | 41,754  | 39,714  | 32,493  |           |
|   | 1985                                       | 44,959       | 35,962        | 42,563         | 31,178     | 40,853       | 34,416        | 29,512       | 33,593  | 34,642  | 43,283  | 42,457  | 32,144  |           |
| D 315921 30 307   | 1986                                       | 30,419       | 26,242        | 26,677         | 30,205     | 36,252       | 34,926        | 27,099       | 38,937  | 40,286  | 47,918  | 36,873  | 30,900  |           |
|   | 1987                                       | 34,832       | 34,573        | 30,084         | 36,338     | 35,410       |               |              |         |         |         |         |         |           |
| Unfilled orders - Commandes en carnet   | 1983                                       | 32,578       | 29,889        | 31,426         | 29,759     | 31,098       | 34,755        | 31,219       | 30,078  | 31,605  | 35,930  | 32,076  | 29,300  |           |
|   | 1984                                       | 34,307       | 33,346        | 32,829         | 30,606     | 34,119       | 40,943        | 38,703       | 41,617  | 43,637  | 43,518  | 40,687  | 39,114  |           |
|   | 1985                                       | 48,342       | 46,944        | 48,220         | 48,666     | 53,788       | 53,323        | 52,274       | 51,185  | 46,320  | 46,060  | 45,815  | 50,455  |           |
| D 316276 30 307   | 1986                                       | 47,727       | 43,195        | 39,933         | 40,834     | 44,725       | 44,910        | 42,371       | 47,432  | 48,634  | 53,250  | 51,335  | 47,507  |           |
|   | 1987                                       | 48,663       | 50,409        | 46,850         | 52,183     | 54,285       |               |              |         |         |         |         |         |           |
| Inventory owned - Total - Des stocks possédés   | 1983                                       | 81,709       | 82,482        | 86,184         | 88,344     | 86,231       | 85,811        | 82,754       | 81,887  | 83,681  | 82,914  | 82,364  | 81,881  |           |
|   | 1984                                       | 88,171       | 90,769        | 92,551         | 93,434     | 93,782       | 95,017        | 94,590       | 96,896  | 96,216  | 102,740 | 100,512 | 103,865 |           |
|   | 1985                                       | 100,957      | 101,746       | 102,782        | 111,881    | 114,480      | 121,070       | 118,243      | 121,938 | 120,213 | 119,909 | 119,011 | 116,522 |           |
| D 318051 30 307   | 1986                                       | 121,416      | 120,382       | 123,019        | 130,299    | 127,836      | 131,267       | 127,496      | 126,066 | 126,455 | 122,291 | 118,705 | 112,211 |           |
|   | 1987                                       | 112,328      | 113,958       | 117,713        | 118,626    | 106,752      |               |              |         |         |         |         |         |           |
| Other metal fabricating industries - Autres industries de produits en métal                                     | 1983                                       | 101,494      | 101,694       | 110,901        | 103,482    | 112,380      | 116,147       | 97,308       | 105,513 | 113,994 | 114,442 | 116,531 | 104,621 | 1,298,507 |
|   | 1984                                       | 116,991      | 117,099       | 127,290        | 123,764    | 128,009      | 131,156       | 111,849      | 120,948 | 126,151 | 125,272 | 120,942 | 105,612 | 1,455,083 |
| Shipments - Livraisons  | 1985                                       | 118,826      | 120,556       | 139,570        | 130,621    | 136,629      | 137,331       | 125,132      | 120,358 | 130,220 | 134,186 | 126,039 | 108,472 | 1,527,940 |
| D 315568 30 309   | 1986                                       | 125,123      | 128,272       | 138,879        | 141,418    | 137,381      | 133,738       | 124,860      | 122,987 | 143,980 | 143,805 | 127,927 | 118,295 | 1,586,665 |
|   | 1987                                       | 129,216      | 136,896       | 147,158        | 148,342    | 149,499      |               |              |         |         |         |         |         |           |
| New orders - Nouvelles commandes  | 1983                                       | 116,500      | 106,766       | 117,862        | 95,196     | 120,609      | 113,400       | 79,820       | 118,365 | 108,528 | 105,317 | 114,152 | 120,236 |           |
|   | 1984                                       | 115,923      | 134,535       | 137,791        | 120,765    | 112,106      | 130,960       | 117,683      | 131,751 | 127,556 | 100,882 | 120,451 | 94,899  |           |
|   | 1985                                       | 137,866      | 120,741       | 132,980        | 117,173    | 131,179      | 116,951       | 122,075      | 125,788 | 132,973 | 137,506 | 120,447 | 124,970 |           |
| D 315923 30 309   | 1986                                       | 138,598      | 135,566       | 158,965        | 131,967    | 124,780      | 132,227       | 118,620      | 116,667 | 144,389 | 131,371 | 121,970 | 116,903 |           |
|   | 1987                                       | 141,309      | 147,413       | 154,440        | 162,154    | 163,273      |               |              |         |         |         |         |         |           |
| Unfilled orders - Commandes en carnet   | 1983                                       | 171,398      | 176,470       | 183,431        | 175,145    | 183,374      | 180,627       | 163,139      | 175,991 | 170,525 | 161,395 | 159,016 | 174,631 |           |
|   | 1984                                       | 173,563      | 190,999       | 201,500        | 198,501    | 182,598      | 182,402       | 188,236      | 199,039 | 200,444 | 206,054 | 205,563 | 194,888 |           |
|   | 1985                                       | 213,890      | 214,075       | 207,485        | 194,037    | 188,587      | 168,207       | 165,150      | 170,580 | 173,333 | 176,653 | 171,061 | 187,258 |           |
| D 316278 30 309   | 1986                                       | 201,034      | 208,328       | 228,414        | 218,963    | 206,362      | 204,851       | 198,611      | 192,291 | 192,700 | 180,266 | 174,309 | 172,547 |           |
|   |  |              |               |                |            |              |               |              |         |         |         |         |         |           |

TABLE 6. Estimated Value of Shipments, Orders and Inventories in Selected Individual Industries

TABLEAU 6. Valeur estimative des livraisons, commandes et stocks de certaines industries particulières

| 1980<br>CAE 1980   | Month - Mois                               |             |               |                |            |             |                |             |           |           |           |              | Total     |           |
|--|--|-------------|---------------|----------------|------------|-------------|----------------|-------------|-----------|-----------|-----------|--------------|-----------|-----------|
|  | Jan<br>Janv.                               | Feb<br>Fév. | March<br>Mars | April<br>Avril | May<br>Mai | June<br>Jun | July<br>Juill. | Aug<br>Août | Sept.     | Oct.      | Nov.      | Dec.<br>Déc. |           |           |
|  | thousands of dollars - milliers de dollars |             |               |                |            |             |                |             |           |           |           |              |           |           |
| Inventory held - Total - Des stocks détenus  | 1983                                       | 271,286     | 263,123       | 269,486        | 275,340    | 277,227     | 277,673        | 272,401     | 282,188   | 281,030   | 285,618   | 287,215      | 286,855   | ...       |
|  | 1984                                       | 282,671     | 284,226       | 287,643        | 284,673    | 297,730     | 292,658        | 285,232     | 282,752   | 288,301   | 282,237   | 286,471      | 294,759   | ...       |
|  | 1985                                       | 289,864     | 296,505       | 294,817        | 299,635    | 304,556     | 305,604        | 300,796     | 299,814   | 308,410   | 303,177   | 303,308      | 305,932   | ...       |
| D 316633   | 1986                                       | 304,443     | 313,475       | 318,208        | 319,975    | 314,190     | 316,239        | 313,301     | 311,699   | 317,838   | 322,866   | 323,928      | ...       |           |
|  | 1987                                       | 325,296     | 319,198       | 318,487        | 320,427    | 328,939     |                |             |           |           |           |              | ...       |           |
| Raw materials - Matières premières   | 1983                                       | 116,685     | 113,644       | 117,000        | 117,555    | 121,544     | 119,909        | 120,917     | 126,792   | 125,077   | 130,686   | 128,163      | 133,007   | ...       |
|  | 1984                                       | 128,689     | 127,834       | 130,600        | 124,149    | 134,179     | 127,163        | 125,721     | 126,667   | 138,115   | 127,939   | 133,346      | 139,364   | ...       |
|  | 1985                                       | 131,868     | 137,684       | 141,489        | 141,872    | 140,972     | 139,947        | 136,369     | 137,040   | 141,115   | 136,351   | 132,924      | 136,031   | ...       |
| D 316988   | 1986                                       | 133,171     | 138,476       | 139,151        | 136,202    | 128,469     | 137,221        | 136,777     | 136,427   | 132,829   | 136,432   | 139,424      | 138,646   | ...       |
|  | 1987                                       | 138,560     | 136,313       | 134,999        | 130,359    | 138,183     |                |             |           |           |           |              | ...       |           |
| Goods in process - Produits en cours   | 1983                                       | 73,211      | 70,595        | 71,884         | 74,624     | 74,387      | 72,502         | 70,217      | 72,352    | 74,495    | 72,929    | 75,109       | 69,493    | ...       |
|  | 1984                                       | 71,894      | 72,716        | 73,522         | 75,716     | 76,550      | 73,170         | 70,191      | 72,984    | 73,569    | 73,121    | 75,767       | 76,151    | ...       |
|  | 1985                                       | 75,844      | 76,745        | 74,653         | 76,725     | 76,475      | 76,499         | 74,336      | 75,403    | 75,201    | 75,740    | 76,176       | 72,942    | ...       |
| D 317343   | 1986                                       | 75,057      | 76,654        | 76,166         | 77,759     | 77,509      | 76,617         | 74,088      | 74,562    | 77,429    | 80,199    | 82,740       | 81,359    | ...       |
|  | 1987                                       | 87,195      | 84,177        | 77,329         | 79,117     | 77,923      |                |             |           |           |           |              | ...       |           |
| Finished products - Produits finis   | 1983                                       | 81,390      | 78,884        | 80,602         | 83,161     | 81,291      | 85,212         | 81,767      | 83,044    | 81,458    | 82,003    | 83,943       | 84,355    | ...       |
|  | 1984                                       | 82,088      | 83,676        | 83,521         | 84,808     | 87,001      | 92,325         | 89,320      | 83,101    | 76,617    | 81,177    | 77,358       | 79,261    | ...       |
|  | 1985                                       | 82,152      | 82,076        | 78,675         | 81,038     | 87,159      | 89,158         | 90,091      | 87,371    | 92,094    | 91,086    | 94,208       | 96,959    | ...       |
| D 317694   | 1986                                       | 96,215      | 98,345        | 102,891        | 106,014    | 108,212     | 107,066        | 105,374     | 102,312   | 101,441   | 101,207   | 100,702      | 103,923   | ...       |
|  | 1987                                       | 99,541      | 98,708        | 106,159        | 110,951    | 112,833     |                |             |           |           |           |              | ...       |           |
| <b>MACHINERY INDUSTRIES (except electrical machinery) - INDUSTRIES DE LA MACHINERIE (sauf électrique):</b>                     |  |             |               |                |            |             |                |             |           |           |           |              |           |           |
| Agricultural implement industry - Industrie des instruments aratoires  | 1983                                       | 62,716      | 80,757        | 98,787         | 96,660     | 80,658      | 90,516         | 72,985      | 49,718    | 81,790    | 81,760    | 82,673       | 82,219    | 959,591   |
| Shipments - Livraisons   | 1984                                       | 70,371      | 97,884        | 112,655        | 119,826    | 109,195     | 99,007         | 59,351      | 66,068    | 68,468    | 92,562    | 78,115       | 82,179    | 1,055,626 |
|  | 1985                                       | 58,196      | 72,258        | 92,089         | 103,189    | 78,684      | 71,639         | 58,259      | 57,919    | 66,161    | 71,130    | 53,125       | 51,705    | 834,534   |
| D 315573   | 1986                                       | 46,444      | 49,826        | 70,975         | 79,414     | 64,961      | 58,046         | 62,970      | 66,931    | 71,874    | 70,008    | 80,236       | 60,896    | 782,581   |
|  | 1987                                       | 88,778      | 74,797        | 77,980         | 99,528     | 74,114      |                |             |           |           |           |              |           | ...       |
| Inventory owned - Total - Des stocks possédés  | 1983                                       | 329,265     | 322,355       | 311,904        | 302,925    | 298,015     | 285,629        | 272,086     | 267,737   | 275,169   | 279,289   | 271,418      | 274,018   | ...       |
|  | 1984                                       | 293,708     | 297,474       | 291,857        | 288,541    | 279,992     | 265,430        | 260,705     | 263,431   | 268,889   | 297,509   | 304,136      | 299,964   | ...       |
|  | 1985                                       | 314,155     | 346,663       | 323,442        | 328,208    | 306,186     | 311,860        | 304,154     | 298,418   | 305,046   | 268,571   | 267,458      | 264,573   | ...       |
| D 318084   | 1986                                       | 266,492     | 276,985       | 273,886        | 272,169    | 284,433     | 291,277        | 283,564     | 289,221   | 294,438   | 291,201   | 306,299      | 302,533   | ...       |
|  | 1987                                       | 295,475     | 295,549       | 306,646        | 343,700    | 329,435     |                |             |           |           |           |              | ...       |           |
| Commercial refrigeration and air conditioning equipment ind. - Ind du matériel commercial de réfrigération et de climatisation | 1983                                       | 17,807      | 19,166        | 23,967         | 21,545     | 30,400      | 28,595         | 30,427      | 21,702    | 23,809    | 23,073    | 28,470       | 24,609    | 293,565   |
| Shipments - Livraisons   | 1984                                       | 22,189      | 22,896        | 31,367         | 31,898     | 38,049      | 40,073         | 33,949      | 26,287    | 37,358    | 31,387    | 31,856       | 31,594    | 373,898   |
|  | 1985                                       | 27,512      | 30,954        | 40,085         | 40,096     | 42,534      | 43,044         | 32,777      | 30,860    | 35,224    | 35,284    | 33,950       | 36,415    | 428,730   |
| D 315574   | 1986                                       | 26,695      | 30,415        | 42,543         | 36,654     | 33,972      | 40,445         | 33,481      | 27,990    | 35,572    | 31,733    | 32,466       | 35,515    | 407,481   |
|  | 1987                                       | 27,560      | 33,122        | 42,706         | 39,592     | 40,224      |                |             |           |           |           |              | ...       |           |
| Inventory owned - Total - Des stocks possédés  | 1983                                       | 81,173      | 82,269        | 82,392         | 84,747     | 78,368      | 75,806         | 71,446      | 70,229    | 69,931    | 74,853    | 75,448       | 77,627    | ...       |
|  | 1984                                       | 77,353      | 79,736        | 81,808         | 93,990     | 90,739      | 94,172         | 86,647      | 90,133    | 94,449    | 93,170    | 95,769       | 99,575    | ...       |
|  | 1985                                       | 98,353      | 101,469       | 107,458        | 107,205    | 105,936     | 104,639        | 108,607     | 106,087   | 108,305   | 119,037   | 111,647      | 110,904   | ...       |
| D 318059   | 1986                                       | 108,548     | 109,300       | 111,765        | 114,634    | 117,986     | 113,820        | 113,171     | 113,819   | 109,301   | 112,467   | 113,874      | ...       |           |
|  | 1987                                       | 117,059     | 119,754       | 122,573        | 117,683    | 120,899     |                |             |           |           |           |              | ...       |           |
| Other machinery and equipment industries - Autres industries de la machinerie et de l'équipement                               | 1983                                       | 318,624     | 343,284       | 405,190        | 355,955    | 380,597     | 432,704        | 334,968     | 348,047   | 391,852   | 377,670   | 413,022      | 429,477   | 4,531,390 |
| Shipments - Livraisons   | 1984                                       | 349,084     | 396,210       | 465,486        | 430,423    | 434,730     | 466,548        | 416,155     | 456,703   | 452,949   | 478,924   | 490,616      | 471,363   | 5,309,191 |
|  | 1985                                       | 418,696     | 463,656       | 519,044        | 500,175    | 517,654     | 572,092        | 473,130     | 484,928   | 517,269   | 526,484   | 548,292      | 534,101   | 6,029,571 |
| D 315575   | 1986                                       | 488,401     | 498,363       | 557,962        | 555,145    | 517,444     | 544,658        | 497,458     | 489,148   | 561,300   | 552,994   | 554,797      | 579,133   | 6,396,803 |
|  | 1987                                       | 504,240     | 568,178       | 606,164        | 592,496    | 557,285     |                |             |           |           |           |              | ...       |           |
| New orders - Nouvelles commandes   | 1983                                       | 238,896     | 297,957       | 336,259        | 292,018    | 376,883     | 345,237        | 298,888     | 407,915   | 437,036   | 421,818   | 402,661      | 342,035   | ...       |
|  | 1984                                       | 431,772     | 517,579       | 553,250        | 375,776    | 413,452     | 532,735        | 414,977     | 626,137   | 471,672   | 442,740   | 403,848      | 593,008   | ...       |
|  | 1985                                       | 364,594     | 474,165       | 519,485        | 468,512    | 660,767     | 505,020        | 519,373     | 541,591   | 637,730   | 500,598   | 552,216      | 521,929   | ...       |
| D 315930   | 1986                                       | 518,940     | 410,497       | 500,910        | 558,089    | 475,856     | 494,463        | 502,541     | 432,770   | 530,808   | 519,920   | 542,554      | 577,848   | ...       |
|  | 1987                                       | 468,632     | 582,471       | 579,207        | 620,910    | 642,799     |                |             |           |           |           |              | ...       |           |
| Unfilled orders - Commandes en carnet  | 1983                                       | 1,679,140   | 1,633,813     | 1,564,882      | 1,500,945  | 1,497,271   | 1,409,764      | 1,373,684   | 1,433,552 | 1,478,736 | 1,522,884 | 1,512,523    | 1,425,081 | ...       |
|  | 1984                                       | 1,507,769   | 1,629,138     | 1,716,902      | 1,662,255  | 1,640,977   | 1,707,165      | 1,705,982   | 1,875,416 | 1,894,139 | 1,857,955 | 1,771,187    | 1,892,882 | ...       |
|  | 1985                                       | 1,838,730   | 1,849,239     | 1,849,680      | 1,818,017  | 1,961,130   | 1,944,058      | 1,990,301   | 2,046,914 | 2,167,375 | 2,141,489 | 2,145,413    | 2,133,241 | ...       |
| D 316285   | 1986                                       | 2,163,780   | 2,075,914     | 2,018,862      | 2,018,806  | 1,977,218   | 1,927,023      | 1,932,106   | 1,875,728 | 1,845,236 | 1,812,162 | 1,799,919    | 1,798,634 | ...       |
|  | 1987                                       | 1,763,026   | 1,777,319     | 1,750,362      | 1,778,775  | 1,864,290   |                |             |           |           |           |              | ...       |           |
| Inventory owned - Total - Des stocks possédés  | 1983                                       | 1,429,247   | 1,405,297     | 1,391,183      | 1,374,684  | 1,296,025   | 1,277,408      | 1,243,659   | 1,266,109 | 1,298,485 | 1,332,352 | 1,348,878    | 1,319,634 | ...       |
|  | 1984                                       | 1,343,687   | 1,398,535     | 1,408,457      | 1,416,124  | 1,495,374   | 1,480,207      | 1,500,821   | 1,502,671 | 1,509,136 | 1,519,094 | 1,512,273    | 1,501,204 | ...       |
|  | 1985                                       | 1,507,762   | 1,488,961     | 1,505,630      | 1,526,456  | 1,542,559   | 1,566,080      | 1,559,331   | 1,540,675 | 1,576,652 | 1,556,292 | 1,551,703    | 1,542,041 | ...       |
| D 318060   | 1986                                       | 1,478,404   | 1,502,974     | 1,518,229      | 1,595,427  | 1,655,139   | 1,659,566      | 1,658,500   | 1,697,035 | 1,655,320 | 1,618,204 | 1,646,138    | 1,577,074 | ...       |
|  | 1987                                       | 1,566,967   | 1,480,365     | 1,467,932      | 1,448,364  | 1,517,926   |                |             |           |           |           |              | ...       |           |
| Inventory held - Total - Des stocks détenus  | 1983                                       | 1,577,403   | 1,558,672     | 1,521,728      | 1,500,868  | 1,429,874   | 1,418,230      | 1,389,671   | 1,419,407 | 1,429,579 | 1,465,960 | 1,496,958    | 1,468,254 | ...       |
|  | 1984                                       | 1,502,690   | 1,539,549     | 1,549,369      | 1,573,422  | 1,646,645   | 1,641,128      | 1,666,210   | 1,680,139 | 1,695,657 | 1,719,928 | 1,722,931    | 1,691,067 | ...       |
|  | 1985                                       | 1,688,338   | 1,675,271     | 1,677,379      | 1,679,064  | 1,714,297   | 1,749,284      | 1,757,517   | 1,743,276 | 1,781,123 | 1,761,174 | 1,756,990    | 1,740,721 | ...       |
| D 316640   | 1986                                       | 1,673,369   | 1,701,763     | 1,741,472      | 1,823,245  | 1,893,014   | 1,896,468      | 1,900,265   | 1,938,708 | 1,898,928 | 1,863,950 | 1,897,711    | 1,809,453 | ...       |
|  | 1987                                       | 1,826,995   | 1,740,777     | 1,715,667      | 1,683,504  | 1,734,396   |                |             |           |           |           |              | ...       |           |
| Raw materials - Matières premières   | 1983                                       | 685,489     | 660,721       | 654,388        | 633,891    | 626,168     | 613,600        | 600,506     | 611,395   | 620,681   | 625,921   | 624,124      | 611,239   | ...       |
|  | 1984                                       | 617,811     | 618,281       | 609,670        | 645,107    | 677,769     | 666            |             |           |           |           |              |           |           |



TABLE 6. Estimated Value of Shipments, Orders and Inventories in Selected Individual Industries

TABLEAU 6. Valeur estimative des livraisons, commandes et stocks de certaines industries particulières

| SIC 1980<br>CAE 1980   | Month - Mois |           |           |           |           |           |           |           |           |           |           |           |           | Total      |
|--|--------------|-----------|-----------|-----------|-----------|-----------|-----------|-----------|-----------|-----------|-----------|-----------|-----------|------------|
|  | Jan          | Feb       | March     | April     | May       | June      | July      | Aug       | Sept      | Oct       | Nov       | Dec       |           |            |
|  | Janv.        | Fev.      | Mars      | Avril     | Mai       | Jun       | Juil.     | Août      | Sept.     | Oct.      | Nov.      | Dec.      |           |            |
| thousands of dollars - milliers de dollars   |              |           |           |           |           |           |           |           |           |           |           |           |           |            |
| Goods in process - Produits en cours   | 1983         | 546,470   | 550,672   | 531,592   | 524,322   | 469,784   | 481,334   | 478,038   | 503,854   | 507,574   | 531,633   | 549,231   | 545,015   | ...        |
|  | 1984         | 556,683   | 573,884   | 580,089   | 570,072   | 604,605   | 601,301   | 609,906   | 632,183   | 636,664   | 664,093   | 672,334   | 647,376   | ...        |
|  | 1985         | 664,275   | 669,096   | 643,928   | 640,160   | 674,767   | 627,323   | 636,776   | 689,767   | 693,336   | 692,365   | 696,942   | 673,596   | ...        |
|  | 1986         | 665,804   | 687,774   | 700,440   | 754,645   | 771,035   | 758,201   | 764,201   | 787,556   | 784,655   | 783,630   | 797,705   | 731,260   | ...        |
| D 317350   | 31 319       | 1987      | 749,782   | 721,560   | 682,629   | 670,195   | 656,406   |           |           |           |           |           |           | ...        |
| Finished Products - Produits finis   | 1983         | 345,444   | 347,279   | 335,748   | 342,655   | 333,922   | 323,296   | 311,127   | 304,158   | 301,324   | 308,406   | 323,603   | 312,000   | ...        |
|  | 1984         | 328,196   | 347,384   | 359,610   | 358,743   | 364,271   | 373,301   | 370,642   | 326,652   | 339,586   | 352,979   | 366,129   | 355,206   | ...        |
|  | 1985         | 355,060   | 336,786   | 355,203   | 345,867   | 349,000   | 369,823   | 381,196   | 354,443   | 360,013   | 379,746   | 377,352   | 366,004   | ...        |
|  | 1986         | 353,158   | 351,150   | 342,194   | 359,647   | 368,931   | 375,415   | 386,977   | 389,383   | 385,806   | 376,174   | 388,016   | 385,047   | ...        |
| D 317705   | 31 319       | 1987      | 391,011   | 387,428   | 385,427   | 366,547   | 364,313   |           |           |           |           |           |           | ...        |
| <b>TRANSPORTATION EQUIPMENT INDUSTRIES - INDUSTRIES DU MATERIEL DE TRANSPORT:</b>                                |              |           |           |           |           |           |           |           |           |           |           |           |           |            |
| Aircraft and aircraft parts industry - Industrie des aeronefs et des pieces                                      | 1983         | 119,430   | 155,328   | 187,242   | 164,041   | 157,803   | 190,857   | 141,732   | 117,275   | 162,999   | 143,518   | 161,385   | 146,771   | 1,848,965  |
|  | 1984         | 166,598   | 187,153   | 181,935   | 162,205   | 201,073   | 184,949   | 141,947   | 179,304   | 189,142   | 189,391   | 236,763   | 254,548   | 2,735,008  |
|  | 1985         | 170,636   | 183,889   | 241,367   | 218,713   | 213,909   | 260,516   | 182,161   | 220,119   | 247,467   | 242,561   | 268,767   | 307,617   | 2,757,217  |
| Shipments (1) - Livraisons (1)   | 1986         | 227,428   | 233,283   | 251,274   | 258,388   | 258,788   | 285,464   | 237,087   | 298,733   | 273,505   | 260,962   | 255,855   | 347,345   | 3,148,092  |
| D 315582   | 32 321       | 1987      | 308,609   | 232,853   | 315,739   | 269,119   | 325,094   |           |           |           |           |           |           | ...        |
| Unfilled orders - Commandes en carnet  | 1983         | 2,686,306 | 2,849,563 | 2,734,027 | 2,811,116 | 2,797,962 | 2,830,778 | 2,873,149 | 3,013,600 | 3,000,225 | 2,931,290 | 2,923,853 | 2,946,237 | ...        |
|  | 1984         | 3,055,873 | 3,001,275 | 2,966,841 | 3,006,899 | 2,996,847 | 3,057,974 | 3,074,507 | 2,943,705 | 2,963,657 | 3,004,950 | 3,075,544 | 3,044,390 | ...        |
|  | 1985         | 3,091,397 | 2,963,115 | 3,040,946 | 3,010,978 | 2,918,495 | 3,009,239 | 2,878,258 | 3,001,964 | 2,975,004 | 2,888,861 | 2,908,331 | 2,938,965 | ...        |
|  | 1986         | 2,923,810 | 3,049,322 | 3,152,048 | 3,110,453 | 3,237,960 | 3,273,344 | 3,230,709 | 3,162,248 | 3,238,967 | 3,283,281 | 3,172,576 | 3,163,411 | ...        |
| D 316292   | 32 321       | 1987      | 3,400,079 | 3,325,327 | 3,264,278 | 3,291,350 | 3,305,209 |           |           |           |           |           |           | ...        |
| Inventory held - Total - Des stocks detenues   | 1983         | 1,200,138 | 1,209,487 | 1,210,185 | 1,221,439 | 1,222,655 | 1,208,717 | 1,238,160 | 1,233,953 | 1,230,677 | 1,193,609 | 1,173,183 | 1,125,443 | ...        |
|  | 1984         | 1,094,365 | 1,061,282 | 1,019,033 | 1,058,515 | 1,043,399 | 986,887   | 979,475   | 970,613   | 974,694   | 999,325   | 1,065,129 | 1,080,655 | ...        |
|  | 1985         | 1,123,255 | 1,131,189 | 1,128,627 | 1,125,966 | 1,196,206 | 1,201,881 | 1,224,781 | 1,269,162 | 1,310,099 | 1,319,593 | 1,311,388 | 1,352,681 | ...        |
|  | 1986         | 1,329,949 | 1,358,213 | 1,351,933 | 1,360,606 | 1,355,304 | 1,342,553 | 1,370,550 | 1,344,006 | 1,341,855 | 1,372,426 | 1,341,300 | 1,355,167 | ...        |
| D 316647   | 32 321       | 1987      | 1,381,941 | 1,381,835 | 1,404,871 | 1,386,226 | 1,447,166 |           |           |           |           |           |           | ...        |
| Motor vehicle industry - Industrie des vehicules automobiles   | 1983         | 1,099,740 | 1,084,757 | 1,283,985 | 1,260,839 | 1,513,239 | 1,518,646 | 907,508   | 905,983   | 1,409,251 | 1,628,349 | 1,669,531 | 1,308,845 | 15,590,671 |
|  | 1984         | 1,837,195 | 1,763,469 | 2,035,191 | 1,824,318 | 1,923,809 | 1,958,607 | 1,240,613 | 1,627,874 | 1,712,878 | 1,960,971 | 1,939,947 | 1,438,054 | 21,262,500 |
|  | 1985         | 2,016,563 | 1,856,461 | 2,036,435 | 2,087,066 | 2,274,247 | 2,195,108 | 1,645,074 | 1,877,789 | 2,153,047 | 2,330,390 | 2,348,673 | 1,828,311 | 24,599,141 |
| Shipments - Livraisons   | 1986         | 2,281,320 | 2,103,908 | 2,273,210 | 2,508,996 | 2,414,886 | 2,349,322 | 1,441,698 | 1,385,844 | 2,021,991 | 2,425,408 | 2,120,816 | 1,766,528 | 25,093,277 |
| D 315583   | 32 323       | 1987      | 1,901,537 | 2,083,195 | 2,047,094 | 1,851,371 | 1,882,843 |           |           |           |           |           |           | ...        |
| Inventory owned - Total - Des stocks possedes  | 1983         | 625,024   | 630,677   | 632,207   | 711,265   | 656,281   | 597,382   | 623,954   | 661,983   | 651,936   | 754,624   | 785,437   | 813,889   | ...        |
|  | 1984         | 817,295   | 756,804   | 817,865   | 839,093   | 849,638   | 828,592   | 805,789   | 865,577   | 899,575   | 918,817   | 813,379   | 834,617   | ...        |
|  | 1985         | 864,081   | 856,774   | 851,296   | 857,333   | 827,964   | 807,673   | 820,839   | 912,762   | 848,977   | 837,180   | 864,296   | 887,741   | ...        |
|  | 1986         | 876,169   | 872,152   | 887,628   | 853,558   | 853,058   | 842,388   | 781,065   | 750,173   | 772,133   | 797,866   | 848,936   | 790,574   | ...        |
| D 318068   | 32 323       | 1987      | 870,016   | 810,823   | 773,267   | 758,982   | 743,717   |           |           |           |           |           |           | ...        |
| Raw materials - Matieres premieres   | 1983         | 81,571    | 83,600    | 78,338    | 76,782    | 76,431    | 73,519    | 93,147    | 89,029    | 104,516   | 105,795   | 115,909   | 115,388   | ...        |
|  | 1984         | 111,153   | 118,604   | 123,857   | 135,054   | 138,612   | 148,690   | 144,328   | 144,283   | 147,059   | 154,450   | 162,676   | 165,919   | ...        |
|  | 1985         | 159,956   | 159,626   | 154,956   | 148,979   | 136,691   | 134,227   | 128,583   | 126,058   | 131,843   | 129,790   | 120,598   | 132,119   | ...        |
|  | 1986         | 127,752   | 131,696   | 129,646   | 127,960   | 126,453   | 119,965   | 127,654   | 120,681   | 123,591   | 114,275   | 116,227   | 122,477   | ...        |
| D 317003   | 32 323       | 1987      | 120,268   | 128,341   | 124,688   | 118,263   | 114,845   |           |           |           |           |           |           | ...        |
| Goods in process - Produits en cours   | 1983         | 401,698   | 382,155   | 395,850   | 443,396   | 379,082   | 346,268   | 386,267   | 412,067   | 400,494   | 454,162   | 504,325   | 520,692   | ...        |
|  | 1984         | 541,343   | 474,500   | 521,484   | 522,403   | 504,974   | 497,783   | 468,355   | 543,692   | 607,695   | 593,020   | 505,181   | 559,723   | ...        |
|  | 1985         | 541,744   | 551,110   | 559,008   | 563,660   | 531,621   | 547,341   | 557,730   | 640,741   | 563,113   | 545,401   | 599,797   | 616,359   | ...        |
|  | 1986         | 594,646   | 545,948   | 572,769   | 530,835   | 562,058   | 558,105   | 491,730   | 499,257   | 507,401   | 501,470   | 558,520   | 541,731   | ...        |
| D 317358   | 32 323       | 1987      | 554,175   | 510,973   | 486,431   | 465,288   | 465,690   |           |           |           |           |           |           | ...        |
| Finished products - Produits finis   | 1983         | 141,755   | 164,922   | 158,019   | 191,087   | 200,768   | 177,595   | 144,540   | 160,887   | 146,926   | 194,667   | 165,203   | 177,809   | ...        |
|  | 1984         | 164,799   | 163,700   | 172,524   | 181,636   | 206,052   | 182,119   | 193,706   | 177,602   | 144,803   | 171,347   | 145,522   | 108,975   | ...        |
|  | 1985         | 162,381   | 146,038   | 137,332   | 144,694   | 159,652   | 121,105   | 134,526   | 145,963   | 154,016   | 161,989   | 143,901   | 139,203   | ...        |
|  | 1986         | 153,771   | 194,508   | 185,713   | 194,763   | 164,547   | 164,318   | 161,681   | 130,240   | 141,141   | 182,171   | 174,189   | 126,866   | ...        |
| D 317713   | 32 323       | 1987      | 195,573   | 171,509   | 162,148   | 175,431   | 163,182   |           |           |           |           |           |           | ...        |
| Motor vehicle parts and accessories industries - Industries des pieces et accessoires pour vehicules automobiles | 1983         | 551,420   | 579,553   | 712,578   | 665,595   | 730,993   | 753,749   | 588,496   | 643,447   | 761,307   | 821,815   | 845,358   | 703,628   | 8,357,934  |
|  | 1984         | 908,129   | 903,491   | 1,008,487 | 918,690   | 1,001,571 | 978,302   | 837,201   | 884,537   | 908,967   | 896,764   | 991,968   | 781,346   | 11,019,453 |
|  | 1985         | 1,017,146 | 975,134   | 1,053,400 | 1,074,962 | 1,107,793 | 1,002,353 | 929,771   | 909,436   | 1,060,622 | 1,125,233 | 1,083,274 | 844,264   | 12,183,338 |
| Shipments - Livraisons   | 1986         | 1,129,797 | 1,070,890 | 1,116,029 | 1,153,728 | 1,078,783 | 1,050,181 | 908,091   | 841,215   | 988,010   | 1,086,113 | 940,572   | 858,553   | 12,231,962 |
| D 315589   | 32 325       | 1987      | 1,012,153 | 1,041,123 | 1,162,017 | 1,032,092 | 1,004,959 |           |           |           |           |           |           | ...        |
| New orders - Nouvelles commandes   | 1983         | 615,080   | 586,009   | 696,993   | 722,473   | 753,310   | 759,673   | 795,807   | 665,740   | 698,023   | 741,043   | 806,603   | 706,755   | ...        |
|  | 1984         | 1,000,379 | 892,951   | 1,043,195 | 893,453   | 952,036   | 985,198   | 845,781   | 900,007   | 913,848   | 870,617   | 955,717   | 784,742   | ...        |
|  | 1985         | 1,102,244 | 939,738   | 1,011,317 | 1,100,527 | 1,079,890 | 1,052,628 | 942,072   | 922,431   | 1,052,106 | 1,114,825 | 1,086,677 | 849,124   | ...        |
|  | 1986         | 1,170,152 | 1,073,931 | 1,122,842 | 1,143,798 | 1,029,190 | 1,036,756 | 892,747   | 844,366   | 983,040   | 1,057,217 | 939,578   | 879,072   | ...        |
| D 315944   | 32 325       | 1987      | 1,016,966 | 1,045,071 | 1,137,577 | 1,019,889 | 974,810   |           |           |           |           |           |           | ...        |
| Unfilled orders - Commandes en carnet  | 1983         | 407,732   | 414,188   | 398,603   | 455,481   | 477,798   | 483,722   | 691,033   | 713,331   | 650,047   | 569,275   | 530,520   | 533,644   | ...        |
|  | 1984         | 625,897   | 615,357   | 650,065   | 624,828   | 575,293   | 582,189   | 590,769   | 606,239   | 611,120   | 584,973   | 548,722   | 552,118   | ...        |
|  | 1985         | 637,216   | 601,820   | 559,737   | 585,302   | 557,399   | 607,674   | 619,975   | 632,970   | 624,454   | 614,046   | 617,499   | 622,358   | ...        |
|  | 1986         | 662,714   | 665,755   | 672,568   | 662,638   | 613,045   | 599,620   | 584,276   | 587,427   | 582,457   | 553,561   |           |           |            |

TABLE 6. Estimated Value of Shipments, Orders and Inventories in Selected Individual Industries

TABLEAU 6. Valeur estimative des livraisons, commandes et stocks de certaines industries particulières

| IC 1980<br>(AF 1980)   | Month - Mois                               |           |           |           |           |           |           |           |           |           |           |           | Total     |
|--|--|-----------|-----------|-----------|-----------|-----------|-----------|-----------|-----------|-----------|-----------|-----------|-----------|
|  | Jan  | Feb.      | March     | April     | May       | June      | July      | Aug.      | Sept.     | Oct.      | Nov.      | Dec.      |           |
|  | Janv.                                      | Fév.      | Mars      | Avril     | Mai       | Jun       | Juill.    | Août      | Sept.     | Oct.      | Nov.      | Déc.      |           |
|  | thousands of dollars - milliers de dollars |           |           |           |           |           |           |           |           |           |           |           |           |
| Raw materials - Matières premières   | 1983                                       | 289,175   | 296,623   | 302,208   | 310,406   | 335,620   | 322,158   | 341,271   | 349,898   | 354,207   | 351,821   | 357,396   | 371,498   |
|  | 1984                                       | 403,782   | 406,986   | 400,156   | 388,908   | 388,136   | 413,820   | 425,300   | 419,243   | 415,588   | 417,564   | 404,442   | 405,950   |
|  | 1985                                       | 412,584   | 419,752   | 431,066   | 423,252   | 417,724   | 418,277   | 426,062   | 425,419   | 431,951   | 420,155   | 416,335   | 432,783   |
| D 317009   | 1986                                       | 438,386   | 447,429   | 436,531   | 442,001   | 436,517   | 435,571   | 442,486   | 469,287   | 477,831   | 455,798   | 446,907   | 429,024   |
|  | 1987                                       | 429,515   | 429,396   | 410,298   | 411,910   | 406,030   |           |           |           |           |           |           |           |
| Goods in Process - Produits en cours   | 1983                                       | 238,035   | 233,336   | 233,606   | 244,255   | 246,501   | 243,630   | 250,674   | 270,423   | 282,782   | 281,021   | 289,280   | 296,848   |
|  | 1984                                       | 314,437   | 321,017   | 323,717   | 321,910   | 321,401   | 334,107   | 336,406   | 341,105   | 343,564   | 342,555   | 344,506   | 346,796   |
|  | 1985                                       | 352,836   | 353,974   | 357,879   | 351,361   | 339,374   | 348,364   | 338,312   | 347,833   | 356,676   | 349,369   | 349,982   | 356,450   |
| D 317364   | 1986                                       | 348,177   | 349,334   | 341,153   | 357,843   | 339,761   | 337,066   | 337,504   | 352,877   | 370,810   | 368,848   | 367,640   | 367,165   |
|  | 1987                                       | 352,083   | 351,859   | 340,918   | 338,375   | 347,707   |           |           |           |           |           |           |           |
| Finished products - Produits finis   | 1983                                       | 157,120   | 157,349   | 168,890   | 165,705   | 163,260   | 170,154   | 153,153   | 157,775   | 159,474   | 161,395   | 170,741   | 180,637   |
|  | 1984                                       | 174,944   | 172,162   | 184,927   | 183,860   | 184,404   | 196,417   | 185,784   | 172,633   | 186,164   | 181,786   | 191,193   | 202,718   |
|  | 1985                                       | 199,646   | 198,108   | 210,160   | 202,659   | 209,139   | 234,124   | 230,094   | 209,615   | 207,371   | 204,076   | 214,549   | 208,232   |
| D 317719   | 1986                                       | 208,327   | 210,318   | 216,051   | 220,074   | 227,009   | 232,319   | 215,636   | 203,982   | 197,187   | 201,309   | 211,058   | 204,444   |
|  | 1987                                       | 202,356   | 197,628   | 200,137   | 200,065   | 192,325   |           |           |           |           |           |           |           |
| Railroad rolling stock industry - Industrie du matériel ferroviaire roulant                    | 1983                                       | 49,235    | 38,077    | 57,715    | 46,017    | 49,516    | 42,085    | 38,484    | 47,511    | 66,973    | 47,931    | 59,827    | 52,703    |
| Shipments(1) - Livraisons(1)   | 1984                                       | 63,826    | 56,005    | 62,995    | 78,787    | 72,009    | 72,505    | 49,666    | 61,948    | 74,423    | 65,903    | 99,816    | 89,335    |
| D 315598   | 1985                                       | 71,904    | 46,982    | 75,125    | 63,102    | 68,672    | 82,363    | 64,969    | 75,067    | 83,146    | 80,420    | 89,813    | 106,872   |
|  | 1986                                       | 57,806    | 67,319    | 97,620    | 64,594    | 80,169    | 95,748    | 55,368    | 83,781    | 93,412    | 73,656    | 86,708    | 81,106    |
|  | 1987                                       | 107,849   | 89,570    | 87,726    | 106,709   | 79,238    |           |           |           |           |           |           | 595,569   |
| New orders - Nouvelles commandes   | 1983                                       | 75,538    | 20,501    | 40,611    | a         | 86,063    | a         | 31,792    | 73,449    | 73,554    | 12,271    | 42,622    | 32,747    |
|  | 1984                                       | 58,292    | 62,764    | 93,496    | 60,887    | 143,850   | 100,929   | x         | 10,784    | a         | 26,216    | 67,830    | 47,271    |
| D 315953   | 1985                                       | 149,802   | 10,456    | 462,903   | 18,855    | 63,175    | 50,835    | 56,251    | 73,998    | 74,765    | 53,298    | 63,793    | 65,877    |
|  | 1986                                       | 68,061    | 49,629    | 53,441    | 45,139    | 7,153     | 35,669    | 22,521    | 29,684    | 49,061    | 29,020    | 18,058    | 29,638    |
|  | 1987                                       | 60,607    | 38,779    | 15,919    | 69,574    | 51,153    |           |           |           |           |           |           |           |
| Unfilled orders - Commandes en carnet  | 1983                                       | 1,621,847 | 1,604,271 | 1,587,167 | 1,487,860 | 1,524,407 | 1,474,775 | 1,468,083 | 1,494,021 | 1,500,602 | 1,464,942 | 1,447,742 | 1,428,281 |
|  | 1984                                       | 1,422,747 | 1,429,506 | 1,460,007 | 1,442,107 | 1,513,948 | 1,542,377 | 1,410,644 | 1,359,480 | 1,282,005 | 1,242,318 | 1,210,332 | 1,168,268 |
| D 316708   | 1985                                       | 1,246,166 | 1,209,640 | 1,597,418 | 1,553,171 | 1,547,674 | 1,516,146 | 1,507,748 | 1,506,679 | 1,498,298 | 1,471,176 | 1,445,156 | 1,404,161 |
|  | 1986                                       | 1,414,416 | 1,396,726 | 1,352,547 | 1,333,092 | 1,260,076 | 1,199,997 | 1,167,150 | 1,113,053 | 1,068,702 | 1,024,066 | 955,416   | 903,948   |
|  | 1987                                       | 856,706   | 805,915   | 734,108   | 696,973   | 668,888   |           |           |           |           |           |           |           |
| Inventory held - Total - Des stocks détenus  | 1983                                       | 232,681   | 228,971   | 232,692   | 226,990   | 231,931   | 246,305   | 264,975   | 271,217   | 257,373   | 257,240   | 267,932   | 274,849   |
|  | 1984                                       | 262,345   | 270,079   | 285,942   | 228,403   | 220,593   | 224,685   | 242,137   | 253,669   | 295,384   | 317,471   | 342,911   | 318,035   |
| D 316663   | 1985                                       | 310,116   | 297,456   | 294,603   | 346,703   | 390,227   | 419,599   | 403,377   | 402,250   | 421,448   | 452,882   | 470,093   | 438,691   |
|  | 1986                                       | 478,127   | 492,480   | 506,081   | 518,710   | 544,743   | 534,952   | 554,766   | 567,374   | 594,946   | 615,807   | 618,505   | 603,661   |
|  | 1987                                       | 609,021   | 642,610   | 634,149   | 631,416   | 632,003   |           |           |           |           |           |           |           |
| Raw materials - Matières premières   | 1983                                       | 86,103    | 81,243    | 79,649    | 79,147    | 77,052    | 82,915    | 89,621    | 89,466    | 84,580    | 88,787    | 91,403    | 94,829    |
|  | 1984                                       | 93,217    | 93,061    | 93,268    | 85,332    | 76,970    | 74,359    | 79,968    | 87,237    | 87,968    | 82,213    | 87,068    | 80,595    |
| D 317018   | 1985                                       | 86,308    | 81,817    | 73,050    | 83,679    | 82,213    | 76,161    | 75,709    | 76,948    | 75,065    | 79,555    | 73,815    | 57,717    |
|  | 1986                                       | 67,477    | 67,444    | 60,193    | 61,819    | 61,325    | 62,736    | 68,065    | 59,935    | 70,677    | 76,753    | 81,360    | 79,727    |
|  | 1987                                       | 80,231    | 105,871   | 96,312    | 84,046    | 81,195    |           |           |           |           |           |           |           |
| Goods in process - Produits en cours   | 1983                                       | 137,411   | 139,213   | 146,403   | 141,392   | 147,437   | 155,095   | 166,896   | 176,691   | 166,409   | 158,367   | 165,553   | 169,678   |
|  | 1984                                       | 159,525   | 166,871   | 182,719   | 132,137   | 130,782   | 137,811   | 149,434   | 154,524   | 195,412   | 223,388   | 244,828   | 226,668   |
| D 317373   | 1985                                       | 213,035   | 204,743   | 212,227   | 252,879   | 299,991   | 334,433   | 318,972   | 317,062   | 338,196   | 366,011   | 388,400   | 372,556   |
|  | 1986                                       | 401,077   | 415,516   | 436,183   | 448,814   | 475,728   | 463,831   | 477,741   | 499,803   | 516,983   | 530,417   | 528,079   | 515,580   |
|  | 1987                                       | 519,799   | 528,608   | 528,635   | 537,050   | 539,154   |           |           |           |           |           |           |           |
| Finished products - Produits finis   | 1983                                       | 9,167     | 8,515     | 6,640     | 6,451     | 7,442     | 8,295     | 8,458     | 5,060     | 6,384     | 10,086    | 10,976    | 10,342    |
|  | 1984                                       | 9,603     | 10,147    | 9,955     | 10,934    | 12,841    | 12,515    | 12,735    | 11,908    | 12,004    | 11,870    | 11,015    | 10,772    |
| D 317728   | 1985                                       | 10,773    | 10,896    | 9,326     | 10,145    | 8,023     | 9,005     | 8,696     | 8,240     | 8,187     | 7,316     | 7,878     | 8,418     |
|  | 1986                                       | 9,573     | 9,520     | 9,705     | 8,077     | 7,690     | 8,385     | 8,960     | 7,636     | 7,336     | 8,637     | 9,066     | 8,354     |
|  | 1987                                       | 8,991     | 8,131     | 9,202     | 10,320    | 11,654    |           |           |           |           |           |           |           |
| Shipbuilding and repair industry - Industrie de la construction et de la réparation de navires | 1983                                       | 55,326    | 68,205    | 73,130    | 62,491    | 65,431    | 74,160    | 55,725    | 51,700    | 50,429    | 59,059    | 66,695    | 84,516    |
| Shipments(1) - Livraisons(1)   | 1984                                       | 71,744    | 79,519    | 145,957   | 103,621   | 71,040    | 88,986    | 51,800    | 67,351    | 77,947    | 68,196    | 63,223    | 64,919    |
| D 315599   | 1985                                       | 67,451    | 95,378    | 103,784   | 129,267   | 71,938    | 110,845   | 100,271   | 73,099    | 80,140    | 77,042    | 76,685    | 1,072,547 |
|  | 1986                                       | 73,975    | 65,105    | 76,774    | 67,778    | 75,845    | 63,455    | 54,761    | 60,876    | 60,186    | 61,287    | 57,691    | 54,884    |
|  | 1987                                       | 49,739    | 56,693    | 52,656    | 58,801    | 64,786    |           |           |           |           |           |           | 772,617   |
| Unfilled orders - Commandes en carnet  | 1983                                       | 589,629   | 654,480   | 678,736   | 653,730   | 642,739   | 610,980   | 557,842   | 648,735   | 4,384,140 | 4,406,642 | 4,518,429 | 4,488,663 |
|  | 1984                                       | 4,430,974 | 4,461,885 | 4,306,165 | 4,265,472 | 4,344,777 | 4,293,489 | 4,344,720 | 4,321,319 | 4,310,538 | 4,253,911 | 4,254,725 | 4,230,490 |
| D 316309   | 1985                                       | 4,204,580 | 4,172,706 | 4,135,329 | 4,069,739 | 4,029,979 | 3,968,912 | 3,913,612 | 3,888,774 | 3,830,566 | 3,807,386 | 3,750,317 | 3,695,551 |
|  | 1986                                       | 3,711,666 | 3,666,118 | 3,649,908 | 3,640,620 | 3,627,154 | 3,605,638 | 3,562,256 | 3,511,912 | 3,466,230 | 3,437,375 | 3,394,680 | 3,323,719 |
|  | 1987                                       | 3,177,910 | 3,141,940 | 3,108,115 | 3,067,434 | 3,026,869 |           |           |           |           |           |           |           |
| Inventory owned - Total - Des stocks possédés  | 1983                                       | 144,313   | 150,520   | 189,252   | 184,825   | 190,300   | 188,259   | 141,203   | 115,694   | 120,541   | 70,992    | 61,556    | 69,031    |
|  | 1984                                       | 126,050   | 164,496   | 161,327   | 141,700   | 147,259   | 139,030   | 160,272   | 159,756   | 159,604   | 153,792   | 152,717   | 167,320   |
| D 318084   | 1985                                       | 161,846   | 169,136   | 174,507   | 163,168   | 123,085   | 194,617   | 177,180   | 169,873   | 162,477   | 155,411   | 141,038   | 164,541   |
|  | 1986                                       | 157,653   | 154,466   | 141,100   | 134,805   | 127,676   | 126,737   | 115,649   | 135,492   | 127,544   | 117,424   | 122,213   | 138,974   |
|  | 1987                                       | 134,182   | 141,927   | 132,579   | 126,135   | 103,625   |           |           |           |           |           |           |           |
| Inventory held - Total - Des stocks détenus  | 1983                                       | 447,812   | 457,142   | 470,951   | 493,216   | 535,564   | 538,119   | 509,300   | 498,477   | 459,853   | 435,993   | 407,189   | 401,716   |
|  | 1984                                       | 437,285   | 479,967   | 488,122   | 501,550   | 456,226   | 444,054   | 443,233   | 454,883   | 465,000   | 473,812   | 483,124   | 511,793   |
| D 316664   | 1985                                       | 515,482   | 521,031   | 524,128   | 531,555   | 495,334   | 553,934   | 551,927   | 502,258   | 520,764   | 519,140   | 529,935   | 541,643   |
|  | 1986                                       | 553,211   | 569,022   | 580,379   | 597,932   | 595,027   | 583,842   | 588,286   | 535,636   | 549,209   | 524,220   | 518,294   | 494,726   |
|  | 1987                                       | 491,720   | 529,632   | 523,812   | 530,718   | 470,479   |           |           |           |           |           |           |           |

See footnote(s) at end of statistical tables - Voir note(s) à la fin des tableaux statistiques.

TABLE 6. Estimated Value of Shipments, Orders and Inventories in Selected Individual Industries

TABLEAU 6. Valeur estimative des livraisons, commandes et stocks de certaines industries particulières

| SIC 1980<br>CAE 1980  | Month - Mois |         |         |         |         |         |         |         |         |         |         |         | Total   |           |
|---|--------------|---------|---------|---------|---------|---------|---------|---------|---------|---------|---------|---------|---------|-----------|
|   | Jan.         | Feb.    | March   | April   | May     | June    | July    | Aug.    | Sept.   | Oct.    | Nov.    | Dec.    |         |           |
|   | Janv.        | Fév.    | Mars    | Avril   | Mai     | Juin    | Juill.  | Août    | Sept.   | Oct.    | Nov.    | Déc.    |         |           |
| thousands of dollars - milliers de dollars  |              |         |         |         |         |         |         |         |         |         |         |         |         |           |
| <b>ELECTRICAL AND ELECTRONIC PRODUCTS INDUSTRIES - INDUSTRIES DES PRODUITS ELECTRIQUES ET ELECTRONIQUES:</b>          |              |         |         |         |         |         |         |         |         |         |         |         |         |           |
| Small electrical appliance industry - Industrie des petits appareils électriques                                      | 1983         | 29,496  | 30,942  | 35,864  | 28,849  | 28,756  | 33,813  | 28,350  | 35,225  | 37,174  | 33,986  | 31,506  | 24,337  | 378,298   |
| Shipments - Livraisons  | 1984         | 31,286  | 33,044  | 34,932  | 28,724  | 31,173  | 40,147  | 35,071  | 37,977  | 42,910  | 38,698  | 33,097  | 30,553  | 417,612   |
| D 315603 33 331   | 1985         | 30,895  | 35,833  | 41,082  | 37,647  | 39,274  | 38,664  | 31,205  | 35,512  | 42,224  | 41,833  | 36,365  | 34,066  | 444,600   |
|   | 1986         | 35,179  | 39,546  | 39,908  | 39,079  | 41,637  | 41,026  | 41,058  | 50,838  | 46,037  | 42,944  | 34,821  | 490,126 |           |
|   | 1987         | 35,274  | 38,471  | 38,640  | 40,391  | 38,900  |         |         |         |         |         |         |         |           |
| Inventory owned - Total - Des stocks possédés   | 1983         | 80,437  | 79,028  | 83,989  | 91,747  | 94,302  | 97,771  | 88,886  | 73,637  | 72,840  | 71,155  | 75,010  | 82,562  | ...       |
| D 318088 33 331   | 1984         | 89,422  | 87,671  | 89,589  | 96,905  | 101,737 | 98,245  | 86,501  | 73,006  | 86,454  | 89,747  | 87,145  | 86,171  | ...       |
|   | 1985         | 89,798  | 88,525  | 92,071  | 95,526  | 100,605 | 96,028  | 104,042 | 102,981 | 102,656 | 103,630 | 106,660 | 106,081 | ...       |
|   | 1986         | 105,339 | 97,305  | 98,730  | 100,032 | 98,246  | 101,740 | 100,129 | 99,948  | 94,889  | 92,637  | 93,270  | 93,558  | ...       |
|   | 1987         | 96,454  | 94,395  | 97,730  | 102,485 | 104,814 |         |         |         |         |         |         |         | ...       |
| Major appliance industry (electric and non electric) - Industrie des gros appareils (électriques ou non)              | 1983         | 55,539  | 60,985  | 65,929  | 67,634  | 66,338  | 89,889  | 93,608  | 77,837  | 95,955  | 93,756  | 82,456  | 74,505  | 924,431   |
| Shipments - Livraisons  | 1984         | 64,879  | 74,871  | 72,778  | 72,525  | 75,551  | 93,517  | 83,054  | 73,507  | 81,578  | 77,758  | 65,263  | 71,050  | 906,331   |
| D 315604 33 332   | 1985         | 55,167  | 66,193  | 76,807  | 78,553  | 75,909  | 90,620  | 80,484  | 70,099  | 83,294  | 86,689  | 74,970  | 73,248  | 912,033   |
|   | 1986         | 61,897  | 73,375  | 76,828  | 83,642  | 78,896  | 86,939  | 71,501  | 75,347  | 78,671  | 81,089  | 72,306  | 72,460  | 912,951   |
|   | 1987         | 63,994  | 77,222  | 91,547  | 92,731  | 84,135  |         |         |         |         |         |         |         | ...       |
| New orders - Nouvelles commandes  | 1983         | 60,434  | 67,095  | 67,481  | 67,974  | 62,852  | 85,240  | 95,660  | 77,255  | 94,285  | 93,627  | 81,473  | 74,561  | ...       |
| D 315959 33 332   | 1984         | 65,279  | 76,539  | 77,061  | 69,428  | 73,368  | 89,841  | 80,743  | 71,010  | 80,041  | 77,832  | 69,635  | 70,393  | ...       |
|   | 1985         | 62,737  | 72,646  | 78,584  | 74,787  | 73,160  | 91,286  | 79,739  | 69,749  | 78,537  | 84,041  | 77,373  | 70,337  | ...       |
|   | 1986         | 72,514  | 80,175  | 72,868  | 82,564  | 74,941  | 86,917  | 71,040  | 74,638  | 71,101  | 85,322  | 77,184  | 78,043  | ...       |
|   | 1987         | 71,602  | 89,502  | 90,885  | 80,316  | 58,179  |         |         |         |         |         |         |         | ...       |
| Unfilled orders - Commandes en carnet   | 1983         | 30,337  | 36,447  | 37,999  | 38,339  | 34,853  | 30,204  | 32,256  | 31,674  | 30,004  | 29,875  | 28,892  | 28,948  | ...       |
| D 316314 33 332   | 1984         | 29,348  | 31,016  | 35,299  | 32,202  | 30,019  | 26,343  | 24,032  | 21,525  | 19,998  | 20,072  | 24,444  | 23,787  | ...       |
|   | 1985         | 31,357  | 37,810  | 39,587  | 35,821  | 33,072  | 33,738  | 32,993  | 32,643  | 27,886  | 25,238  | 27,641  | 24,730  | ...       |
|   | 1986         | 35,347  | 42,147  | 38,187  | 37,109  | 33,154  | 33,132  | 32,671  | 31,967  | 24,392  | 28,625  | 33,503  | 39,086  | ...       |
|   | 1987         | 46,694  | 58,974  | 58,312  | 46,397  | 20,441  |         |         |         |         |         |         |         | ...       |
| Inventory owned - Total - Des stocks possédés   | 1983         | 179,660 | 180,949 | 192,243 | 181,804 | 196,689 | 197,010 | 171,061 | 171,308 | 179,261 | 184,085 | 189,606 | 199,594 | ...       |
| D 318089 33 332   | 1984         | 199,632 | 210,418 | 215,594 | 220,455 | 227,548 | 225,550 | 207,646 | 206,771 | 201,252 | 188,858 | 191,391 | 185,757 | ...       |
|   | 1985         | 185,804 | 190,736 | 193,010 | 198,369 | 199,718 | 201,320 | 190,095 | 185,911 | 180,145 | 169,664 | 173,878 | 178,114 | ...       |
|   | 1986         | 185,482 | 192,945 | 204,030 | 205,964 | 207,774 | 204,444 | 198,397 | 193,974 | 189,351 | 179,709 | 184,087 | 192,490 | ...       |
|   | 1987         | 196,057 | 200,160 | 207,670 | 209,245 | 213,309 |         |         |         |         |         |         |         | ...       |
| Raw materials - Matières premières  | 1983         | 38,219  | 39,187  | 39,552  | 39,034  | 39,731  | 40,111  | 37,891  | 41,403  | 41,547  | 38,090  | 37,630  | 36,122  | ...       |
| D 317024 33 332   | 1984         | 35,628  | 34,625  | 37,336  | 35,142  | 35,443  | 34,231  | 33,316  | 36,304  | 34,532  | 31,385  | 33,261  | 33,810  | ...       |
|   | 1985         | 36,537  | 37,549  | 35,809  | 37,544  | 34,999  | 36,824  | 35,467  | 35,287  | 36,013  | 34,595  | 37,809  | 35,853  | ...       |
|   | 1986         | 41,025  | 41,613  | 41,243  | 39,781  | 43,112  | 40,123  | 39,477  | 40,549  | 38,873  | 36,120  | 35,441  | 37,831  | ...       |
|   | 1987         | 38,787  | 39,880  | 41,914  | 41,377  | 43,050  |         |         |         |         |         |         |         | ...       |
| Goods in process - Produits en cours  | 1983         | 35,684  | 33,166  | 32,998  | 38,476  | 38,274  | 37,712  | 36,707  | 37,090  | 39,663  | 42,797  | 40,773  | 43,731  | ...       |
| D 317379 33 332   | 1984         | 43,913  | 43,145  | 42,301  | 45,924  | 46,437  | 44,368  | 39,152  | 43,019  | 43,986  | 39,635  | 40,233  | 41,749  | ...       |
|   | 1985         | 39,561  | 37,948  | 38,338  | 39,906  | 40,074  | 39,136  | 39,850  | 42,725  | 39,490  | 38,292  | 38,669  | 37,926  | ...       |
|   | 1986         | 37,742  | 38,417  | 36,944  | 40,435  | 42,169  | 42,007  | 43,921  | 44,235  | 42,793  | 42,330  | 38,742  | 40,846  | ...       |
|   | 1987         | 40,286  | 40,272  | 41,947  | 40,023  | 38,544  |         |         |         |         |         |         |         | ...       |
| Finished products - Produits finis  | 1983         | 105,757 | 108,596 | 119,693 | 104,294 | 118,734 | 119,187 | 96,463  | 92,815  | 98,051  | 103,198 | 111,203 | 119,701 | ...       |
| D 317734 33 332   | 1984         | 120,091 | 132,648 | 135,957 | 139,389 | 145,668 | 146,951 | 135,178 | 127,448 | 122,734 | 117,838 | 117,897 | 110,193 | ...       |
|   | 1985         | 109,706 | 115,239 | 118,863 | 120,919 | 124,645 | 125,360 | 114,778 | 107,899 | 104,642 | 96,777  | 97,400  | 104,335 | ...       |
|   | 1986         | 106,715 | 112,915 | 125,843 | 125,748 | 122,493 | 122,314 | 114,999 | 109,190 | 107,685 | 101,259 | 109,904 | 113,813 | ...       |
|   | 1987         | 116,984 | 120,008 | 123,809 | 127,845 | 131,715 |         |         |         |         |         |         |         | ...       |
| Lighting fixture industry - Industrie des appareils d'éclairage fixes   | 1983         | 21,068  | 20,897  | 24,297  | 21,642  | 22,511  | 23,794  | 19,685  | 24,763  | 27,189  | 25,405  | 26,992  | 24,198  | 281,941   |
| Shipments - Livraisons  | 1984         | 22,701  | 24,329  | 26,592  | 25,791  | 26,096  | 28,420  | 22,507  | 25,858  | 28,421  | 29,544  | 32,512  | 27,057  | 319,828   |
| D 315606 33 3331  | 1985         | 26,860  | 27,242  | 30,393  | 29,309  | 29,843  | 31,884  | 26,301  | 30,479  | 33,527  | 34,534  | 33,491  | 31,292  | 365,155   |
|   | 1986         | 31,733  | 33,387  | 32,648  | 35,515  | 33,134  | 34,995  | 29,454  | 32,274  | 38,895  | 36,924  | 37,928  | 33,880  | 410,767   |
|   | 1987         | 33,702  | 35,351  | 39,010  | 36,894  | 32,981  |         |         |         |         |         |         |         | ...       |
| Inventory owned - Total - Des stocks possédés   | 1983         | 52,039  | 54,008  | 54,935  | 57,653  | 52,568  | 63,344  | 63,254  | 62,865  | 62,468  | 66,562  | 68,348  | 67,264  | ...       |
| D 318091 33 3331  | 1984         | 68,896  | 72,886  | 74,771  | 74,025  | 72,647  | 72,226  | 72,276  | 71,018  | 72,676  | 75,704  | 73,545  | 77,802  | ...       |
|   | 1985         | 74,748  | 76,414  | 74,233  | 79,024  | 78,872  | 85,046  | 81,522  | 82,715  | 84,096  | 81,799  | 86,288  | 83,391  | ...       |
|   | 1986         | 78,037  | 93,157  | 96,837  | 98,272  | 99,687  | 104,930 | 103,582 | 97,520  | 100,508 | 97,270  | 95,975  | 99,537  | ...       |
|   | 1987         | 100,746 | 102,804 | 101,660 | 103,986 | 107,065 |         |         |         |         |         |         |         | ...       |
| Electric lamp (bulb and tubes industry) - Industries des lampes électriques (ampoules et tubes)                       | 1983         | 15,047  | 16,684  | 17,549  | 17,620  | 15,269  | 15,124  | 16,098  | 15,690  | 17,744  | 19,500  | 20,297  | 19,788  | 206,410   |
| Shipments - Livraisons  | 1984         | 16,808  | 17,020  | 19,360  | 18,703  | 18,638  | 19,777  | 19,451  | 15,861  | 18,495  | 19,928  | 20,959  | 22,056  | 227,056   |
| D 315608 33 3333  | 1985         | 19,922  | 20,051  | 21,768  | 26,997  | 27,471  | 17,216  | 15,563  | 17,786  | 18,710  | 19,236  | 19,171  | 18,829  | 243,820   |
|   | 1986         | 21,416  | 21,224  | 20,394  | 20,113  | 19,864  | 19,727  | 16,294  | 18,418  | 18,164  | 21,178  | 22,106  | 19,300  | 238,198   |
|   | 1987         | 20,620  | 21,298  | 21,107  | 21,604  | 23,173  |         |         |         |         |         |         |         | ...       |
| Inventory owned - Total - Des stocks possédés   | 1983         | 39,093  | 40,963  | 41,523  | 43,234  | 45,179  | 46,743  | 46,848  | 46,066  | 45,910  | 46,441  | 47,243  | 44,977  | ...       |
| D 318093 33 3333  | 1984         | 43,044  | 43,344  | 44,581  | 48,160  | 49,202  | 49,448  | 49,003  | 47,859  | 47,508  | 48,882  | 49,528  | 52,795  | ...       |
|   | 1985         | 51,601  | 52,039  | 52,349  | 52,944  | 53,167  | 53,112  | 52,811  | 52,937  | 52,857  | 54,648  | 55,222  | 56,480  | ...       |
|   | 1986         | 54,769  | 56,763  | 57,110  | 57,177  | 55,630  | 54,781  | 53,844  | 53,870  | 53,913  | 54,999  | 55,625  | 56,680  | ...       |
|   | 1987         | 56,464  | 57,475  | 57,146  | 57,023  | 57,242  |         |         |         |         |         |         |         | ...       |
| Communication and other electronic equipment - Ind. de l'équipement de communication et d'autre matériel électronique | 1983         | 233,878 | 224,861 | 291,278 | 255,264 | 257,285 | 263,896 | 212,932 | 223,562 | 263,636 | 269,512 | 275,849 | 333,456 | 3,125,400 |
| Shipments - Livraisons  | 1984         | 269,491 | 262,929 | 309,949 | 266,324 | 281,007 | 334,924 | 260,947 | 279,516 | 337,697 | 315,016 | 340,187 | 380,677 | 3,638,659 |
| D 315610 33 335   | 1985         | 288,180 | 319,624 | 383,586 | 342,139 | 339,538 | 369,046 | 304,636 | 307,629 | 374,451 | 326,944 | 360,654 | 400,692 | 4,127,124 |
|   | 1986         | 374,233 | 336,559 | 385,297 | 342,243 | 370,135 | 391,417 | 351,754 |         |         |         |         |         |           |



TABLE 6. Estimated Value of Shipments, Orders and Inventories in Selected Individual Industries

TABLEAU 6. Valeur estimative des livraisons, commandes et stocks de certaines industries particulières

| CIC 1980<br>CAB 1980  | Month - Mois                               |              |               |                |            |             |                |              |           |           |           |              | Total     |            |
|---|--|--------------|---------------|----------------|------------|-------------|----------------|--------------|-----------|-----------|-----------|--------------|-----------|------------|
|   | Jan.<br>Janv.                              | Feb.<br>Fev. | March<br>Mars | April<br>Avril | May<br>Mai | June<br>Jun | July<br>Juill. | Aug.<br>Août | Sept.     | Oct.      | Nov.      | Dec.<br>Déc. |           |            |
|   | thousands of dollars - milliers de dollars |              |               |                |            |             |                |              |           |           |           |              |           |            |
| New orders - Nouvelles commandes  | 1983                                       | 185,919      | 190,692       | 270,103        | 258,868    | 316,476     | 221,012        | 349,947      | 239,899   | 286,594   | 268,591   | 282,054      | 305,874   | 2,312,786  |
|   | 1984                                       | 296,068      | 242,050       | 377,551        | 373,112    | 628,234     | 385,081        | 265,736      | 298,825   | 314,676   | 320,986   | 361,646      | 383,380   | 2,312,786  |
|   | 1985                                       | 277,134      | 301,941       | 392,219        | 352,171    | 312,304     | 476,307        | 337,143      | 303,242   | 359,977   | 396,389   | 312,622      | 422,339   | 2,312,786  |
| D 315965 33 335   | 1986                                       | 358,813      | 347,988       | 378,093        | 340,110    | 355,763     | 371,684        | 359,427      | 371,748   | 331,431   | 368,475   | 375,422      | 255,092   | 2,312,786  |
|   | 1987                                       | 298,150      | 378,740       | 353,155        | 316,306    | 501,755     |                |              |           |           |           |              |           | 2,312,786  |
| Unfilled orders - Commandes en carnet   | 1983                                       | 1,605,521    | 1,571,352     | 1,550,177      | 1,553,781  | 1,612,972   | 1,570,088      | 1,707,103    | 1,723,440 | 1,726,398 | 1,725,477 | 1,731,682    | 1,704,100 | 13,116,616 |
|   | 1984                                       | 1,730,677    | 1,709,798     | 1,777,400      | 1,884,188  | 2,231,415   | 2,281,572      | 2,286,361    | 2,305,670 | 2,282,649 | 2,288,619 | 2,310,078    | 2,312,786 | 13,116,616 |
|   | 1985                                       | 2,301,740    | 2,284,057     | 2,292,690      | 2,302,722  | 2,275,488   | 2,382,749      | 2,415,256    | 2,410,869 | 2,396,395 | 2,465,840 | 2,417,808    | 2,434,450 | 13,116,616 |
| D 316320 33 335   | 1986                                       | 2,419,030    | 2,430,459     | 2,423,255      | 2,421,122  | 2,406,750   | 2,387,017      | 2,394,690    | 2,450,591 | 2,443,121 | 2,453,785 | 2,486,160    | 2,349,718 | 13,116,616 |
|   | 1987                                       | 2,321,678    | 2,370,420     | 2,349,167      | 2,289,340  | 2,428,033   |                |              |           |           |           |              |           | 13,116,616 |
| Inventory held - Total - Des stocks détenus   | 1983                                       | 817,913      | 827,621       | 834,880        | 833,741    | 827,032     | 829,587        | 819,810      | 822,384   | 839,514   | 833,754   | 836,470      | 839,494   | 6,812,418  |
|   | 1984                                       | 905,714      | 943,996       | 994,397        | 1,025,370  | 1,027,876   | 1,056,323      | 1,074,319    | 1,067,035 | 1,090,814 | 1,135,688 | 1,114,079    | 1,090,084 | 6,812,418  |
|   | 1985                                       | 1,119,744    | 1,147,368     | 1,172,634      | 1,160,865  | 1,151,588   | 1,161,435      | 1,165,245    | 1,123,779 | 1,162,258 | 1,205,086 | 1,183,536    | 1,173,458 | 6,812,418  |
| D 316675 33 335   | 1986                                       | 1,208,271    | 1,205,255     | 1,215,840      | 1,201,139  | 1,191,967   | 1,192,072      | 1,196,106    | 1,185,917 | 1,175,390 | 1,204,813 | 1,210,249    | 1,189,271 | 6,812,418  |
|   | 1987                                       | 1,183,027    | 1,194,621     | 1,196,504      | 1,190,561  | 1,187,266   |                |              |           |           |           |              |           | 6,812,418  |
| Raw materials - Matières premières  | 1983                                       | 221,839      | 223,302       | 234,145        | 246,338    | 243,875     | 243,587        | 253,158      | 251,945   | 252,742   | 253,240   | 249,918      | 262,554   | 1,912,418  |
|   | 1984                                       | 284,465      | 301,461       | 328,371        | 351,981    | 354,582     | 361,750        | 373,638      | 378,197   | 386,922   | 402,828   | 370,715      | 377,875   | 1,912,418  |
|   | 1985                                       | 375,128      | 388,234       | 396,483        | 397,374    | 386,016     | 387,315        | 395,718      | 348,877   | 366,581   | 367,087   | 346,545      | 369,348   | 1,912,418  |
| D 317030 33 335   | 1986                                       | 370,463      | 364,675       | 369,986        | 350,179    | 361,055     | 359,177        | 358,623      | 355,672   | 348,496   | 353,539   | 351,429      | 348,768   | 1,912,418  |
|   | 1987                                       | 345,248      | 341,145       | 344,107        | 340,386    | 341,773     |                |              |           |           |           |              |           | 1,912,418  |
| Goods in process - Produits en cours  | 1983                                       | 449,359      | 450,742       | 450,864        | 438,944    | 438,960     | 440,151        | 431,177      | 436,494   | 448,777   | 446,264   | 453,365      | 441,369   | 3,612,418  |
|   | 1984                                       | 472,622      | 494,324       | 512,881        | 510,247    | 513,725     | 525,249        | 537,102      | 518,272   | 528,479   | 544,078   | 554,736      | 530,638   | 3,612,418  |
|   | 1985                                       | 558,922      | 567,601       | 574,980        | 557,895    | 567,407     | 572,900        | 580,075      | 581,824   | 594,968   | 629,841   | 629,038      | 610,264   | 3,612,418  |
| D 317385 33 335   | 1986                                       | 644,006      | 653,030       | 656,296        | 652,959    | 636,150     | 630,660        | 639,687      | 676,221   | 619,581   | 644,598   | 648,563      | 633,647   | 3,612,418  |
|   | 1987                                       | 624,229      | 644,617       | 643,083        | 636,996    | 631,945     |                |              |           |           |           |              |           | 3,612,418  |
| Finished products - Produits finis  | 1983                                       | 146,715      | 153,577       | 149,871        | 148,459    | 144,197     | 145,849        | 135,475      | 133,945   | 138,495   | 134,250   | 133,187      | 135,571   | 1,082,418  |
|   | 1984                                       | 148,627      | 148,211       | 153,145        | 163,142    | 159,569     | 169,324        | 163,579      | 170,566   | 175,413   | 188,782   | 188,628      | 181,571   | 1,082,418  |
|   | 1985                                       | 185,694      | 191,533       | 201,171        | 205,446    | 198,165     | 201,220        | 189,452      | 193,078   | 200,709   | 213,158   | 207,953      | 193,846   | 1,082,418  |
| D 317740 33 335   | 1986                                       | 193,802      | 187,550       | 189,558        | 198,001    | 194,762     | 202,235        | 197,796      | 204,024   | 207,313   | 206,676   | 210,257      | 206,856   | 1,082,418  |
|   | 1987                                       | 213,550      | 208,859       | 209,314        | 213,179    | 213,548     |                |              |           |           |           |              |           | 1,082,418  |
| Office, store and business machine industries - Industries de machines pour bureaux, magasins et commerces: | 1983                                       | 71,793       | 101,608       | 118,616        | 89,364     | 101,592     | 120,109        | 89,541       | 103,437   | 117,117   | 93,147    | 138,811      | 137,712   | 1,282,847  |
| Shipments - Livraisons  | 1984                                       | 100,064      | 116,262       | 132,646        | 107,659    | 119,344     | 126,226        | 141,399      | 119,454   | 145,806   | 147,805   | 149,188      | 171,416   | 1,572,269  |
| D 315614 33 336   | 1985                                       | 108,214      | 129,263       | 167,398        | 121,565    | 127,177     | 145,244        | 109,222      | 110,220   | 131,988   | 113,075   | 124,606      | 141,084   | 1,572,269  |
|   | 1986                                       | 93,029       | 121,950       | 147,487        | 117,536    | 122,545     | 129,839        | 107,744      | 110,996   | 132,396   | 118,156   | 126,602      | 144,332   | 1,472,612  |
|   | 1987                                       | 100,884      | 110,703       | 143,631        | 129,204    | 128,410     |                |              |           |           |           |              |           | 1,472,612  |
| Inventory owned - Total - Des stocks possédés   | 1983                                       | 398,114      | 406,907       | 399,342        | 393,154    | 397,663     | 359,535        | 336,467      | 344,267   | 365,102   | 421,692   | 414,852      | 412,773   | 3,312,418  |
|   | 1984                                       | 442,548      | 449,930       | 463,524        | 510,334    | 513,910     | 511,216        | 487,997      | 512,022   | 493,350   | 503,028   | 475,876      | 440,173   | 3,312,418  |
|   | 1985                                       | 482,361      | 496,631       | 451,401        | 466,493    | 490,426     | 452,015        | 479,489      | 500,073   | 471,922   | 493,962   | 489,470      | 467,034   | 3,312,418  |
| D 318099 33 336   | 1986                                       | 491,794      | 497,442       | 464,495        | 456,067    | 438,521     | 430,045        | 435,986      | 431,005   | 419,041   | 434,361   | 412,286      | 387,464   | 3,312,418  |
|   | 1987                                       | 418,007      | 442,888       | 422,714        | 413,912    | 439,731     |                |              |           |           |           |              |           | 3,312,418  |
| Raw materials - Matières premières  | 1983                                       | 237,282      | 242,884       | 241,205        | 233,416    | 221,601     | 209,179        | 199,106      | 204,564   | 227,918   | 244,767   | 248,238      | 263,868   | 1,912,418  |
|   | 1984                                       | 300,527      | 289,098       | 302,248        | 323,966    | 330,115     | 329,954        | 312,283      | 331,091   | 322,647   | 317,617   | 301,649      | 304,969   | 1,912,418  |
| D 317034 33 336   | 1985                                       | 296,154      | 292,988       | 272,490        | 285,039    | 303,657     | 280,138        | 297,309      | 296,761   | 267,909   | 270,232   | 260,743      | 245,827   | 1,912,418  |
|   | 1986                                       | 246,344      | 244,263       | 241,788        | 237,631    | 234,312     | 243,273        | 255,174      | 251,647   | 248,475   | 253,639   | 242,606      | 236,473   | 1,912,418  |
|   | 1987                                       | 255,630      | 274,581       | 262,858        | 259,129    | 272,139     |                |              |           |           |           |              |           | 1,912,418  |
| Goods in process - Produits en cours  | 1983                                       | 78,822       | 82,591        | 86,247         | 91,056     | 85,772      | 75,755         | 72,588       | 73,003    | 80,346    | 101,739   | 88,843       | 76,056    | 612,418    |
|   | 1984                                       | 85,783       | 86,680        | 78,847         | 97,757     | 95,571      | 90,503         | 82,434       | 77,056    | 76,111    | 95,945    | 82,634       | 70,832    | 612,418    |
|   | 1985                                       | 77,959       | 86,645        | 90,914         | 74,299     | 74,766      | 72,854         | 68,710       | 78,491    | 74,107    | 83,632    | 90,659       | 87,611    | 612,418    |
| D 317389 33 336   | 1986                                       | 101,380      | 107,489       | 97,526         | 97,945     | 98,548      | 90,575         | 83,529       | 83,314    | 79,564    | 92,474    | 83,252       | 81,714    | 612,418    |
|   | 1987                                       | 84,808       | 87,811        | 85,789         | 92,748     | 105,895     |                |              |           |           |           |              |           | 612,418    |
| Finished products - Produits finis  | 1983                                       | 82,010       | 81,432        | 71,890         | 68,682     | 90,290      | 74,651         | 64,773       | 66,700    | 56,838    | 75,186    | 77,771       | 72,849    | 512,418    |
|   | 1984                                       | 56,238       | 74,152        | 82,434         | 88,611     | 88,274      | 90,759         | 93,280       | 103,875   | 94,592    | 94,466    | 91,593       | 64,372    | 512,418    |
|   | 1985                                       | 108,248      | 116,998       | 87,997         | 107,155    | 112,003     | 99,023         | 113,470      | 130,821   | 129,906   | 140,098   | 138,068      | 133,596   | 512,418    |
| D 317744 33 336   | 1986                                       | 144,070      | 145,690       | 125,181        | 120,491    | 105,661     | 96,197         | 97,283       | 96,044    | 91,002    | 88,248    | 86,428       | 69,779    | 512,418    |
|   | 1987                                       | 77,569       | 80,496        | 74,067         | 62,035     | 61,697      |                |              |           |           |           |              |           | 512,418    |
| Electrical industrial equipment industries - Industries du matériel électrique d'usage industriel:          | 1983                                       | 127,509      | 126,545       | 137,547        | 127,920    | 119,352     | 140,742        | 107,546      | 102,921   | 121,851   | 130,681   | 128,725      | 132,218   | 1,503,552  |
| Shipments - Livraisons  | 1984                                       | 110,569      | 115,730       | 130,158        | 126,556    | 127,173     | 139,624        | 113,405      | 121,005   | 136,566   | 155,599   | 167,294      | 160,594   | 1,604,373  |
| D 315618 33 337   | 1985                                       | 134,895      | 156,014       | 186,659        | 173,206    | 170,484     | 166,941        | 146,480      | 143,104   | 175,440   | 180,037   | 175,360      | 170,571   | 1,604,373  |
|   | 1986                                       | 157,614      | 166,672       | 172,263        | 179,665    | 162,657     | 185,525        | 163,491      | 164,205   | 195,268   | 181,229   | 197,292      | 181,366   | 2,102,241  |
|   | 1987                                       | 146,905      | 168,566       | 187,023        | 177,947    | 178,029     |                |              |           |           |           |              |           | 2,102,241  |
| New orders - Nouvelles commandes  | 1983                                       | 54,331       | 100,355       | 103,340        | 161,955    | 107,098     | 205,281        | 17,267       | 92,844    | 133,677   | 146,990   | 152,503      | 145,505   | 1,149,786  |
|   | 1984                                       | 131,197      | 155,356       | 143,421        | 162,885    | 109,009     | 120,306        | 122,306      | 259,182   | 149,673   | 198,652   | 75,141       | 149,786   | 1,149,786  |
|   | 1985                                       | 342,260      | 126,307       | 279,294        | 212,294    | 157,753     | 163,735        | 156,445      | 233,311   | 182,418   | 161,207   | 184,212      | 167,629   | 1,149,786  |
| D 315673 33 337   | 1986                                       | 170,054      | 177,988       | 184,348        | 168,737    | 158,521     | 168,149        | 165,736      |           |           |           |              |           |            |

TABLE 6. Estimated Value of Shipments, Orders and Inventories in Selected Individual Industries

TABLEAU 6. Valeur estimative des livraisons, commandes et stocks de certaines industries particulières

| SIC 1980<br>CAF 1980   | Months - Mois |            |               |                |            |              |               |             |         |         |         |         | Total   |           |
|--|---------------|------------|---------------|----------------|------------|--------------|---------------|-------------|---------|---------|---------|---------|---------|-----------|
|  | Jan<br>Janv   | Feb<br>Fév | March<br>Mars | April<br>Avril | May<br>Mai | June<br>Juin | July<br>Juill | Aug<br>Août | Sept    | Oct     | Nov     | Dec     |         |           |
| Thousands of dollars - milliers de dollars   |               |            |               |                |            |              |               |             |         |         |         |         |         |           |
| Inventory owned - Total - Des stocks possédés  | 1983          | 475,718    | 425,144       | 391,856        | 391,494    | 388,478      | 379,172       | 363,062     | 363,973 | 366,323 | 383,294 | 386,048 | 382,606 |           |
|  | 1984          | 383,301    | 383,469       | 395,050        | 397,737    | 406,787      | 414,376       | 395,934     | 418,639 | 432,473 | 438,666 | 404,184 | 443,121 |           |
|  | 1985          | 391,180    | 403,658       | 412,019        | 418,293    | 462,029      | 474,458       | 421,318     | 436,176 | 464,558 | 442,558 | 475,126 | 421,963 |           |
|  | 1986          | 429,526    | 430,529       | 431,690        | 447,159    | 437,991      | 440,964       | 436,615     | 436,851 | 436,851 | 431,656 | 418,195 | 419,412 |           |
| D 318103   | 33 337        | 1987       | 426,214       | 418,749        | 425,478    | 427,463      | 434,042       |             |         |         |         |         |         |           |
| Inventory held - Total - Des stocks détenus  | 1983          | 481,630    | 455,854       | 439,314        | 438,235    | 431,452      | 419,634       | 399,687     | 405,440 | 406,894 | 421,522 | 426,943 | 419,323 |           |
|  | 1984          | 423,327    | 423,730       | 443,367        | 451,890    | 457,295      | 472,586       | 460,756     | 513,166 | 527,942 | 539,329 | 521,763 | 544,676 |           |
|  | 1985          | 537,684    | 554,165       | 557,221        | 561,186    | 603,993      | 565,862       | 563,371     | 577,627 | 603,024 | 580,424 | 563,183 | 561,277 |           |
|  | 1986          | 567,451    | 568,221       | 570,230        | 587,382    | 580,328      | 579,566       | 577,634     | 579,309 | 577,445 | 574,775 | 561,939 | 562,316 |           |
| D 316683   | 33 337        | 1987       | 570,530       | 564,352        | 568,265    | 572,299      | 581,110       |             |         |         |         |         |         |           |
| Raw materials - Matières premières   | 1983          | 162,326    | 160,190       | 156,524        | 150,959    | 147,767      | 143,722       | 144,303     | 142,311 | 137,169 | 137,343 | 139,613 | 141,052 |           |
|  | 1984          | 148,699    | 145,022       | 150,017        | 150,718    | 151,952      | 169,040       | 162,713     | 167,632 | 158,313 | 166,372 | 154,375 | 187,358 |           |
|  | 1985          | 156,088    | 162,496       | 159,471        | 159,074    | 163,948      | 177,277       | 175,160     | 171,036 | 178,246 | 180,589 | 179,076 | 178,810 |           |
|  | 1986          | 182,141    | 179,041       | 184,379        | 190,590    | 186,289      | 183,562       | 184,895     | 188,502 | 184,552 | 176,236 | 180,070 | 184,145 |           |
| D 317038   | 33 337        | 1987       | 176,658       | 175,213        | 177,453    | 180,246      | 185,014       |             |         |         |         |         |         |           |
| Goods in process - Produits en cours   | 1983          | 228,851    | 210,534       | 200,069        | 204,222    | 197,883      | 195,752       | 179,921     | 183,665 | 183,458 | 195,620 | 200,344 | 190,100 |           |
|  | 1984          | 199,938    | 203,319       | 216,368        | 224,147    | 224,632      | 220,954       | 222,886     | 223,081 | 296,618 | 296,378 | 296,884 | 286,100 |           |
|  | 1985          | 306,958    | 314,998       | 322,950        | 325,858    | 362,542      | 316,175       | 313,877     | 322,900 | 340,309 | 317,205 | 300,285 | 301,028 |           |
|  | 1986          | 302,648    | 304,577       | 301,455        | 312,050    | 307,727      | 307,366       | 305,967     | 303,362 | 304,591 | 310,703 | 294,814 | 293,715 |           |
| D 317393   | 33 337        | 1987       | 309,994       | 306,128        | 307,134    | 308,809      | 313,351       |             |         |         |         |         |         |           |
| Finished products - Produits finis   | 1983          | 90,453     | 85,130        | 82,721         | 83,054     | 85,802       | 80,160        | 75,463      | 79,464  | 86,267  | 88,559  | 86,986  | 88,171  |           |
|  | 1984          | 74,690     | 75,389        | 76,982         | 77,025     | 80,711       | 82,592        | 75,157      | 72,453  | 73,011  | 76,579  | 70,504  | 71,218  |           |
|  | 1985          | 74,638     | 76,671        | 74,800         | 76,254     | 77,503       | 72,210        | 74,334      | 83,691  | 84,469  | 82,630  | 83,822  | 81,439  |           |
|  | 1986          | 82,662     | 84,603        | 84,396         | 84,747     | 86,312       | 88,638        | 86,772      | 87,445  | 88,302  | 87,836  | 87,055  | 84,456  |           |
| D 317748   | 33 337        | 1987       | 83,878        | 83,011         | 83,678     | 83,244       | 82,745        |             |         |         |         |         |         |           |
| Communications and energy wire and cable industry - Industrie des fils et câbles électriques et de communication | 1983          | 67,587     | 76,598        | 91,121         | 83,307     | 86,149       | 101,335       | 74,029      | 75,730  | 101,457 | 91,491  | 92,142  | 90,483  | 1,032,478 |
|  | 1984          | 75,704     | 77,929        | 103,682        | 91,843     | 103,850      | 126,903       | 88,300      | 95,113  | 104,757 | 105,455 | 106,692 | 86,976  | 1,167,734 |
|  | 1985          | 81,727     | 89,697        | 110,885        | 103,173    | 107,958      | 128,540       | 100,364     | 95,737  | 135,654 | 121,465 | 106,803 | 101,620 | 1,281,222 |
|  | 1986          | 91,270     | 97,805        | 115,192        | 105,558    | 114,640      | 122,300       | 106,248     | 100,748 | 126,708 | 116,462 | 116,197 | 107,300 | 1,320,478 |
| D 315622   | 33 338        | 1987       | 97,488        | 111,290        | 121,832    | 114,751      | 123,720       |             |         |         |         |         |         |           |
| New orders - Nouvelles commandes   | 1983          | 68,208     | 107,426       | 98,141         | 80,171     | 93,222       | 93,617        | 73,869      | 57,898  | 103,377 | 81,138  | 71,079  | 77,583  |           |
|  | 1984          | 94,566     | 106,690       | 107,953        | 95,671     | 178,898      | 106,300       | 59,017      | 103,370 | 70,287  | 96,543  | 106,719 | 81,684  |           |
|  | 1985          | 97,603     | 95,450        | 121,851        | 120,009    | 146,681      | 110,408       | 83,400      | 88,013  | 131,815 | 103,015 | 80,171  | 110,117 |           |
|  | 1986          | 109,078    | 113,518       | 129,609        | 125,760    | 95,291       | 145,386       | 92,416      | 108,577 | 133,762 | 98,808  | 109,464 | 109,688 |           |
| D 315977   | 33 338        | 1987       | 88,577        | 135,666        | 141,208    | 134,339      | 118,203       |             |         |         |         |         |         |           |
| Unfilled orders - Commandes en carnet  | 1983          | 154,037    | 184,865       | 191,885        | 188,749    | 195,822      | 188,104       | 187,944     | 170,112 | 172,032 | 161,679 | 140,616 | 127,716 |           |
|  | 1984          | 146,578    | 175,339       | 174,610        | 178,438    | 253,886      | 232,883       | 203,600     | 211,857 | 177,387 | 168,475 | 168,502 | 163,210 |           |
|  | 1985          | 179,086    | 184,839       | 195,805        | 212,641    | 251,364      | 233,232       | 216,268     | 208,544 | 204,705 | 186,255 | 159,623 | 168,120 |           |
|  | 1986          | 185,928    | 201,641       | 216,058        | 236,260    | 216,911      | 239,997       | 226,165     | 233,944 | 240,998 | 223,344 | 216,611 | 218,999 |           |
| D 316332   | 33 338        | 1987       | 210,088       | 234,464        | 253,840    | 273,428      | 267,911       |             |         |         |         |         |         |           |
| Inventory owned - Total - Des stocks possédés  | 1983          | 198,417    | 202,174       | 210,372        | 218,882    | 215,772      | 218,806       | 212,111     | 203,895 | 207,301 | 208,338 | 209,778 | 210,531 |           |
|  | 1984          | 209,443    | 223,140       | 239,323        | 250,768    | 262,417      | 241,185       | 240,421     | 230,517 | 225,777 | 213,594 | 205,788 | 207,584 |           |
|  | 1985          | 214,299    | 237,742       | 244,531        | 239,423    | 235,812      | 233,300       | 212,168     | 207,611 | 203,602 | 197,026 | 199,724 | 203,970 |           |
|  | 1986          | 217,443    | 231,944       | 242,838        | 249,435    | 254,532      | 256,206       | 242,415     | 228,630 | 227,653 | 225,105 | 229,234 | 232,150 |           |
| D 318107   | 33 338        | 1987       | 226,826       | 224,846        | 229,209    | 229,076      | 234,112       |             |         |         |         |         |         |           |
| Raw materials - Matières premières   | 1983          | 49,190     | 43,792        | 45,375         | 50,716     | 49,108       | 50,281        | 52,045      | 50,303  | 53,518  | 55,341  | 50,610  | 49,549  |           |
|  | 1984          | 44,376     | 43,615        | 49,296         | 55,154     | 57,807       | 50,541        | 53,621      | 53,661  | 50,316  | 51,824  | 45,785  | 41,533  |           |
|  | 1985          | 44,977     | 49,849        | 50,624         | 50,306     | 49,666       | 46,567        | 49,076      | 49,360  | 47,138  | 44,281  | 45,263  | 40,837  |           |
|  | 1986          | 46,550     | 49,555        | 49,910         | 50,624     | 51,251       | 49,638        | 47,218      | 45,014  | 42,390  | 47,224  | 50,078  | 46,947  |           |
| D 317042   | 33 338        | 1987       | 45,487        | 45,063         | 45,127     | 45,788       | 49,781        |             |         |         |         |         |         |           |
| Goods in process - Produits en cours   | 1983          | 53,618     | 53,718        | 58,119         | 56,446     | 57,494       | 63,465        | 63,609      | 59,227  | 59,264  | 57,571  | 58,903  | 58,612  |           |
|  | 1984          | 55,935     | 58,746        | 59,469         | 58,703     | 60,128       | 65,697        | 55,943      | 57,062  | 53,593  | 53,483  | 57,078  | 52,701  |           |
|  | 1985          | 53,315     | 57,585        | 58,162         | 58,890     | 59,206       | 60,576        | 55,166      | 58,339  | 55,829  | 54,600  | 52,856  | 53,514  |           |
|  | 1986          | 56,864     | 55,880        | 59,766         | 58,797     | 56,858       | 61,315        | 57,430      | 57,198  | 56,476  | 56,070  | 57,671  | 57,749  |           |
| D 317397   | 33 338        | 1987       | 58,359        | 58,620         | 56,895     | 56,564       | 56,445        |             |         |         |         |         |         |           |
| Finished products - Produits finis   | 1983          | 95,609     | 104,664       | 106,878        | 111,720    | 109,170      | 105,060       | 96,461      | 94,365  | 94,519  | 95,426  | 100,265 | 102,370 |           |
|  | 1984          | 109,132    | 120,779       | 130,558        | 136,911    | 144,482      | 134,947       | 130,857     | 119,789 | 121,868 | 108,287 | 107,925 | 108,850 |           |
|  | 1985          | 116,007    | 130,308       | 135,745        | 130,227    | 126,940      | 126,207       | 107,926     | 99,912  | 100,635 | 98,145  | 101,605 | 109,619 |           |
|  | 1986          | 114,029    | 126,509       | 133,162        | 140,014    | 146,423      | 145,253       | 137,767     | 126,418 | 128,787 | 121,811 | 121,485 | 127,454 |           |
| D 317752   | 33 338        | 1987       | 122,980       | 121,163        | 127,187    | 127,224      | 127,886       |             |         |         |         |         |         |           |
| Other electrical products industries - Autres industries de produits électriques                                 | 1983          | 46,069     | 47,594        | 53,718         | 48,116     | 49,402       | 58,635        | 47,747      | 58,360  | 73,693  | 71,089  | 65,771  | 60,570  | 680,404   |
|  | 1984          | 55,130     | 58,964        | 61,965         | 55,095     | 54,782       | 65,637        | 53,271      | 65,134  | 74,121  | 70,443  | 69,564  | 58,711  | 747,817   |
|  | 1985          | 55,157     | 61,242        | 61,141         | 64,377     | 59,813       | 69,669        | 53,917      | 68,193  | 87,176  | 83,014  | 75,293  | 65,768  | 804,755   |
|  | 1986          | 67,014     | 67,511        | 69,442         | 66,796     | 62,806       | 67,336        | 61,806      | 62,321  | 79,619  | 77,274  | 68,656  | 68,243  | 818,384   |
| D 315623   | 33 339        | 1987       | 66,704        | 62,530         | 69,632     | 66,643       | 67,812        |             |         |         |         |         |         |           |
| Inventory owned - Total - Des stocks possédés  | 1983          | 155,635    | 232,743       | 202,048        | 229,447    | 222,049      | 228,281       | 230,399     | 223,438 | 213,672 | 209,067 | 208,114 | 199,646 |           |
|  | 1984          | 214,499    | 224,890       | 218,234        | 227,802    | 224,863      | 233,439       | 229,283     | 226,688 | 219,007 | 198,355 | 195,304 | 205,401 |           |
|  | 1985          | 208,841    | 211,935       | 224,987        | 229,931    | 214,376      | 235,308       | 218,222     | 226,962 | 210,995 | 188,737 | 180,163 | 180,277 |           |
|  | 1986          | 169,927    | 175,703       | 191,264        | 199,006    | 206,612      | 217,643       | 215,489     | 216,229 | 209,125 | 201,296 | 192     |         |           |

TABLE 6. Estimated Value of Shipments, Orders and Inventories in Selected Individual Industries

TABLEAU 6. Valeur estimative des livraisons, commandes et stocks de certaines industries particulières

| 1980<br>CAE 1980  | Month - Mois                               |         |         |         |         |         |         |         |         |         |         |         |         | Total     |
|---|--|---------|---------|---------|---------|---------|---------|---------|---------|---------|---------|---------|---------|-----------|
|   | Jan  | Feb     | March   | April   | May     | June    | July    | Aug     | Sept    | Oct     | Nov     | Dec     |         |           |
|   | Janv.                                      | Fév.    | Mars    | Avril   | Mai     | Juin    | Juill.  | Août    | Sept.   | Oct.    | Nov.    | Déc.    |         |           |
|   | Thousands of dollars - milliers de dollars |         |         |         |         |         |         |         |         |         |         |         |         |           |
| Battery Industry - Industrie des accumulateurs  | 1983                                       | 13,461  | 13,544  | 15,011  | 13,215  | 15,832  | 19,039  | 16,989  | 19,262  | 31,762  | 27,896  | 24,213  | 23,833  | 234,057   |
| Shipments - Livraisons  | 1984                                       | 17,342  | 16,859  | 17,795  | 15,350  | 17,987  | 24,309  | 18,260  | 23,304  | 32,472  | 26,462  | 24,299  | 22,815  | 257,249   |
| D 315624 33 3391  | 1985                                       | 13,813  | 16,843  | 18,287  | 15,552  | 16,746  | 23,871  | 14,777  | 22,263  | 35,377  | 27,196  | 23,115  | 23,135  | 250,975   |
|   | 1986                                       | 17,694  | 18,058  | 20,701  | 16,677  | 16,984  | 19,306  | 16,573  | 17,786  | 26,101  | 24,118  | 20,178  | 23,427  | 237,603   |
|   | 1987                                       | 16,901  | 14,923  | 18,353  | 16,283  | 16,339  |         |         |         |         |         |         |         |           |
| New orders - Nouvelles commandes  | 1983                                       | 16,059  | 12,979  | 10,213  | 12,103  | 13,517  | 19,291  | 15,495  | 20,439  | 32,881  | 29,293  | 23,417  | 22,456  | 228,228   |
|   | 1984                                       | 16,981  | 17,334  | 18,679  | 14,913  | 18,462  | 24,471  | 18,219  | 24,124  | 33,038  | 27,326  | 24,101  | 24,746  | 231,211   |
| O 315979 33 3391  | 1985                                       | 13,419  | 16,605  | 18,741  | 15,628  | 17,283  | 24,466  | 14,583  | 22,422  | 35,020  | 27,532  | 23,173  | 22,918  | 222,211   |
|   | 1986                                       | 17,542  | 18,023  | 20,831  | 16,275  | 18,081  | 18,454  | 16,265  | 18,608  | 25,737  | 25,031  | 19,479  | 23,001  | 222,211   |
|   | 1987                                       | 16,274  | 15,550  | 17,595  | 15,636  | 17,753  |         |         |         |         |         |         |         |           |
| Unfilled orders - Commandes en carnet   | 1983                                       | 24,590  | 24,025  | 19,227  | 18,115  | 15,800  | 16,052  | 14,558  | 15,735  | 16,854  | 18,251  | 17,455  | 16,078  | 222,211   |
|   | 1984                                       | 15,717  | 16,192  | 17,076  | 16,639  | 17,119  | 17,781  | 17,240  | 18,060  | 18,626  | 19,490  | 19,292  | 21,223  | 222,211   |
| O 316334 33 3391  | 1985                                       | 20,829  | 20,591  | 21,045  | 21,121  | 21,658  | 22,253  | 22,059  | 22,218  | 21,861  | 22,197  | 22,255  | 22,038  | 222,211   |
|   | 1986                                       | 21,886  | 21,851  | 21,981  | 21,579  | 22,676  | 21,824  | 21,516  | 22,338  | 21,974  | 22,887  | 22,188  | 21,762  | 222,211   |
|   | 1987                                       | 21,135  | 21,762  | 21,004  | 20,357  | 21,721  |         |         |         |         |         |         |         |           |
| Inventory owned - Total - Des stocks possédés   | 1983                                       | 44,567  | 52,699  | 54,873  | 57,330  | 61,014  | 67,464  | 67,571  | 65,463  | 58,057  | 57,308  | 57,318  | 57,084  | 222,211   |
|   | 1984                                       | 57,854  | 64,343  | 64,001  | 68,166  | 71,233  | 73,741  | 72,778  | 74,319  | 67,680  | 62,803  | 62,506  | 59,507  | 222,211   |
| O 318109 33 3391  | 1985                                       | 63,356  | 65,725  | 67,831  | 69,364  | 53,675  | 67,225  | 49,865  | 57,515  | 45,515  | 41,705  | 40,268  | 41,078  | 222,211   |
|   | 1986                                       | 42,168  | 43,854  | 48,990  | 49,883  | 55,042  | 57,908  | 56,840  | 58,448  | 56,178  | 56,098  | 56,237  | 58,118  | 222,211   |
|   | 1987                                       | 57,680  | 59,662  | 62,034  | 62,556  | 62,885  |         |         |         |         |         |         |         |           |
| Raw materials - Matières premières  | 1983                                       | 11,865  | 15,019  | 14,721  | 15,197  | 16,017  | 17,545  | 17,475  | 19,617  | 18,242  | 18,028  | 17,904  | 18,442  | 222,211   |
|   | 1984                                       | 19,116  | 22,806  | 20,770  | 20,573  | 21,239  | 22,174  | 22,748  | 24,673  | 24,019  | 22,625  | 23,419  | 22,593  | 222,211   |
| D 317044 33 3391  | 1985                                       | 24,215  | 25,457  | 25,690  | 23,607  | 16,699  | 23,737  | 17,006  | 20,197  | 15,794  | 14,119  | 13,284  | 17,963  | 222,211   |
|   | 1986                                       | 13,380  | 13,398  | 15,314  | 15,323  | 15,271  | 15,906  | 16,275  | 16,661  | 15,220  | 15,673  | 15,954  | 17,223  | 222,211   |
|   | 1987                                       | 16,186  | 17,298  | 17,536  | 16,806  | 16,918  |         |         |         |         |         |         |         |           |
| Goods in process - Produits en cours  | 1983                                       | 10,119  | 11,706  | 12,430  | 13,143  | 13,198  | 15,729  | 15,149  | 14,642  | 13,198  | 13,771  | 13,436  | 14,160  | 222,211   |
|   | 1984                                       | 13,811  | 14,578  | 15,426  | 16,760  | 17,838  | 19,153  | 18,740  | 18,561  | 15,951  | 14,957  | 15,556  | 15,261  | 222,211   |
| O 317399 33 3391  | 1985                                       | 16,608  | 18,335  | 17,894  | 18,912  | 13,993  | 19,485  | 13,226  | 14,901  | 12,100  | 10,677  | 11,049  | 13,121  | 222,211   |
|   | 1986                                       | 13,247  | 13,311  | 14,991  | 14,722  | 16,669  | 15,822  | 15,313  | 14,651  | 14,137  | 13,964  | 14,165  | 14,168  | 222,211   |
|   | 1987                                       | 14,185  | 13,543  | 13,926  | 14,218  | 13,656  |         |         |         |         |         |         |         |           |
| Finished products - Produits finis  | 1983                                       | 22,583  | 25,974  | 27,722  | 28,990  | 31,799  | 34,190  | 34,947  | 31,204  | 26,617  | 25,509  | 25,978  | 24,482  | 222,211   |
|   | 1984                                       | 24,927  | 26,959  | 27,805  | 30,833  | 32,156  | 32,414  | 31,290  | 31,085  | 27,710  | 25,221  | 23,531  | 21,653  | 222,211   |
| D 317754 33 3391  | 1985                                       | 22,533  | 21,933  | 24,247  | 26,850  | 22,983  | 24,003  | 19,633  | 22,417  | 17,621  | 16,909  | 15,935  | 14,994  | 222,211   |
|   | 1986                                       | 15,541  | 17,145  | 18,685  | 19,838  | 23,102  | 26,180  | 25,252  | 27,136  | 26,821  | 26,461  | 26,118  | 26,727  | 222,211   |
|   | 1987                                       | 27,309  | 28,821  | 30,572  | 31,532  | 32,311  |         |         |         |         |         |         |         |           |
| <b>NON-METALLIC MINERAL PRODUCTS INDUSTRIES - INDUSTRIES DES PRODUITS MINÉRAUX NON MÉTALLIQUES:</b> |  |         |         |         |         |         |         |         |         |         |         |         |         |           |
| Clay products industries - Industries des produits en argile  | 1983                                       | 8,628   | 9,939   | 13,473  | 15,109  | 17,944  | 18,889  | 17,348  | 18,806  | 18,338  | 20,417  | 16,763  | 11,267  | 186,921   |
| Shipments - Livraisons  | 1984                                       | 10,729  | 12,898  | 13,814  | 18,050  | 20,081  | 20,008  | 18,296  | 17,249  | 18,299  | 19,999  | 18,687  | 11,605  | 199,715   |
| D 315628 35 351   | 1985                                       | 11,227  | 11,443  | 16,154  | 19,840  | 20,917  | 23,127  | 22,504  | 25,162  | 25,527  | 27,365  | 23,488  | 18,129  | 244,883   |
|   | 1986                                       | 18,156  | 19,319  | 22,637  | 30,371  | 28,058  | 28,645  | 28,360  | 28,955  | 28,350  | 32,416  | 27,509  | 23,639  | 316,415   |
|   | 1987                                       | 24,714  | 23,634  | 27,437  | 33,898  | 31,951  |         |         |         |         |         |         |         |           |
| Inventory owned - Total - Des stocks possédés   | 1983                                       | 47,032  | 48,437  | 48,927  | 49,898  | 50,050  | 48,630  | 43,530  | 41,251  | 40,561  | 39,671  | 39,615  | 42,123  | 222,211   |
|   | 1984                                       | 48,926  | 51,236  | 56,248  | 58,448  | 58,209  | 59,432  | 55,651  | 51,036  | 51,185  | 47,617  | 46,666  | 49,438  | 222,211   |
| D 318113 35 351   | 1985                                       | 52,770  | 57,349  | 59,074  | 60,464  | 60,054  | 58,100  | 61,080  | 60,315  | 59,994  | 57,988  | 59,441  | 62,562  | 222,211   |
|   | 1986                                       | 66,620  | 68,714  | 69,319  | 68,411  | 67,908  | 70,516  | 65,561  | 62,477  | 62,857  | 61,174  | 60,601  | 61,450  | 222,211   |
|   | 1987                                       | 61,533  | 61,991  | 63,128  | 61,981  | 61,042  |         |         |         |         |         |         |         |           |
| Cement industry - Industrie du ciment   | 1983                                       | 23,114  | 26,422  | 37,630  | 47,083  | 72,601  | 80,710  | 68,703  | 72,146  | 74,099  | 70,004  | 51,118  | 28,396  | 652,026   |
| Shipments - Livraisons  | 1984                                       | 24,887  | 28,864  | 38,889  | 46,833  | 71,028  | 78,677  | 79,494  | 81,621  | 76,427  | 84,874  | 71,118  | 40,553  | 723,265   |
| D 315631 35 352   | 1985                                       | 28,162  | 31,493  | 43,419  | 53,398  | 83,275  | 88,704  | 91,454  | 92,354  | 84,796  | 88,470  | 61,683  | 44,279  | 791,487   |
|   | 1986                                       | 36,350  | 39,121  | 41,873  | 63,825  | 75,502  | 85,227  | 89,383  | 92,797  | 87,274  | 93,725  | 61,676  | 46,016  | 812,719   |
|   | 1987                                       | 38,537  | 48,734  | 51,402  | 64,749  | 92,470  |         |         |         |         |         |         |         |           |
| Inventory owned - Total - Des stocks possédés   | 1983                                       | 150,151 | 151,999 | 155,090 | 157,413 | 157,828 | 157,247 | 149,389 | 139,097 | 137,864 | 140,062 | 139,410 | 148,627 | 222,211   |
|   | 1984                                       | 144,280 | 149,645 | 149,884 | 160,651 | 164,836 | 160,266 | 152,296 | 144,063 | 147,274 | 146,387 | 147,787 | 150,303 | 222,211   |
| O 318116 35 352   | 1985                                       | 151,084 | 150,126 | 149,690 | 147,892 | 146,776 | 144,759 | 136,542 | 136,666 | 134,333 | 129,176 | 136,414 | 148,456 | 222,211   |
|   | 1986                                       | 155,768 | 156,621 | 160,535 | 157,074 | 150,967 | 151,149 | 144,874 | 142,939 | 139,867 | 136,852 | 139,556 | 144,736 | 222,211   |
|   | 1987                                       | 147,282 | 154,217 | 152,384 | 162,227 | 158,151 |         |         |         |         |         |         |         |           |
| Concrete products industries - Industries des produits en béton                                     | 1983                                       | 35,064  | 34,645  | 36,200  | 41,659  | 55,026  | 60,735  | 56,801  | 59,593  | 57,904  | 54,539  | 50,650  | 35,963  | 578,779   |
| Shipments - Livraisons  | 1984                                       | 32,227  | 36,376  | 41,061  | 48,227  | 57,751  | 65,318  | 65,098  | 66,506  | 64,375  | 71,260  | 57,302  | 36,933  | 642,434   |
| D 315632 35 354   | 1985                                       | 34,348  | 38,064  | 44,473  | 51,533  | 68,014  | 69,228  | 71,397  | 73,374  | 76,602  | 84,399  | 66,812  | 50,675  | 728,919   |
|   | 1986                                       | 43,475  | 47,836  | 56,216  | 74,001  | 83,399  | 84,399  | 94,078  | 83,034  | 84,538  | 89,114  | 78,220  | 59,389  | 877,699   |
|   | 1987                                       | 54,121  | 57,402  | 59,999  | 74,775  | 85,700  |         |         |         |         |         |         |         |           |
| Inventory owned - Total - Des stocks possédés   | 1983                                       | 91,821  | 92,000  | 93,602  | 93,303  | 93,248  | 93,125  | 90,852  | 90,757  | 87,506  | 85,425  | 84,591  | 88,191  | 222,211   |
|   | 1984                                       | 90,824  | 93,263  | 94,474  | 96,669  | 97,764  | 93,373  | 90,782  | 92,249  | 85,631  | 82,986  | 81,327  | 80,721  | 222,211   |
| O 318117 35 354   | 1985                                       | 79,704  | 81,561  | 89,311  | 87,499  | 85,613  | 87,665  | 83,791  | 82,184  | 79,156  | 79,372  | 84,149  | 89,422  | 222,211   |
|   | 1986                                       | 95,231  | 96,645  | 101,475 | 103,558 | 107,927 | 106,677 | 102,953 | 97,619  | 96,509  | 94,267  | 95,968  | 99,274  | 222,211   |
|   | 1987                                       | 98,381  | 99,977  | 102,877 | 104,821 | 101,775 |         |         |         |         |         |         |         |           |
| Ready mix concrete industry - Industrie du béton préparé  | 1983                                       | 48,108  | 49,672  | 64,914  | 78,594  | 100,603 | 114,559 | 98,694  | 114,571 | 110,633 | 106,849 | 88,514  | 54,676  | 1,030,387 |
| Shipments - Livraisons  | 1984                                       | 45,345  | 53,300  | 56,138  | 75,821  | 98,915  | 111,164 | 109,058 | 115,988 | 106,727 | 123,176 | 100,871 | 63,136  | 1,059,084 |
| D 315636 35 355   | 1985                                       | 45,701  | 49,707  | 63,835  | 86,314  | 122,406 | 130,350 | 131,647 | 127,173 |         |         |         |         |           |



TABLE 6. Estimated Value of Shipments, Orders and Inventories in Selected Individual Industries

TABLEAU 6. Valeur estimative des livraisons, commandes et stocks de certaines industries particulières

| CAE 1980 | IC 1980   | Months - Mois                              |           |           |           |           |           |           |           |           |           |           |           | Total     |            |
|----------|---|--|-----------|-----------|-----------|-----------|-----------|-----------|-----------|-----------|-----------|-----------|-----------|-----------|------------|
|          |   | Jan.                                       | Feb.      | March     | April     | May       | June      | July      | Aug.      | Sept.     | Oct.      | Nov.      | Dec.      |           |            |
|          |   | Janv.                                      | Fév.      | Mars      | Avril     | Mai       | Jun       | Juill.    | Août      | Sept.     | Oct.      | Nov.      | Dec.      |           |            |
|          |   | Thousands of dollars - milliers de dollars |           |           |           |           |           |           |           |           |           |           |           |           |            |
|          | Inventory owned - Total - Des stocks possédés   | 1983                                       | 47,102    | 47,712    | 46,380    | 45,490    | 45,986    | 48,520    | 49,155    | 49,435    | 49,599    | 46,148    | 46,145    | 46,379    | ...        |
|          |   | 1984                                       | 45,608    | 43,753    | 44,501    | 41,661    | 41,921    | 42,137    | 42,708    | 44,555    | 46,049    | 45,051    | 45,164    | 42,172    | ...        |
|          |   | 1985                                       | 37,337    | 39,766    | 39,152    | 39,877    | 39,300    | 40,476    | 41,916    | 43,913    | 44,330    | 45,217    | 43,804    | 44,778    | ...        |
|          |   | 1986                                       | 40,873    | 40,319    | 41,815    | 45,322    | 42,757    | 42,701    | 43,976    | 45,140    | 46,769    | 45,795    | 45,578    | 46,054    | ...        |
|          | D 318121 35 355   | 1987                                       | 45,114    | 41,677    | 42,400    | 40,409    | 41,793    |           |           |           |           |           |           |           |            |
|          | Glass and glass products industries - Industries du verre et d'articles en verre                                  | 1983                                       | 68,750    | 70,878    | 87,275    | 86,121    | 96,185    | 107,078   | 83,438    | 99,855    | 102,173   | 94,928    | 96,120    | 78,162    | 1,070,963  |
|          | Shipments - Livraisons  | 1984                                       | 97,313    | 96,561    | 108,941   | 106,330   | 127,725   | 121,366   | 101,197   | 89,358    | 91,160    | 107,350   | 108,752   | 80,515    | 1,236,568  |
|          |   | 1985                                       | 94,560    | 90,291    | 100,129   | 117,392   | 120,525   | 129,047   | 110,138   | 107,532   | 111,085   | 115,631   | 113,351   | 93,399    | 1,303,080  |
|          |   | 1986                                       | 101,374   | 102,984   | 108,535   | 120,139   | 128,454   | 130,032   | 120,716   | 110,650   | 114,379   | 108,957   | 110,655   | 98,520    | 1,355,395  |
|          | D 315637 35 356   | 1987                                       | 98,420    | 109,298   | 131,531   | 122,682   | 133,203   |           |           |           |           |           |           |           |            |
|          | Unfilled orders - Commandes en carnet   | 1983                                       | 26,327    | 29,149    | 30,264    | 28,797    | 29,632    | 26,445    | 23,007    | 24,822    | 23,060    | 23,250    | 24,120    | 30,114    | ...        |
|          |   | 1984                                       | 32,936    | 31,910    | 33,141    | 30,832    | 30,408    | 29,033    | 29,762    | 27,109    | 23,459    | 27,944    | 24,881    | 22,514    | ...        |
|          |   | 1985                                       | 24,352    | 24,743    | 26,371    | 31,471    | 32,749    | 32,175    | 29,901    | 26,092    | 28,098    | 27,383    | 20,784    | ...       |            |
|          |   | 1986                                       | 28,842    | 33,784    | 33,647    | 32,970    | 33,857    | 33,299    | 29,107    | 28,859    | 32,668    | 32,250    | 32,106    | 32,007    | ...        |
|          | D 316347 35 356   | 1987                                       | 29,932    | 30,114    | 29,991    | 30,856    | 30,936    |           |           |           |           |           |           |           |            |
|          | Inventory owned - Total - Des stocks possédés   | 1983                                       | 172,427   | 178,167   | 179,312   | 184,961   | 184,456   | 177,500   | 177,162   | 168,206   | 173,999   | 176,024   | 179,842   | 182,175   | ...        |
|          |   | 1984                                       | 195,036   | 201,602   | 204,818   | 206,026   | 194,296   | 186,688   | 188,371   | 184,589   | 184,970   | 186,714   | 190,267   | 189,721   | ...        |
|          |   | 1985                                       | 198,080   | 206,664   | 217,606   | 213,256   | 213,426   | 212,348   | 205,504   | 200,463   | 199,582   | 197,493   | 194,762   | 191,174   | ...        |
|          |   | 1986                                       | 187,633   | 204,918   | 211,782   | 212,618   | 213,067   | 208,567   | 204,439   | 193,056   | 184,395   | 190,921   | 187,141   | 182,292   | ...        |
|          | D 318122 35 356   | 1987                                       | 183,270   | 197,739   | 196,660   | 194,927   | 184,726   |           |           |           |           |           |           |           |            |
|          | Abrasives industry - Industrie des abrasifs   | 1983                                       | 13,940    | 18,662    | 18,959    | 19,493    | 19,125    | 16,145    | 16,006    | 15,217    | 15,599    | 17,072    | 15,345    | 14,454    | 200,017    |
|          | Shipments - Livraisons  | 1984                                       | 16,170    | 17,656    | 16,928    | 17,644    | 19,583    | 19,023    | 16,655    | 18,209    | 18,688    | 19,346    | 16,035    | 17,708    | 208,145    |
|          |   | 1985                                       | 24,352    | 17,987    | 17,420    | 18,097    | 18,305    | 15,684    | 15,728    | 15,702    | 16,413    | 18,197    | 14,920    | 13,499    | 198,367    |
|          |   | 1986                                       | 16,159    | 16,914    | 17,102    | 20,656    | 17,477    | 17,430    | 17,570    | 15,167    | 16,140    | 19,619    | 17,073    | 15,004    | 206,961    |
|          | D 315640 35 357   | 1987                                       | 17,286    | 17,537    | 18,652    | 20,791    | 18,196    |           |           |           |           |           |           |           |            |
|          | Inventory owned - Total - Des stocks possédés   | 1983                                       | 45,565    | 44,262    | 43,031    | 44,473    | 45,357    | 46,458    | 47,803    | 46,940    | 47,725    | 37,974    | 41,514    | 40,514    | ...        |
|          |   | 1984                                       | 39,622    | 35,952    | 35,480    | 39,347    | 42,108    | 37,527    | 37,464    | 40,064    | 41,621    | 44,765    | 44,518    | 44,370    | ...        |
|          |   | 1985                                       | 44,613    | 43,961    | 37,101    | 41,013    | 44,330    | 42,506    | 44,906    | 43,431    | 44,909    | 41,750    | 44,701    | 42,352    | ...        |
|          |   | 1986                                       | 43,067    | 41,034    | 40,152    | 40,356    | 41,817    | 41,994    | 40,761    | 43,483    | 45,533    | 47,725    | 46,352    | 46,305    | ...        |
|          | D 318125 35 357   | 1987                                       | 45,118    | 43,060    | 41,352    | 38,672    | 37,187    |           |           |           |           |           |           |           |            |
|          | Other non-metallic mineral products industries - Autres industries de produits minéraux non métalliques           | 1983                                       | 62,183    | 65,150    | 72,492    | 70,535    | 74,109    | 87,950    | 77,055    | 86,033    | 86,559    | 84,233    | 88,246    | 73,138    | 923,138    |
|          | Shipments - Livraisons  | 1984                                       | 75,585    | 76,533    | 85,133    | 82,610    | 87,816    | 95,375    | 87,417    | 94,935    | 95,415    | 98,067    | 95,227    | 78,474    | 1,052,387  |
|          |   | 1985                                       | 81,021    | 76,700    | 88,567    | 92,007    | 100,485   | 109,625   | 93,499    | 99,554    | 103,752   | 110,604   | 103,520   | 92,727    | 1,152,061  |
|          |   | 1986                                       | 92,542    | 94,687    | 108,412   | 102,108   | 104,208   | 108,557   | 104,693   | 111,288   | 114,833   | 118,590   | 110,188   | 103,452   | 1,273,558  |
|          | D 315642 35 359   | 1987                                       | 105,385   | 106,316   | 109,997   | 112,723   | 119,710   |           |           |           |           |           |           |           |            |
|          | Inventory owned - Total - Des stocks possédés   | 1983                                       | 126,326   | 126,740   | 132,048   | 128,297   | 131,942   | 130,924   | 128,571   | 125,459   | 124,510   | 127,591   | 129,012   | 130,939   | ...        |
|          |   | 1984                                       | 129,366   | 128,297   | 127,741   | 130,723   | 136,410   | 133,932   | 136,874   | 133,342   | 132,905   | 129,260   | 131,951   | 144,939   | ...        |
|          |   | 1985                                       | 145,536   | 146,359   | 147,356   | 147,708   | 147,208   | 135,348   | 140,856   | 141,258   | 140,104   | 135,890   | 129,828   | 137,627   | ...        |
|          |   | 1986                                       | 143,753   | 149,224   | 144,780   | 145,307   | 147,102   | 149,503   | 153,797   | 148,311   | 151,618   | 142,082   | 139,036   | 147,223   | ...        |
|          | D 318127 35 359   | 1987                                       | 147,602   | 154,218   | 154,298   | 165,819   | 159,964   |           |           |           |           |           |           |           |            |
|          | <b>REFINED PETROLEUM AND COAL PRODUCTS INDUSTRIES - INDUSTRIES DES PRODUITS RAFFINÉS DU PÉTROLE ET DU CHARBON</b> |  |           |           |           |           |           |           |           |           |           |           |           |           |            |
|          | Refined petroleum products ind. - Ind. des produits pétroliers raffinés   | 1983                                       | 1,799,443 | 1,707,500 | 1,824,966 | 1,686,637 | 1,918,879 | 1,948,940 | 2,019,841 | 2,031,384 | 2,002,062 | 2,143,778 | 1,999,108 | 1,895,916 | 22,978,454 |
|          | Shipments - Livraisons  | 1984                                       | 2,073,565 | 1,924,964 | 2,100,202 | 1,942,534 | 2,054,625 | 1,942,720 | 1,911,093 | 2,017,078 | 1,971,885 | 1,974,608 | 2,093,911 | 1,949,117 | 23,956,352 |
|          |   | 1985                                       | 2,015,613 | 1,906,133 | 1,970,042 | 2,052,316 | 2,126,380 | 2,020,018 | 2,091,737 | 2,146,137 | 2,149,570 | 2,185,150 | 2,289,085 | 2,266,300 | 25,338,481 |
|          |   | 1986                                       | 2,117,882 | 2,051,368 | 1,826,077 | 1,631,091 | 1,661,336 | 1,568,211 | 1,554,077 | 1,526,131 | 1,500,631 | 1,502,688 | 1,448,658 | 1,537,033 | 19,925,183 |
|          | D 315476 36 3611  | 1987                                       | 1,377,972 | 1,304,256 | 1,364,170 | 1,326,169 | 1,440,907 |           |           |           |           |           |           |           |            |
|          | Inventory owned - Total - Des stocks possédés   | 1983                                       | 3,405,614 | 3,370,027 | 3,387,118 | 3,341,090 | 2,855,500 | 2,622,027 | 2,666,404 | 2,769,269 | 2,873,350 | 2,788,962 | 2,645,189 | 2,647,723 | ...        |
|          |   | 1984                                       | 2,772,597 | 2,883,030 | 2,992,093 | 3,017,876 | 2,845,551 | 2,800,928 | 3,008,957 | 3,047,003 | 2,956,357 | 2,880,591 | 2,757,843 | 2,933,873 | ...        |
|          |   | 1985                                       | 3,117,525 | 3,062,517 | 3,082,888 | 2,908,311 | 2,660,702 | 2,867,723 | 2,938,906 | 3,054,461 | 3,017,286 | 2,927,490 | 2,828,724 | 2,748,387 | ...        |
|          |   | 1986                                       | 2,757,398 | 3,002,619 | 2,515,490 | 2,275,629 | 2,104,545 | 1,951,540 | 2,020,339 | 2,119,649 | 2,043,701 | 1,988,324 | 1,937,533 | 1,925,909 | ...        |
|          | D 317961 36 3611  | 1987                                       | 2,031,324 | 2,085,295 | 2,110,358 | 2,201,461 | 2,170,931 |           |           |           |           |           |           |           |            |
|          | Raw materials - Matières premières  | 1983                                       | 1,248,685 | 1,169,712 | 1,121,653 | 1,292,502 | 1,120,208 | 969,645   | 999,145   | 987,517   | 978,670   | 964,537   | 887,233   | 923,985   | ...        |
|          |   | 1984                                       | 948,083   | 937,128   | 978,986   | 1,126,457 | 1,098,331 | 1,040,996 | 1,092,764 | 1,028,752 | 1,027,300 | 1,152,373 | 1,038,544 | 1,055,181 | ...        |
|          |   | 1985                                       | 1,127,188 | 1,049,301 | 1,006,885 | 1,064,869 | 977,860   | 1,099,264 | 1,096,849 | 1,065,579 | 1,080,946 | 1,085,472 | 1,052,283 | 1,050,082 | ...        |
|          |   | 1986                                       | 1,028,354 | 1,056,933 | 854,817   | 750,835   | 755,261   | 753,269   | 718,242   | 746,366   | 724,352   | 720,733   | 709,541   | 697,619   | ...        |
|          | D 316896 36 3611  | 1987                                       | 720,283   | 692,787   | 710,788   | 785,685   | 833,632   |           |           |           |           |           |           |           |            |
|          | Goods in process - Produits en cours  | 1983                                       | 536,764   | 541,859   | 566,150   | 497,466   | 465,591   | 393,049   | 394,505   | 418,282   | 452,474   | 432,877   | 412,557   | 413,919   | ...        |
|          |   | 1984                                       | 419,830   | 431,017   | 483,865   | 427,185   | 450,033   | 411,709   | 392,492   | 428,646   | 396,922   | 381,687   | 404,177   | 450,323   | ...        |
|          |   | 1985                                       | 470,422   | 488,583   | 460,076   | 402,679   | 413,727   | 447,664   | 462,764   | 458,600   | 444,238   | 441,736   | 422,876   | 377,387   | ...        |
|          |   | 1986                                       | 390,923   | 450,387   | 355,961   | 307,564   | 278,192   | 238,811   | 264,576   | 254,703   | 257,661   | 256,653   | 247,514   | 251,074   | ...        |
|          | D 317251 36 3611  | 1987                                       | 268,403   | 273,238   | 288,472   | 281,206   | 323,559   |           |           |           |           |           |           |           |            |
|          | Finished products - Produits finis  | 1983                                       | 1,620,165 | 1,658,456 | 1,699,315 | 1,551,122 | 1,269,701 | 1,259,333 | 1,272,754 | 1,363,470 | 1,442,206 | 1,391,598 | 1,345,399 | 1,309,848 | ...        |
|          |   | 1984                                       | 1,404,684 | 1,514,885 | 1,529,242 | 1,464,234 | 1,297,187 | 1,348,723 | 1,523,701 | 1,589,605 | 1,532,135 | 1,346,531 | 1,315,122 | 1,478,358 | ...        |
|          |   | 1985                                       | 1,519,915 | 1,524,633 | 1,615,927 | 1,440,763 | 1,269,115 | 1,320,795 | 1,379,293 | 1,530,282 | 1,492,102 | 1,400,282 | 1,353,565 | 1,320,918 | ...        |
|          |   | 1986                                       | 1,338,121 | 1,495,299 | 1,304,7   |           |           |           |           |           |           |           |           |           |            |

TABLE 6. Estimated Value of Shipments, Orders and Inventories in Selected Individual Industries

TABLEAU 6. Valeur estimative des livraisons, commandes et stocks de certaines industries particulières

| SIC 1980<br>CAG 1990   | Month - Mois |         |         |         |         |         |         |         |         |         |         |         |         | Total     |
|--|--------------|---------|---------|---------|---------|---------|---------|---------|---------|---------|---------|---------|---------|-----------|
|  | Jan.         | Feb.    | March   | April   | May     | June    | July    | Aug.    | Sept.   | Oct.    | Nov.    | Dec.    |         |           |
|  | Janv.        | Fév.    | Mars    | Avril   | Mar     | Juin    | Juili   | Août    |         |         |         | Dec.    |         |           |
| thousands of dollars - milliers de dollars   |              |         |         |         |         |         |         |         |         |         |         |         |         |           |
| <b>CHEMICAL AND CHEMICAL PRODUCTS - INDUSTRIES - INDUSTRIES CHIMIQUES:</b>   |              |         |         |         |         |         |         |         |         |         |         |         |         |           |
| Industrial inorganic chemical industries<br>i.n.c.(2) - Industries des produits chimique<br>inorganiques d'usage industriel, n.c.a.(2) | 1983         | 169,610 | 159,643 | 192,765 | 178,454 | 186,308 | 189,636 | 175,444 | 177,440 | 180,246 | 191,846 | 198,007 | 177,857 | 2,177,251 |
|  | 1984         | 176,857 | 189,509 | 176,158 | 168,027 | 216,727 | 218,415 | 207,145 | 188,027 | 190,038 | 188,976 | 181,304 | 170,806 | 2,271,939 |
|  | 1985         | 186,255 | 171,296 | 190,264 | 189,801 | 193,148 | 201,000 | 170,165 | 185,802 | 189,500 | 195,635 | 193,687 | 181,860 | 2,248,413 |
| Shipments - Livraisons   | 1986         | 194,256 | 179,935 | 209,323 | 190,584 | 195,556 | 184,278 | 174,715 | 180,437 | 198,319 | 201,437 | 198,585 | 189,007 | 2,296,432 |
| 3 265481 37 3711   | 1987         | 195,412 | 190,111 | 213,971 | 197,289 | 191,882 |         |         |         |         |         |         |         |           |
| Inventory owned - Total - Des stocks<br>possédés   | 1983         | 519,904 | 512,064 | 469,622 | 434,901 | 386,714 | 348,234 | 328,960 | 335,964 | 342,777 | 335,460 | 321,118 | 312,009 |           |
|  | 1984         | 288,684 | 306,934 | 299,957 | 280,290 | 269,536 | 254,731 | 263,605 | 256,525 | 248,311 | 246,198 | 259,841 | 299,044 |           |
|  | 1985         | 254,994 | 276,608 | 268,566 | 272,739 | 265,277 | 255,855 | 261,338 | 267,025 | 250,626 | 243,867 | 244,897 | 270,529 |           |
|  | 1986         | 270,242 | 272,655 | 257,221 | 240,427 | 228,758 | 230,178 | 233,354 | 215,095 | 221,611 | 232,439 | 259,049 | 249,029 |           |
| D 317966 37 3711   | 1987         | 254,301 | 256,619 | 241,252 | 235,144 | 247,041 |         |         |         |         |         |         |         |           |
| Raw materials - Matières premières   | 1983         | 190,550 | 177,504 | 161,594 | 154,595 | 143,506 | 147,961 | 142,965 | 139,298 | 143,314 | 142,061 | 137,565 | 130,866 |           |
|  | 1984         | 126,138 | 123,083 | 125,370 | 118,140 | 119,930 | 110,174 | 115,478 | 117,712 | 118,108 | 119,213 | 123,454 | 123,436 |           |
|  | 1985         | 128,741 | 132,861 | 132,163 | 133,402 | 135,760 | 131,302 | 126,941 | 130,699 | 129,777 | 133,812 | 131,524 | 137,127 |           |
|  | 1986         | 133,627 | 135,962 | 129,896 | 114,677 | 110,425 | 114,402 | 121,096 | 120,370 | 120,956 | 128,978 | 133,117 | 134,261 |           |
| D 316901 37 3711   | 1987         | 144,954 | 143,736 | 136,171 | 134,536 | 140,816 |         |         |         |         |         |         |         |           |
| Orders in process - Produits en cours  | 1983         | 78,953  | 81,822  | 77,722  | 68,756  | 63,092  | 63,214  | 53,527  | 58,444  | 58,747  | 64,321  | 65,355  | 67,562  |           |
|  | 1984         | 56,736  | 70,017  | 65,187  | 55,891  | 50,068  | 48,787  | 48,638  | 47,080  | 43,134  | 44,380  | 46,465  | 55,636  |           |
|  | 1985         | 38,858  | 47,085  | 42,021  | 39,070  | 33,599  | 33,780  | 37,345  | 35,751  | 29,901  | 24,094  | 27,728  | 30,317  |           |
|  | 1986         | 35,279  | 33,053  | 30,830  | 30,104  | 24,786  | 20,343  | 21,063  | 20,685  | 25,320  | 33,205  | 36,080  | 33,799  |           |
| B 317296 37 3711   | 1987         | 32,136  | 31,153  | 27,668  | 24,011  | 24,021  |         |         |         |         |         |         |         |           |
| Finished products - Produits finis   | 1983         | 250,401 | 252,738 | 230,306 | 211,550 | 180,116 | 137,059 | 132,468 | 138,222 | 140,716 | 129,078 | 118,198 | 113,581 |           |
|  | 1984         | 105,810 | 113,834 | 109,400 | 106,259 | 99,538  | 95,770  | 99,489  | 91,733  | 87,069  | 82,605  | 89,922  | 119,977 |           |
|  | 1985         | 87,395  | 96,667  | 94,382  | 100,267 | 95,918  | 90,773  | 97,052  | 95,575  | 90,948  | 85,961  | 85,645  | 103,085 |           |
|  | 1986         | 101,336 | 103,640 | 96,495  | 95,646  | 93,547  | 95,383  | 91,195  | 74,090  | 75,335  | 70,756  | 89,852  | 80,969  |           |
| D 317611 37 3711   | 1987         | 77,211  | 81,730  | 77,413  | 76,597  | 82,204  |         |         |         |         |         |         |         |           |
| Industrial organic chemical industries,<br>n.c.a. - Industries des produits chimiques<br>organiques d'usage industriel, n.c.a.         | 1983         | 301,159 | 296,866 | 324,581 | 328,294 | 363,599 | 356,880 | 283,599 | 320,998 | 323,513 | 308,248 | 351,055 | 299,309 | 3,858,101 |
|  | 1984         | 298,333 | 294,724 | 325,726 | 328,955 | 389,892 | 352,960 | 312,791 | 314,811 | 312,879 | 331,239 | 308,095 | 328,170 | 3,898,575 |
|  | 1985         | 325,196 | 310,343 | 335,984 | 327,450 | 367,406 | 356,745 | 292,547 | 307,399 | 315,141 | 301,682 | 308,213 | 326,983 | 3,885,089 |
| Shipments - Livraisons   | 1986         | 346,681 | 326,093 | 319,545 | 326,995 | 352,013 | 344,739 | 285,696 | 300,372 | 297,583 | 325,751 | 375,681 | 329,689 | 3,880,838 |
| D 315482 37 3712   | 1987         | 305,457 | 326,959 | 339,048 | 326,995 | 353,242 | 394,340 |         |         |         |         |         |         |           |
| Inventory owned - Total - Des stocks<br>possédés   | 1983         | 494,621 | 514,695 | 493,360 | 458,303 | 441,936 | 410,507 | 412,180 | 429,020 | 429,070 | 433,934 | 419,144 | 454,884 |           |
|  | 1984         | 444,518 | 438,245 | 416,081 | 457,491 | 435,771 | 415,190 | 420,733 | 433,232 | 420,999 | 439,398 | 448,078 | 451,128 |           |
|  | 1985         | 449,356 | 470,179 | 476,719 | 507,622 | 482,565 | 464,641 | 473,519 | 465,688 | 460,515 | 472,830 | 506,589 | 507,265 |           |
|  | 1986         | 508,418 | 510,508 | 523,643 | 539,063 | 505,884 | 479,157 | 458,850 | 459,393 | 453,596 | 446,492 | 441,667 | 447,810 |           |
| D 317967 37 3712   | 1987         | 453,260 | 443,957 | 451,424 | 464,174 | 462,816 |         |         |         |         |         |         |         |           |
| Raw materials - Matières premières   | 1983         | 213,406 | 215,965 | 210,936 | 190,362 | 192,817 | 188,466 | 192,477 | 201,671 | 199,593 | 207,661 | 208,177 | 209,170 |           |
|  | 1984         | 203,938 | 202,302 | 200,660 | 206,174 | 186,273 | 170,287 | 177,478 | 181,018 | 163,124 | 168,704 | 172,029 | 187,124 |           |
|  | 1985         | 164,087 | 163,398 | 141,852 | 164,807 | 163,797 | 166,472 | 178,711 | 174,273 | 165,355 | 170,565 | 190,501 | 196,375 |           |
|  | 1986         | 190,692 | 197,126 | 191,112 | 199,526 | 188,597 | 179,128 | 172,981 | 163,262 | 153,233 | 155,238 | 162,883 | 166,104 |           |
| D 316902 37 3712   | 1987         | 165,730 | 158,533 | 157,001 | 160,367 | 167,045 |         |         |         |         |         |         |         |           |
| Orders in process - Produits en cours  | 1983         | 33,889  | 31,921  | 34,481  | 30,285  | 25,412  | 25,188  | 26,617  | 48,157  | 45,712  | 42,750  | 42,720  | 40,802  |           |
|  | 1984         | 40,350  | 40,310  | 50,107  | 50,800  | 50,219  | 54,149  | 52,680  | 54,229  | 54,178  | 46,501  | 43,448  | 40,708  |           |
|  | 1985         | 40,741  | 41,999  | 44,186  | 48,414  | 52,381  | 54,754  | 43,833  | 33,989  | 25,389  | 29,730  | 35,136  | 40,216  |           |
|  | 1986         | 40,822  | 41,713  | 42,535  | 40,034  | 44,666  | 47,045  | 44,791  | 48,066  | 49,916  | 50,284  | 49,123  | 48,316  |           |
| D 317297 37 3712   | 1987         | 54,245  | 51,515  | 51,519  | 52,583  | 50,443  |         |         |         |         |         |         |         |           |
| Finished products - Produits finis   | 1983         | 247,326 | 266,809 | 247,943 | 237,656 | 223,707 | 196,853 | 193,086 | 179,192 | 183,765 | 183,523 | 168,247 | 204,912 |           |
|  | 1984         | 200,230 | 195,633 | 165,314 | 200,517 | 199,279 | 190,754 | 190,575 | 197,985 | 203,697 | 224,193 | 232,601 | 223,296 |           |
|  | 1985         | 244,528 | 264,782 | 290,681 | 294,401 | 266,387 | 243,415 | 250,975 | 257,476 | 269,771 | 272,535 | 280,932 | 270,674 |           |
|  | 1986         | 276,904 | 271,669 | 289,996 | 299,503 | 272,621 | 252,984 | 241,078 | 248,065 | 250,447 | 240,970 | 229,661 | 228,390 |           |
| D 317612 37 3712   | 1987         | 233,285 | 233,909 | 242,904 | 251,274 | 245,328 |         |         |         |         |         |         |         |           |
| Other agricultural chemical industries -<br>Autres industries des produits chimiques<br>d'usage agricole                               | 1983         | 23,611  | 25,661  | 40,727  | 46,689  | 51,304  | 32,126  | 26,755  | 27,157  | 25,161  | 19,986  | 18,900  | 19,142  | 357,219   |
|  | 1984         | 28,480  | 33,489  | 48,234  | 48,234  | 42,766  | 29,521  | 18,589  | 25,733  | 24,687  | 20,681  | 17,392  | 20,394  | 350,295   |
|  | 1985         | 39,404  | 32,794  | 48,943  | 48,830  | 43,416  | 34,878  | 20,487  | 22,617  | 18,065  | 19,373  | 18,897  | 22,505  | 370,209   |
| Shipments - Livraisons   | 1986         | 26,041  | 38,033  | 53,861  | 49,815  | 42,449  | 26,220  | 20,090  | 18,240  | 20,154  | 22,190  | 21,536  | 21,837  | 360,466   |
| D 215486 37 3729   | 1987         | 21,520  | 35,063  | 38,920  | 45,137  | 44,672  |         |         |         |         |         |         |         |           |
| Inventory owned - Total - Des stocks<br>possédés   | 1983         | 80,637  | 93,533  | 112,087 | 100,477 | 88,072  | 76,428  | 73,893  | 92,591  | 95,207  | 82,016  | 87,886  | 89,378  |           |
|  | 1984         | 113,922 | 135,959 | 121,771 | 116,648 | 102,904 | 96,868  | 102,497 | 94,457  | 91,288  | 104,138 | 121,960 | 124,114 |           |
|  | 1985         | 138,235 | 141,354 | 142,970 | 136,923 | 119,951 | 110,804 | 109,345 | 112,773 | 118,095 | 124,433 | 138,479 | 144,086 |           |
|  | 1986         | 161,220 | 180,491 | 165,860 | 143,785 | 136,265 | 121,844 | 128,914 | 129,411 | 125,385 | 126,101 | 122,032 | 129,628 |           |
| D 317971 37 3729   | 1987         | 161,037 | 163,555 | 161,880 | 139,974 | 126,739 |         |         |         |         |         |         |         |           |
| Plastic and synthetic resin industry -<br>Industrie des matières plastiques et<br>des résines synthétiques                             | 1983         | 107,379 | 119,769 | 134,907 | 138,262 | 135,102 | 147,823 | 123,162 | 132,127 | 151,717 | 148,055 | 146,613 | 135,062 | 1,619,478 |
|  | 1984         | 133,300 | 140,924 | 158,184 | 158,139 | 154,840 | 154,880 | 136,145 | 140,430 | 146,180 | 145,507 | 137,640 | 124,779 | 1,730,948 |
|  | 1985         | 128,734 | 142,314 | 158,041 | 154,463 | 151,710 | 159,396 | 143,096 | 141,958 | 158,186 | 157,822 | 145,028 | 138,321 | 1,779,069 |
| Shipments - Livraisons   | 1986         | 146,608 | 152,617 | 177,235 | 167,842 | 160,008 | 167,423 | 153,897 | 151,546 | 170,152 | 166,875 | 155,851 | 151,916 | 1,921,970 |
| D 315487 37 373  | 1987         | 149,468 | 162,086 | 179,002 | 184,436 | 177,254 |         |         |         |         |         |         |         |           |
| Inventory owned - Total - Des stocks<br>possédés   | 1983         | 204,605 | 205,159 | 212,882 | 211,956 | 226,067 | 223,765 | 224,060 | 226,105 | 228,687 | 219,293 | 217,789 | 222,822 |           |
|  | 1984         | 231,679 | 234,647 | 245,838 | 243,579 | 255,453 | 247,077 | 238,319 | 231,824 | 231,001 |         |         |         |           |

TABLE 6. Estimated Value of Shipments, Orders and Inventories in Selected Individual Industries

TABLEAU 6. Valeur estimative des livraisons, commandes et stocks de certaines industries particulières

| SIC 1980   | CAE 1980               | Month - Mois                               |            |               |                |            |             |               |             |         |         |         |         | Total     |           |
|--|------------------------|--|------------|---------------|----------------|------------|-------------|---------------|-------------|---------|---------|---------|---------|-----------|-----------|
|  |                        | Jan<br>Janv                                | Feb<br>Fév | March<br>Mars | April<br>Avril | May<br>Mai | June<br>Jun | July<br>Juill | Aug<br>Août | Sept    | Oct     | Nov     | Dec     |           |           |
|  |                        | Thousands of dollars - milliers de dollars |            |               |                |            |             |               |             |         |         |         |         |           |           |
| Pharmaceutical and medicine industry -<br>industrie des produits pharmaceutiques<br>et des médicaments | 1983                   | 126,372                                    | 122,848    | 133,108       | 123,621        | 133,812    | 160,810     | 126,861       | 139,581     | 152,237 | 142,865 | 158,471 | 141,399 | 1,661,985 |           |
|  | 1984                   | 140,623                                    | 141,733    | 166,053       | 140,643        | 158,636    | 184,361     | 148,072       | 153,053     | 159,445 | 171,495 | 181,368 | 173,936 | 1,919,418 |           |
|  | 1985                   | 151,527                                    | 148,322    | 158,595       | 156,108        | 163,309    | 231,650     | 152,626       | 151,357     | 181,507 | 190,682 | 205,592 | 192,200 | 2,083,475 |           |
|  | Shipments - Livraisons | 1986                                       | 165,146    | 169,893       | 173,033        | 185,043    | 176,277     | 220,741       | 167,704     | 176,345 | 208,286 | 211,088 | 215,598 | 226,590   | 2,790,744 |
|  | D 315488               | 37 374                                     | 190,580    | 199,164       | 205,806        | 195,909    | 200,082     |               |             |         |         |         |         |           |           |
| Inventory owned - Total - Des stocks<br>possédés   | 1983                   | 316,003                                    | 328,670    | 336,863       | 339,518        | 341,043    | 335,505     | 328,629       | 327,943     | 329,165 | 328,539 | 339,969 | 330,120 | ...       |           |
|  | 1984                   | 352,437                                    | 347,261    | 360,640       | 369,046        | 383,041    | 369,362     | 359,149       | 356,354     | 356,578 | 359,962 | 349,188 | 343,131 | ...       |           |
|  | 1985                   | 371,215                                    | 389,634    | 394,420       | 401,758        | 417,553    | 406,950     | 400,366       | 398,887     | 404,151 | 413,089 | 412,538 | 401,584 | ...       |           |
|  | 1986                   | 414,357                                    | 419,908    | 431,945       | 445,956        | 456,215    | 443,656     | 435,684       | 443,243     | 454,624 | 449,456 | 442,644 | 426,234 | ...       |           |
|  | D 317973               | 37 374                                     | 420,255    | 444,004       | 450,396        | 472,257    | 476,224     |               |             |         |         |         |         |           |           |
| Raw materials - Matières premières   | 1983                   | 114,255                                    | 112,541    | 115,495       | 112,879        | 116,034    | 115,581     | 123,898       | 119,152     | 120,700 | 119,432 | 120,195 | 120,120 | ...       |           |
|  | 1984                   | 125,014                                    | 121,210    | 127,400       | 126,739        | 129,047    | 119,200     | 122,273       | 120,691     | 121,221 | 130,027 | 119,053 | 119,110 | ...       |           |
|  | 1985                   | 128,710                                    | 127,613    | 124,812       | 130,877        | 136,658    | 142,248     | 142,759       | 139,264     | 140,588 | 139,228 | 142,788 | 138,277 | ...       |           |
|  | 1986                   | 142,232                                    | 136,946    | 143,132       | 142,922        | 143,163    | 140,171     | 140,971       | 145,648     | 153,047 | 148,734 | 138,242 | 133,927 | ...       |           |
|  | D 316908               | 37 374                                     | 134,716    | 141,367       | 136,772        | 138,079    | 131,208     |               |             |         |         |         |         |           |           |
| Goods in process - Produits en cours   | 1983                   | 80,057                                     | 86,682     | 89,105        | 88,918         | 87,421     | 84,593      | 76,028        | 81,904      | 80,040  | 79,645  | 84,359  | 82,256  | ...       |           |
|  | 1984                   | 89,899                                     | 88,045     | 88,480        | 91,246         | 89,209     | 88,584      | 81,530        | 84,879      | 79,716  | 77,389  | 81,206  | 82,139  | ...       |           |
|  | 1985                   | 89,425                                     | 100,343    | 107,183       | 101,755        | 103,437    | 99,090      | 95,820        | 95,304      | 98,714  | 102,749 | 99,785  | 100,967 | ...       |           |
|  | 1986                   | 113,180                                    | 117,003    | 120,717       | 117,764        | 119,425    | 120,255     | 113,241       | 117,646     | 119,359 | 114,503 | 123,559 | 121,012 | ...       |           |
|  | D 317263               | 37 374                                     | 116,187    | 132,642       | 139,476        | 147,560    | 147,955     |               |             |         |         |         |         |           |           |
| Finished products - Produits finis   | 1983                   | 171,691                                    | 129,447    | 132,263       | 137,721        | 137,588    | 135,331     | 128,703       | 126,887     | 128,475 | 129,462 | 135,415 | 127,744 | ...       |           |
|  | 1984                   | 137,524                                    | 138,006    | 144,760       | 151,061        | 164,785    | 161,578     | 155,346       | 150,784     | 155,641 | 152,546 | 148,929 | 141,882 | ...       |           |
|  | 1985                   | 153,080                                    | 161,578    | 162,425       | 169,126        | 177,458    | 165,702     | 161,787       | 164,319     | 164,849 | 171,117 | 169,965 | 162,340 | ...       |           |
|  | 1986                   | 158,945                                    | 165,959    | 168,096       | 185,270        | 193,627    | 183,230     | 181,472       | 179,949     | 182,218 | 186,719 | 180,843 | 171,295 | ...       |           |
|  | D 317618               | 37 374                                     | 169,352    | 169,995       | 174,148        | 186,618    | 197,061     |               |             |         |         |         |         |           |           |
| Paint and varnish industry - Industrie<br>des peintures et vernis                                      | 1983                   | 57,068                                     | 65,887     | 91,187        | 86,166         | 90,942     | 105,192     | 91,116        | 87,336      | 89,479  | 79,873  | 71,550  | 59,424  | 946,220   |           |
|  | 1984                   | 64,596                                     | 83,995     | 89,149        | 96,993         | 105,378    | 110,300     | 106,029       | 97,553      | 90,598  | 88,313  | 80,319  | 64,536  | 1,077,258 |           |
|  | 1985                   | 73,016                                     | 98,222     | 97,352        | 106,481        | 118,667    | 123,394     | 114,992       | 100,208     | 101,378 | 99,543  | 86,998  | 72,569  | 1,192,220 |           |
|  | 1986                   | 87,086                                     | 97,862     | 103,157       | 132,781        | 129,197    | 129,713     | 121,481       | 111,463     | 115,521 | 114,827 | 91,546  | 84,312  | 1,318,946 |           |
|  | D 315489               | 37 375                                     | 88,263     | 106,092       | 117,658        | 140,628    | 138,497     |               |             |         |         |         |         |           |           |
| Inventory owned - Total - Des stocks<br>possédés   | 1983                   | 163,213                                    | 169,922    | 174,685       | 167,646        | 150,781    | 168,880     | 166,469       | 164,786     | 162,457 | 165,890 | 176,452 | 171,174 | ...       |           |
|  | 1984                   | 178,768                                    | 185,564    | 189,307       | 188,757        | 185,293    | 183,345     | 177,059       | 186,085     | 187,268 | 191,202 | 189,497 | 197,121 | ...       |           |
|  | 1985                   | 200,023                                    | 208,615    | 213,345       | 206,824        | 207,469    | 208,224     | 210,785       | 212,311     | 212,487 | 210,338 | 212,108 | 210,611 | ...       |           |
|  | 1986                   | 230,635                                    | 239,877    | 234,582       | 233,202        | 221,789    | 225,943     | 230,737       | 219,220     | 219,482 | 213,534 | 212,188 | 207,444 | ...       |           |
|  | D 317974               | 37 375                                     | 217,207    | 224,866       | 227,558        | 229,475    | 227,063     |               |             |         |         |         |         |           |           |
| Raw materials - Matières premières   | 1983                   | 64,500                                     | 65,734     | 68,277        | 65,237         | 66,965     | 69,842      | 70,684        | 70,646      | 67,834  | 70,090  | 75,503  | 71,789  | ...       |           |
|  | 1984                   | 75,378                                     | 77,132     | 84,066        | 82,851         | 81,972     | 82,019      | 78,104        | 83,939      | 84,420  | 84,812  | 79,317  | 82,497  | ...       |           |
|  | 1985                   | 82,295                                     | 82,485     | 86,164        | 84,547         | 88,555     | 88,774      | 90,513        | 91,492      | 90,478  | 89,035  | 90,045  | 87,902  | ...       |           |
|  | 1986                   | 92,752                                     | 97,452     | 93,916        | 94,648         | 92,447     | 95,462      | 97,035        | 92,648      | 91,070  | 90,437  | 86,232  | 87,113  | ...       |           |
|  | D 316909               | 37 375                                     | 92,532     | 93,294        | 94,316         | 94,887     | 92,919      |               |             |         |         |         |         |           |           |
| Goods in process - Produits en cours   | 1983                   | 7,363                                      | 7,240      | 7,435         | 7,347          | 7,553      | 7,603       | 7,487         | 7,480       | 7,061   | 6,673   | 7,985   | 7,484   | ...       |           |
|  | 1984                   | 7,212                                      | 7,296      | 7,420         | 7,971          | 8,756      | 8,302       | 8,103         | 7,956       | 8,134   | 8,192   | 8,799   | 8,996   | ...       |           |
|  | 1985                   | 8,845                                      | 8,857      | 8,703         | 8,820          | 9,081      | 9,264       | 8,725         | 9,088       | 9,463   | 9,448   | 9,257   | 8,479   | ...       |           |
|  | 1986                   | 9,711                                      | 9,511      | 9,828         | 9,869          | 10,029     | 10,939      | 10,029        | 10,800      | 9,980   | 10,475  | 9,983   | 9,490   | ...       |           |
|  | D 317264               | 37 375                                     | 10,749     | 10,012        | 10,899         | 10,781     | 10,783      |               |             |         |         |         |         |           |           |
| Finished products - Produits finis   | 1983                   | 91,350                                     | 96,948     | 99,023        | 95,062         | 76,263     | 91,435      | 88,298        | 86,660      | 87,562  | 89,127  | 92,964  | 91,901  | ...       |           |
|  | 1984                   | 96,178                                     | 101,136    | 97,821        | 97,935         | 94,565     | 83,074      | 90,852        | 94,190      | 94,714  | 98,198  | 101,381 | 105,628 | ...       |           |
|  | 1985                   | 108,883                                    | 117,773    | 118,478       | 112,457        | 109,833    | 110,186     | 111,547       | 111,731     | 112,596 | 111,855 | 112,811 | 114,230 | ...       |           |
|  | 1986                   | 128,172                                    | 132,914    | 130,838       | 128,685        | 119,313    | 119,542     | 123,673       | 115,777     | 118,432 | 112,627 | 115,973 | 110,841 | ...       |           |
|  | D 317619               | 37 375                                     | 113,926    | 121,560       | 122,343        | 123,807    | 123,361     |               |             |         |         |         |         |           |           |
| Soap and cleaning compounds industry -<br>industrie des savons et composés pour le<br>nettoyage        | 1983                   | 91,935                                     | 90,128     | 102,784       | 94,786         | 98,621     | 98,385      | 96,605        | 106,116     | 102,294 | 101,265 | 96,651  | 84,493  | 1,169,063 |           |
|  | 1984                   | 107,775                                    | 97,614     | 106,996       | 100,636        | 110,266    | 108,921     | 109,692       | 107,166     | 109,772 | 110,345 | 104,861 | 83,600  | 1,257,644 |           |
|  | 1985                   | 113,377                                    | 103,706    | 110,632       | 112,645        | 125,930    | 115,630     | 116,571       | 119,789     | 128,799 | 125,802 | 118,104 | 105,583 | 1,496,568 |           |
|  | 1986                   | 128,599                                    | 114,973    | 117,108       | 126,765        | 117,327    | 119,805     | 112,402       | 106,980     | 131,816 | 128,647 | 118,362 | 112,254 | 1,435,038 |           |
|  | D 315490               | 37 376                                     | 121,445    | 112,016       | 127,142        | 123,984    | 112,558     |               |             |         |         |         |         |           |           |
| Inventory owned - Total - Des stocks<br>possédés   | 1983                   | 147,312                                    | 151,122    | 154,304       | 154,273        | 156,252    | 160,205     | 153,339       | 145,303     | 142,660 | 145,760 | 151,456 | 156,621 | ...       |           |
|  | 1984                   | 152,645                                    | 156,694    | 169,356       | 169,257        | 168,054    | 167,919     | 166,144       | 170,608     | 167,405 | 178,618 | 180,573 | 178,115 | ...       |           |
|  | 1985                   | 180,221                                    | 175,498    | 181,250       | 198,846        | 192,738    | 193,229     | 189,893       | 183,313     | 180,083 | 183,639 | 183,436 | 173,119 | ...       |           |
|  | 1986                   | 170,325                                    | 179,702    | 187,160       | 184,293        | 180,525    | 176,297     | 173,529       | 168,613     | 166,849 | 169,117 | 177,734 | 177,903 | ...       |           |
|  | D 317975               | 37 376                                     | 170,495    | 168,813       | 166,196        | 168,119    | 168,284     |               |             |         |         |         |         |           |           |
| Raw materials - Matières premières   | 1983                   | 62,335                                     | 64,823     | 66,991        | 63,663         | 67,349     | 64,898      | 65,810        | 62,620      | 65,254  | 65,713  | 63,751  | 63,158  | ...       |           |
|  | 1984                   | 66,423                                     | 66,312     | 75,948        | 74,919         | 72,803     | 65,552      | 66,254        | 71,963      | 69,177  | 71,065  | 72,721  | 70,312  | ...       |           |
|  | 1985                   | 74,000                                     | 69,078     | 76,091        | 76,110         | 77,072     | 75,211      | 76,136        | 77,438      | 77,962  | 81,100  | 75,337  | 75,756  | ...       |           |
|  | 1986                   | 70,700                                     | 74,216     | 78,331        | 76,651         | 73,614     | 75,105      | 74,895        | 73,454      | 72,469  | 72,855  | 77,548  | 75,799  | ...       |           |
|  | D 316910               | 37 376                                     | 74,277     | 72,840        | 69,243         | 73,177     | 72,528      |               |             |         |         |         |         |           |           |
| Goods in process - Produits en cours   | 1983                   | 8,284                                      | 7,940      | 7,357         | 10,299         | 7,843      | 8,479       | 7,705         | 7,202       | 7,910   | 8,713   | 10,313  | 11,333  | ...       |           |
|  | 1984                   | 9,457                                      | 10,761     | 10,810        | 9,893          | 9,821      | 9,982       | 10,939        | 10,313      | 11,073  | 9,852   | 10,690  | 10,355  | ...       |           |
|  | 1985                   | 11,963                                     | 12,269     | 11,804        | 12,374         | 12,110     | 12,558      | 12,948        | 13,428      | 12,339  | 8,443   | 11,166  | 11,018  | ...       |           |
|  | 1986                   | 8,879                                      | 9,034      | 9,238         | 10,344         | 9,429      | 9,480       | 9,362         | 9,397       | 7,335   | 7,163   | 7,482   | 8,491   | ...       |           |
|  | D 317265               | 37 376                                     | 7,489      | 7,314         | 7,459          | 7,233      | 7,112       |               |             |         |         |         |         |           |           |

See footnote(s)



TABLE 6. Estimated Value of Shipments, Orders and Inventories in Selected Individual Industries

TABLEAU 6. Valeur estimative des livraisons, commandes et stocks de certaines industries particulières

|   |         | Month - Mois |         |         |         |         |         |         |         |         |         |         |         | Total     |
|---|---------|--------------|---------|---------|---------|---------|---------|---------|---------|---------|---------|---------|---------|-----------|
|   |         | Jan          | Feb     | March   | April   | May     | June    | July    | Aug     | Sept    | Oct     | Nov     | Dec     |           |
|   |         | Janv         | Fév     | Mars    | Avril   | Mai     | Juin    | Juill   | Août    | Sept    | Oct     | Nov     | Déc     |           |
| thousands of dollars - milliers de dollars  |         |              |         |         |         |         |         |         |         |         |         |         |         |           |
| CAE 1980  |         |              |         |         |         |         |         |         |         |         |         |         |         |           |
| CAE 1980  |         |              |         |         |         |         |         |         |         |         |         |         |         |           |
| Finished products - Produits finis  |         |              |         |         |         |         |         |         |         |         |         |         |         |           |
| 1983  |         | 76 693       | 78 359  | 79 956  | 80 311  | 81 060  | 86 828  | 79 824  | 75 481  | 69 496  | 71 334  | 77 392  | 82 130  | ...       |
| 1984  |         | 76 765       | 80 121  | 82 598  | 84 445  | 85 430  | 92 385  | 88 951  | 88 332  | 87 155  | 97 701  | 97 162  | 97 448  | ...       |
| 1985  |         | 94 258       | 94 151  | 93 355  | 110 362 | 103 556 | 105 460 | 100 809 | 92 447  | 89 732  | 94 096  | 96 933  | 86 345  | ...       |
| 1986  |         | 90 746       | 96 452  | 99 591  | 97 298  | 97 482  | 91 712  | 89 272  | 85 762  | 87 045  | 89 099  | 92 704  | 93 613  | ...       |
| D 317620  | 37 376  | 88 729       | 88 659  | 89 494  | 87 709  | 88 644  |         |         |         |         |         |         |         | ...       |
| Toilet preparations industry - Industrie des produits de toilette                                       |         |              |         |         |         |         |         |         |         |         |         |         |         |           |
| 1983  |         | 51 543       | 55 744  | 59 948  | 54 870  | 57 285  | 60 632  | 51 153  | 68 435  | 84 258  | 74 016  | 69 823  | 53 942  | 741 649   |
| 1984  |         | 53 634       | 65 626  | 71 689  | 59 592  | 66 155  | 67 329  | 50 624  | 71 656  | 94 400  | 81 282  | 70 705  | 58 751  | 811 443   |
| 1985  |         | 56 800       | 65 358  | 79 708  | 67 057  | 64 300  | 68 663  | 56 595  | 78 130  | 107 408 | 86 000  | 69 515  | 65 114  | 864 648   |
| 1986  |         | 61 067       | 69 751  | 72 968  | 68 261  | 62 260  | 74 225  | 58 089  | 79 439  | 106 235 | 96 129  | 76 311  | 76 561  | 901 296   |
| D 315491  | 37 377  | 61 071       | 72 301  | 79 534  | 74 980  | 74 342  |         |         |         |         |         |         |         | ...       |
| Inventory owned - Total - Des stocks possédés   |         |              |         |         |         |         |         |         |         |         |         |         |         |           |
| 1983  |         | 134 688      | 136 138 | 138 727 | 140 369 | 144 728 | 150 372 | 149 687 | 150 712 | 146 470 | 146 175 | 146 817 | 145 550 | ...       |
| 1984  |         | 156 374      | 154 004 | 155 949 | 151 075 | 154 160 | 155 799 | 160 284 | 158 795 | 149 890 | 145 341 | 143 690 | 147 943 | ...       |
| 1985  |         | 154 690      | 157 226 | 157 818 | 160 367 | 165 734 | 171 651 | 174 408 | 174 996 | 162 061 | 156 082 | 154 043 | 159 034 | ...       |
| 1986  |         | 161 771      | 161 630 | 165 768 | 180 464 | 191 135 | 197 284 | 205 423 | 203 932 | 196 422 | 184 918 | 179 975 | 173 398 | ...       |
| D 317976  | 37 377  | 177 793      | 177 476 | 181 305 | 189 100 | 189 472 |         |         |         |         |         |         |         | ...       |
| Raw materials - Matières premières  |         |              |         |         |         |         |         |         |         |         |         |         |         |           |
| 1983  |         | 70 557       | 67 271  | 69 314  | 70 793  | 72 988  | 76 045  | 78 086  | 77 400  | 75 704  | 77 053  | 74 628  | 74 064  | ...       |
| 1984  |         | 84 164       | 81 867  | 80 870  | 80 796  | 83 927  | 82 451  | 86 626  | 84 213  | 79 043  | 73 882  | 74 407  | 77 643  | ...       |
| 1985  |         | 80 670       | 83 082  | 84 507  | 84 639  | 86 284  | 88 772  | 91 310  | 88 846  | 83 831  | 81 716  | 81 652  | 84 356  | ...       |
| 1986  |         | 87 812       | 85 962  | 86 124  | 94 351  | 100 917 | 103 297 | 109 261 | 109 199 | 103 819 | 98 236  | 92 223  | 89 836  | ...       |
| D 316911  | 37 377  | 91 471       | 89 550  | 93 782  | 98 846  | 98 144  |         |         |         |         |         |         |         | ...       |
| Goods in process - Produits en cours  |         |              |         |         |         |         |         |         |         |         |         |         |         |           |
| 1983  |         | 9 418        | 10 062  | 9 904   | 9 470   | 10 377  | 12 022  | 10 839  | 11 267  | 9 723   | 9 082   | 10 623  | 9 364   | ...       |
| 1984  |         | 13 373       | 10 163  | 11 100  | 9 948   | 9 740   | 13 172  | 10 271  | 10 950  | 10 670  | 12 392  | 9 233   | 10 650  | ...       |
| 1985  |         | 13 632       | 13 890  | 12 583  | 12 840  | 13 411  | 17 482  | 15 459  | 15 242  | 12 012  | 12 307  | 12 885  | 12 124  | ...       |
| 1986  |         | 12 278       | 13 097  | 12 550  | 12 776  | 14 913  | 17 377  | 17 648  | 17 159  | 15 572  | 13 494  | 15 427  | 13 910  | ...       |
| D 317266  | 37 377  | 13 424       | 13 972  | 13 978  | 13 907  | 12 719  |         |         |         |         |         |         |         | ...       |
| Finished products - Produits finis  |         |              |         |         |         |         |         |         |         |         |         |         |         |           |
| 1983  |         | 54 713       | 58 805  | 59 509  | 60 106  | 61 363  | 62 305  | 60 762  | 62 045  | 61 043  | 60 040  | 61 566  | 62 122  | ...       |
| 1984  |         | 58 837       | 61 974  | 63 979  | 60 331  | 60 493  | 60 176  | 63 387  | 63 632  | 60 177  | 59 067  | 60 050  | 59 650  | ...       |
| 1985  |         | 60 388       | 60 254  | 60 728  | 62 888  | 66 039  | 65 397  | 67 639  | 70 908  | 66 218  | 62 059  | 59 506  | 62 554  | ...       |
| 1986  |         | 61 681       | 62 571  | 67 094  | 73 337  | 75 305  | 76 610  | 78 514  | 77 574  | 77 031  | 73 188  | 72 325  | 69 652  | ...       |
| D 317621  | 37 377  | 72 898       | 73 954  | 73 545  | 76 347  | 78 609  |         |         |         |         |         |         |         | ...       |
| Printing ink industry - Industrie des encres d'imprimerie   |         |              |         |         |         |         |         |         |         |         |         |         |         |           |
| 1983  |         | 15 194       | 15 725  | 18 835  | 17 317  | 17 004  | 18 991  | 16 459  | 19 529  | 19 843  | 19 392  | 21 176  | 14 796  | 214 256   |
| 1984  |         | 17 317       | 18 996  | 21 390  | 19 574  | 20 264  | 20 267  | 18 010  | 20 593  | 21 098  | 22 307  | 25 218  | 15 401  | 240 435   |
| 1985  |         | 19 953       | 18 375  | 20 546  | 21 658  | 21 246  | 20 351  | 19 586  | 21 039  | 22 354  | 23 887  | 24 053  | 20 421  | 253 469   |
| 1986  |         | 23 940       | 23 563  | 23 311  | 24 284  | 24 959  | 26 513  | 25 351  | 24 598  | 25 197  | 25 673  | 24 920  | 21 996  | 294 725   |
| D 315493  | 37 3791 | 20 709       | 21 627  | 22 276  | 25 558  | 23 700  |         |         |         |         |         |         |         | ...       |
| Inventory owned - Total - Des stocks possédés   |         |              |         |         |         |         |         |         |         |         |         |         |         |           |
| 1983  |         | 32 003       | 30 918  | 30 218  | 32 048  | 33 647  | 38 124  | 38 669  | 34 435  | 35 126  | 34 739  | 33 977  | 34 170  | ...       |
| 1984  |         | 37 346       | 37 535  | 37 703  | 36 649  | 37 654  | 36 915  | 38 347  | 38 478  | 37 981  | 38 002  | 37 906  | 39 701  | ...       |
| 1985  |         | 39 809       | 39 131  | 37 968  | 38 280  | 35 487  | 34 835  | 31 680  | 38 558  | 38 520  | 39 398  | 38 459  | 37 925  | ...       |
| 1986  |         | 40 377       | 38 617  | 42 036  | 41 736  | 40 863  | 40 821  | 41 992  | 38 838  | 36 856  | 36 880  | 39 765  | 40 687  | ...       |
| D 317978  | 37 3791 | 36 719       | 41 516  | 32 898  | 41 769  | 36 234  |         |         |         |         |         |         |         | ...       |
| Adhesives industry - Industrie des adhésifs   |         |              |         |         |         |         |         |         |         |         |         |         |         |           |
| 1983  |         | 8 599        | 9 561   | 10 680  | 10 902  | 10 424  | 10 414  | 8 932   | 8 801   | 9 934   | 10 395  | 9 233   | 8 075   | 115 950   |
| 1984  |         | 10 419       | 10 260  | 10 847  | 11 314  | 10 748  | 11 188  | 10 301  | 9 840   | 10 611  | 11 413  | 10 261  | 7 845   | 174 447   |
| 1985  |         | 10 867       | 10 405  | 10 784  | 11 160  | 12 446  | 12 866  | 11 144  | 10 723  | 11 554  | 11 621  | 10 524  | 9 339   | 133 433   |
| 1986  |         | 10 696       | 11 102  | 12 966  | 12 617  | 13 622  | 14 135  | 12 129  | 11 343  | 13 142  | 13 353  | 12 591  | 11 995  | 149 691   |
| D 315494  | 37 3792 | 12 019       | 12 574  | 14 925  | 14 150  | 13 987  |         |         |         |         |         |         |         | ...       |
| Inventory owned - Total - Des stocks possédés   |         |              |         |         |         |         |         |         |         |         |         |         |         |           |
| 1983  |         | 13 536       | 14 775  | 16 168  | 17 663  | 18 872  | 21 450  | 22 622  | 14 866  | 17 451  | 18 349  | 21 541  | 23 148  | ...       |
| 1984  |         | 24 303       | 25 033  | 24 896  | 25 543  | 25 239  | 22 831  | 23 668  | 22 889  | 22 491  | 22 908  | 21 707  | 22 488  | ...       |
| 1985  |         | 21 113       | 20 941  | 21 294  | 22 110  | 21 839  | 22 574  | 23 668  | 23 760  | 22 488  | 22 566  | 24 536  | 25 325  | ...       |
| 1986  |         | 24 834       | 24 977  | 25 490  | 26 383  | 26 896  | 27 956  | 26 511  | 25 406  | 23 895  | 23 439  | 23 328  | 23 058  | ...       |
| D 317979  | 37 3792 | 23 251       | 25 853  | 26 423  | 25 998  | 26 407  |         |         |         |         |         |         |         | ...       |
| Other chemical products industries n.e.c. - Autres industries des produits chimiques n.e.c.             |         |              |         |         |         |         |         |         |         |         |         |         |         |           |
| 1983  |         | 116 233      | 121 511 | 143 846 | 132 445 | 134 336 | 140 078 | 123 363 | 137 448 | 144 309 | 134 893 | 135 333 | 118 259 | 1 582 054 |
| 1984  |         | 128 819      | 137 152 | 157 989 | 137 803 | 138 867 | 144 967 | 126 707 | 143 420 | 136 878 | 150 909 | 135 330 | 122 710 | 1 661 546 |
| 1985  |         | 128 615      | 140 547 | 174 622 | 160 595 | 157 377 | 153 963 | 145 011 | 151 313 | 157 235 | 143 672 | 149 128 | 173 311 | 1 785 384 |
| 1986  |         | 139 758      | 155 904 | 168 228 | 170 073 | 165 467 | 165 883 | 148 194 | 145 792 | 149 750 | 158 464 | 152 956 | 159 919 | 1 880 348 |
| D 315495  | 37 3799 | 127 895      | 148 367 | 162 556 | 175 574 | 173 106 |         |         |         |         |         |         |         | ...       |
| Inventory owned - Total - Des stocks possédés   |         |              |         |         |         |         |         |         |         |         |         |         |         |           |
| 1983  |         | 275 305      | 285 209 | 290 338 | 290 797 | 275 603 | 269 375 | 262 637 | 250 632 | 247 294 | 239 088 | 239 722 | 246 519 | ...       |
| 1984  |         | 222 674      | 213 288 | 220 416 | 223 150 | 222 025 | 218 115 | 217 474 | 222 350 | 220 650 | 221 931 | 221 359 | 236 708 | ...       |
| 1985  |         | 253 068      | 249 648 | 251 292 | 255 067 | 247 552 | 241 186 | 245 925 | 255 136 | 249 461 | 262 067 | 258 819 | 274 097 | ...       |
| 1986  |         | 268 232      | 268 572 | 269 874 | 282 289 | 287 657 | 276 739 | 282 963 | 277 394 | 270 180 | 276 055 | 261 708 | 259 641 | ...       |
| D 317980  | 37 3799 | 259 084      | 260 968 | 255 620 | 258 962 | 263 482 |         |         |         |         |         |         |         | ...       |
| <b>OTHER MANUFACTURING INDUSTRIES - AUTRES INDUSTRIES MANUFACTURIÈRES:</b>                              |         |              |         |         |         |         |         |         |         |         |         |         |         |           |
| Scientific and professional equipment industries - Industries du matériel scientifique et professionnel |         |              |         |         |         |         |         |         |         |         |         |         |         |           |
| 1983  |         | 104 563      | 106 378 | 118 144 | 112 872 | 109 220 | 116 940 | 111 850 | 112 387 | 125 356 | 129 064 | 121 714 | 112 415 | 1 380 903 |
| 1984  |         | 110 610      | 109 051 | 124 815 | 114 925 | 122 304 | 131 831 | 116 325 | 107 083 | 124 121 | 135 860 | 129 631 | 118 718 | 1 445 274 |
| 1985  |         | 110 610      | 114 986 | 129 671 | 125 459 | 129 375 | 136 460 | 122 868 | 133 616 | 153 749 | 148 000 | 151 002 | 142 949 | 1 598 745 |
| 1986  |         | 132 615      | 143 819 | 142 415 | 137 098 | 145 414 | 151 034 | 137 836 | 140 897 | 145 176 | 143 627 | 145 456 | 143 753 | 1 709 140 |
| D 315649  | 39 391  | 122 008      | 126 452 | 141 676 | 142 390 | 143 470 |         |         |         |         |         |         |         | ...       |
| Inventory owned - Total - Des stocks possédés   |         |              |         |         |         |         |         |         |         |         |         |         |         |           |
| 1983  |         | 348 087      | 354 937 | 355 901 | 355 617 | 351 746 | 360 051 | 334 497 | 334 777 | 335 944 | 329 228 | 325 649 | 323 534 | ...       |
| 1984  |         | 332 177      | 343 186 | 347 243 | 356 007 | 361 101 | 357 150 | 350 331 | 347 705 | 346 529 | 339 504 | 3       |         |           |

TABLE 6. Estimated Value of Shipments, Orders and Inventories in Selected Individual Industries

TABLEAU 6. Valeur estimative des livraisons, commandes et stocks de certaines industries particulières

| SIC 1980<br>CAF 1980                                      | Months - Mois |         |         |         |         |         |         |         |         |         |         |         |         | Total   |
|---|---------------|---------|---------|---------|---------|---------|---------|---------|---------|---------|---------|---------|---------|---------|
|   | Jan.          | Feb.    | March   | April   | May     | June    | July    | Aug.    | Sept.   | Oct.    | Nov.    | Dec.    |         |         |
|   | Janv.         | Fév.    | Mars    | Avril   | Mai     | Jun     | Juill.  | Août    | Sept.   | Oct.    | Nov.    | Dec.    |         |         |
| thousands of dollars - milliers de dollars                |               |         |         |         |         |         |         |         |         |         |         |         |         |         |
| Sporting goods industry - Industrie des articles de sport | 1983          | 30,950  | 32,373  | 36,916  | 35,833  | 43,054  | 50,052  | 41,209  | 39,424  | 41,994  | 36,389  | 37,020  | 27,241  | 452,455 |
| Shipments - Livraisons                                    | 1984          | 36,228  | 38,489  | 43,425  | 42,519  | 50,054  | 53,553  | 42,010  | 44,229  | 41,365  | 38,244  | 35,528  | 28,253  | 493,897 |
|   | 1985          | 37,661  | 39,795  | 45,413  | 44,631  | 52,920  | 55,834  | 45,670  | 45,050  | 44,197  | 40,004  | 36,383  | 32,128  | 519,686 |
|   | 1986          | 39,013  | 40,814  | 47,920  | 53,548  | 50,173  | 52,521  | 49,262  | 42,421  | 37,214  | 37,423  | 36,493  | 32,791  | 519,593 |
| D 315658 39 3931  | 1987          | 38,119  | 43,990  | 52,789  | 55,036  | 50,879  |         |         |         |         |         |         |         |         |
| Inventory owned - Total - Des stocks possédés             | 1983          | 126,350 | 135,356 | 144,005 | 149,664 | 147,973 | 140,317 | 132,182 | 125,981 | 119,808 | 122,964 | 126,435 | 124,999 | ...     |
|   | 1984          | 138,356 | 149,474 | 160,095 | 165,941 | 165,411 | 157,500 | 148,433 | 147,589 | 135,012 | 133,119 | 120,764 | 135,672 | ...     |
|   | 1985          | 155,379 | 165,536 | 167,056 | 169,200 | 168,559 | 155,103 | 141,047 | 134,065 | 130,131 | 123,556 | 125,193 | 127,523 | ...     |
|   | 1986          | 134,751 | 138,828 | 131,207 | 144,601 | 149,398 | 143,387 | 139,065 | 136,422 | 133,088 | 133,227 | 127,374 | 133,545 | ...     |
| D 318143 39 3931  | 1987          | 141,736 | 147,521 | 143,501 | 144,255 | 139,047 |         |         |         |         |         |         |         | ...     |
| Toy and games industry - Industrie des jouets et jeux     | 1983          | 11,827  | 14,388  | 18,407  | 17,593  | 15,580  | 20,917  | 19,256  | 25,322  | 33,286  | 28,189  | 20,414  | 15,307  | 240,481 |
| Shipments - Livraisons                                    | 1984          | 12,262  | 15,939  | 20,756  | 19,534  | 18,007  | 19,424  | 21,802  | 25,655  | 29,613  | 28,247  | 20,311  | 14,721  | 246,271 |
|   | 1985          | 10,314  | 13,563  | 18,537  | 18,671  | 20,019  | 22,555  | 21,529  | 23,453  | 25,122  | 26,200  | 20,203  | 15,338  | 235,504 |
|   | 1986          | 15,254  | 18,622  | 22,648  | 17,653  | 17,915  | 25,165  | 26,665  | 26,733  | 28,776  | 26,521  | 22,093  | 15,204  | 263,249 |
| D 315659 39 3932  | 1987          | 14,829  | 19,256  | 21,389  | 15,266  | 18,297  |         |         |         |         |         |         |         |         |
| Inventory owned - Total - Des stocks possédés             | 1983          | 60,142  | 62,306  | 61,711  | 63,790  | 66,811  | 68,861  | 69,482  | 66,767  | 62,265  | 55,405  | 53,239  | 55,126  | ...     |
|   | 1984          | 67,548  | 69,851  | 74,551  | 75,052  | 82,769  | 79,697  | 78,074  | 77,176  | 67,245  | 68,307  | 63,815  | 69,311  | ...     |
|   | 1985          | 76,196  | 79,195  | 88,372  | 98,687  | 107,424 | 110,731 | 129,790 | 129,106 | 86,975  | 70,424  | 68,405  | 64,358  | ...     |
|   | 1986          | 99,055  | 94,388  | 89,665  | 88,405  | 128,034 | 111,526 | 120,621 | 126,536 | 117,510 | 100,703 | 108,961 | 105,469 | ...     |
| D 318144 39 3932  | 1987          | 103,889 | 122,972 | 124,719 | 142,095 | 142,058 |         |         |         |         |         |         |         | ...     |

See footnote(s) at end of statistical tables - Voir note(s) à la fin des tableaux statistiques





## FOOTNOTES

### Tables 1 and 5

- (1) Although separate series for the Yukon and the Northwest Territories are not published, their values are included in the Canada total.
- (2) The value for total shipments contains four industries where "production" is used instead of shipments. Please see concepts and methods, 4th paragraph for more details.

### Tables 2 to 4

- (1) Series which contain no significant seasonality, include: raw materials in the rubber products industries, primary textiles industries and refined petroleum and coal products industries; and also goods in process for tobacco products industries. Therefore, these series are repeated without adjustment in the tables of seasonally adjusted estimates and aggregates of which they are components. Small differences in the unadjusted values, when repeated, may result from rounding techniques.

### Table 6

- (1) For this industry, "production" is used instead of shipments. For explanation, please see concepts and methods, 4th paragraph.
- (2) The Data for industry 3711 Industrial Inorganic Chemical Industries n.e.c. no longer includes the data for industry 3721 Chemical Fertilizer and Fertilizer Materials Industries.

**Note:** Figures may not add due to rounding.

## NOTES

### Tableaux 1 et 5

- (1) Même si les séries pour le Yukon et les Territoires du Nord-Ouest ne sont pas publiées elles sont cependant incluses dans le total pour le Canada.
- (2) La valeur des livraisons totales contient quatre industries où la "production" est utilisée au lieu des livraisons. Pour plus de détails, voir le 4<sup>ème</sup> paragraphe des concepts et méthodes.

### Tableaux 2 à 4

- (1) Les séries qui sont peu sensibles aux variations saisonnières incluent: les matières premières dans les industries des produits de caoutchouc, des textiles de première transformation et des produits raffinés du pétrole et du charbon; et également les produits en cours dans les industries du tabac. Le tableau de la série désaisonnalisée répète donc les valeurs non corrigées. Les différences minimales entre les séries sont attribuables à la technique d'arrondissement utilisée.

### Tableau 6

- (1) Pour cette industrie, la "production" est utilisée au lieu des livraisons. Pour plus de détails, voir le 4<sup>ème</sup> paragraphe des concepts et méthodes.
- (2) Les données pour l'industrie 3711 industries des produits chimiques inorganiques d'usage industriel, n.c.a. ne comprennent plus les données de l'industrie 3721 industries des engrais chimiques et de matières pour engrais.

**Nota:** Les chiffres ne totaliseront peut-être pas en raison de l'arrondissement.

## CONCEPTS AND METHODS

### Estimation Method

Inventories, shipments and orders values in this publication constitute monthly projections of annual census of manufactures values based on returns from a stratified, systematic sample of manufacturing establishments. The data in the January 1985 publication are the first to be published under the 1980 Standard Industrial Classification (SIC). The data in this publication are benchmarked to the 1983 Census. Values for years prior to 1983 have been previously benchmarked to the corresponding census data and the aggregate of monthly shipments in those years should correspond with published census values. Because the monthly estimates subsequent to 1983 are projections, these totals are subject to adjustment when more recent census data become available. Inventory estimates for December published here, differ from year-end census values to the extent that census totals include individual establishment reports for fiscal years that may end on dates other than December 31. Unfilled orders are published for industries where maintenance of a continuing record of the value of an establishment's backlog of orders is a normal part of the accounting procedure.

The population of manufacturing establishments is divided into groups of large, medium and small establishments according to the value of shipments reported for the census year. Monthly values are sought for all large establishments and a sample is chosen separately for each of the other two size groups. Sample unit values are weighted according to the inverse of their probability of selection. This sample is revised annually in accordance with the census base. To facilitate timely response from company accounting departments, combined reports are accepted from companies with more than one establishment. Estimates of current values are accepted from establishments where the inventory and unfilled orders levels are not measured at the end of each accounting period. There are about 12,500 establishments in the reporting panel.

### Inventories

Isolation of component values of inventory by level of fabrication in each industry, where possible, is important for economic studies as well as for derivation of production values. To facilitate this, respondents are asked to report their book values of raw materials, goods in process, finished products and progress payments separately. The inventory levels are calculated on a Canada-wide basis, not by province.

Both inventory held and inventory owned are published. The difference between inventory held and inventory owned is the value of progress payments received by manufacturers for partially completed items such as aircraft, railroad rolling stocks, ships and structures using fabricated steel. As work proceeds on such items, total inventory values increase until the time of delivery. By deducting the balance of progress payments on manufacturers' books from total inventory, the value of manufacturers' investment in inventory is derived.

## CONCEPTS ET METHODES

### Méthode d'estimation

Les chiffres sur les stocks, les livraisons et les commandes qui figurent dans cette publication sont des projections mensuelles des résultats du recensement annuel des manufactures établies à partir des déclarations d'un échantillon stratifié et systématique d'établissements manufacturiers. Les données qui contiennent la publication de janvier 1985 sont les premières qui soient publiées sous la Classification Type des Industries (C.T.I.) de 1980. Les données qui contiennent la publication sont ajustées en fonction du recensement de 1983. Les chiffres pour les années jusqu'à 1983 inclusivement ont été raccordés aux recensements en cause et la somme des livraisons mensuelles de ces années doit être égale aux résultats de recensements qui ont été publiés. Comme les estimations mensuelles postérieures à 1983 sont des projections, elles pourront être rectifiées lorsqu'on disposera des données de recensement plus récentes. Les estimations sur les stocks publiées dans ce bulletin sont celles de décembre, elles diffèrent donc des chiffres du recensement se rapportant à la fin de l'année dans la mesure où les totaux du recensement comprennent les déclarations de certains établissements pour des années financières qui peuvent prendre fin à d'autres dates qu'au 31 décembre. Les commandes en carnet sont publiées pour les industries où la comptabilité normale prévoit de consigner la valeur des commandes en souffrance des établissements d'une manière suivie.

La population des établissements manufacturiers se divise en trois groupes d'établissements (grands, moyens et petits) suivant la valeur des livraisons déclarées pour l'année de recensement. On demande des déclarations mensuelles à tous les grands établissements et on tire un échantillon séparé pour chacun des deux autres groupes. Les valeurs de l'échantillon sont pondérées en relation inverse de la probabilité qu'elles soient choisies. Cette échantillon est révisé annuellement suivant les résultats du recensement. Dans le but d'aider les services de comptabilité des sociétés à envoyer leurs déclarations à temps, Statistique Canada accepte une déclaration globale pour les sociétés ayant plus d'un établissement et une estimation des chiffres courants pour les établissements dont les stocks et les commandes en carnet ne sont pas recensés à la fin de chaque exercice comptable. On compte environ 12,500 établissements dans l'échantillon.

### Les stocks

Il est important d'isoler les chiffres des éléments des stocks selon le stage de fabrication dans chaque industrie, lorsque c'est possible, afin de faire des études économiques et des extrapolations des chiffres de production. À cet effet, on demande aux enquêtés de déclarer séparément la valeur comptable de leurs matières premières, de leurs produits en cours, de leurs produits finis et de leurs acomptes à valoir. Les niveaux des stocks sont calculés pour l'ensemble du Canada et non au niveau provincial.

On publie la valeur des stocks détenus et des stocks possédés. La différence entre les deux donne la valeur des acomptes versés par les fabricants sur des produits dont la fabrication n'est qu'en partie achevée comme les avions, le matériel ferroviaire roulant, les bateaux et des constructions qui utilisent des semi-produits en acier. À mesure que la fabrication de ces produits avance, la valeur globale des stocks augmente jusqu'au moment de la livraison. En déduisant le solde des acomptes comptabilisés par les fabricants de l'ensemble des stocks, on obtient la somme investie dans les stocks par les fabricants.



In order to reduce the distortion in the shipments of the four above mentioned industries that would be caused when responding companies finally treat such items of relatively high value as completed sales, a "production" value is used instead of shipments. This production value is derived from adjusting monthly shipments by the monthly change in inventories held (Goods in process held + Finished products). The raw materials are not included in the calculation since production tries to measure "work done" during the month.

### Orders

Most establishments that maintain order books strike a value of unfilled orders at the end of each accounting period. The survey seeks this value which is defined as orders received but not shipped or treated as a sale whether or not work has been done on them or they can be filled from existing stocks. No estimate of this value is made for those industries where orders are customarily filled from stocks on hand and order books are, accordingly, not generally maintained.

New orders, a series of considerable economic interest, is a residual value derived from shipments and unfilled orders. All shipments within any month result from an order received either during that month or at some earlier time. New orders are calculated as the sum of total shipments within any month plus the change in the total of unfilled orders from the end of the previous month to the end of the month under review.

### Imputation

Values must be imputed for those establishments that have not reported in time for compilation of monthly estimates. This is largely done by mechanical methods which take into account the activity of similar establishments from which reports have been received. In conjunction with preliminary estimates for the current month, the estimates for the preceding month are revised to account for any late returns. When respondents report values for periods earlier than those of the revised current estimates, the responses are used to correct the trends when the series are updated to new census benchmarks.

### Revisions

Definitions, classifications and groupings are based on those used by the census of manufactures.

The January 1973 issue of this publication contains a more detailed description of the concepts and survey methods for these series.

### Historical Series

Major series published in this issue are stored in CANSIM, the computerized time series data bank of Statis-

Afin de réduire la distortion qui surviendrait dans les quatre industries en cause au moment où les sociétés observées considèrent en fin de compte des produits d'une valeur relativement grande comme des ventes achevées, une valeur de "production" est utilisée au lieu des livraisons. Pour arriver à cette valeur de production, il s'agit d'ajuster la valeur mensuelle des livraisons par le changement mensuel dans les inventaires détenus (Produits en cours détenus + Produits finis). Les matières premières ne sont pas incluses dans ce calcul car nous essayons de calculer le "travail fait" durant le mois.

### Les commandes

La plupart des établissements qui tiennent des carnets de commandes établissent la valeur des commandes en carnet à la fin de chaque exercice comptable. Lors de l'enquête, nous demandons cette valeur, qui est considérée comme commandes reçues mais non encore expédiées, que des travaux aient été effectués ou non à leur égard, lorsque la commande peut être honorée à partir des stocks existants. Cette valeur n'est pas estimée dans le cas des entreprises qui exécutent habituellement les commandes des réceptions, à partir de leurs stocks et qui, par conséquent, ne tiennent pas de carnet de commande.

Les séries sur les nouvelles commandes, qui présentent beaucoup d'intérêt du point de vue économique, donnent la valeur résiduelle établie à partir des livraisons et des commandes en carnet. Toutes les livraisons effectuées au cours d'un mois donné résultent d'une commande reçue, soit pendant ce mois, soit avant. Les nouvelles commandes sont calculées à partir du total des livraisons au cours d'un mois donné plus la différence entre le total des commandes en carnet à la fin du mois précédent et le total des commandes en carnet à la fin du mois observé.

### Imputation

L'imputation des données se fait surtout par des moyens mécaniques qui tiennent compte de l'activité d'établissements semblables qui ont fait parvenir des déclarations. Conformément aux estimations préliminaires pour le mois courant, on révisé les estimations pour le mois précédent afin de prendre en compte toutes données déclarées en retard. Lorsque les répondants déclarent les chiffres correspondants aux périodes antérieures à celle des estimations révisées actuelles, les réponses servent à corriger les tendances lorsque les séries sont mises à jour d'après les nouvelles données repéré du recensement.

### Révisions

Les définitions, les classifications et les groupes sont basés sur ceux du recensement des manufactures.

Le numéro de janvier 1973 de cette publication contient une description plus détaillée des concepts et des méthodes d'enquête de cette série.

### Séries chronologiques

Les séries importantes publiées dans cette livraison sont stockées dans le CANSIM, banque électronique de données sur les



tics Canada. All or any part of these series may be purchased on magnetic tape or as computer print-outs. For further information direct inquiries to:

CANSIM,  
Application Consulting Section,  
Statistics Canada,  
Ottawa, Ontario, K1A 0Z8

### Seasonal Adjustment

The seasonal adjustment method applied to the series consists of the ratio-to-moving average method in use at Statistics Canada. The X-11 - ARIMA program is used for seasonal adjustment.

Some series containing no significant seasonality or very high irregularity have not been seasonally adjusted. In these cases, unadjusted values are repeated in the tables of seasonally adjusted data. See footnotes for series affected.

### Months for Cyclical Dominance

The MCD or months for cyclical dominance values located at the right of the Cansim databank reference number (e.g. D 315674) for seasonally adjusted series, indicate the smallest span of months for which the average change in the cyclical factor is greater than that for the irregular factor. For the smoothest series the MCD is one; for the most erratic series, it is twelve. Application of a moving average of the period of the MCD will tend to smooth irregular movements that may obscure the underlying trend-cycle.

### The Economic Use Classification (EUC)

The concept of the Economic Use Classification (EUC) consists of combining activities of individual industries at the finest level of aggregation identified by the Standard Industrial Classification (SIC) and bring together, in a general sense, industries whose outputs are directed towards the different types of markets served by industry or, in other words, groups that reflect demand on manufacturing industries by elements of the gross national expenditure.

The present EUC consists of six mutually exclusive groups and a supplementary automotive group. Although the output of an industry may serve a market that spans more than one classification, no attempt is made to subdivide that industry's output into finer detail than that identified by the SIC. Thus the distribution of specific industries to economic uses is determined by the perceived market for the greatest share of the industry's output.

séries chronologiques de Statistique Canada. On peut acheter toutes ces séries ou une partie d'entre elles sur bandes magnétiques ou sous forme d'états mécanographiques. Pour tout renseignement complémentaire, s'adresser au:

CANSIM,  
Section de consultants aux applications,  
Statistique Canada,  
Ottawa (Ontario) K1A 0Z8

### Désaisonnalisation

On désaisonnalise des séries en calculant le rapport à la moyenne mobile, suivant les méthodes utilisées à Statistique Canada. Il s'agit en l'occurrence du programme normalisé qui sert à appliquer le version X-11 - ARMMI.

Pour quelques séries particulières, il n'y a pas de saisonnalité d'importance, ou il y a trop d'irrégularité. Ces séries n'ont pas été désaisonnalisées. Pour ces cas, les valeurs, sans désaisonnalisation ont été répétées dans les tableaux des séries désaisonnalisées. Voir les notes pour les séries affectées.


### Mois de dominance cyclique

Les valeurs de M.D.C. (mois de dominance cyclique) sont situées à la droite du numéro de référence de la Banque de données de "Cansim" (ex: D 315674) pour les séries désaisonnalisées, indiquent le plus petit nombre de mois pour lequel la variation moyenne du facteur cyclique est plus grande que celle du facteur d'irrégularité. Le M.D.C. est de un pour les séries les plus régulières et de douze pour les plus fluctuantes. L'application d'une moyenne mobile de la période des M.D.C. aidera à lisser les mouvements irréguliers qui pourraient masquer la tendance cyclique implicite.

### Classification des groupes selon l'utilisation économique (CGUE)

Le concept de la classification des groupes selon l'utilisation économique (CGUE) est de combiner les activités des industries à leur plus bas niveau d'aggrégation identifié par la classification type des industries (C.T.I.) et de rassembler les industries d'après le marché desservi ou encore, en groupe d'après la demande sur les industries manufacturières par les éléments de la dépense nationale brute.

La CGUE comprend six groupes mutuellement exclusifs et une classification complémentaire des industries connexes de l'automobile. Bien que la production d'une industrie peut servir plus d'un marché, aucun effort est fait pour subdiviser la production de cette industrie dans plus de détail que fournit par la C.T.I. Donc, la distribution d'industries spécifiques à un groupe économique se fait entièrement vers le marché qui est perçu comme étant le plus important pour l'industrie en question.











STATISTICS CANADA LIBRARY  
BIBLIOTHÈQUE STATISTIQUE CANADA



1010644454

