





DOMINION BUREAU OF STATISTICS
Industry and Merchandising Division
OTTAWA



Published by Authority of the Rt. Hon. C. D. Howe, Minister of Trade and Commerce

MC16

Vol. 5-No. 5

Price 15 cents

STEEL WIRE AND SPECIFIED WIRE PRODUCTS

MAY - 1950

Shipments of steel wire by Canadian producers amounted to 10,800 tons in May, 1950 compared with 9,554 tons in the corresponding month of 1949. This month's total included 6,357 tons of plain wire, 2,802 tons of galvanized wire, 176 tons of other coated wire, 1,329 tons of barbed wire and 136 tons of cold rolled flat wire.

Producers' shipments of wire fencing in the current month were higher than in May of last year, the amounts being 3,211 tons and 3,083 tons respectively, and the shipments of steel wire nails were down to 7,857 tons from 9,234 tons in May, 1949.

Table 1 - Production of Steel Wire and Specified Wire Products, May, 1950 with Comparative Totals for May, 1949

	May, 1949		May, 1950	
	Tonnage made	Tonnage shipped	Tonnage made	Tonnage shipped
(Tons of 2,000 pounds)				
<u>Steel Wire -</u>				
Plain	22,266(*)	5,631(*)	22,822	6,357
Galvanized	5,969	2,415	5,886	2,802
Other coated	176(*)	140(*)	213	176
Barbed	1,207	1,149	1,082	1,329
Cold rolled flat wire of all sizes, qualities and finishes	260	219	250	136
<u>Wire Rope -</u>				
Steel wire rope	1,216	1,358	1,574	1,742
Clothesline wire	108	95	68	56
Other stranded wire	310	371	407	394
<u>Wire Fencing -</u>				
Woven wire farm fencing	2,131	2,634	1,586	2,486
Woven wire lawn fencing	156	234	227	389
Woven wire chain link fabric (including tonnage used in industrial fencing) ..	190	215	288	336
<u>Nails, Tacks and Staples -</u>				
Wire nails, iron and steel	8,124	8,735	7,665	7,449
Cut nails, iron and steel	94	106	81	70
Wire staples, steel	172	193	133	111
Tacks of steel, brass and copper	146	145	103	215
Nails, aluminum	56	55	16	12

(*) Revised.

NOTE:- This report was prepared in the Mining, Metallurgical and Chemical Section.




Table 2 - Production of Steel Wire and Specified Wire Products, Five Months Ended May, 1950, with Comparative Totals for Corresponding Period, 1949

	Five months ended May, 1949		Five months ended May, 1950	
	Tonnage made	Tonnage shipped	Tonnage made	Tonnage shipped
	(Tons of 2,000 pounds)			
<u>Steel Wire -</u>				
Plain	112,091(*)	30,771(*)	107,826	29,827
Galvanized	29,538	12,634	27,992	12,105
Other coated	1,070(*)	798(*)	1,008	786
Barbed	5,288	5,681	5,894	6,248
Cold rolled flat wire of all sizes, qualities and finishes	1,038	937	1,212	769
<u>Wire Rope -</u>				
Steel wire rope	6,927	7,132	6,291	6,724
Clothesline wire	353	353	297	256
Other stranded wire	1,859	1,546	2,355	2,287
<u>Wire Fencing -</u>				
Woven wire farm fencing	10,130	12,324	7,848	10,239
Woven wire lawn fencing	872	968	846	1,048
Woven wire chain link fabric (including tonnage used in industrial fencing)..	621	692	954	917
<u>Nails, Tacks and Staples -</u>				
Wire nails, iron and steel	37,058	38,345	35,593	33,758
Cut nails, iron and steel	484	470	441	397
Wire staples, steel	846	897	884	884
Tacks of steel, brass and copper	822	621	481	608
Nails, aluminum	171	173	82	78

(*) Revised.

Table 3 - Imports of Steel Wire and Specified Wire Products, May, 1950 and Five Months Ended May, 1950

Item	May, 1950		Five months ended May, 1950	
	Pounds	\$	Pounds	\$
Wire of steel, drawn flat or cold rolled flat after drawing, not more than .25 inch in width and less than .1875 inch in thickness, coated or not, n.o.p.	23,700	5,498	207,500	38,746
Wire of iron or steel, coated with zinc, n.o.p.	143,200	28,564	702,600	115,263
Wire of steel, valued at not less than 2 $\frac{3}{4}$ cents per pound, for the manufacture of wire rope	3,423,400	339,110	13,072,100	1,322,786
Wire, steel, single or several, coated, n.o.p. or covered with any material	66,100	12,662	232,400	47,539
Wire, steel, twisted, braided or stranded including wire rope or cable, coated or not, n.o.p.	496,800	73,551	1,744,600	285,165
Wire for upholstery springs	434,500	31,161	12,440,700	176,106

Table 3 - Imports of Steel Wire and Specified Wire Products, May, 1950 and Five Months Ended May, 1950 (Concluded)

Item	May, 1950		Five months ended May, 1950	
	Pounds	\$	Pounds	\$
Wire for corset steels or dress stays ...	14,700	5,768	130,100	48,456
Wire for the manufacture of machine card clothing	4,200	1,716
Wire of steel, single, not covered in coils, for fishing operations, n.o.p....	...	682	...	2,634
Wire of rust or acid resisting steel, twisted or stranded, for commercial fishing operations	3,823
Wire, steel, for the manufacture of fencing
Wire of iron or steel, n.o.p.	1,168,000	168,719	3,450,300	577,310
Barbed wire fencing	46,300	3,957	159,100	12,968
Woven or welded wire fencing, from wire not more than .144 inch and not less than .080 inch in diameter	1,655	...	10,869
Woven or welded wire fencing, coated or not, n.o.p.	4,517	...	44,925
Cut nails	16,300	4,258	262,700	25,943
Tacks of all kinds	2,612	1,398	17,262	7,857
Wire nails over 1" and wire roofing nails of all sizes	653,600	36,759	2,221,700	178,303
Nails and brads	27,142	12,003	121,244	41,313

Note: "n.o.p." means "not otherwise provided for" in the statistical classification.

Table 4 - Exports of Steel Wire and Specified Wire Products, May, 1950 and Five Months Ended May, 1950

Item	May, 1950		Five months ended May, 1950	
	Pounds	\$	Pounds	\$
Barbed wire	2,900	267
Other wire of iron and steel	37,098	...	265,679
Woven wire fencing	2,322	...	10,288
Wire nails	500	68	1,700	165
Tacks	193,700	27,900	334,900	54,102
Nails and brads, other	2,900	471	27,900	2,654

STATISTICS CANADA LIBRARY
BIBLIOTHÈQUE STATISTIQUE CANADA



1010638145