


D.B.S. MEMORANDUM

Dominion Bureau of Statistics, Ottawa, Canada

Vol. 3-No. 1

Price \$1.00 per year



GYPSUM PRODUCTS

DECEMBER - 1951 and JANUARY - 1952

Production, Factory Shipments and Factory Stocks of Gypsum Products



	Stocks on hand at beginning of period	Quantity made during period	Quantity shipped during period	Stocks on hand at end of period
--	--	--------------------------------------	---	--

December - 1951

Gypsum wallboard	sq.ft.	2,770,823	16,348,735	16,484,448	2,635,110
Gypsum lath	sq.ft.	1,694,177	12,328,492	11,487,156	2,535,513
Gypsum sheathing	sq.ft.	629,288	319,660	177,388	771,560
Gypsum block and tile	sq.ft.	182,806	1,763	2,786	181,783
Gypsum plasters	tons	951	8,823	8,778	996

January - 1952

Gypsum wallboard	sq.ft.	2,635,110	17,209,684	16,979,322	2,865,472
Gypsum lath	sq.ft.	2,535,513	14,450,381	14,070,536	2,915,358
Gypsum sheathing	sq.ft.	771,560	...	189,923	581,637
Gypsum block and tile	sq.ft.	181,783	...	25,090	156,693
Gypsum plasters	tons	996	12,182	12,298	880



STATISTICS CANADA LIBRARY
BIBLIOTHÈQUE STATISTIQUE CANADA



1010551231

