


Service Bulletin

AVIATION STATISTICS CENTRE

OTTAWA 4, CANADA

Vol. 1, No. 9
ASC-SB-2-2



November 1968
Preliminary

WE HAVE MOVED!
Our new address is:

Aviation Statistics Centre
275 Slater Street
Ottawa 4, Ontario

Station Activity and Traffic Flow

This issue of the Aviation Statistics Centre Service Bulletin contains two graphs relating to Station Activity and Traffic Flow.

They show, on Chart 1, the number of flights from which passengers may deplane, and on Chart 2, the number of passengers deplaned, at Montreal International Airport from points outside Canada, by carrier groups, January 1966 to August 1968.

The following notes explain some of the more drastic fluctuations on both graphs:

1. Eastern Airlines strike, July 8 to August 19, 1966.
2. Air Canada strike, November 14 to 27, 1966.
3. Air France strike, most of May and part of June 1968.
4. BOAC strike, June 16 to July 1, 1968. BOAC operated one return flight daily, to Montreal and Toronto during the strike.

C O N T E N T S

	<u>Page</u>
<u>Introduction and explanatory notes</u>	1
Chart 1 - Scheduled International Flights arriving at Montreal	2
Chart 2 - Passenger Deplanements at Montreal	3

8705-501

CHART 1

NUMBER OF SCHEDULED INTERNATIONAL FLIGHTS ARRIVING AT MONTREAL,
FROM POINTS OUTSIDE OF CANADA,
FROM WHICH PASSENGERS WERE DEPLANED
BY CARRIER GROUP

January 1966 to August 1968

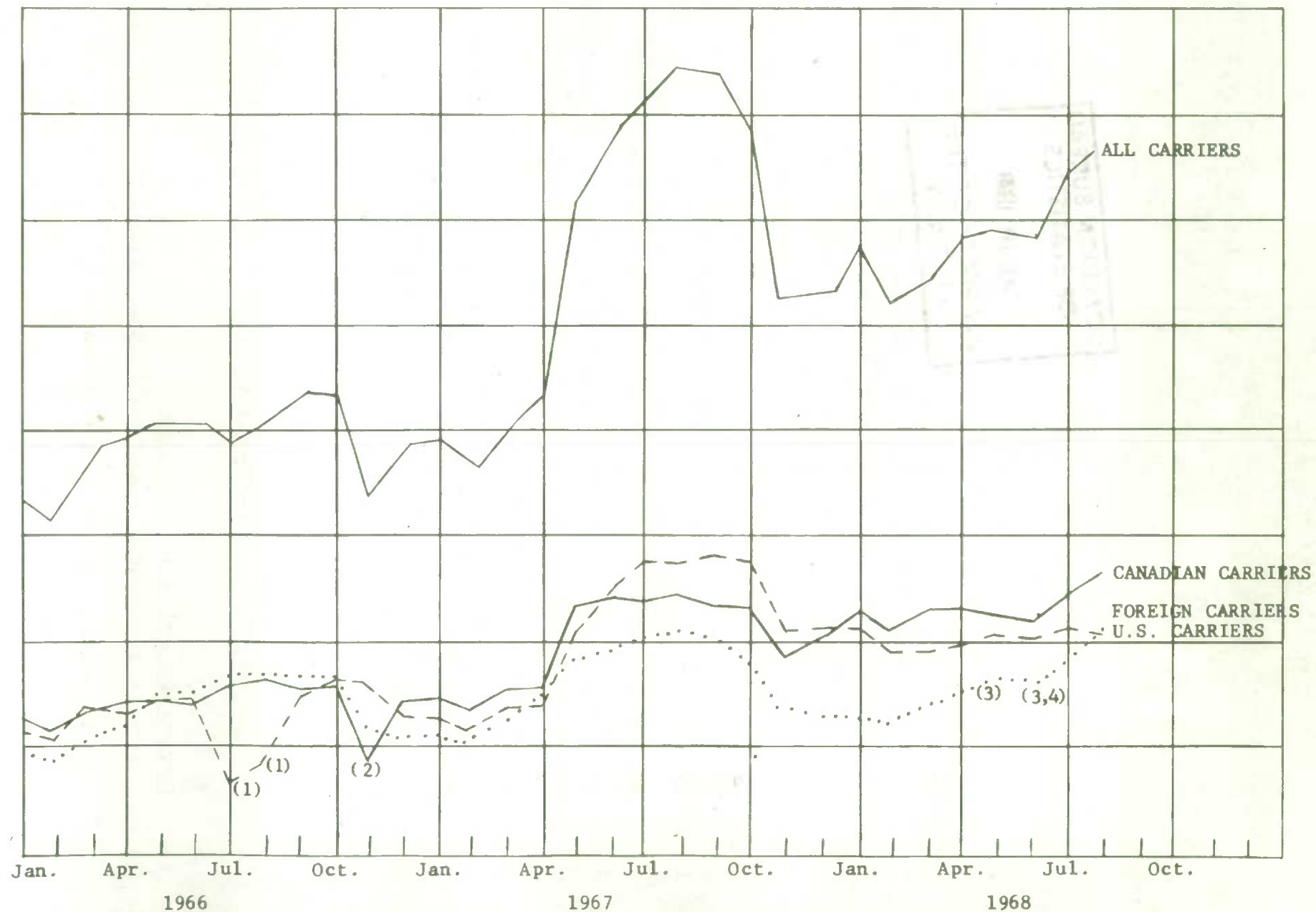
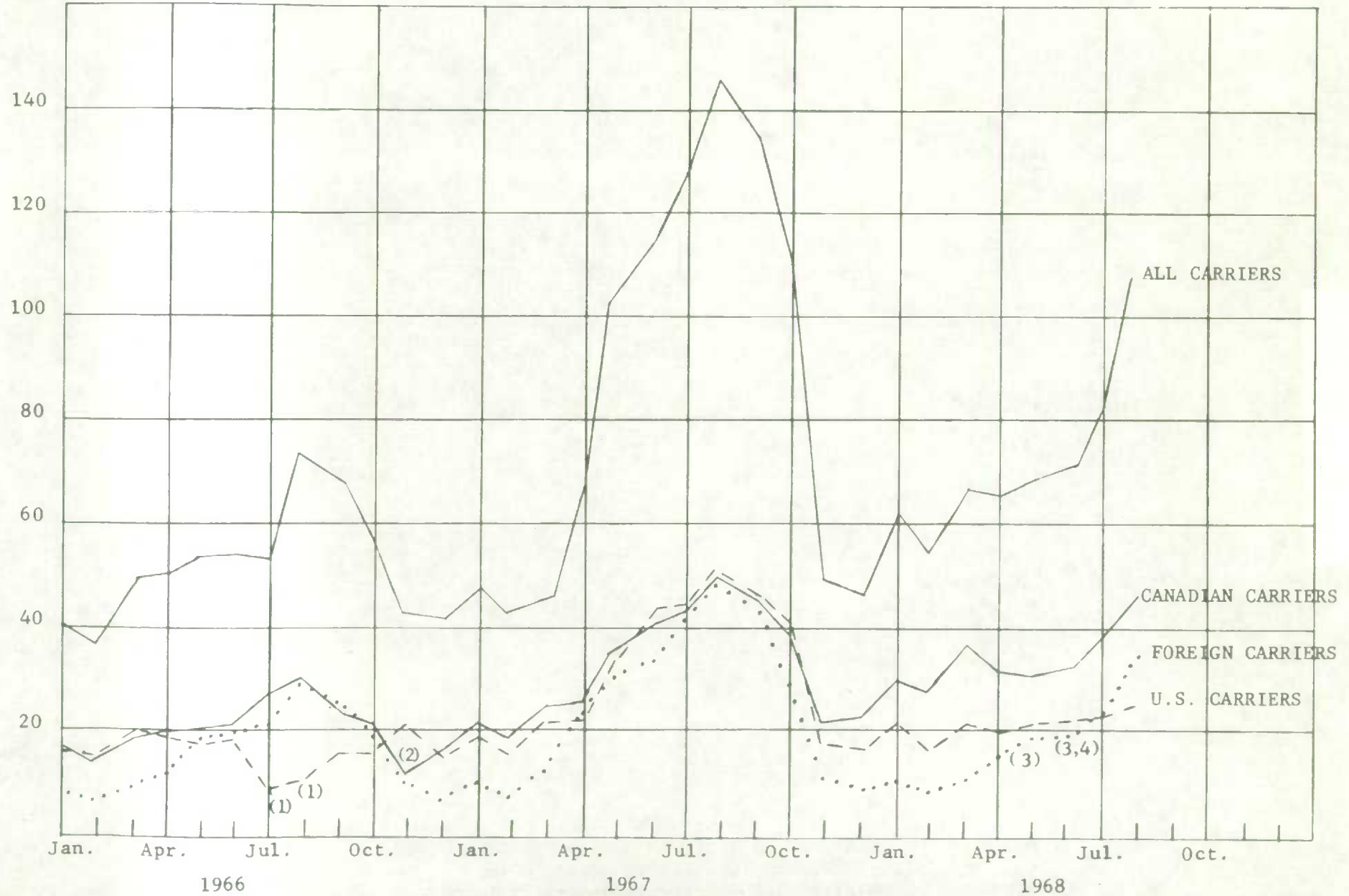
(Number)
2000

CHART 2

PASSENGER DEPLANEMENTS AT MONTREAL FROM SCHEDULED FLIGHTS
ARRIVING FROM POINTS OUTSIDE OF CANADA
BY CARRIER GROUP

('000)
160

January 1966 to August 1968



STATISTICS CANADA LIBRARY
BIBLIOTHÈQUE STATISTIQUE CANADA



1010551564