

52-001

C-1

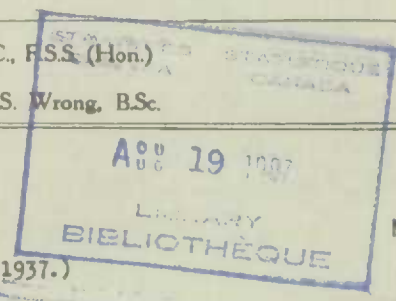
*Mr. J. G. ...
Miss G.*

Published by Authority of the Honourable W. D. Euler, M.P.,
Minister of Trade and Commerce.

**DOMINION BUREAU OF STATISTICS
TRANSPORTATION AND PUBLIC UTILITIES BRANCH
OTTAWA**



Dominion Statistician, R.H. COATS, LL. D., F.R.S.C., F.S.S. (Hon.)
Chief, Transportation and Public Utilities Branch, G.S. Wrong, B.Sc.



Vol. XLII

CAR LOADINGS

(Fifty-third week ended January 2, 1937.)

No. 53

The first week of 1936 ended on January 4 and the 52nd week on December 26. The loadings for the week ended January 2, 1937, will not be included in the totals of either 1936 or 1937 and the week ended January 9 will be considered as the first week in this year. This procedure will make the week ended January 1, 1938, the last week of 1937. The same method of adjustment was used for the first week in 1932.

The comparisons of loadings for the week ended January 2 with those for the week ended January 4 last year are made for information. Next week comparisons will be made between the weeks ended January 9, 1937, and January 4, 1936.

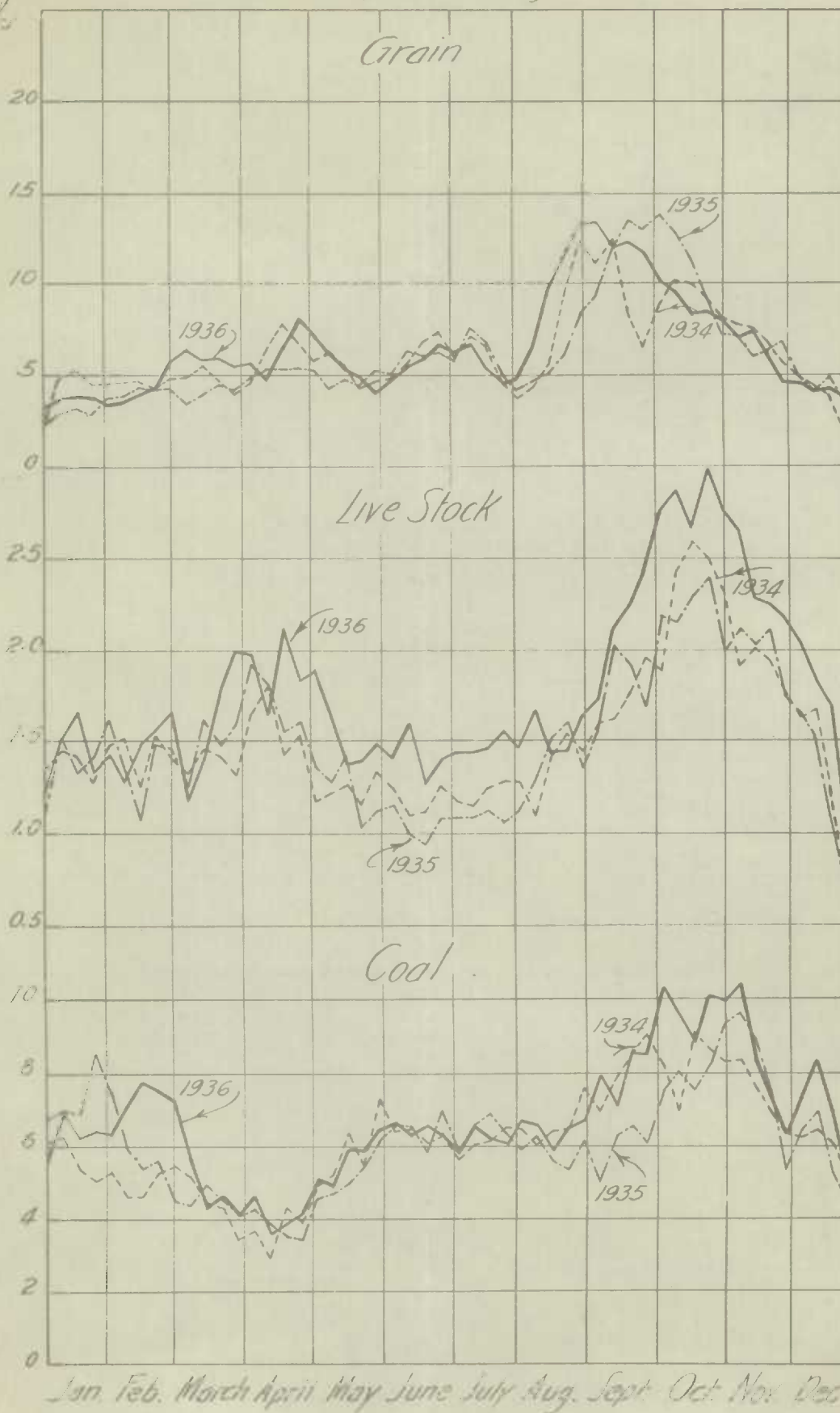
Total loadings for the week ended January 2 amounted to 37,290 cars, as against 36,152 cars for the previous week and 34,458 cars for the week ended January 4, 1936.

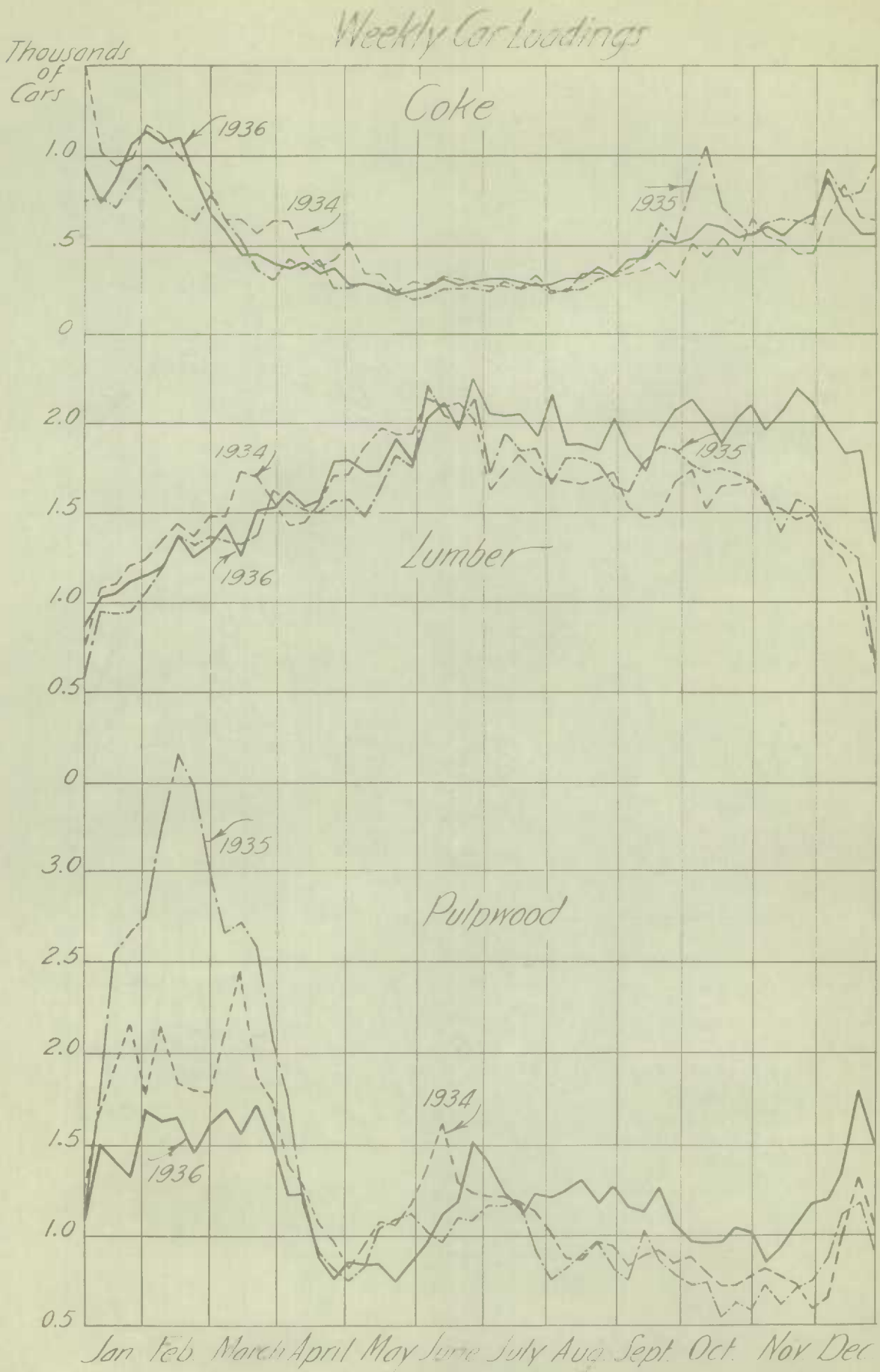
The attached charts showing total loadings of each of the commodity groups throughout the years 1934, 1935 and 1936 indicate the improvements, particularly during the last six months of 1936, for livestock, coal, lumber, pulpwood and miscellaneous and, more or less throughout the entire year, for pulp and paper and ore. Coke and merchandise showed little variation from loadings in 1934 and 1935. Grain was heavier than in 1935 the majority of the time till the peak was reached in September and then dropped off sharply. The grain in store in the western elevators is now 53,000,000 bushels, or less than half of what it was a year ago.

[illegible]

Thousands
Cars

Weekly Car Loadings

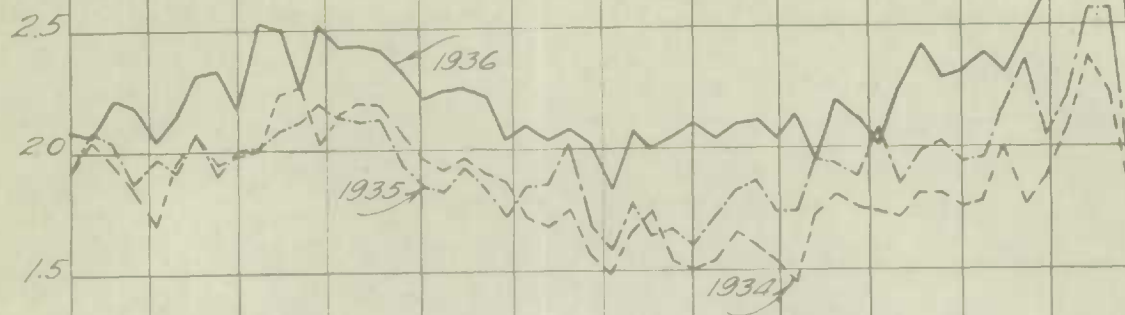




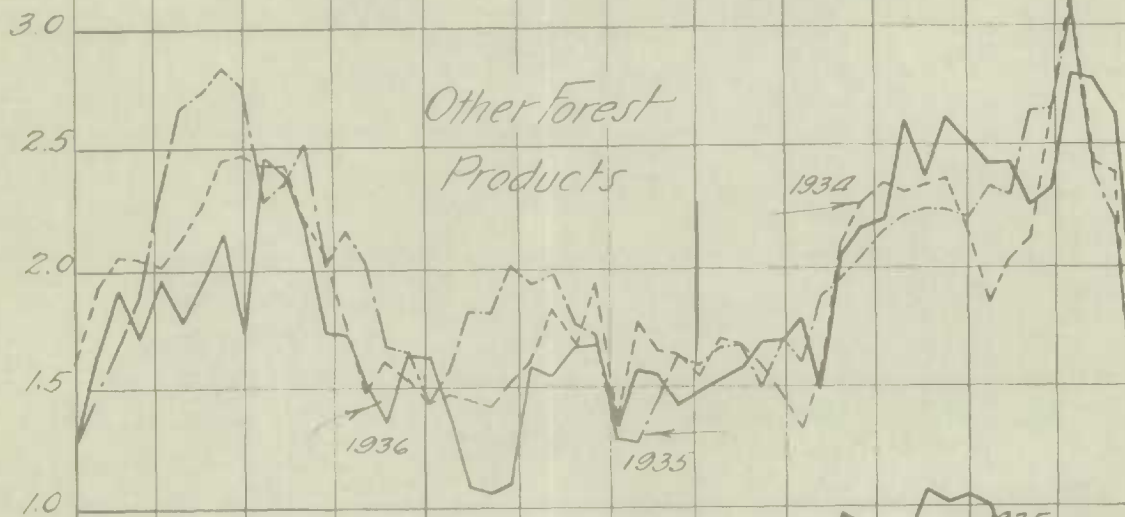
Weekly Car Loadings

Thousands
of
Cars

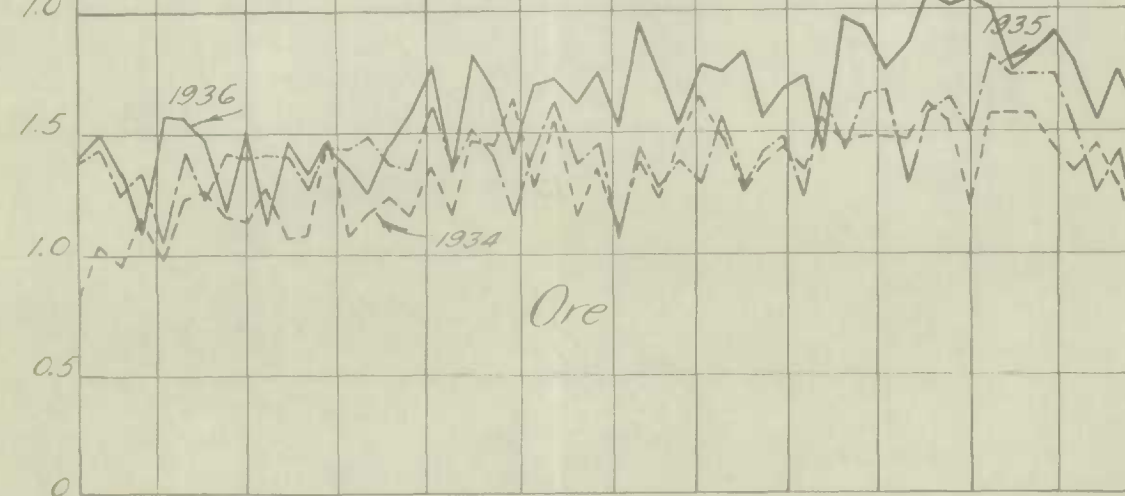
Pulp and Paper



Other Forest
Products



Ore



Jan. Feb. March April May June July Aug. Sept. Oct. Nov. Dec.



1010547687

Thousands
of
Cars

Weekly Car Loadings

