




Bel

Published by Authority of the Honourable W. D. Euler, M.P.,
Minister of Trade and Commerce.

DOMINION BUREAU OF STATISTICS
TRANSPORTATION AND PUBLIC UTILITIES BRANCH
OTTAWA



Dominion Statistician, R.H. COATS, LL. D., F.R.S.C., F.S.S. (Hon.)

Chief, Transportation and Public Utilities Branch, G.S. Wrong, B.Sc.

CAR LOADINGS

Vol. XVI

(Twenty-third Week ended June 10, 1939)

No. 23

Car loadings for the week ended June 10, 1939 dropped to 42,497 cars from 43,935 cars for the previous week and the index number dropped from 69.71 to 67.98. This is the fifth consecutive week to show a decrease in the index number. Compared with loadings last year, the total was up by 1,008 cars. Grain increased by 1,057 cars; coal by 583 cars; lumber by 357 cars; pulp and paper by 130 cars and other forest products by 223 cars. Live stock was lighter by 31 cars; coke by 29 cars; pulpwood by 361 cars; ore by 381 cars; merchandise by 40 cars and miscellaneous by 500 cars. Total loadings in the western division were heavier than in 1938 by 1,412 cars grain being heavier by 1,112 cars, but in the eastern division coal was the only commodity showing a large increase (542 cars) and the total dropped from 29,344 cars in 1938 to 28,940 cars.

INDEX NUMBERS

(Adjusted for seasonal variations and holidays)

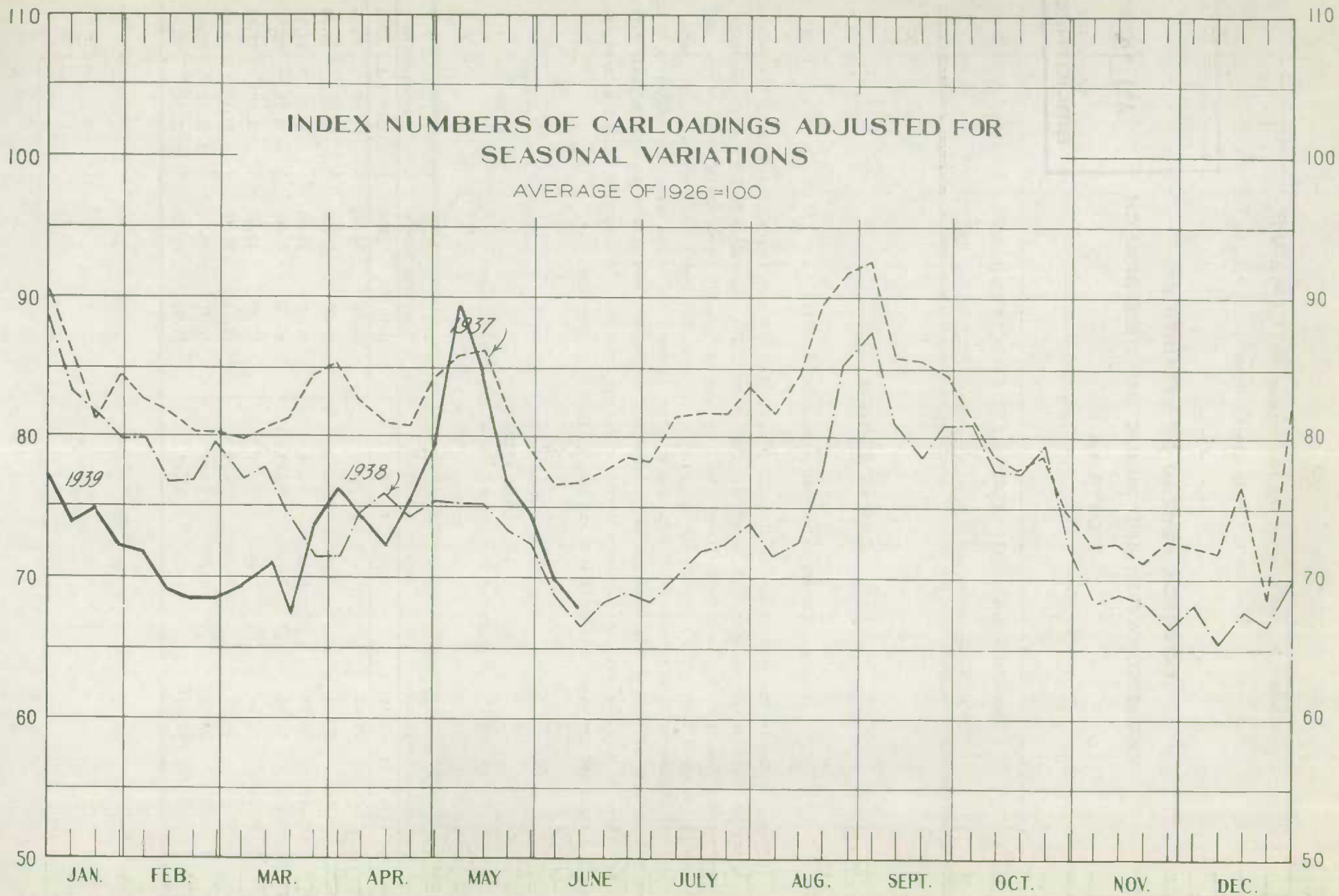
Average, 1926 = 100

Week	Western Division		Eastern Division		Total for Canada		Merchandise	
	1939	: 1938	1939	: 1938	1939	: 1938	1939	: 1938
16	79.12	76.40	73.79	74.03	75.59	74.88	74.96	75.79
17	82.24	80.67	78.28	X 73.25	79.80	75.89	74.71	74.20
18	95.42	73.99	83.90	74.64	88.59	75.29	76.06	74.12
19	99.00	78.00	78.45	74.27	84.82	75.41	74.66	73.34
20	87.04	72.14	71.94	74.35	76.67	73.41	71.69	72.30
21	73.95	68.10	73.74	73.78	74.18	72.36	72.41	72.93
22	64.84	63.86	71.85	70.53	69.71	68.50	X 72.43	72.52
23	66.58	59.64	68.66	69.62	67.98	66.36	71.28	71.52

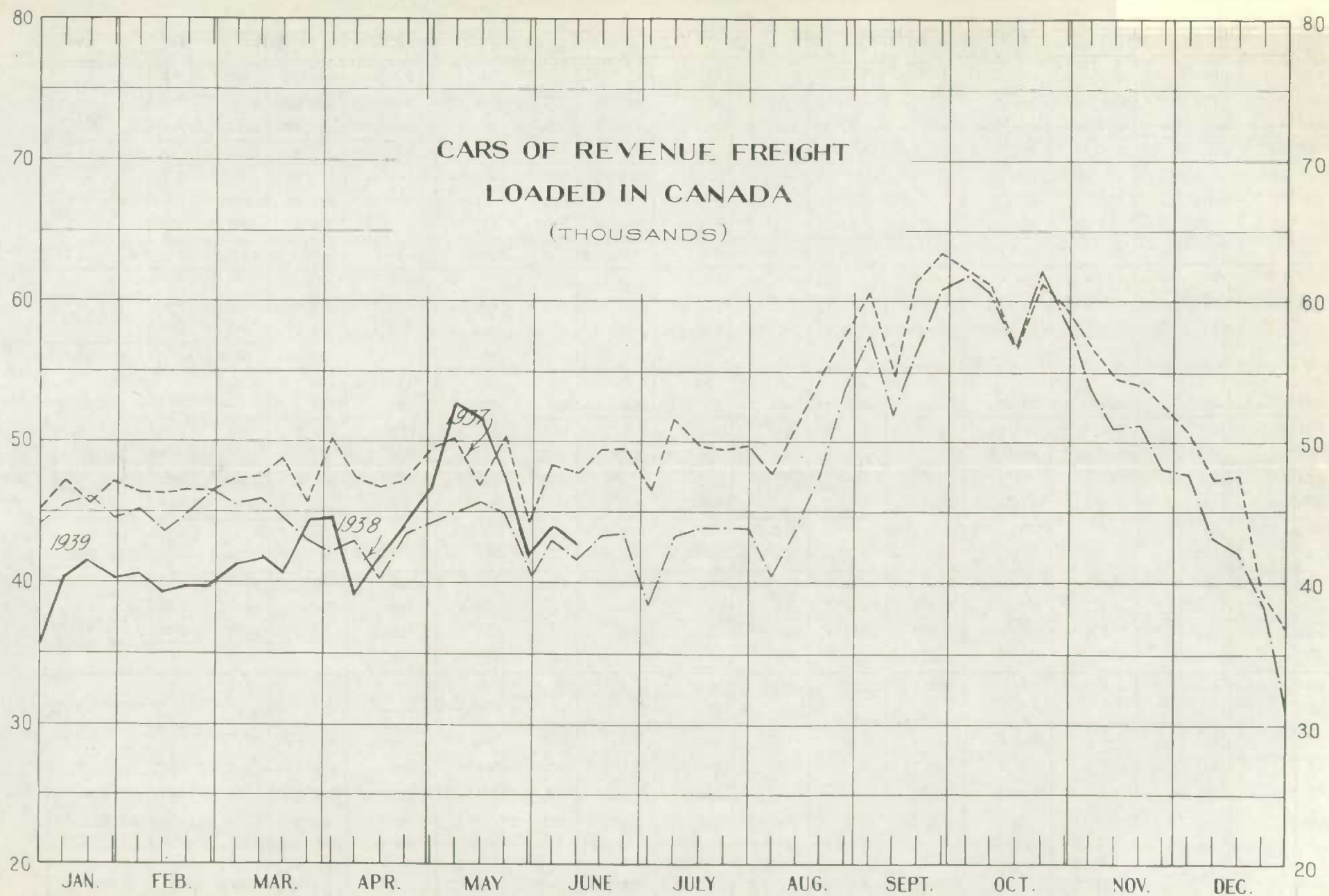
16/6/39

X - Revised

Price per year \$1.50



**CARS OF REVENUE FREIGHT
LOADED IN CANADA**
(THOUSANDS)



Division	Week ended	Grain & Grain Products	Live Stock	Coal	Coke	Lumber	Pulp-wood	Pulp and Paper	Other Forest Products	Ore	Merchandise, L.C.L.	Miscellaneous	Total Cars Loaded	Total Cars Rec'd from Connections
EASTERN DIVISION	June 10, 1939	1,839	495	4,242	202	1,395	791	1,510	612	1,195	8,880	7,779	28,940	19,000
	June 3, 1939	2,129	550	4,563	286	1,322	884	1,445	627	1,493	9,309	8,239	30,847	17,619
	May 27, 1939	2,035	546	3,979	289	1,459	851	1,521	561	1,361	8,030	7,857	28,489	19,265
	June 11, 1938	1,894	530	3,700	242	1,252	925	1,377	752	1,631	8,972	8,069	29,344	19,089
Compared with prev. week		- 290	- 55	- 321	- 84	+ 73	- 93	+ 65	- 15	- 298	- 429	- 460	- 1,307	+ 1,381
1938		- 55	- 35	+ 542	- 40	+ 143	- 134	+ 133	- 140	- 436	- 92	- 290	- 404	- 89
WESTERN DIVISION	June 10, 1939	2,496	380	464	58	881	57	208	1,381	1,544	3,242	2,846	13,557	1,042
	June 3, 1939	2,540	509	493	63	655	53	187	1,230	1,382	3,125	2,851	13,088	996
	May 27, 1939	3,058	456	500	57	670	87	170	1,249	1,434	2,880	2,522	13,083	1,070
	June 11, 1938	1,384	376	423	47	667	284	211	1,018	1,489	3,190	3,056	12,145	870
Compared with prev. week		- 44	- 129	- 29	- 5	+ 226	+ 4	+ 21	+ 151	+ 162	+ 117	- 5	+ 469	+ 46
1938		+ 1,112	+ 4	+ 41	+ 11	+ 214	- 227	- 3	+ 363	+ 55	+ 52	- 210	+ 1,412	+ 172
TOTAL FOR CANADA	June 10, 1939	4,335	875	4,706	260	2,276	848	1,718	1,993	2,739	12,122	10,625	42,497	20,042
	June 3, 1939	4,669	1,059	5,056	349	1,977	937	1,632	1,857	2,875	12,434	11,090	43,935	18,615
	May 27, 1939	5,093	1,002	4,479	346	2,129	938	1,691	1,810	2,795	10,910	10,379	41,572	20,335
	June 11, 1938	3,278	906	4,123	289	1,919	1,209	1,588	1,770	3,120	12,162	11,125	41,489	19,959
Compared with prev. week		- 334	- 184	- 350	- 89	+ 299	- 89	+ 86	+ 136	- 136	- 312	- 465	- 1,438	+ 1,427
1938		+ 1,057	- 31	+ 583	- 29	+ 357	- 361	+ 130	+ 223	- 381	- 40	- 500	+ 1,008	+ 83
CUMULATIVE TOTALS														
EASTERN DIVISION	June 10, 1939	40,927	13,279	70,551	10,334	21,166	23,970	39,363	12,562	29,737	207,541	170,778	640,208	493,307
	June 11, 1938	38,352	14,446	72,318	8,717	20,230	38,277	36,514	14,527	33,685	216,235	183,061	676,362	458,336
	June 12, 1937	37,221	14,075	92,242	10,198	31,879	33,834	56,798	15,897	20,130	223,489	219,320	755,083	617,510
1939 Compared with 1938		+ 2,575	- 1,167	- 1,767	- 1,617	+ 936	-14,307	+ 2,849	-1,965	- 3,948	- 8,694	- 12,283	- 36,154	+ 34,971
WESTERN DIVISION	June 10, 1939	74,800	16,505	34,062	1,582	14,398	3,158	5,131	29,085	34,468	73,354	53,639	340,202	21,553
	June 11, 1938	50,225	16,543	33,174	1,600	13,244	13,044	4,467	23,172	33,779	72,329	76,525	338,102	28,229
	June 12, 1937	55,699	22,733	36,889	1,068	13,474	4,921	7,427	27,873	24,055	74,573	66,369	335,081	30,845
1939 Compared with 1938		+24,575	- 38	+ 888	- 18	+ 1,154	- 9,886	+ 664	+5,913	+ 709	+ 1,025	- 22,866	+ 2,100	- 6,676
TOTAL FOR CANADA	June 10, 1939	115,727	29,784	104,613	11,916	35,564	27,128	44,494	41,647	64,225	280,895	224,417	980,410	514,860
	June 11, 1938	88,577	30,989	105,492	10,317	33,474	51,321	40,981	37,699	67,464	288,564	259,586	1,014,464	486,565
	June 12, 1937	92,920	36,808	129,131	11,266	45,353	38,755	64,225	43,770	44,185	298,062	285,689	1,090,164	648,355
1939 Compared with 1938		+27,150	- 1,205	- 879	+ 1,599	+ 2,090	-24,193	+ 3,513	+3,948	- 3,239	- 7,669	- 35,169	- 34,054	+ 28,295

Note: 1938 figures contain revisions.

1010547817

BIBLIOTHEQUE STATISTIQUE CANADA
STATISTICS CANADA LIBRARY