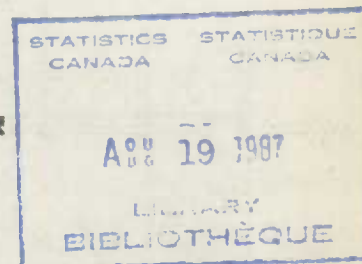




Published by Authority of the Honourable W. D. Euler, M.P.,
Minister of Trade and Commerce.



DOMINION BUREAU OF STATISTICS
TRANSPORTATION AND PUBLIC UTILITIES BRANCH
OTTAWA



Dominion Statistician, R.H. COATS, LL. D., F.R.S.C., F.S.S. (Hon.)

Chief, Transportation and Public Utilities Branch, G.S. Wrong, B.Sc.

CAR LOADINGS

Vol. XVI

(Twenty-fourth Week ended June 17, 1939)

No. 24

Car loadings for the week ended June 17 increased to 43,888 cars from 42,497 cars for the previous week and the index number rose from 67.98 to 69.30. Only two commodities showed decreases and these were small. Compared with last year's loadings the total was heavier by 599 cars. Grain increased by 1,169 cars; lumber by 512 cars; pulp and paper by 162 cars and other forest products by 360 cars, but the other groups showed decreases. Live stock was down by 128 cars; coal by 187 cars; coke by 3 cars; pulpwood by 387 cars; ore by 98 cars; merchandise by 364 cars and miscellaneous by 437 cars.

INDEX NUMBERS

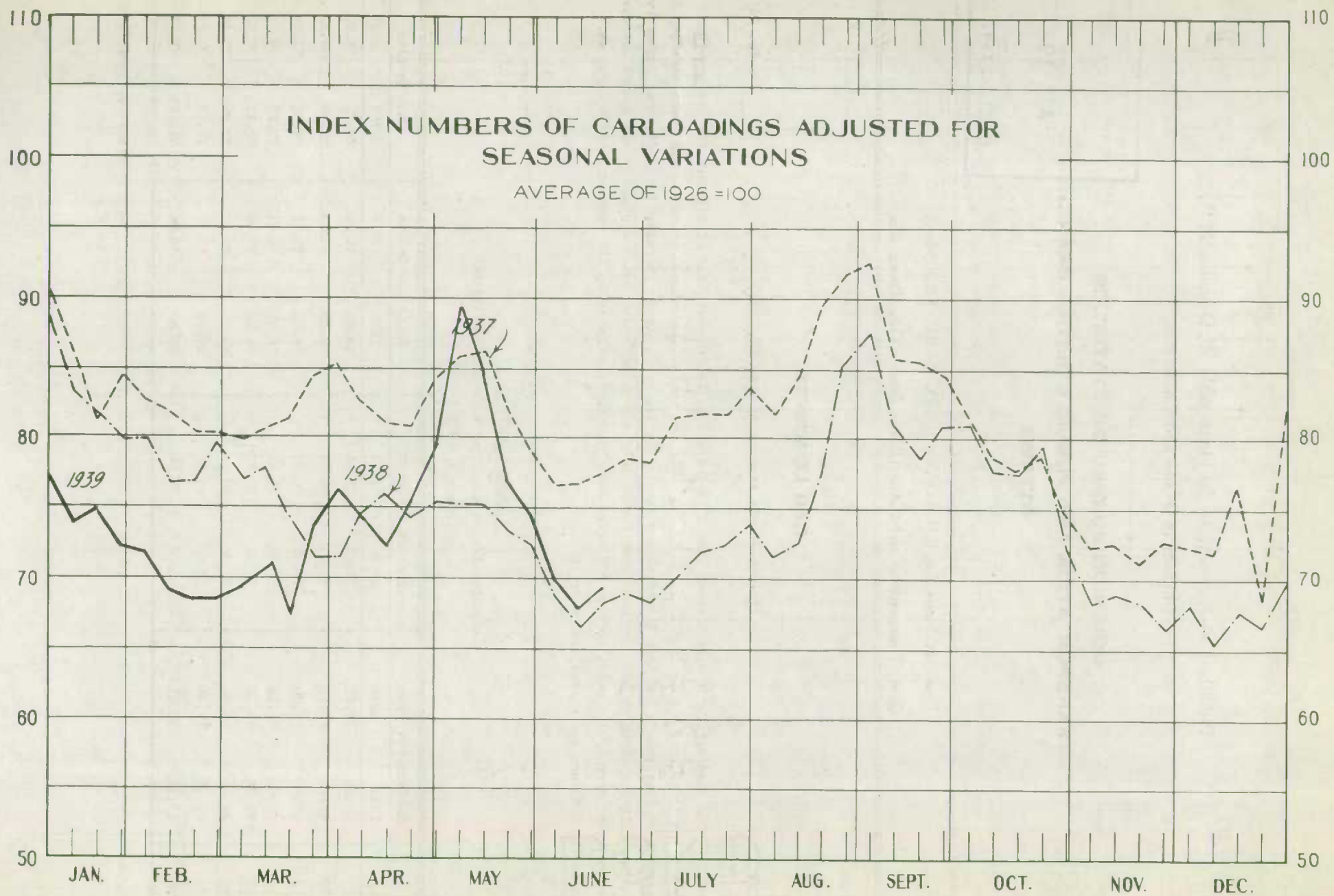
(Adjusted for seasonal variations and holidays)

Average, 1926 = 100

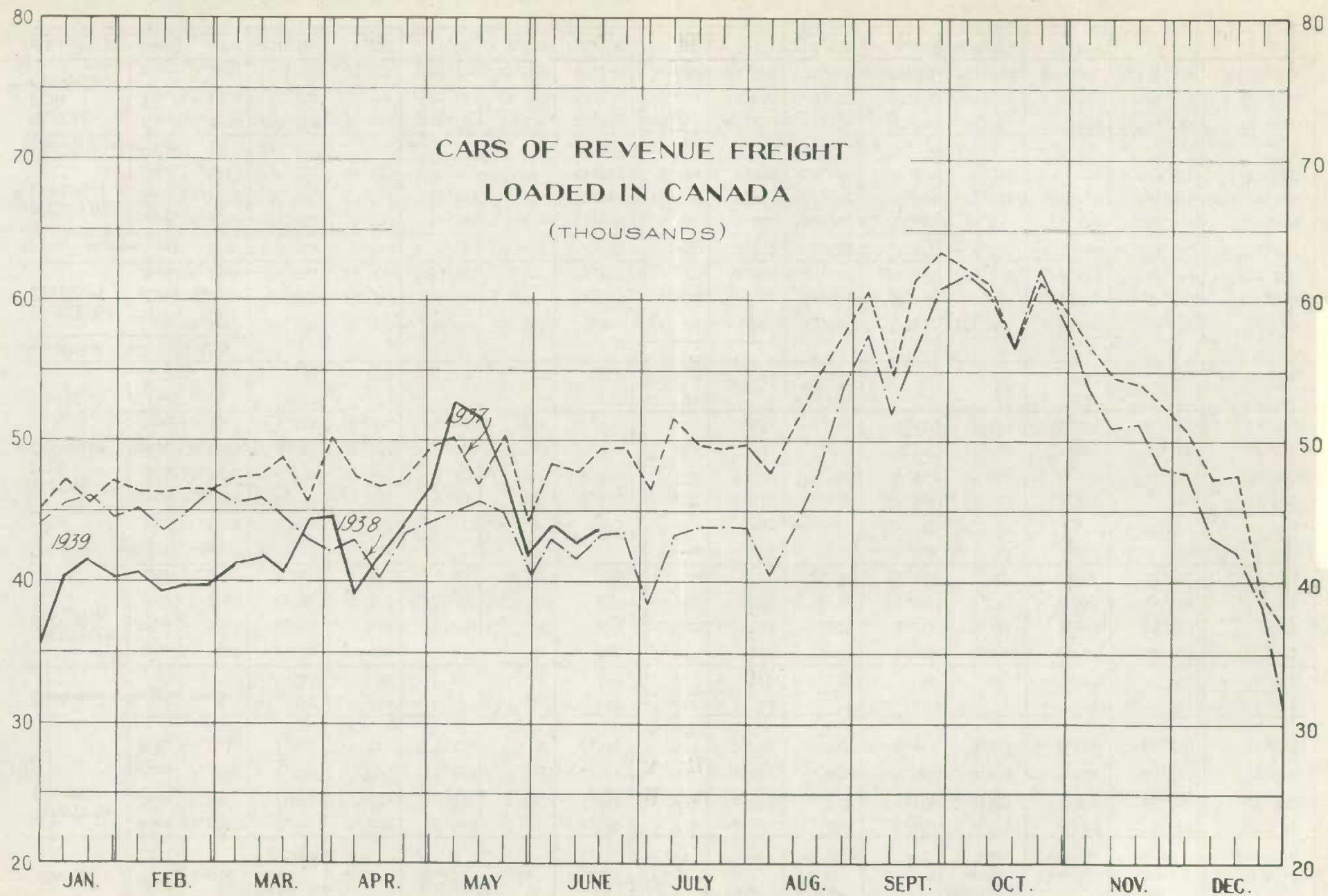
Week	Western Division		Eastern Division		Total for Canada		Merchandise	
	1939	: 1938	1939	: 1938	1939	: 1938	1939	: 1938
17	82.24	80.67	78.28	73.25	79.80	75.89	74.71	74.20
18	95.42	73.99	83.90	74.64	88.59	75.29	76.06	74.12
19	99.00	78.00	78.45	74.27	84.82	75.41	74.66	73.34
20	87.04	72.14	71.94	74.35	76.67	73.41	71.69	72.30
21	73.95	68.10	73.74	73.78	74.18	72.36	72.41	72.93
22	64.84	63.86	71.85	70.53	69.71	68.50	72.43	72.52
23	66.58	59.64	68.66	69.62	67.98	66.36	71.28	71.52
24	69.15	62.81	69.33	70.98	69.30	68.36	71.43	73.56

23/6/39

Price per year \$1.50



**CARS OF REVENUE FREIGHT
LOADED IN CANADA**
(THOUSANDS)



Division	Week ended	Grain & Grain Products	Live Stock	Coal	Coke	Lumber	Pulp-wood	Pulp and Paper	Other Forest Products	Ore	Merchandise, L.C.L.	Miscellaneous	Total Cars Loaded	Total Cars Rec'd from Connections
EASTERN DIVISION	June 17, 1939	2,045	529	4,166	216	1,500	778	1,496	619	1,420	8,883	6,010	29,662	20,105
	June 10, 1939	1,839	495	4,242	202	1,395	791	1,510	612	1,195	8,880	7,779	28,940	19,000
	June 3, 1939	2,129	550	4,563	286	1,322	884	1,445	627	1,493	9,309	6,239	30,847	17,619
	June 18, 1938	1,911	611	4,428	229	1,153	928	1,373	751	1,443	9,229	6,312	30,368	17,800
Compared with prev. week		+ 206	+ 34	- 76	+ 14	+ 105	- 13	- 14	+ 7	+ 225	+ 3	+ 231	+ 722	+ 1,105
		+ 134	- 82	- 262	- 13	+ 347	- 150	+ 123	- 132	- 23	- 346	- 302	- 706	+ 2,305
WESTERN DIVISION	June 17, 1939	2,662	425	520	52	881	137	219	1,656	1,434	3,283	2,957	14,226	1,075
	June 10, 1939	2,496	380	464	58	881	57	208	1,381	1,544	3,242	2,846	13,557	1,042
	June 3, 1939	2,540	509	493	63	655	53	187	1,230	1,382	3,125	2,851	13,088	996
	June 18, 1938	1,627	471	445	42	716	374	180	1,164	1,509	3,301	3,092	12,921	989
Compared with prev. week		+ 166	+ 45	+ 56	- 6	...	+ 80	+ 11	+ 275	- 110	+ 41	+ 111	+ 669	+ 33
1938		+ 1,035	- 46	+ 75	+ 10	+ 165	- 237	+ 39	+ 492	- 75	- 18	- 135	+ 1,305	+ 86
TOTAL FOR CANADA	June 17, 1939	4,707	954	4,686	268	2,381	915	1,715	2,275	2,854	12,166	10,967	43,888	21,180
	June 10, 1939	4,335	875	4,706	260	2,276	848	1,718	1,993	2,739	12,122	10,625	42,497	20,042
	June 3, 1939	4,669	1,059	5,056	349	1,977	937	1,632	1,857	2,875	12,434	11,090	43,935	18,615
	June 18, 1938	3,538	1,082	4,873	271	1,869	1,302	1,553	1,915	2,952	12,530	11,404	43,289	18,789
Compared with prev. week		+ 372	+ 79	- 20	+ 8	+ 105	+ 67	- 3	+ 282	+ 115	+ 44	+ 342	+ 1,391	+ 1,138
1938		+ 1,169	- 128	- 187	- 3	+ 512	- 387	+ 162	+ 360	- 96	- 364	- 437	+ 599	+ 2,391
CUMULATIVE TOTALS														
EASTERN DIVISION	June 17, 1939	42,972	13,808	74,717	10,550	22,666	24,748	40,859	13,181	31,157	216,424	178,788	669,870	513,412
	June 18, 1938	40,263	15,057	76,746	8,946	21,383	39,205	37,887	15,278	35,128	225,464	191,373	706,730	476,136
	June 19, 1937	38,795	14,709	98,241	10,526	33,652	35,677	58,998	16,580	21,201	233,438	229,970	791,787	642,451
1939 Compared with 1938		+ 2,709	- 1,249	- 2,029	+ 1,604	+ 1,283	- 14,457	+ 2,972	- 2,097	- 3,971	- 9,040	- 12,585	- 36,860	+ 37,276
WESTERN DIVISION	June 17, 1939	77,462	16,930	34,582	1,634	15,279	3,295	5,350	30,741	35,922	76,637	56,596	354,428	22,628
	June 18, 1938	51,852	17,014	33,619	1,642	13,960	13,418	4,647	24,336	35,288	75,630	79,617	351,023	29,218
	June 19, 1937	57,141	23,523	37,486	1,096	14,288	4,959	7,730	28,979	25,174	77,775	69,270	347,421	32,103
1939 Compared with 1938		+25,610	- 84	+ 963	- 8	+ 1,319	- 10,123	+ 703	+ 6,405	+ 634	+ 1,007	- 23,021	+ 3,405	- 6,590
TOTAL FOR CANADA	June 17, 1939	120,434	30,738	109,299	12,184	37,945	28,043	46,209	43,922	67,079	293,061	235,384	1,024,298	536,040
	June 18, 1938	92,115	32,071	110,365	10,588	35,343	52,623	42,534	39,614	70,416	301,094	270,990	1,057,753	505,354
	June 19, 1937	95,936	38,232	135,727	11,622	47,940	40,636	66,728	45,559	46,375	311,213	299,240	1,139,208	674,554
1939 Compared with 1938		+28,319	- 1,333	- 1,066	+ 1,596	+ 2,602	- 24,580	+ 3,675	+ 4,308	- 3,337	- 8,033	- 35,606	- 33,455	+ 30,686

Note: 1938 figures contain revisions.

1010547818

STATISTICS CANADA LIBRARY
BIBLIOTHÈQUE STATISTIQUE CANADA