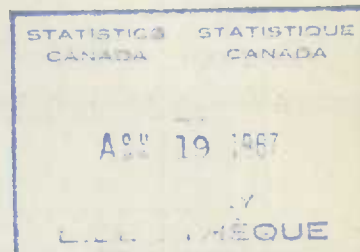


JUL 8 1939

Published by Authority of the Honourable W. D. Euler, M.P.,  
Minister of Trade and Commerce.

**DOMINION BUREAU OF STATISTICS**  
**TRANSPORTATION AND PUBLIC UTILITIES BRANCH**  
**OTTAWA**



Dominion Statistician, R.H. COATS, LL. D., F.R.S.C., F.S.S. (Hon.)

Chief, Transportation and Public Utilities Branch, G.S. Wrong, B.Sc.

**CAR LOADINGS**

Vol. XVI.

(Twenty-sixth Week ended July 1, 1939)

No. 26.

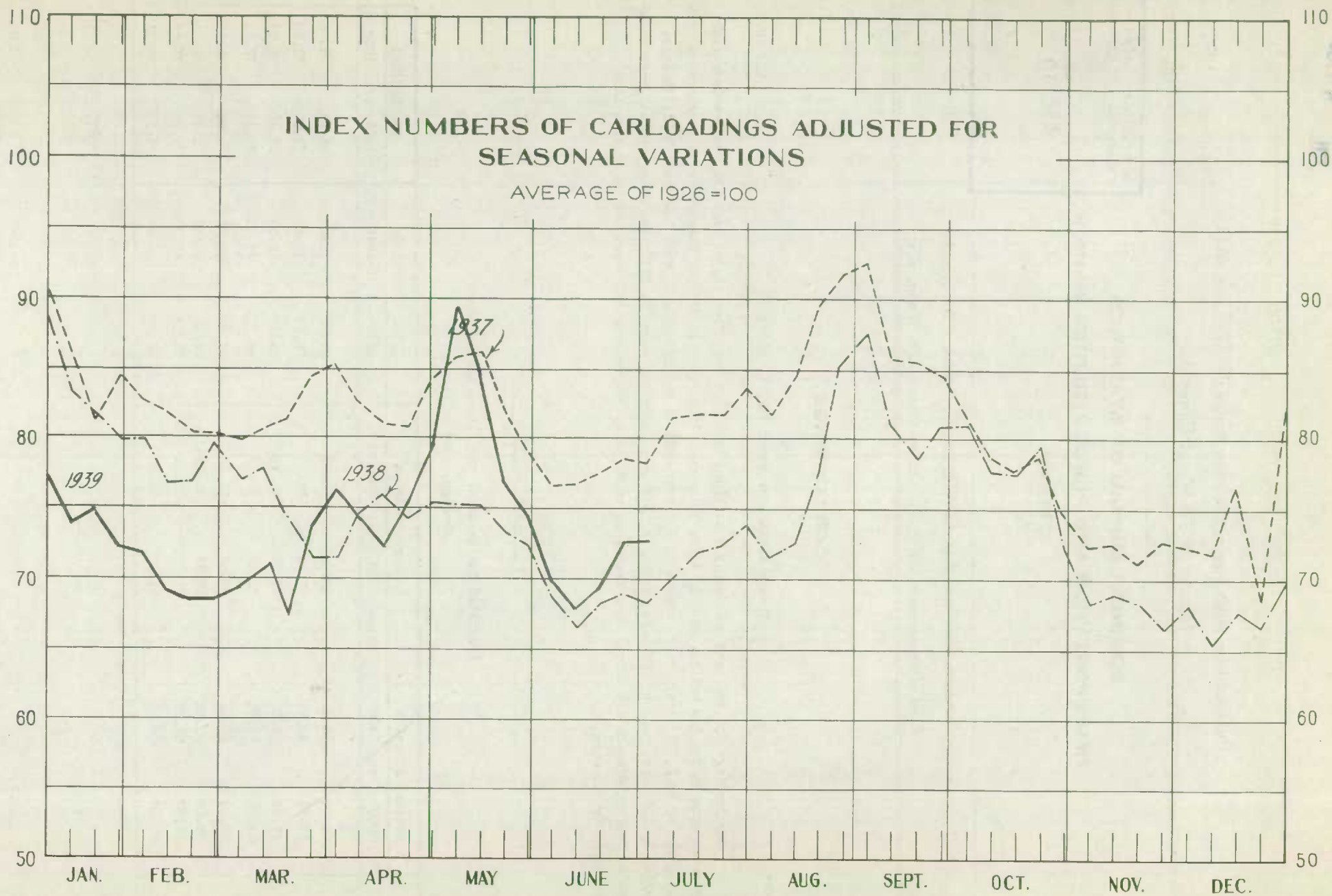
Car loadings for the week ended July 1 declined to 40,805 cars from 45,366 cars for the previous week but after adjustment for the holiday on July 1 the index rose from 72.14 to 72.58. Compared with loadings in 1938 the total was up by 2,034 cars, grain accounting for over half of the increase. Grain increased by 1,138 cars, live stock by 133 cars, coal by 567 cars, lumber by 374 cars, pulp and paper by 277 cars, other forest products by 19 cars and merchandise by 274 cars. Coke decreased by 90 cars, pulpwood by 320 cars, ore by 68 cars and miscellaneous by 270 cars.

INDEX NUMBERS

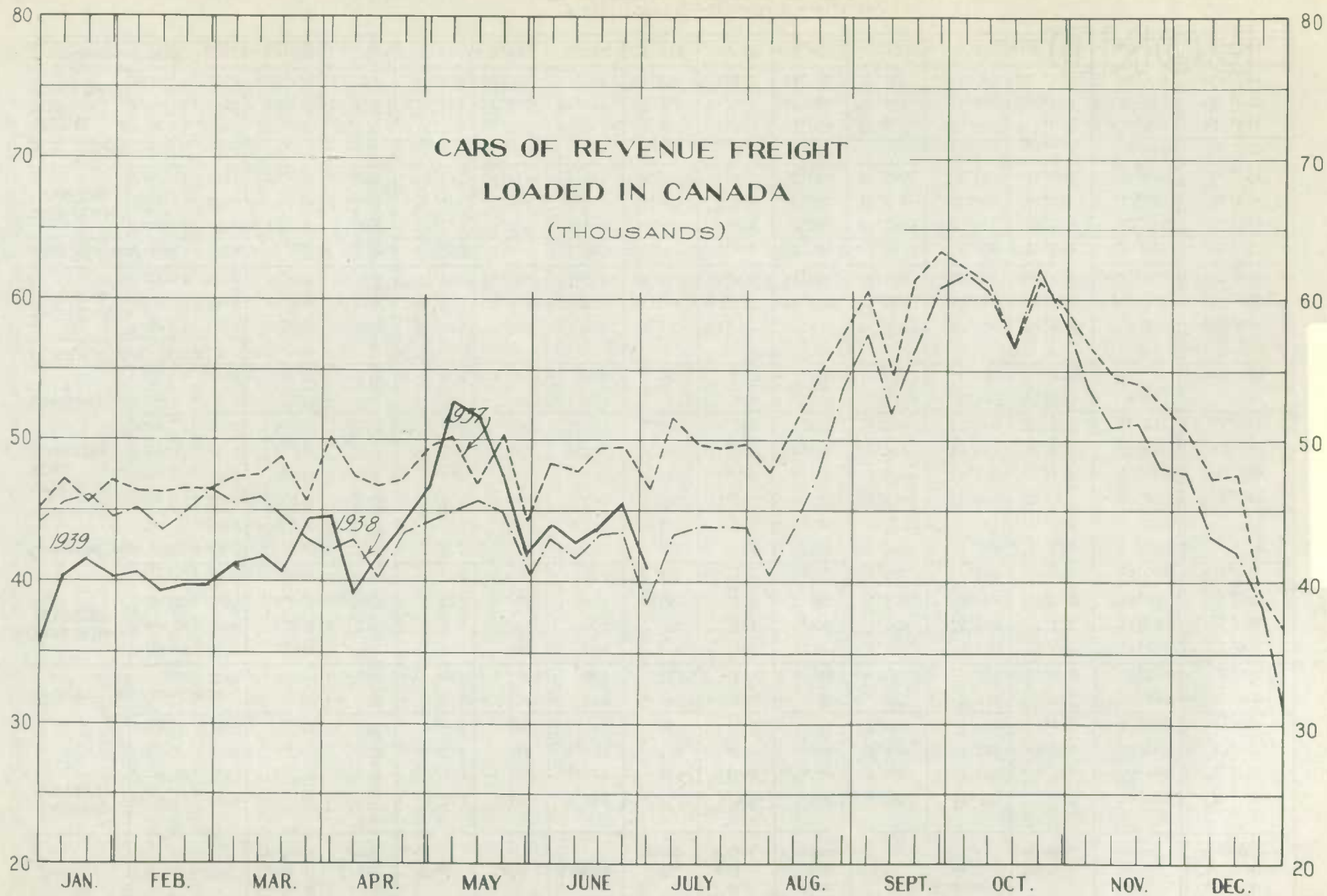
(Adjusted for seasonal variations and holidays)

Average, 1926 = 100

Week	Western Division		Eastern Division		Total for Canada		Merchandise	
	1939	: 1938	1939	: 1938	1939	: 1938	1939	: 1938
19	99.00	78.00	78.45	74.27	84.82	75.41	74.66	73.34
20	87.04	72.14	71.94	74.35	76.67	73.41	71.69	72.30
21	73.95	68.10	73.74	73.78	74.18	72.36	72.41	72.93
22	64.84	63.86	71.85	70.53	69.71	68.50	72.43	72.52
23	66.58	59.64	68.66	69.62	67.99	66.36	71.28	71.52
24	69.15	62.81	69.33	70.98	69.30	68.36	71.43	73.56
25	71.90	66.87	72.07	69.84	72.14	69.00	72.81	73.45
26	75.10	70.05	71.63	68.68	72.58	68.96	72.57	70.75



**CARS OF REVENUE FREIGHT  
LOADED IN CANADA**  
(THOUSANDS)





Division	Week ended	Grain & Grain Products	Live Stock	Coal	Coke	Lumber	Pulp-wood	Pulp and Paper	Other Forest Products	Ore	Merchandise, L.C.L.	Miscellaneous	Total Cars Loaded	Total Cars Rec'd from Connections
EASTERN DIVISION	July 1, 1939	1,785	631	4,038	162	1,398	816	1,356	584	1,379	7,781	7,271	27,201	19,219
	June 24, 1939	1,733	548	4,609	221	1,685	865	1,508	660	1,600	9,133	8,222	30,784	19,721
	June 17, 1939	2,045	529	4,166	216	1,500	778	1,496	619	1,420	8,883	8,010	29,662	20,105
	July 2, 1938	1,767	521	3,489	260	1,094	969	1,119	546	1,440	7,598	7,279	26,082	17,214
Compared with prev. week		+ 52	+ 83	- 571	- 59	- 287	- 49	- 152	- 76	- 221	- 1,352	- 951	- 3,583	- 502
	1938	+ 18	+ 110	+ 549	- 98	+ 304	- 153	+ 237	+ 38	- 61	+ 183	- 8	+ 1,119	+ 2,005
WESTERN DIVISION	July 1, 1939	2,988	629	424	44	826	24	167	1,032	1,339	3,139	2,992	13,604	1,067
	June 24, 1939	2,900	453	584	51	804	72	181	1,603	1,560	3,243	3,131	14,582	1,064
	June 17, 1939	2,662	425	520	52	881	137	219	1,656	1,434	3,283	2,957	14,226	1,075
	July 2, 1938	1,868	606	406	36	756	191	127	1,051	1,346	3,048	3,254	12,689	1,044
Compared with prev. week		+ 88	+ 176	- 160	- 7	+ 22	- 48	- 14	- 571	- 221	- 104	- 139	- 978	+ 3
	1938	+ 1,120	+ 23	+ 18	+ 8	+ 70	- 167	+ 40	- 19	- 7	+ 91	- 262	+ 915	+ 23
TOTAL FOR CANADA	July 1, 1939	4,773	1,260	4,462	206	2,224	840	1,523	1,616	2,718	10,920	10,263	40,905	20,286
	June 24, 1939	4,633	1,001	5,193	272	2,489	937	1,689	2,263	3,160	12,376	11,353	45,366	20,785
	June 17, 1939	4,707	954	4,686	268	2,381	915	1,715	2,275	2,854	12,166	10,967	43,888	21,180
	July 2, 1938	3,635	1,127	3,895	296	1,850	1,160	1,246	1,597	2,786	10,646	10,533	38,771	18,258
Compared with prev. week		+ 140	+ 259	- 731	- 66	- 265	- 97	- 166	- 647	- 442	- 1,456	- 1,090	- 4,561	- 499
	1938	+ 1,138	+ 133	+ 567	- 90	+ 374	- 320	+ 277	+ 19	- 68	+ 274	- 270	+ 2,034	+ 2,028
CUMULATIVE TOTALS														
EASTERN DIVISION	July 1, 1939	46,490	14,987	83,364	10,933	25,749	26,429	43,723	14,425	34,136	233,338	194,281	727,855	552,352
	July 2, 1938	43,578	16,203	84,093	9,401	23,752	41,191	40,271	16,507	38,069	242,327	207,251	762,643	510,695
	July 3, 1937	41,693	15,868	107,736	11,160	37,537	59,377	63,098	17,830	23,150	252,483	250,750	860,682	691,998
1939 Compared with 1938		+ 2,912	- 1,216	- 729	+ 1,532	+ 1,997	-14,762	+ 3,452	- 2,082	- 3,933	- 8,989	- 12,970	- 34,788	+ 41,659
WESTERN DIVISION	July 1, 1939	83,350	18,012	35,590	1,729	16,909	3,391	5,698	33,376	38,821	83,019	62,719	382,614	24,759
	July 2, 1938	55,634	18,128	34,424	1,719	15,525	13,863	4,931	26,589	38,218	81,897	86,346	377,274	31,274
	July 3, 1937	61,607	25,770	38,471	1,145	15,728	5,039	8,315	30,862	27,580	84,110	75,398	374,025	34,589
1939 Compared with 1938		+ 27,716	- 116	+ 1,166	+ 10	+ 1,384	-10,472	+ 767	+ 6,787	+ 603	+ 1,122	- 23,627	+ 5,340	- 6,515
TOTAL FOR CANADA	July 1, 1939	129,840	32,999	118,954	12,662	42,658	29,820	49,421	47,801	72,957	316,357	257,000	1,110,469	577,111
	July 2, 1938	99,212	34,331	118,517	11,120	39,277	55,054	45,202	43,096	76,287	324,224	293,597	1,139,917	541,967
	July 3, 1937	103,300	41,638	146,207	12,305	53,265	44,416	71,413	48,692	50,730	336,593	326,148	1,234,707	726,587
1939 Compared with 1938		+ 30,628	- 1,332	+ 437	+ 1,542	+ 3,381	-25,234	+ 4,219	+ 4,705	- 3,330	- 7,867	- 36,597	- 29,448	+ 35,144

Note: 1938 figures contain revisions.

1010547820

