

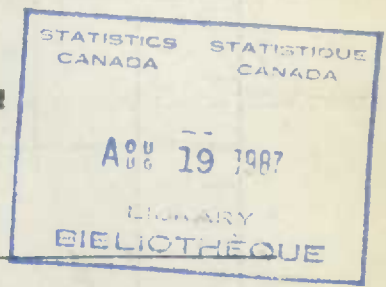
52-001 C1

[Handwritten signature]



Published by Authority of the Honourable W. D. Euler, M.P.,
Minister of Trade and Commerce.

DOMINION BUREAU OF STATISTICS
TRANSPORTATION AND PUBLIC UTILITIES BRANCH
OTTAWA



Dominion Statistician, R.H. COATS, LL.D., F.R.S.C., F.S.S. (Hon.)
Chief, Transportation and Public Utilities Branch, G.S. Wrong, B.Sc.

CAR LOADINGS

Vol. XVI

(Twenty-seventh Week ended July 8, 1939)

No. 27.

Car loadings for the week ended July 8 rose to 47,146 from 40,783 for the previous week and the index number increased from 72.54 to 76.11. Compared with last year's loadings the increase was 3,885 cars, all commodities except pulpwood showing increases. Grain was heavier by 1,088 cars, live stock by 500 cars, coal by 1,421 cars, coke by 89 cars, lumber by 54 cars, pulp and paper by 194 cars, other forest products by 499 cars, ore by 448 cars, merchandise by 17 cars and miscellaneous by 435 cars. The decrease in pulpwood was 660 cars.

INDEX NUMBERS.

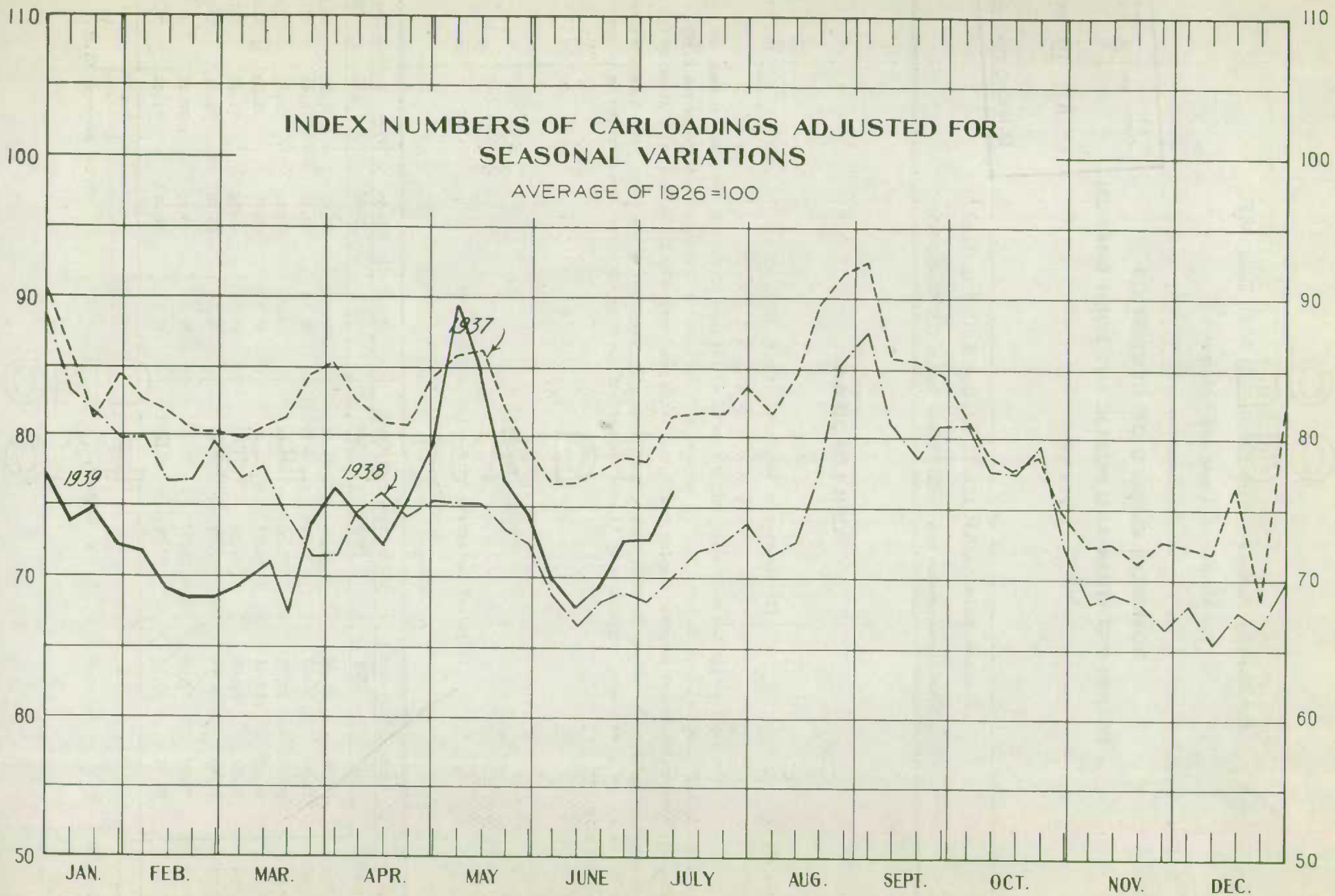
(Adjusted for seasonal variations and holidays)
Average, 1926 = 100

Week	Western Division		Eastern Division		Total for Canada		Merchandise	
	1939	1938	1939	1938	1939	1938	1939	1938
20	87.04	72.14	71.94	74.35	76.67	73.41	71.69	72.50
21	73.95	68.10	73.74	73.78	74.18	72.36	72.41	72.93
22	64.84	63.86	71.85	70.53	69.71	68.50	72.43	72.52
23	66.58	59.64	68.66	69.62	67.98	66.36	71.28	71.52
24	69.15	62.81	69.33	70.98	69.30	68.36	71.43	73.56
25	71.90	66.87	72.07	69.84	72.14	69.00	72.81	73.45
26	75.10	70.05	x 71.57	68.68	x 72.54	68.96	x 72.55	70.75
27	77.03	69.96	75.56	69.67	76.11	69.84	74.79	74.75

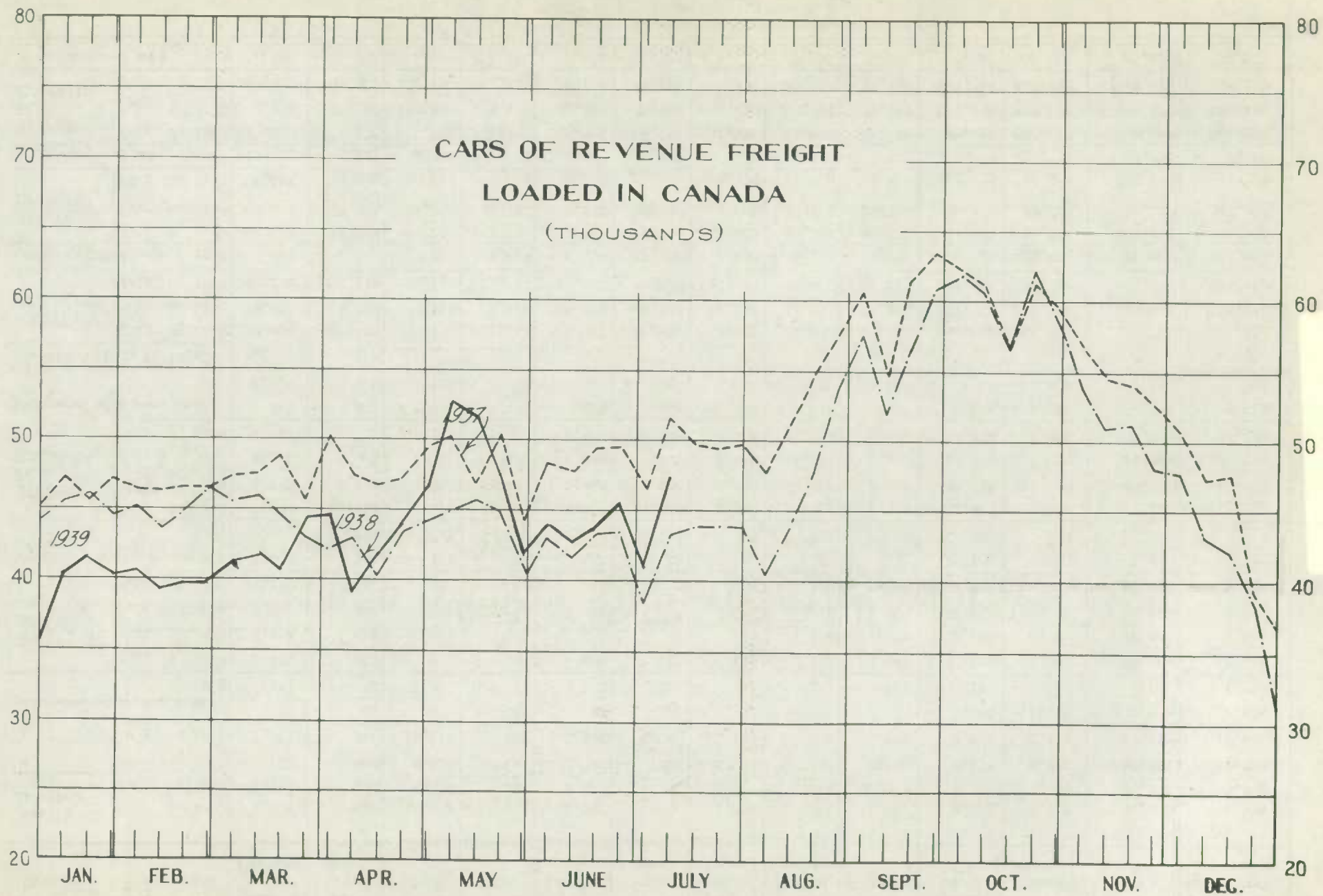
14/7/39

x Revised.

Price per year \$1.50.



CARS OF REVENUE FREIGHT
LOADED IN CANADA
(THOUSANDS)



Division	Week ended	Grain & Grain Products	Live Stock	Coal	Coke	Lumber	Pulp- wood	Pulp and Paper	Other Forest Products	Ore	Merchand- ise, L.C.L.	Miscell- aneous	Total Cars Loaded	Total Cars Rec'd from Connections
EASTERN DIVISION	July 8, 1939	1,912	655	4,973	324	1,308	601	1,399	664	1,750	9,539	8,777	31,902	16,902
	July 1, 1939	1,785	631	4,035	162	1,598	782	1,356	584	1,379	7,779	7,288	27,179	19,186
	June 24, 1939	1,733	548	4,609	221	1,685	865	1,508	660	1,600	9,133	8,222	30,784	19,721
	July 9, 1938	1,727	582	3,645	247	1,197	1,055	1,253	554	1,299	9,407	8,449	29,415	15,670
Compared with prev. week		+ 127	+ 24	+ 938	+ 162	- 90	- 181	+ 43	+ 80	+ 371	+ 1,760	+ 1,489	+ 4,723	- 2,284
1938		+ 185	+ 75	+ 1,328	+ 77	+ 111	- 454	+ 146	+ 110	+ 451	+ 132	+ 328	+ 2,487	+ 1,232
WESTERN DIVISION	July 8, 1939	3,573	812	571	54	690	67	211	1,124	1,298	3,262	3,582	15,244	1,036
	July 1, 1939	2,988	629	424	44	826	24	167	1,032	1,339	3,139	2,992	13,604	1,067
	June 24, 1939	2,900	453	584	51	804	72	181	1,603	1,560	3,243	3,131	14,582	1,064
	July 9, 1938	2,670	585	478	42	747	273	163	735	1,301	3,377	3,475	13,846	1,029
Compared with prev. week		+ 585	+ 183	+ 147	+ 10	- 136	+ 43	+ 44	+ 92	- 41	+ 123	+ 590	+ 1,640	- 31
1938		+ 903	+ 227	+ 93	+ 12	- 57	- 206	+ 48	+ 389	- 3	- 115	+ 107	+ 1,398	+ 7
TOTAL FOR CANADA	July 8, 1939	5,485	1,467	5,544	378	1,998	668	1,610	1,788	3,048	12,801	12,359	47,146	17,938
	July 1, 1939	4,773	1,260	4,459	206	2,224	806	1,523	1,616	2,718	10,918	10,280	40,783	20,253
	July 24, 1939	4,633	1,001	5,193	272	2,489	937	1,689	2,263	3,160	12,376	11,353	45,366	20,785
	July 9, 1938	4,597	1,167	4,123	289	1,944	1,328	1,416	1,289	2,600	12,784	11,924	43,261	16,699
Compared with prev. week		+ 712	+ 207	+ 1,085	+ 172	- 226	- 138	+ 87	+ 172	+ 330	+ 1,883	+ 2,079	+ 6,363	- 2,315
1938		+ 1,088	+ 300	+ 1,421	+ 89	+ 54	- 660	+ 194	+ 499	+ 448	+ 17	+ 435	+ 3,885	+ 1,239
CUMULATIVE TOTALS														
EASTERN DIVISION	July 8, 1939	48,402	15,642	88,334	11,257	27,057	26,996	45,122	15,089	35,886	242,875	203,075	759,735	569,221
	July 9, 1938	45,305	16,785	87,738	9,648	24,949	42,246	41,524	17,061	39,368	251,734	215,700	792,058	526,363
	July 10, 1937	43,176	16,446	113,339	11,527	39,457	41,228	65,197	18,537	24,278	262,298	261,790	897,273	713,412
1939 Compared with 1938		+ 3,097	- 1,143	+ 596	+ 1,609	+ 2,108	- 15,250	+ 3,598	- 1,972	- 3,482	- 8,859	-12,625	- 32,323	+ 42,858
WESTERN DIVISION	July 8, 1939	86,923	18,824	36,161	1,783	17,599	3,458	5,909	34,500	40,119	86,281	66,301	397,858	25,795
	July 9, 1938	58,304	18,713	34,902	1,761	16,272	14,136	5,094	27,324	39,519	85,274	89,821	391,120	32,303
	July 10, 1937	64,154	27,362	39,061	1,165	16,397	5,095	8,647	32,080	29,010	87,415	78,868	389,254	35,747
1939 Compared with 1938		+28,619	+ 111	+ 1,259	+ 22	+ 1,327	-10,678	+ 815	+ 7,176	+ 600	+ 1,007	-23,520	+ 6,738	- 6,508
TOTAL FOR CANADA	July 8, 1939	135,325	34,466	124,495	13,040	44,656	30,454	51,031	49,589	76,005	329,156	269,376	1,157,593	595,016
	July 9, 1938	103,609	35,498	122,640	11,409	41,221	56,382	46,618	44,385	78,887	337,008	305,521	1,183,178	558,666
	July 10, 1937	107,330	43,808	152,400	12,692	55,854	46,323	73,844	50,617	53,288	349,713	340,658	1,286,527	749,159
1939 Compared with 1938		+31,716	- 1,032	+ 1,855	+ 1,631	+ 3,435	- 25,928	+ 4,413	+ 5,204	- 2,882	- 7,852	- 36,145	- 25,585	+ 36,350

NOTE: 1938 Figures Contain Revision.

