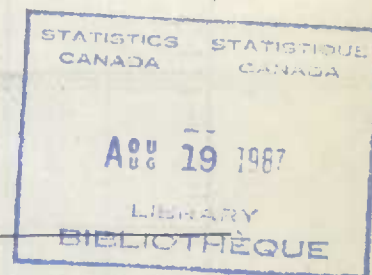


Published by Authority of the Honourable W. D. Euler, M.P.,  
Minister of Trade and Commerce.

**DOMINION BUREAU OF STATISTICS**  
**TRANSPORTATION AND PUBLIC UTILITIES BRANCH**  
**OTTAWA**



Dominion Statistician, R.H. COATS, LL. D., F.R.S.C., F.S.S. (Hon.)

Chief, Transportation and Public Utilities Branch, G.S. Wrong, B.Sc.

**CAR LOADINGS**

Vol. XVI.

(Forty-third Week Ended October 28, 1939)

No. 43.

Car loadings for the week ended October 28 declined to 59,903 cars from 62,345 cars for the previous week and the index number dropped from 79.92 to 74.86. The decrease was all in the western division where grain loadings continued light due to congestion at the elevators.

Total loadings for the western division declined to 23,087 cars from 25,629 cars for the previous week and 26,074 cars for the corresponding week last year, and the index number dropped from 80.77 for the previous week to 70.40.

Total loadings in the eastern division increased to 36,816 cars from 36,716 cars for the previous week and 31,859 cars for the corresponding week last year.

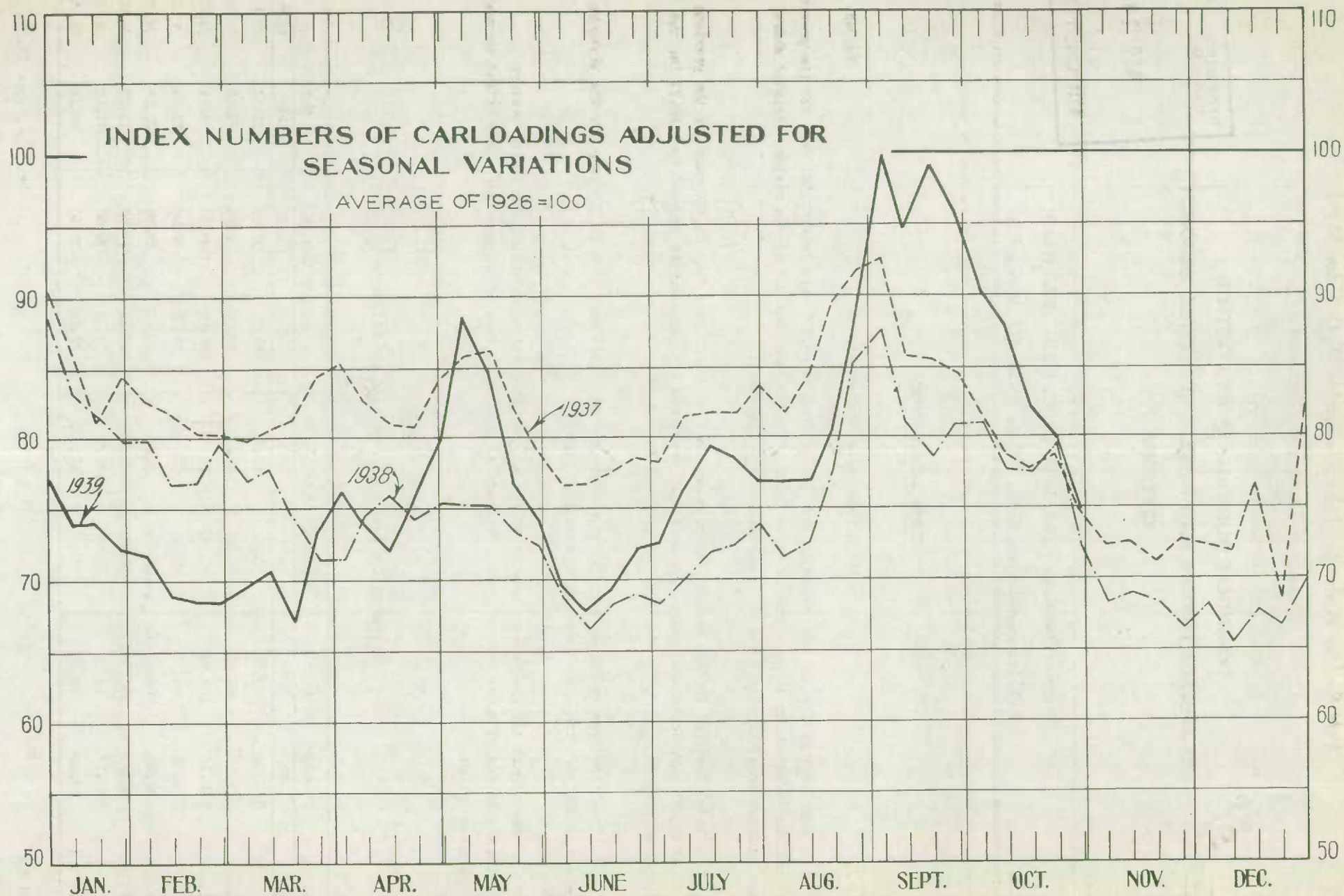
Loadings in all groups were heavier in the eastern division than in 1938 but in the western division a decrease of 4,497 cars of grain, 264 cars of coal and 6 cars of pulpwood more than offset increases in the other groups.

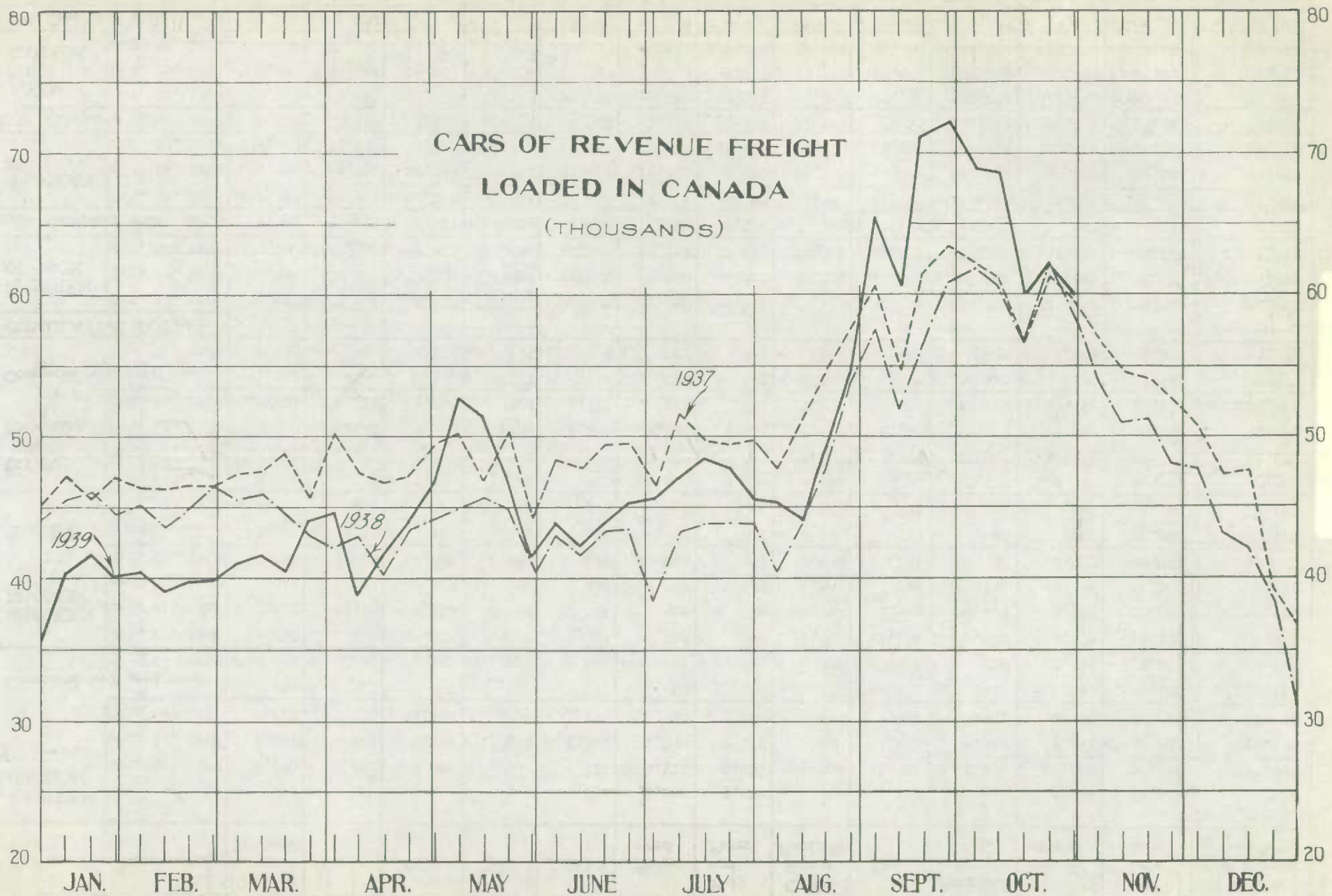
**INDEX NUMBERS**

(Adjusted for seasonal variations and holidays)

Average, 1926 = 100.

Week	Western Division		Eastern Division		Total for Canada		Merchandise	
	1939	: 1938	1939	: 1938	1939	: 1938	1939	: 1938
36	123.08	98.80	78.80	71.41	94.80	81.06	73.63	72.10
37	126.19	92.41	84.17	71.65	99.03	78.61	77.24	73.66
38	116.18	100.44	85.14	69.75	95.80	80.54	78.31	73.51
39	104.02	95.71	82.53	72.59	90.12	80.94	78.44	74.21
40	95.73	86.35	83.75	72.96	87.97	77.83	79.07	74.73
41	83.33	84.99	79.23	70.67	82.11	77.65	81.65	76.21
42	80.77	91.77	78.08	68.00	79.92	79.60	77.49	75.71
43	70.40	79.51	78.49	67.92	74.86	72.40	78.38	74.72







Division	Week ended	Grain & Grain Products	Live Stock	Coal	Coke	Lumber	Pulp-wood	Pulp and Paper	Other Forest Products	Ore	Merchandise, L.C.L.	Miscellaneous	Total Cars Loaded	Total Cars Rec'd from Connections
EASTERN DIVISION	Oct. 28, 1939	2,929	951	4,632	546	1,587	1,088	2,305	736	1,909	10,030	10,103	36,816	26,049
	Oct. 21, 1939	2,690	894	4,640	635	1,674	1,171	2,401	808	1,632	9,879	10,292	36,716	27,207
	Oct. 14, 1939	2,667	872	4,538	671	1,444	1,005	2,178	830	1,980	9,044	9,641	34,870	26,373
	Oct. 29, 1938	2,928	770	4,480	419	1,219	755	1,525	534	1,470	9,401	8,358	31,859	21,664
Compared with prev. week		+ 239	+ 57	- 8	- 89	- 87	- 83	- 96	- 72	+ 277	+ 151	- 189	+ 100	- 1,158
1938		+ 1	+ 181	+ 152	+ 127	+ 368	+ 333	+ 780	+ 202	+ 439	+ 629	+ 1,745	+ 4,957	+ 4,385
WESTERN DIVISION	Oct. 28, 1939	5,514	1,572	2,979	77	1,049	103	245	1,863	1,659	3,647	4,379	23,087	1,356
	Oct. 21, 1939	7,541	1,429	3,159	95	1,015	66	246	1,998	1,545	3,675	4,860	25,629	1,475
	Oct. 14, 1939	8,933	1,113	2,989	82	960	78	277	1,865	1,262	3,266	4,384	25,209	1,491
	Oct. 29, 1938	10,011	1,249	3,243	67	591	109	181	1,682	1,566	3,637	3,738	26,074	970
Compared with prev. week		- 2,027	+ 143	- 180	- 18	+ 34	+ 37	- 1	- 135	+ 114	- 28	- 481	- 2,542	- 119
1938		- 4,497	+ 323	- 264	+ 10	+ 458	- 6	+ 64	+ 181	+ 93	+ 10	+ 641	- 2,987	+ 386
TOTAL FOR CANADA	Oct. 28, 1939	8,443	2,523	7,611	623	2,636	1,191	2,550	2,599	3,568	13,677	14,482	59,903	27,405
	Oct. 21, 1939	10,231	2,323	7,799	730	2,689	1,237	2,647	2,806	3,177	13,554	15,152	62,345	28,682
	Oct. 14, 1939	11,600	1,985	7,527	753	2,404	1,083	2,455	2,695	3,242	12,310	14,025	60,079	27,864
	Oct. 29, 1938	12,939	2,019	7,723	486	1,810	864	1,706	2,216	3,036	13,038	12,096	57,933	22,634
Compared with prev. week		- 1,788	+ 200	- 188	- 107	- 53	- 46	- 97	- 207	+ 391	+ 123	- 670	- 2,442	- 1,277
1938		- 4,496	+ 504	- 112	+ 137	+ 826	+ 327	+ 844	+ 383	+ 532	+ 639	+ 2,386	+ 1,970	+ 4,771
CUMULATIVE TOTALS														
EASTERN DIVISION	Oct. 28, 1939	90,203	27,526	160,443	18,863	49,986	41,019	74,228	26,478	64,226	392,596	349,208	1,294,796	924,229
	Oct. 29, 1938	84,262	27,072	147,326	15,047	42,913	59,010	65,488	26,226	61,954	396,072	350,451	1,275,821	827,847
	Oct. 30, 1937	73,197	27,075	195,895	18,489	65,065	63,958	98,658	30,004	41,609	418,164	443,343	1,475,457	1,083,243
1939 Compared with 1938		+ 5,941	+ 454	+ 13,117	+ 3,836	+ 7,073	- 17,991	+ 8,740	+ 252	+ 2,272	- 3,476	- 1,243	+ 18,975	+ 96,382
WESTERN DIVISION	Oct. 28, 1939	245,842	34,403	62,386	2,834	32,416	5,074	9,393	54,089	63,759	142,227	134,175	786,598	45,275
	Oct. 29, 1938	195,735	33,462	58,758	2,757	27,527	16,490	8,650	42,499	64,522	140,992	157,876	749,268	48,698
	Oct. 30, 1937	141,573	58,376	68,453	1,773	27,427	6,567	13,421	52,720	51,071	141,322	150,434	713,137	56,114
1939 Compared with 1938		+ 50,107	+ 941	+ 3,628	+ 77	+ 4,889	- 11,416	+ 743	+ 11,590	- 763	+ 1,235	- 23,701	+ 37,330	- 3,423
TOTAL FOR CANADA	Oct. 28, 1939	336,045	61,929	222,829	21,717	82,402	46,093	83,621	80,567	127,985	534,823	483,383	2,081,394	969,504
	Oct. 29, 1938	279,997	60,534	206,084	17,804	70,440	75,500	74,138	68,725	126,476	537,064	508,327	2,025,089	876,545
	Oct. 30, 1937	214,770	85,451	264,348	20,262	92,492	70,525	112,079	82,724	92,680	559,486	593,777	2,188,594	1,139,357
1939 Compared with 1938		+ 56,048	+ 1,395	+ 16,745	+ 3,913	+ 11,962	- 29,407	+ 9,483	+ 11,842	+ 1,509	- 2,241	- 24,944	+ 56,305	+ 92,959

NOTE: 1938 Figures Contain Revisions.

