


C2
52-001

He. Dick

D.B.S. MEMORANDUM

Dominion Bureau of Statistics, Ottawa, Canada



CAR LOADINGS

Vol. XLIX

8504-501

No. 18

(Eighteenth Period ended May 14, 1952)

21-5-52

Revenue carloadings in the second period of May improved to 81,473 cars from 80,631 in the week ended May 7th as grain, ores, and forestry items moved in heavier volume. The eastern division reported 53,141 cars against 52,774 one week earlier while the western total was up 475 cars to 28,332. Receipts from connections were off 496 cars at 33,744. The daily average loadings for the period at 11,639 cars were running below approximately the similar period of 1951 when coal, pulpwood, woodpulp and paper, miscellaneous manufactures and L.C.L. were higher.

Available comparisons with the second period of May last year indicate improvement in grain products, meats, other mine products, logs, gasoline and petroleum oils, implements and machinery and in canned foods. The overall grain movement appeared lighter while fruits were sharply lower as well as vegetables. Coal shipments were off considerably with loadings for one major line down from 1,536 to 1,079 cars. Building products, pulpwood, crude oil, sugar, iron and steel, autos as well as miscellaneous manufactures and L.C.L. merchandise continued at reduced volume as compared with mid-May of 1951, when daily averages were at record levels for that time of year.

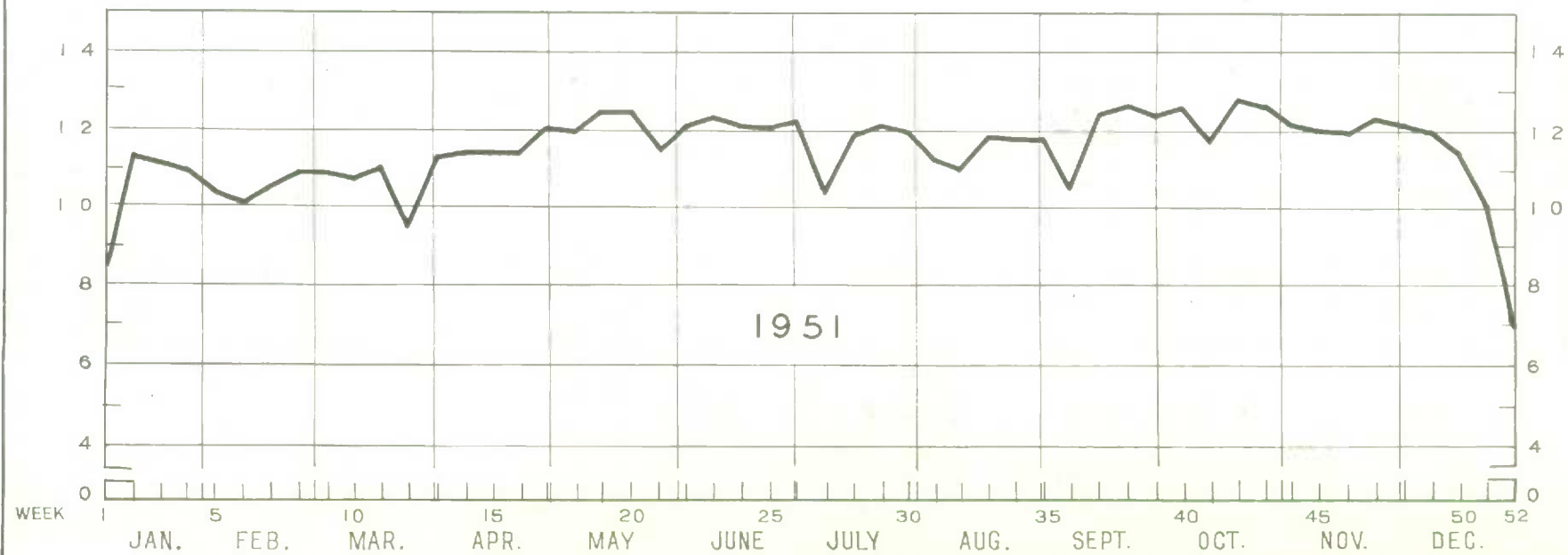
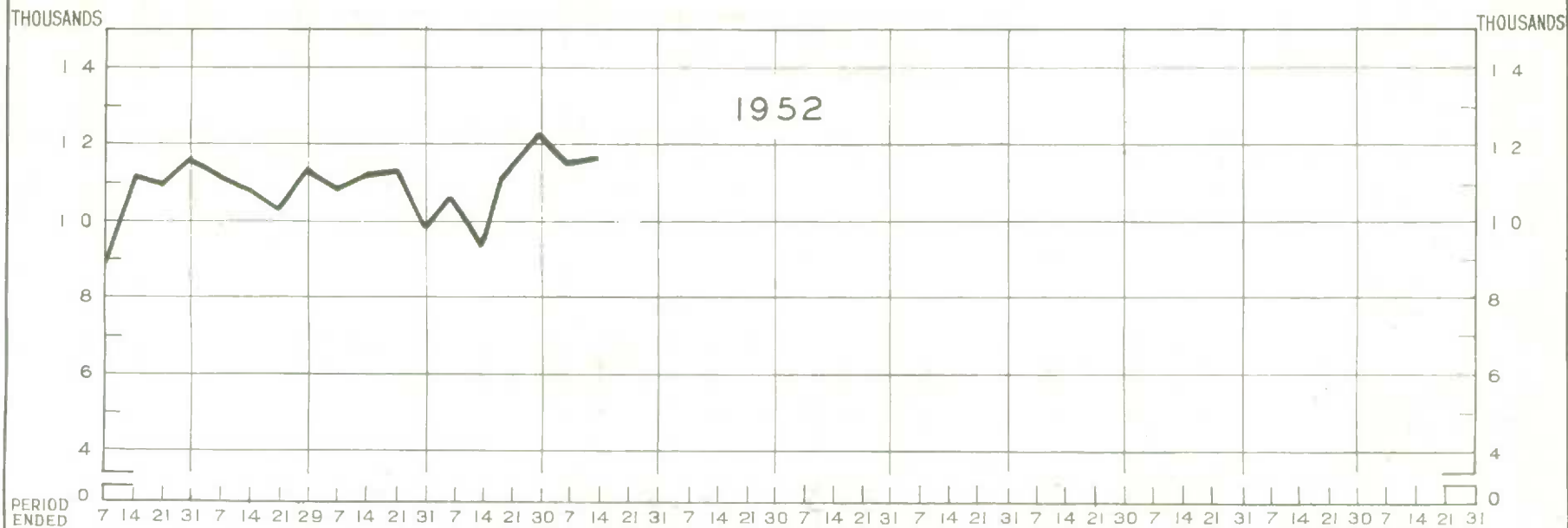
However receipts from connections were improved over the second period of May, 1951 indicating to some extent greater activity in international trade.



Price per year \$1.50

	TOTAL				EASTERN DIVISION				WESTERN DIVISION				Cumulative Totals from First Week of Year to Date								
	Period Ended				Period Ended				Period Ended				TOTAL			EASTERN DIVISION			WESTERN DIVISION		
	To				To				To				To			To			To		
	May 14 1952	May 7 1952	Apr. 30 1952	Same Period 1951	May 14 1952	May 7 1952	Apr. 30 1952	Same Period 1951	May 14 1952	May 7 1952	Apr. 30 1952	Same Period 1951	May 14 1952	Same date 1951	Same date 1950	May 14 1952	Same date 1951	Same date 1950	May 14 1952	Same date 1951	Same date 1950
1. Grain	11,085	10,531	15,753		2,641	2,087	3,236		8,444	8,444	12,517		169,447			33,080			136,367		
2. Grain Products	2,932	2,990	4,058		1,680	1,749	2,451		1,252	1,241	1,607		53,241			28,850			24,391		
3. Hay and Straw	36	31	61		18	18	44		18	13	17		2,462			1,432			1,030		
4. Fruits, fresh	37	44	227		30	37	30		7	7	197		2,910			858			2,052		
5. Vegetables, fresh or green	427	497	842		404	466	770		23	31	72		12,952			11,923			1,029		
6. Other Agricultural Products	163	147	195		125	122	140		38	25	55		3,639			2,843			796		
7. Live Stock	1,275	1,146	1,672		596	600	824		679	546	848		19,736			9,163			10,573		
8. Butter, Cheese, Eggs	70	74	121		28	23	63		42	51	58		1,507			886			621		
9. Fresh Meats & Packing House Products (edible)	444	388	516		194	174	251		250	214	265		7,008			3,074			3,934		
10. Other Packing House Products	103	88	100		65	52	77		38	36	23		1,309			988			321		
11. Other Animal Products	98	58	149	NOT AVAILABLE	64	44	79	NOT AVAILABLE	34	14	70	NOT AVAILABLE	1,414	NOT AVAILABLE	NOT AVAILABLE	1,041	NOT AVAILABLE	NOT AVAILABLE	373	NOT AVAILABLE	NOT AVAILABLE
12. Coal	4,432	4,682	6,204	NOT AVAILABLE	3,152	3,520	4,599	NOT AVAILABLE	1,280	1,162	1,605	NOT AVAILABLE	101,545	NOT AVAILABLE	NOT AVAILABLE	56,199	NOT AVAILABLE	NOT AVAILABLE	45,346	NOT AVAILABLE	NOT AVAILABLE
13. Coke	510	539	612	NOT AVAILABLE	411	443	476	NOT AVAILABLE	99	96	136	NOT AVAILABLE	11,106	NOT AVAILABLE	NOT AVAILABLE	9,254	NOT AVAILABLE	NOT AVAILABLE	1,852	NOT AVAILABLE	NOT AVAILABLE
14. Ores and Concentrates	4,022	3,458	4,485	NOT AVAILABLE	2,851	2,751	3,602	NOT AVAILABLE	1,171	707	883	NOT AVAILABLE	48,942	NOT AVAILABLE	NOT AVAILABLE	35,170	NOT AVAILABLE	NOT AVAILABLE	13,772	NOT AVAILABLE	NOT AVAILABLE
15. Base Bullion, Matte, Pig & Ingot (non-ferrous metals)	545	582	757	NOT AVAILABLE	395	404	512	NOT AVAILABLE	150	178	245	NOT AVAILABLE	10,911	NOT AVAILABLE	NOT AVAILABLE	7,571	NOT AVAILABLE	NOT AVAILABLE	3,340	NOT AVAILABLE	NOT AVAILABLE
16. Sand, Stone, Gravel, Plaster, Lime Brick, Cement, Sewer pipe, Tile	5,735	5,757	6,938		4,143	4,301	5,398		1,592	1,456	1,540		69,037			52,892			16,145		
17. Other Mine Products	2,129	1,753	1,983		2,003	1,596	1,798		126	157	185		27,557			25,138			2,419		
18. Logs, Piling, Cordwood	1,505	1,331	2,028		231	225	288		1,274	1,106	1,740		24,802			9,589			15,213		
19. Pulpwood	2,502	2,208	2,806		2,256	2,004	2,507		246	204	299		110,834			80,655			30,179		
20. Lumber, Lath, Shingles	4,330	4,023	5,038		2,368	1,942	2,535		1,962	2,081	2,503		65,316			31,743			33,573		
21. Other Forest Products	418	504	659		361	426	581		57	78	78		8,262			7,039			1,223		
22. Gasoline, Petroleum Oils & Pds.	4,907	5,518	7,692		2,769	3,310	4,634		2,138	2,208	3,058		94,984			70,426			24,559		
23. Crude Oil	341	334	438		2	4	5		339	330	433		6,351			82			6,269		
24. Sugar	252	240	324		166	152	193		86	88	131		4,265			2,555			1,700		
25. Iron & Steel Pds. (manufactured)	1,957	2,007	2,677		1,724	1,795	2,400		233	212	277		41,105			37,994			3,111		
26. Implements, Tractors Machinery, Boilers	909	986	1,477		694	766	1,149		215	220	328		17,301			14,155			3,146		
27. Autos, Trucks and Parts	1,973	1,958	2,835		1,926	1,912	2,737		48	46	98		32,421			31,416			1,005		
28. Fertilizers	1,289	1,431	1,835		925	1,085	1,251		364	346	584		18,287			10,228			8,059		
29. Woodpulp and Paper	4,084	4,329	5,913		3,510	3,655	5,078		574	674	835		95,126			82,036			13,090		
30. Canned Food Products	388	403	777		278	271	623		110	132	154		8,185			6,510			1,675		
31. Other Products of Manufactures and Miscellaneous	5,786	5,956	7,721		4,642	4,649	6,241		1,144	1,307	1,480		98,464			82,386			16,078		
32. Merchandise, L.C.L.	16,789	16,638	22,801		12,490	12,191	16,557		4,299	4,447	6,244		297,041			220,285			76,756		
33. Total Revenue Cars Loaded	81,473	80,631	109,694		53,141	52,774	71,129		28,332	27,857	38,565		1,467,457			967,460			499,997		
34. Received from Connections	33,744	34,240	42,977		29,604	30,452	38,252		4,140	3,788	4,725		682,503			620,334			62,169		

DAILY AVERAGE CARS OF REVENUE FREIGHT LOADED IN CANADA



1010541687

STATISTICS CANADA LIBRARY
BIBLIOTHEQUE STATISTIQUE CANADA