


52 002



CANADA
DEPARTMENT OF TRADE AND COMMERCE
DOMINION BUREAU OF STATISTICS
TRANSPORTATION BRANCH

MONTHLY TRAFFIC REPORT

of the

RAILWAYS OF CANADA

For

MAY

1930

Published by Authority of the Hon. H. H. Stevens, M.P.,
Minister of Trade and Commerce

OTTAWA

1930

1776

Faint, illegible text, possibly a list or table of contents.

Faint, illegible text, possibly a list or table of contents.

Faint, illegible text, possibly a list or table of contents.

DEPARTMENT OF TRADE AND COMMERCE
DOMINION BUREAU OF STATISTICS
TRANSPORTATION AND PUBLIC UTILITIES BRANCH
OTTAWA

Dominion Statistician, R.H. Coats, B.A., F.S.S., (Hon.), F.R.S.C.
Chief, Transportation & Public Utilities Branch, G.S. Wrong, B.Sc.

MONTHLY TRAFFIC REPORT

OF

RAILWAYS OF CANADA

FOR

MAY, 1930

COMPARATIVE SUMMARY

TOTAL FREIGHT LOADED AND RECEIVED FROM FOREIGN CONNECTIONS

<u>PROVINCES</u>	<u>May 1930 Tons</u>	<u>May 1929 Tons</u>	<u>April 1930 Tons</u>
Prince Edward Island	42,618	45,089	32,652
Nova Scotia	718,081	772,228	486,120
New Brunswick	227,617	251,627	284,418
Quebec	1,218,974	1,480,745	1,061,141
Ontario	3,890,363	4,442,501	3,737,764
Manitoba	372,683	469,116	273,260
Saskatchewan	543,625	679,143	304,194
Alberta	517,805	553,631	423,434
British Columbia	606,723	741,246	563,375
Total for Canada	8,138,489	9,435,326	7,166,358
 <u>PRODUCTS</u>			
Agricultural	1,345,807	1,763,359	1,108,177
Animal	213,379	244,774	211,023
Mine	2,949,455	3,195,248	2,233,656
Forest	1,039,536	1,241,295	1,111,114
Manufactures & Miscellaneous	2,590,312	2,990,650	2,502,388
GRAND TOTAL	8,138,489	9,435,326	7,166,358

UNITED STATES DEPARTMENT OF THE INTERIOR
BUREAU OF LAND MANAGEMENT
WASHINGTON, D. C. 20250

STATE OF CALIFORNIA
COUNTY OF SAN DIEGO

MINERAL RIGHTS


STATE OF CALIFORNIA

MINERAL RIGHTS

Section	Range	County	State
10	10	San Diego	California
11	11	San Diego	California
12	12	San Diego	California
13	13	San Diego	California
14	14	San Diego	California
15	15	San Diego	California
16	16	San Diego	California
17	17	San Diego	California
18	18	San Diego	California
19	19	San Diego	California
20	20	San Diego	California
21	21	San Diego	California
22	22	San Diego	California
23	23	San Diego	California
24	24	San Diego	California
25	25	San Diego	California
26	26	San Diego	California
27	27	San Diego	California
28	28	San Diego	California
29	29	San Diego	California
30	30	San Diego	California
31	31	San Diego	California
32	32	San Diego	California
33	33	San Diego	California
34	34	San Diego	California
35	35	San Diego	California
36	36	San Diego	California
37	37	San Diego	California
38	38	San Diego	California
39	39	San Diego	California
40	40	San Diego	California
41	41	San Diego	California
42	42	San Diego	California
43	43	San Diego	California
44	44	San Diego	California
45	45	San Diego	California
46	46	San Diego	California
47	47	San Diego	California
48	48	San Diego	California
49	49	San Diego	California
50	50	San Diego	California
51	51	San Diego	California
52	52	San Diego	California
53	53	San Diego	California
54	54	San Diego	California
55	55	San Diego	California
56	56	San Diego	California
57	57	San Diego	California
58	58	San Diego	California
59	59	San Diego	California
60	60	San Diego	California
61	61	San Diego	California
62	62	San Diego	California
63	63	San Diego	California
64	64	San Diego	California
65	65	San Diego	California
66	66	San Diego	California
67	67	San Diego	California
68	68	San Diego	California
69	69	San Diego	California
70	70	San Diego	California
71	71	San Diego	California
72	72	San Diego	California
73	73	San Diego	California
74	74	San Diego	California
75	75	San Diego	California
76	76	San Diego	California
77	77	San Diego	California
78	78	San Diego	California
79	79	San Diego	California
80	80	San Diego	California
81	81	San Diego	California
82	82	San Diego	California
83	83	San Diego	California
84	84	San Diego	California
85	85	San Diego	California
86	86	San Diego	California
87	87	San Diego	California
88	88	San Diego	California
89	89	San Diego	California
90	90	San Diego	California
91	91	San Diego	California
92	92	San Diego	California
93	93	San Diego	California
94	94	San Diego	California
95	95	San Diego	California
96	96	San Diego	California
97	97	San Diego	California
98	98	San Diego	California
99	99	San Diego	California
100	100	San Diego	California


REVENUE FREIGHT CARRIED
DURING THE MONTH

COMMODITIES	ORIGINATED		
	Loaded at :	Received from	
	Stations :	Foreign Connections	
	in :	Destined to	
Canada :	Canadian	Foreign	
	Points	Points	
	Tons	Tons	Tons
<u>AGRICULTURAL PRODUCTS</u>			
1. Wheat	552,975	200	54,929
2. Corn	2,185	13,425	41,674
3. Oats	54,058	2,469	26,983
4. Barley	35,595	237	1,842
5. Rye	9,371	-	5,766
6. Flax	3,021	-	10
7. Other Grain	4,601	1,331	1,339
8. Flour	120,929	2,062	32,144
9. Other Mill Products	92,270	3,051	57,827
10. Hay and Straw	35,102	143	3,169
11. Cotton	383	4,663	2,886
12. Apples (fresh)	984	1,127	1,937
13. Other Fruit (fresh)	1,395	24,485	9,471
14. Potatoes	41,027	2,674	25,932
15. Other Fresh Vegetables	1,938	15,989	12,885
16. Other Agricultural Products	11,095	11,527	16,701
Total	966,929	83,383	295,495
<u>ANIMAL PRODUCTS</u>			
17. Horses	6,164	169	267
18. Cattle and Calves	32,684	217	1,431
19. Sheep	1,223	14	935
20. Hogs	16,956	-	1,881
21. Dressed Meats (fresh)	9,525	819	28,487
22. Dressed Meats (cured or salted)	1,510	7,189	9,032
23. Other Packing House Products	4,899	4,312	9,663
24. Poultry	122	36	4,465
25. Eggs	3,877	127	20,332
26. Butter and Cheese	2,815	711	15,401
27. Wool	290	583	6,057
28. Hides and Leather	4,911	2,065	5,158
29. Other Animal Products	3,324	1,671	4,057
Total	88,300	17,913	107,166
<u>MINE PRODUCTS</u>			
30. Anthracite Coal	327	209,833	70,064
31. Bituminous Coal	631,816	392,110	3,133
32. Lignite Coal	70,330	-	-
33. Coke	20,258	78,193	527
34. Iron Ores	21,359	2,335	56
35. Other Ores and Concentrates	380,855	9,996	7,865
36. Base Bullion and Matte	17,892	440	258
37. Clay, Gravel, Sand, Stone (crushed)	717,528	35,624	6,394
38. Slate-Dimension or Block Stone	27,418	4,823	8,512
39. Crude Petroleum	4,424	96,412	285
40. Asphaltum	18,945	6,338	2,440
41. Salt	13,409	5,577	7,469
42. Other Mine Products	36,868	24,367	14,975
Total	1,961,429	866,048	121,978



BY CANADIAN RAILWAYS
OF MAY, 1930

NO.:	TOTAL FREIGHT ORIGINATED				TERMINATED	
	Total	Increase Over May, 1929 (Decrease -)	Cumulative Total To Date	Increase Over 1929 (Decrease -)	Unloaded at Stations in Canada	Delivered to Foreign Connections
	Tons	Tons	Tons	Tons	Tons	Tons
1.	608,104	- 197,244	2,238,328	- 2,159,883	156,706	329,781
2.	57,284	- 1,583	717,490	- 68,333	16,794	32,377
3.	83,510	- 87,946	442,247	- 268,188	63,462	22,657
4.	37,674	- 54,590	198,752	- 217,508	35,758	2,383
5.	15,137	- 15,260	47,295	- 78,062	6,742	7,982
6.	3,031	- 3,462	11,604	- 13,873	1,662	1,530
7.	7,271	- 41	38,732	- 29,387	8,111	1,945
8.	155,135	- 38,190	774,457	- 282,068	74,624	80,607
9.	153,148	- 18,842	736,208	- 141,492	68,968	69,422
10.	38,414	- 7,256	298,031	- 100,308	23,085	15,606
11.	7,932	- 2,623	57,007	- 18,367	3,922	3,139
12.	4,048	- 1,949	103,480	- 41,225	2,078	2,109
13.	35,351	- 5,638	131,682	- 25,456	24,249	9,189
14.	69,633	- 1,591	364,204	- 69,025	33,853	36,375
15.	30,812	- 778	155,514	- 5,826	18,057	13,304
16.	39,323	- 5,399	248,902	- 17,117	16,515	20,753
	1,345,807	- 417,552	6,163,933	- 3,115,502	554,586	649,159
17.	6,600	- 621	41,536	- 7,082	6,207	301
18.	34,332	- 8,911	161,231	- 51,355	30,862	2,412
19.	2,172	- 382	15,039	- 1,086	1,060	945
20.	18,837	- 4,094	114,635	- 15,713	18,715	1,881
21.	38,831	- 806	209,924	- 9,265	9,101	29,212
22.	17,731	- 9,259	78,828	- 22,588	2,164	14,322
23.	18,874	- 7,430	87,513	- 20,497	3,137	13,966
24.	4,623	- 831	27,889	- 3,603	103	4,453
25.	24,336	- 346	79,931	- 4,674	4,256	20,393
26.	18,927	- 1,086	98,187	- 4,391	2,221	15,948
27.	6,930	- 918	18,241	- 439	661	6,222
28.	12,134	- 119	65,422	- 1,908	3,502	8,568
29.	9,052	- 1,496	39,812	- 5,539	3,933	5,136
	213,379	- 31,395	1,033,183	- 107,664	85,922	123,759
30.	280,224	- 29,914	1,729,020	- 102,182	184,967	71,069
31.	1,027,059	- 187,329	5,379,584	- 621,689	959,589	18,641
32.	70,330	- 3,447	1,062,422	- 106,854	74,121	205
33.	98,978	- 5,442	660,053	- 46,290	113,900	5,230
34.	23,750	- 10,966	29,770	- 2,390	23,125	56
35.	398,716	- 2,026	1,810,522	- 11,254	370,267	24,611
36.	18,590	- 4,940	84,918	- 12,210	12,707	4,548
37.	759,546	- 18,295	1,833,494	- 310,607	727,119	12,579
38.	40,753	- 17,322	131,762	- 13,480	23,144	9,394
39.	101,121	- 31,488	432,764	- 52,966	95,113	405
40.	27,723	- 7,969	55,257	- 17,504	24,011	2,599
41.	26,455	- 6,187	115,763	- 30,567	25,567	7,877
42.	76,210	- 19,308	325,028	- 37,148	21,385	50,164
	2,949,455	- 245,793	13,650,357	- 1,230,009	2,655,015	207,378



REVENUE FREIGHT CARRIED
DURING THE MONTH

NO.	COMMODITIES	ORIGINATED		
		Loaded at:	Received from	
		Stations	Foreign Connections	
		in	Destined to	
		Canada	Canadian	Foreign
		Points	Points	Points
		Tons	Tons	Tons
<u>FOREST PRODUCTS</u>				
43.	Logs, Posts, Poles, Cordwood	319,552	4,938	9,827
44.	Ties	11,953	1,037	1,722
45.	Pulpwood	199,165	10	478
46.	Lumber, Timber, Box Shooks, Staves, Heading	369,842	28,115	48,647
47.	Other Forest Products	31,532	5,784	6,934
	Total	932,044	39,884	67,608
<u>MANUFACTURES & MISCELLANEOUS</u>				
48.	Refined Petroleum & its Products	209,090	81,272	11,661
49.	Sugar	18,283	1,220	16,607
50.	Iron, pig and bloom	20,196	1,960	4,420
51.	Rails and Fastenings	9,544	536	252
52.	(Bar and Sheet Iron - Structural Iron and Iron Pipe	48,000	55,784	37,212
53.	Castings, Machinery & Boilers	20,300	10,922	16,653
54.	Cement	154,421	2,035	837
55.	Brick and Artificial Stone	49,583	18,829	2,988
56.	Lime and Plaster	34,321	1,436	711
57.	Sewer Pipe and Drain Tile	8,342	893	124
58.	(Agricultural Implements and Vehicles other than Autos	13,308	7,620	7,558
59.	Automobiles and Auto Trucks	35,064	17,364	152,807
60.	Household goods	4,781	391	71
61.	Furniture	3,241	407	2,954
62.	Liquor Beverages	22,812	596	1,504
63.	Fertilizers, all kinds	88,647	18,698	6,306
64.	Paper, Printed Matter, Books	175,250	3,237	42,013
65.	Wood Pulp	71,870	962	10,942
66.	Fish, (fresh, frozen, cured, etc.)	3,000	63	248
67.	Canned Meats	364	57	246
68.	(Canned Goods (all Canned Food Products other than Meat)	12,120	1,908	14,871
69.	Other Manufactures & Miscellaneous	321,333	115,706	231,816
70.	Merchandise	252,595	34,478	74,672
	Total	1,576,465	376,374	637,473
	GRAND TOTAL	5,525,167	1,383,602	1,229,720

RATIOS OF COMMODITY GROUP TOTALS
Per

Commodity Group	Total Freight Carried	Loaded at Stations in Canada
Agricultural	16.54	11.88
Animal	2.62	1.09
Mine	36.24	24.10
Forest	12.77	11.45
Manufactures & Miscellaneous	31.83	19.37
Total	100.00	67.89

BY CANADIAN RAILWAYS
OF MAY, 1930

NO.:	TOTAL FREIGHT ORIGINATED				TERMINATED	
	: Increase		: Cumulative Total		: Unloaded at:	: Delivered
:	Total	: Over	To	: Increase	: Stations	: to
:	For	: May, 1929	Date	: Over	: in	: Foreign
:	Month	: (Decrease -)	Date	: 1929	: Canada	: Connections
:	:	:	:	: (Decrease -)	:	:
	Tons	Tons	Tons	Tons	Tons	Tons
43.	334,317	- 41,214	1,594,316	- 284,037	300,825	33,125
44.	14,712	- 4,847	52,012	- 13,007	9,170	2,654
45.	199,653	- 13,427	2,453,242	- 554,841	120,016	69,109
46.	446,604	- 144,574	2,077,368	- 560,905	289,606	154,910
47.	44,250	- 2,303	225,809	- 9,370	29,610	24,802
	1,039,536	- 201,759	6,402,747	- 293,738	749,227	284,600
48.	302,023	- 12,171	999,568	- 14,496	284,328	15,436
49.	36,110	- 8,217	180,405	- 73,380	21,223	17,389
50.	26,576	- 24,425	171,810	- 95,593	24,439	4,517
51.	10,332	- 9,748	144,035	- 24,774	6,227	982
52.	140,996	- 86,311	821,483	- 309,909	94,186	42,651
53.	47,875	- 21,402	268,330	- 43,006	31,344	16,743
54.	157,293	- 7,571	383,218	- 35,725	146,269	2,116
55.	71,400	- 34,028	261,673	- 110,272	60,997	3,415
56.	36,468	- 14,022	156,712	- 27,576	34,933	2,115
57.	9,359	- 2,876	27,459	- 6,548	10,777	239
58.	28,486	- 16,047	183,357	- 65,292	16,536	16,269
59.	205,235	- 106,181	972,419	- 496,155	42,518	164,047
60.	5,243	- 20	26,615	- 3,410	5,739	127
61.	6,602	- 2,695	41,673	- 7,652	4,037	3,181
62.	24,912	- 1,534	111,037	- 8,694	21,739	3,480
63.	113,651	- 33,770	417,994	- 90,665	99,008	15,823
64.	220,500	- 3,488	1,096,426	- 71,864	36,300	208,036
65.	83,774	- 26,122	432,227	- 58,896	24,563	73,668
66.	3,311	- 268	42,796	- 996	1,575	1,911
67.	667	- 436	3,335	- 1,001	450	212
68.	28,899	- 8,374	157,295	- 17,897	12,829	16,914
69.	668,855	- 39,190	3,045,627	- 272,490	358,406	308,935
70.	361,745	- 49,042	1,642,673	- 182,436	284,409	78,842
	2,590,312	- 400,338	11,588,937	- 1,837,397	1,622,832	997,048
	8,138,489	-1,296,837	38,844,162	- 6,584,310	5,667,582	2,261,944

TO TOTAL FREIGHT CARRIED DURING MONTH
cent

RECEIVED FROM FOREIGN CONNECTIONS				: Unloaded at:	: Delivered
Destined to			:	: Stations	: to
Canadian	: Foreign	:	Total	: in	: Foreign
Points	: Points	:	:	: Canada	: Connections
1.03	3.63	:	4.66	6.81	7.98
.22	1.32	:	1.54	1.06	1.52
10.64	1.50	:	12.14	32.62	2.55
.49	.83	:	1.32	9.21	3.50
4.62	7.83	:	12.45	19.94	12.25
17.00	15.11	:	32.11	69.64	27.80

REVENUE FREIGHT CARRIED
DURING THE MONTH

PRODUCTS	ORIGINATED		
	Loaded at :	Received from	
	Stations :	Foreign Connections	
	in :	Destined to	
Canada :	Canadian	Foreign	
	Points	Points	
	Tons	Tons	Tons
<u>PRINCE EDWARD ISLAND</u>			
Agricultural	16,026	-	-
Animal	702	-	-
Mine	355	-	-
Forest	480	-	-
Manufactures & Miscellaneous	24,455	-	-
Total	42,618	-	-
<u>NOVA SCOTIA</u>			
Agricultural	5,770	2,578	-
Animal	409	819	-
Mine	554,268	143	-
Forest	42,470	346	-
Manufactures & Miscellaneous	105,869	5,335	74
Total	708,786	9,221	74
<u>NEW BRUNSWICK</u>			
Agricultural	23,832	4,186	22,029
Animal	466	282	-
Mine	19,009	992	116
Forest	67,634	101	1,581
Manufactures & Miscellaneous	52,757	8,533	26,099
Total	163,698	14,094	49,825
<u>QUEBEC</u>			
Agricultural	82,666	13,596	8,573
Animal	8,610	2,289	2,209
Mine	138,088	139,251	36,922
Forest	204,708	4,303	5,368
Manufactures & Miscellaneous	435,537	60,217	76,637
Total	869,609	219,656	129,709
<u>ONTARIO</u>			
Agricultural	161,614	51,404	264,828
Animal	42,131	14,113	104,491
Mine	759,817	657,469	84,692
Forest	228,906	31,406	43,530
Manufactures & Miscellaneous	646,284	266,344	533,334
Total	1,838,752	1,020,736	1,030,875
<u>MANITOBA</u>			
Agricultural	106,822	4,825	-
Animal	9,719	21	-
Mine	94,195	4,271	-
Forest	47,598	1,170	-
Manufactures & Miscellaneous	89,279	14,783	-
Total	347,613	25,070	-
<u>SASKATCHEWAN</u>			
Agricultural	368,942	702	59
Animal	8,373	45	-
Mine	26,648	32,685	-
Forest	17,714	384	30
Manufactures & Miscellaneous	77,100	10,192	751
Total	498,777	44,008	840
<u>ALBERTA</u>			
Agricultural	195,165	475	-
Animal	15,838	10	-
Mine	148,033	29,995	-
Forest	29,256	-	-
Manufactures & Miscellaneous	96,542	2,491	-
Total	484,834	32,971	-
<u>BRITISH COLUMBIA</u>			
Agricultural	6,092	5,617	6
Animal	2,052	334	466
Mine	220,416	1,242	248
Forest	293,278	2,174	17,099
Manufactures & Miscellaneous	48,642	8,470	578
Total	570,480	17,846	18,397

BY CANADIAN RAILWAYS
OF MAY, 1930

		TOTAL FREIGHT ORIGINATED				TERMINATED	
Total	Increase	Cumulative Total		Unloaded at:	Delivered		
For	Over	To	Increase	Stations	to		
Month	May, 1929	Date	Over	in	Foreign	Connections	
	(Decrease -)		1929	Canada			
			(Decrease -)				
Tons	Tons	Tons	Tons	Tons	Tons		
<u>P.E. ISLAND</u>							
16,026	-	9,749	88,637	12,781	2,826	38	
702	-	237	2,926	492	441	-	
955	-	67	1,616	17	6,353	-	
480	-	178	2,768	1,383	2,524	-	
24,455	-	7,760	36,262	9,794	36,844	-	
42,618	-	2,471	132,209	20,683	48,988	38	
<u>NOVA SCOTIA</u>							
8,348	-	2,218	121,368	63,848	19,565	4,376	
1,228	-	371	18,254	4,384	1,408	305	
554,411	-	71,150	2,116,656	342,778	488,237	202	
42,816	-	5,981	250,378	43,452	33,456	11,495	
111,278	-	21,137	504,601	129,311	109,030	2,943	
718,081	-	54,147	3,011,257	101,783	651,696	19,321	
<u>NEW BRUNSWICK</u>							
50,047	-	15,800	283,656	72,922	14,381	22,781	
748	-	92	5,060	839	1,598	122	
20,117	-	13,366	126,687	3,104	39,460	1,213	
69,316	-	36,021	505,375	36,724	24,997	21,873	
87,389	-	9,669	449,326	4,845	64,914	17,740	
227,617	-	24,010	1,370,104	43,308	145,350	63,729	
<u>QUEBEC</u>							
104,835	-	13,036	499,350	75,448	123,120	155,313	
13,108	-	1,419	54,786	7,195	20,392	34,070	
314,261	-	118,964	1,441,274	123,279	281,635	55,161	
214,379	-	47,976	1,297,062	111,943	148,693	73,430	
572,391	-	80,376	2,424,173	413,939	374,353	165,268	
1,218,974	-	261,771	5,716,645	731,804	948,193	483,242	
<u>ONTARIO</u>							
477,846	-	166,108	2,671,865	1,096,270	238,359	366,230	
160,735	-	18,148	751,178	49,135	35,528	87,789	
1,501,978	-	36,164	7,159,804	359,016	1,321,052	110,272	
303,842	-	30,481	2,429,277	56,331	229,867	112,654	
1,445,962	-	301,237	6,821,652	1,364,839	613,764	790,478	
3,890,363	-	552,138	19,833,776	2,812,929	2,438,570	1,467,423	
<u>MANITOBA</u>							
111,647	-	66,509	413,810	300,818	50,131	676	
9,740	-	5,715	58,204	25,226	9,181	740	
98,466	-	10,956	246,329	90,790	128,020	582	
48,768	-	5,968	445,596	38,792	49,737	910	
104,062	-	19,221	417,265	98,514	115,432	11,953	
372,683	-	96,433	1,581,204	476,556	352,501	14,861	
<u>SASKATCHEWAN</u>							
369,703	-	120,410	919,482	733,866	48,920	75	
8,418	-	2,282	48,138	7,861	3,630	193	
59,333	-	7,200	261,079	26,944	88,759	-	
18,128	-	5,976	105,037	2,157	31,654	41,279	
88,043	-	11,602	323,007	52,644	130,057	1,017	
543,625	-	135,518	1,656,743	823,472	303,020	42,564	
<u>ALBERTA</u>							
195,640	-	58,367	1,090,789	1,046,631	40,527	-	
15,848	-	2,412	87,157	17,926	7,746	23	
178,028	-	50,973	1,243,780	54,838	135,334	-	
29,256	-	9,010	126,809	46,749	43,051	-	
99,033	-	17,010	353,196	19,188	125,866	724	
517,805	-	35,826	2,901,731	1,185,332	352,524	747	
<u>BRITISH COLUMBIA</u>							
11,715	-	1,391	74,976	12,020	16,757	99,670	
2,852	-	719	12,485	3,374	5,998	517	
221,906	-	38,899	1,053,132	235,451	166,165	39,948	
312,551	-	84,056	1,240,445	233,357	185,248	22,959	
57,699	-	9,458	259,455	32,223	52,572	6,925	
606,723	-	134,523	2,640,493	516,425	426,740	170,019	

STATISTICS CANADA LIBRARY
BIBLIOTHÈQUE STATISTIQUE CANADA



1010549765