

C.1

Historical File Copy

52 002

CANADA
DEPARTMENT OF TRADE AND COMMERCE
DOMINION BUREAU OF STATISTICS
TRANSPORTATION BRANCH



MONTHLY TRAFFIC REPORT

of the

RAILWAYS OF CANADA

For

NOVEMBER

1931

+++

Published by Authority of the Hon. H. H. Stevens, M.P.,
Minister of Trade and Commerce

+++

OTTAWA

1932

DEPARTMENT OF TRADE AND COMMERCE
DOMINION BUREAU OF STATISTICS
TRANSPORTATION AND PUBLIC UTILITIES BRANCH
OTTAWA

Dominion Statistician, R.H. Coats, B.A., F.S.S., (Hon.), F.R.S.C.
Chief, Transportation and Public Utilities Branch, G.S. Wrong, B.Sc.

MONTHLY TRAFFIC REPORT

OF

RAILWAYS OF CANADA

FOR

NOVEMBER, 1931

COMPARATIVE SUMMARY

TOTAL FREIGHT LOADED AND RECEIVED FROM FOREIGN CONNECTIONS

<u>PROVINCES</u>	November <u>1931</u> Tons	November <u>1930</u> Tons	October <u>1931</u> Tons
Prince Edward Island	28,333	49,408	16,818
Nova Scotia	457,794	561,932	576,534
New Brunswick	145,267	188,456	183,839
Quebec	919,727	1,046,814	1,018,836
Ontario	2,360,027	3,122,288	2,526,328
Manitoba	332,947	325,979	365,406
Saskatchewan	842,737	736,318	1,028,925
Alberta	1,213,784	978,362	1,205,383
British Columbia	357,162	468,748	414,591
Total for Canada	6,657,778	7,478,305	7,336,660
 <u>PRODUCTS</u>			
Agricultural	2,288,727	2,023,126	2,476,487
Animal	209,526	212,974	229,419
Mine	2,290,171	2,822,206	2,493,394
Forest	518,558	650,470	573,108
Manufactures & Miscellaneous	1,350,796	1,769,529	1,564,252
GRAND TOTAL	6,657,778	7,478,305	7,336,660

1875

1875

1875

1875


1875

1875

1875	1875	1875	1875
1875	1875	1875	1875
1875	1875	1875	1875
1875	1875	1875	1875
1875	1875	1875	1875
1875	1875	1875	1875
1875	1875	1875	1875
1875	1875	1875	1875
1875	1875	1875	1875
1875	1875	1875	1875
1875	1875	1875	1875
1875	1875	1875	1875
1875	1875	1875	1875
1875	1875	1875	1875
1875	1875	1875	1875
1875	1875	1875	1875
1875	1875	1875	1875


REVENUE FREIGHT CARRIED
DURING THE MONTH

NO.	COMMODITIES	ORIGINATED		
		Loaded at Stations in Canada	Received from Foreign Connections Destined to Canadian Points	Foreign Points
		Tons	Tons	Tons
<u>AGRICULTURAL PRODUCTS</u>				
1.	Wheat	1,284,241	1,818	50,212
2.	Corn	2,792	13,045	25,929
3.	Oats	122,310	10,495	12,154
4.	Barley	35,664	---	1,822
5.	Rye	7,190	---	16,574
6.	Flax	11,481	---	61
7.	Other Grain	10,218	398	808
8.	Flour	155,807	852	24,533
9.	Other Mill Products	124,491	3,492	40,493
10.	Hay and Straw	36,709	32	1,342
11.	Cotton	323	12,793	3,891
12.	Apples (fresh)	44,761	996	5,158
13.	Other Fruit (fresh)	1,397	13,589	16,792
14.	Potatoes	35,225	282	14,947
15.	Other Fresh Vegetables	18,300	2,229	4,959
16.	Other Agricultural Products	81,007	10,645	26,715
	Total	1,971,916	70,671	246,140
<u>ANIMAL PRODUCTS</u>				
17.	Horses	8,116	116	329
18.	Cattle and Calves	45,813	108	1,595
19.	Sheep	6,086	10	3,409
20.	Hogs	23,118	48	2,646
21.	Dressed Meats (fresh)	7,961	367	29,029
22.	Dressed Meats (cured or salted)	1,473	2,632	5,149
23.	Other Packing House Products	6,193	3,625	8,132
24.	Poultry	673	28	14,216
25.	Eggs	1,120	92	5,550
26.	Butter and Cheese	3,922	30	9,251
27.	Wool	867	336	1,146
28.	Hides and Leather	3,386	897	4,201
29.	Other Animal Products	4,106	1,537	2,133
	Total	112,834	9,876	86,816
<u>MINE PRODUCTS</u>				
30.	Anthracite Coal	1,675	199,093	51,549
31.	Bituminous Coal	506,799	341,468	6,792
32.	Lignite Coal	431,561	---	---
33.	Coke	64,667	38,926	6,411
34.	Iron Ores	138	2,525	---
35.	Other Ores and Concentrates	74,432	7,272	4,530
36.	Base Bullion and Matte	4,946	---	---
37.	Clay, Gravel, Sand, Stone (crushed)	357,334	13,429	3,643
38.	Slate-Dimension or Block Stone	9,509	1,654	2,869
39.	Crude Petroleum	2,593	29,032	365
40.	Asphaltum	7,280	1,752	669
41.	Salt	13,646	2,816	6,072
42.	Other Mine Products	63,954	26,160	4,610
	Total	1,538,534	664,127	87,510



BY CANADIAN RAILWAYS
OF NOVEMBER, 1931

No. :	TOTAL FREIGHT ORIGINATED				TERMINATED	
	Total	Increase Over November 1930 (Decrease -)	Cumulative Totals To Date	Increase Over 1930 (Decrease -)	Unloaded at Stations in Canada	Delivered to Foreign Connections
	Tons	Tons	Tons	Tons	Tons	Tons
1.	1,336,271	288,351	8,853,174	- 269,105	709,558	832,608
2.	41,766	- 8,926	406,608	- 209,395	16,427	23,076
3.	144,959	51,407	1,061,874	156,587	125,163	29,130
4.	37,486	- 3,567	570,778	- 113,572	20,760	15,581
5.	23,464	4,855	137,080	- 96,979	14,662	7,559
6.	11,542	- 20,716	64,020	- 29,137	8,594	5,447
7.	11,424	- 102	84,571	- 1,328	8,342	7,437
8.	181,242	37,171	1,594,348	- 88,623	100,310	61,809
9.	168,476	10,218	1,468,973	- 115,249	79,100	66,401
10.	38,083	- 13,266	361,526	- 163,384	33,469	4,768
11.	17,012	- 4,112	90,071	- 27,399	8,015	4,643
12.	50,915	- 19,265	248,880	- 76,505	24,181	29,822
13.	31,778	- 7,063	420,647	- 17,257	15,266	16,932
14.	50,454	- 41,114	549,628	- 146,441	20,867	29,531
15.	25,488	- 510	252,342	- 43,137	11,887	13,039
16.	118,367	- 7,760	647,996	- 64,601	89,539	39,692
	2,288,727	265,601	16,812,516	-1,302,869	1,286,140	1,187,475
17.	8,561	1,905	65,211	- 13,936	8,574	398
18.	47,516	- 6,616	422,441	- 7,536	44,799	2,815
19.	9,505	- 2,255	58,925	- 6,264	7,202	3,409
20.	25,812	7,177	215,016	2,444	24,460	2,654
21.	37,357	- 1,073	451,238	- 3,480	8,836	29,892
22.	9,254	- 2,464	126,236	- 39,067	843	7,873
23.	17,950	179	196,982	1,575	3,426	12,005
24.	14,947	649	76,936	6,273	626	14,294
25.	6,762	388	151,709	3,588	1,016	5,759
26.	13,253	60	213,602	- 9,698	3,358	9,658
27.	2,349	505	53,132	2,556	583	1,822
28.	8,484	- 1,583	105,427	- 19,454	2,927	5,544
29.	7,776	- 320	95,941	7,301	4,204	3,613
	209,526	- 3,448	2,232,796	- 75,693	110,854	99,736
30.	252,317	- 179,918	2,904,643	-1,276,595	179,400	51,925
31.	855,059	- 105,403	9,195,513	-2,115,028	781,530	24,456
32.	431,561	66,497	1,848,297	- 678,264	415,525	3,215
33.	110,004	- 11,309	1,070,020	- 230,628	99,154	7,627
34.	2,663	- 742	45,275	- 375,353	2,828	--
35.	86,234	- 116,189	1,311,149	-2,338,200	64,016	18,180
36.	4,946	- 3,643	120,346	- 49,554	727	4,063
37.	374,406	- 182,997	5,088,202	-2,262,487	388,221	5,851
38.	14,032	- 10,877	248,648	- 80,505	11,644	3,881
39.	31,990	- 19,556	524,323	- 294,730	33,666	403
40.	9,701	- 4,363	256,054	- 20,058	9,510	669
41.	22,534	1,692	244,932	- 3,339	16,715	6,167
42.	94,724	35,373	891,109	167,551	66,878	35,232
	2,290,171	- 532,035	23,748,511	-9,557,210	2,069,844	161,667




REVENUE FREIGHT CARRIED
DURING THE MONTH

NO.	COMMODITIES	ORIGINATED		
		Loaded at Stations in Canada	Received from Foreign Connections Destined to Canadian Points	Foreign Points
		Tons	Tons	Tons
<u>FOREST PRODUCTS</u>				
43.	Logs, Posts, Poles, Cordwood	156,643	469	2,006
44.	Ties	1,010	193	49
45.	Pulpwood	98,679	394	814
46.	Lumber, Timber, Box Shooks, Staves, Heading	197,298	11,308	22,667
47.	Other Forest Products	19,707	3,478	3,843
	Total	473,337	15,842	29,379
<u>MANUFACTURES & MISCELLANEOUS</u>				
48.	Refined Petroleum & its Products	132,412	31,178	10,445
49.	Sugar	14,647	1,449	4,519
50.	Iron, pig and bloom	12,517	1,312	819
51.	Rails and Fastenings	1,532	357	54
52.	(Bar and Sheet Iron - Structural Iron and Iron Pipe	31,676	14,625	6,512
53.	Castings, Machinery and Boilers	8,290	2,202	8,920
54.	Cement	90,661	332	481
55.	Brick and Artificial Stone	14,654	6,357	1,176
56.	Lime and Plaster	18,744	1,009	218
57.	Sewer Pipe and Drain Tile	5,836	146	234
58.	(Agricultural Implements and Vehicles other than Autos	2,313	343	1,001
59.	Automobiles and Auto Trucks	2,902	1,598	28,157
60.	Household Goods	5,035	222	176
61.	Furniture	2,647	57	2,124
62.	Liquor Beverages	14,341	473	325
63.	Fertilizers, all kinds	27,960	3,354	416
64.	Paper, Printed Matter, Books	126,164	2,687	29,967
65.	Wood Pulp	57,051	33	9,540
66.	Fish (fresh, frozen, cured, etc.)	5,738	111	1,502
67.	Canned Meats	36	163	38
68.	(Canned Goods (all Canned Food Products other than Meat)	11,527	687	10,879
69.	Other Manufactures & Miscellaneous	183,667	45,552	121,884
70.	Merchandise	149,764	19,675	57,373
	Total	920,114	133,922	296,760
	GRAND TOTAL	5,016,735	894,438	746,605

RATIOS OF COMMODITY GROUP TOTALS
Per

Commodity Group	Total Freight Carried	Loaded at Stations in Canada
Agricultural	34.37	29.62
Animal	3.15	1.69
Mine	34.40	23.11
Forest	7.79	7.11
Manufactures & Miscellaneous	20.29	13.82
Total	100.00	75.35



BY CANADIAN RAILWAYS
OF NOVEMBER, 1931

NO.:	TOTAL FREIGHT ORIGINATED				TERMINATED	
	Total	Increase Over November 1930 (Decrease -)	Cumulative Total To Date	Increase Over 1930 (Decrease -)	Unloaded at Stations in Canada	Delivered to Foreign Connections
	Tons	Tons	Tons	Tons	Tons	Tons
43.	159,118	- 65,744	1,827,388	- 1,166,521	147,808	11,248
44.	1,252	- 5,479	79,586	- 23,395	1,134	146
45.	99,887	- 7,252	1,934,625	- 1,809,758	49,964	46,348
46.	231,273	- 43,563	3,075,616	- 1,182,290	147,255	79,617
47.	27,028	- 9,874	318,400	- 182,448	14,759	7,574
	518,558	- 131,912	7,235,615	- 4,364,412	360,920	144,933
48.	174,035	- 57,883	2,245,538	- 416,779	165,348	12,292
49.	20,615	- 5,601	263,336	- 126,500	16,224	4,616
50.	14,648	- 11,898	201,341	- 102,060	13,995	1,351
51.	1,943	- 1,820	135,419	- 38,064	1,748	54
52.	52,813	- 36,892	957,699	- 503,920	37,650	8,347
53.	19,412	- 18,101	283,729	- 217,143	9,942	9,288
54.	91,474	- 11,122	1,145,317	- 160,053	89,981	536
55.	22,187	- 18,273	374,808	- 241,422	21,170	1,342
56.	19,971	- 5,845	282,056	- 67,943	21,092	578
57.	6,216	- 3,140	71,975	- 7,433	6,717	280
58.	3,657	- 10,474	135,735	- 166,653	2,092	1,598
59.	32,657	- 39,605	1,077,866	- 498,882	3,423	29,378
60.	5,433	- 1,302	53,352	- 4,155	5,957	177
61.	4,828	- 938	59,954	- 21,006	2,630	2,187
62.	15,139	- 4,118	177,972	- 78,970	15,609	1,658
63.	31,730	- 1,194	453,829	- 144,978	28,180	3,657
64.	158,818	- 32,855	1,998,587	- 188,612	22,436	147,625
65.	66,624	- 14,541	724,411	- 159,408	16,577	51,929
66.	7,351	- 2,954	67,774	- 16,030	2,474	5,214
67.	237	- 37	5,361	- 2,511	210	202
68.	23,093	- 9,786	283,462	- 78,425	13,284	11,890
69.	351,103	- 121,650	4,975,001	- 1,452,458	198,847	161,071
70.	226,812	- 35,940	2,691,310	- 744,448	166,206	59,027
	1,350,796	- 418,733	18,670,832	- 5,429,543	861,792	514,297
	6,657,778	- 820,527	68,700,270	- 20,729,732	4,689,550	2,108,108

TO TOTAL FREIGHT CARRIED DURING MONTH
cent

RECEIVED FROM FOREIGN CONNECTIONS			Unloaded at	Delivered
Destined to			Stations	to
Canadian	Foreign	Total	in	Foreign
Points	Points		Canada	Connections
1.06	3.70	4.76	19.32	17.84
.15	1.30	1.45	1.67	1.50
9.98	1.31	11.29	31.09	2.43
.24	.44	.68	5.42	2.18
2.01	4.46	6.47	12.94	7.72
13.44	11.21	24.65	70.44	31.67

1-10-1912
1-11-1912
1-12-1912

1-13-1912
1-14-1912
1-15-1912

1-16-1912
1-17-1912
1-18-1912
1-19-1912
1-20-1912

1-21-1912
1-22-1912
1-23-1912
1-24-1912

1-25-1912
1-26-1912
1-27-1912
1-28-1912
1-29-1912
1-30-1912

1-31-1912
2-1-1912
2-2-1912
2-3-1912

THE STATE OF NEW YORK


1-1-1913
1-2-1913
1-3-1913

1-4-1913
1-5-1913
1-6-1913

1-7-1913

REVENUE FREIGHT CARRIED
DURING THE MONTH

PRODUCTS	ORIGINATED		
	Loaded at	Received from	
	Stations	Foreign Connections	
	in	Destined to	
Canada	Canadian	Foreign	
	Points	Points	
	Tons	Tons	Tons
<u>PRINCE EDWARD ISLAND</u>			
Agricultural	20,293	-	-
Animal	944	-	-
Mine	4,286	-	-
Forest	368	-	-
Manufactures & Miscellaneous	2,442	-	-
Total	28,333	-	-
<u>NOVA SCOTIA</u>			
Agricultural	21,931	1,705	30
Animal	1,371	-	-
Mine	365,033	675	-
Forest	19,606	-	-
Manufactures & Miscellaneous	45,950	1,452	41
Total	453,891	3,832	71
<u>NEW BRUNSWICK</u>			
Agricultural	15,663	1,484	12,071
Animal	672	85	21
Mine	20,736	6,982	448
Forest	30,706	-	351
Manufactures & Miscellaneous	41,805	1,887	12,356
Total	109,582	10,438	25,247
<u>QUEBEC</u>			
Agricultural	54,533	8,677	7,520
Animal	9,811	1,103	917
Mine	165,950	134,910	8,457
Forest	145,183	2,228	1,666
Manufactures & Miscellaneous	291,275	36,997	50,500
Total	666,752	183,915	69,060
<u>ONTARIO</u>			
Agricultural	275,176	53,338	224,588
Animal	38,583	8,640	85,649
Mine	270,929	478,918	77,908
Forest	115,199	13,049	21,363
Manufactures & Miscellaneous	378,629	85,483	232,575
Total	1,078,516	639,428	642,083
<u>MANITOBA</u>			
Agricultural	132,213	1,909	-
Animal	20,582	-	-
Mine	100,774	2,423	-
Forest	30,830	125	-
Manufactures & Miscellaneous	41,445	2,646	-
Total	325,844	7,103	-
<u>SASKATCHEWAN</u>			
Agricultural	683,603	332	86
Animal	16,745	-	-
Mine	69,483	19,014	59
Forest	17,216	47	30
Manufactures & Miscellaneous	34,801	925	396
Total	821,848	20,318	571
<u>ALBERTA</u>			
Agricultural	742,640	77	-
Animal	21,207	-	-
Mine	383,910	9,226	-
Forest	10,145	11	-
Manufactures & Miscellaneous	44,229	2,339	-
Total	1,202,131	11,653	-
<u>BRITISH COLUMBIA</u>			
Agricultural	25,864	3,149	1,845
Animal	2,919	48	229
Mine	157,433	11,979	638
Forest	104,084	382	5,969
Manufactures & Miscellaneous	39,538	2,193	892
Total	329,838	17,751	9,573



BY CANADIAN RAILWAYS
OF NOVEMBER, 1931

		TOTAL FREIGHT ORIGINATED			TERMINATED		
		Increase	Cumulative Total		Unloaded at	Delivered	
Total	For	Over	To	Increase	Stations	to	
Month	1930	November	Date	1930	in	Foreign	
		(Decrease -)			Canada	Connections	
Tons		Tons	Tons	Tons	Tons	Tons	
<u>P. E. ISLAND</u>							
20,293	-	24,004	145,630	-	32,466	2,237	11,991
944	-	88	6,864	-	1,321	721	-
4,286	-	3,852	12,916	-	5,714	16,507	-
368	-	53	5,104	-	626	1,112	-
2,442	-	782	56,638	-	4,577	4,219	-
28,333	-	21,075	227,152	-	43,452	24,796	11,991
<u>NOVA SCOTIA</u>							
23,666	-	1,026	162,639	-	47,626	20,869	19,903
1,371	-	32	7,692	-	17,843	2,743	270
365,708	-	67,369	4,332,756	-	972,262	294,897	224
19,606	-	11,052	245,444	-	203,905	19,267	2,552
47,443	-	26,775	768,058	-	238,579	44,753	969
457,794	-	104,138	5,516,589	-	1,480,215	382,529	23,918
<u>NEW BRUNSWICK</u>							
29,218	-	8,215	390,138	-	97,836	14,130	28,741
778	-	322	11,679	-	869	1,748	82
28,166	-	18,871	285,367	-	206,168	60,513	6,189
31,057	-	6,783	582,840	-	470,597	11,446	9,705
56,048	-	8,998	750,576	-	112,446	36,037	2,557
145,267	-	43,189	2,020,600	-	886,178	123,874	47,274
<u>QUEBEC</u>							
70,730	-	38,600	844,031	-	201,627	134,826	174,485
11,831	-	4,262	117,212	-	28,901	21,029	23,885
309,317	-	8,997	2,919,296	-	747,276	236,730	29,405
149,077	-	14,211	1,687,393	-	1,012,987	116,296	46,470
378,772	-	61,017	4,553,582	-	739,457	225,294	112,437
919,727	-	127,087	10,121,514	-	2,730,248	734,175	386,682
<u>ONTARIO</u>							
553,102	-	10,385	4,961,379	-	484,357	703,575	667,366
132,872	-	9,186	1,565,738	-	80,253	41,465	74,893
827,755	-	444,791	10,423,609	-	5,901,299	726,440	88,300
149,611	-	21,726	2,487,908	-	1,368,933	88,039	64,605
696,687	-	276,173	10,246,478	-	3,396,443	346,975	387,043
2,360,027	-	762,261	29,685,112	-	11,231,285	1,906,494	1,282,107
<u>MANITOBA</u>							
134,122	-	10,055	1,520,628	-	655,002	75,934	1,670
20,582	-	5,184	174,344	-	37,940	15,667	147
103,197	-	29,767	943,403	-	67,756	212,238	946
30,955	-	2,315	400,108	-	245,433	33,237	127
44,091	-	15,613	620,941	-	351,661	57,803	2,883
332,947	-	6,968	3,659,424	-	1,281,912	394,879	5,773
<u>SASKATCHEWAN</u>							
684,021	-	118,424	4,625,315	-	74,820	111,863	2,130
16,745	-	5,463	117,620	-	11,606	7,734	102
88,556	-	8,861	651,765	-	194,626	247,120	1,320
17,293	-	2,669	194,321	-	9,577	20,793	14,623
36,122	-	11,276	489,238	-	273,982	55,086	583
842,737	-	106,419	6,078,259	-	541,399	442,596	18,758
<u>ALBERTA</u>							
742,717	-	250,956	3,913,360	-	343,760	193,076	-
21,207	-	408	193,657	-	1,127	11,387	-
393,136	-	2,381	2,469,500	-	740,584	137,367	-
10,156	-	3,114	139,701	-	128,959	16,062	-
46,568	-	14,393	670,901	-	234,869	60,740	83
1,213,784	-	235,422	7,387,119	-	761,779	418,632	83
<u>BRITISH COLUMBIA</u>							
30,858	-	13,546	249,396	-	52,895	29,630	281,189
3,196	-	139	37,990	-	3,332	8,360	357
170,050	-	19,146	1,709,899	-	721,525	138,032	34,783
110,435	-	75,327	1,492,796	-	924,647	54,668	7,451
42,623	-	3,706	514,420	-	77,529	30,885	7,742
357,162	-	111,586	4,004,501	-	1,773,264	261,575	331,522

STATISTICS CANADA LIBRARY
BIBLIOTHÈQUE STATISTIQUE CANADA



1010549783