

52 002

Historical File Copy



CANADA
DEPARTMENT OF TRADE AND COMMERCE
DOMINION BUREAU OF STATISTICS
TRANSPORTATION BRANCH

MONTHLY TRAFFIC REPORT

of the

RAILWAYS OF CANADA

For

JUNE

1931

Published by Authority of the Hon. H. H. Stevens, M.P.,
Minister of Trade and Commerce

• • •

OTTAWA

1931

DEPARTMENT OF TRADE AND COMMERCE
DOMINION BUREAU OF STATISTICS
TRANSPORTATION AND PUBLIC UTILITIES BRANCH
OTTAWA

Dominion Statistician, R.H. Coats, B.A., F.S.S., (Hon.), F.R.S.C.
Chief, Transportation & Public Utilities Branch, G.C. Wrong, B.Sc.

MONTHLY TRAFFIC REPORT

OF

RAILWAYS OF CANADA

FOR

JUNE 1931

COMPARATIVE SUMMARY

TOTAL FREIGHT LOADED AND RECEIVED FROM FOREIGN CONNECTIONS

<u>PROVINCES</u>	June 1931 Tons	June 1930 Tons	May 1931 Tons
Prince Edward Island	12,949	15,067	50,081
Nova Scotia	558,837	692,982	584,495
New Brunswick	153,478	223,765	193,985
Quebec	927,687	1,166,906	1,009,379
Ontario	2,687,111	3,585,294	2,902,004
Manitoba	478,888	408,260	371,482
Saskatchewan	727,254	815,581	549,751
Alberta	455,110	558,290	486,177
British Columbia	363,017	562,938	363,112
Total for Canada	6,364,331	8,030,083	6,510,466
 <u>PRODUCTS</u>			
Agricultural	1,618,812	1,543,094	1,451,612
Animal	202,325	206,330	200,140
Mine	2,109,549	3,024,938	2,155,731
Forest	683,132	995,787	690,651
Manufactures & Miscellaneous	1,750,513	2,259,934	2,012,332
Grand Total	6,364,331	8,030,033	6,510,466


REVENUE FREIGHT CARRIED
DURING THE MONTH

NO.	COMMODITIES	ORIGINATED		
		Loaded at : Stations : in : Canada :	Received from Foreign Connections Destined to Canadian : Points :	Foreign Points Tons
		Tons	Tons	Tons
<u>AGRICULTURAL PRODUCTS</u>				
1.	Wheat	966,719	579	6,874
2.	Corn	4,106	7,288	24,941
3.	Oats	59,873	119	13,192
4.	Barley	97,742	69	1,213
5.	Rye	27,596	-	120
6.	Flax	6,666	-	--
7.	Other Grain	4,163	2,965	1,403
8.	Flour	96,770	460	23,633
9.	Other Mill Products	80,523	1,268	35,892
10.	Hay and Straw	22,200	23	948
11.	Cotton	180	3,882	2,813
12.	Apples (fresh)	113	1,332	963
13.	Other Fruit (fresh)	1,248	30,175	12,976
14.	Potatoes	15,710	6,401	1,820
15.	Other Fresh Vegetables	2,854	12,518	4,597
16.	Other Agricultural Products	9,518	8,241	16,121
	Total	1,395,986	75,320	147,506
<u>ANIMAL PRODUCTS</u>				
17.	Horses	4,065	83	160
18.	Cattle and Calves	29,706	45	1,580
19.	Sheep	2,128	6	194
20.	Hogs	15,381	31	1,622
21.	Dressed Meats (fresh)	9,255	77	36,020
22.	Dressed Meats (cured or salted)	1,396	4,194	7,732
23.	Other Packing House Products	3,310	5,784	8,560
24.	Poultry	19	-	5,439
25.	Eggs	2,439	77	15,117
26.	Butter and Cheese	7,160	12	17,431
27.	Wool	1,148	393	3,683
28.	Hides and Leather	3,557	2,013	4,599
29.	Other Animal Products	3,423	790	3,696
	Total	82,987	13,505	105,833
<u>MINE PRODUCTS</u>				
30.	Anthracite Coal	1,015	214,352	39,009
31.	Bituminous Coal	512,057	263,789	2,408
32.	Lignite Coal	35,196	71	-
33.	Coke	25,219	34,791	1,133
34.	Iron Ores	1,365	2,749	30
35.	Other Ores & Concentrates	111,653	7,869	6,658
36.	Ease Bullion and Matte	9,925	-	-
37.	Clay, Gravel, Sand, Stone (crushed)	602,937	19,513	4,577
38.	Slate-Dimension or Block Stone	18,521	3,815	4,580
39.	Crude Petroleum	1,901	48,545	166
40.	Asphaltum	34,866	6,388	1,910
41.	Salt	11,412	4,001	6,327
42.	Other Mine Products	37,836	23,774	9,191
	Total	1,403,903	629,657	75,989



BY CANADIAN RAILWAYS
OF JUNE, 1931.

NO.:	TOTAL FREIGHT ORIGINATED				TERMINATED	
	Total	Increase Over June, 1930	Cumulative Totals To Date	Increase Over 1930	Unloaded at Stations in Canada	Delivered to Foreign Connections
	Tons	Tons	Tons	Tons	Tons	Tons
1.	974,172	16,529	4,061,756	865,785	686,506	305,077
2.	36,335	- 9,158	248,512	- 114,471	8,059	26,474
3.	73,184	14,303	586,829	86,201	56,254	16,048
4.	99,024	66,147	358,908	127,579	19,558	70,593
5.	27,716	10,692	72,223	7,904	25,756	2,484
6.	6,666	2,654	31,021	15,405	887	4,631
7.	8,531	3,728	47,383	3,848	7,220	2,332
8.	120,863	- 4,926	821,220	- 79,026	62,593	59,279
9.	117,683	306	757,824	- 85,761	52,448	58,421
10.	23,171	- 12,193	225,266	- 108,129	17,693	5,668
11.	6,875	1,383	50,817	- 11,682	2,939	3,391
12.	2,413	1,143	58,819	- 45,931	1,504	990
13.	44,399	2,505	186,611	13,035	31,403	13,560
14.	23,931	- 8,893	387,685	- 9,343	21,399	3,745
15.	19,969	- 6,891	149,092	- 33,282	15,865	4,698
16.	33,880	- 2,411	260,334	- 24,859	14,342	19,836
	1,618,812	75,718	8,314,300	607,273	1,024,426	597,227
17.	4,308	- 1,518	32,414	- 14,948	4,539	282
18.	31,331	1,226	187,323	- 4,013	28,238	2,100
19.	2,328	635	15,296	- 1,436	2,554	160
20.	17,034	- 1,295	111,082	- 21,882	16,192	1,622
21.	45,352	6,259	256,807	7,790	8,899	36,605
22.	13,322	- 5,031	71,137	- 26,044	1,026	10,577
23.	17,654	- 75	104,560	- 682	2,548	14,391
24.	5,458	- 330	33,961	284	24	5,401
25.	17,633	1,332	102,360	6,128	2,112	15,569
26.	24,603	- 2,617	120,547	- 4,860	5,266	17,941
27.	5,224	- 1,734	24,199	- 1,000	967	3,715
28.	10,169	- 1,008	59,399	- 17,200	4,018	5,903
29.	7,909	151	52,091	4,521	3,044	5,850
	202,325	- 4,005	1,171,176	- 73,342	79,427	120,116
30.	254,376	- 27,439	1,658,068	- 352,767	183,786	39,572
31.	778,254	- 162,954	5,029,702	- 1,291,090	777,701	12,672
32.	35,267	- 41,399	758,823	- 380,265	38,505	266
33.	61,143	- 24,016	657,746	- 87,466	56,164	1,673
34.	4,144	- 95,735	20,649	- 109,000	3,666	171
35.	126,180	- 199,084	775,304	- 1,360,482	104,432	14,307
36.	9,925	- 2,126	88,119	- 8,850	6,564	3,544
37.	627,027	- 316,599	2,212,687	- 564,433	616,775	7,145
38.	26,916	- 6,690	144,624	- 20,744	22,640	7,612
39.	50,612	- 42,322	353,853	- 171,845	52,223	148
40.	43,164	635	90,444	7,342	31,862	2,032
41.	21,740	- 1,265	124,935	- 13,833	18,355	6,566
42.	70,801	3,605	380,845	11,379	25,842	38,772
	2,109,549	- 915,389	12,295,799	- 4,379,496	1,938,515	134,480




REVENUE FREIGHT CARRIED
DURING THE MONTH

NO. COMMODITIES	ORIGINATED		
	Loaded at : Stations : in : Canada :	Received from : Foreign Connections : Destined to : Canadian : Points :	Foreign : Points :
	Tons	Tons	Tons
<u>FOREST PRODUCTS</u>			
43. Logs, Poles, Posts, Cordwood	171,150	1,052	4,018
44. Ties	11,544	81	381
45. Pulpwood	148,588	25	616
46. Lumber, Timber, Box Shooks, Staves, Heading	257,314	15,516	34,218
47. Other Forest Products	29,167	5,916	3,546
Total	617,763	22,590	42,779
<u>MANUFACTURES & MISCELLANEOUS</u>			
48. Refined Petroleum and its Products	163,270	49,971	9,517
49. Sugar	10,937	1,143	8,654
50. Iron, pig and bloom	10,140	1,514	1,600
51. Rails and Fastenings (Bar and Sheet Iron - Structural	3,960	545	939
52. Iron and Iron Pipe	32,154	27,253	14,407
53. Castings, Machinery and Boilers	11,657	4,714	10,640
54. Cement	149,037	1,304	644
55. Brick and Artificial Stone	27,245	10,344	1,995
56. Lime and Plaster	26,697	1,613	975
57. Sewer Pipe and Drain Tile (Agricultural Implements and Vehicles	6,406	329	282
58. other than Autos	4,902	946	2,413
59. Automobiles and Auto Trucks	8,111	3,356	94,031
60. Household Goods	2,272	262	92
61. Furniture	2,561	134	2,627
62. Liquor Beverages	15,402	268	699
63. Fertilizers, all kinds	12,983	1,916	1,033
64. Paper, Printed Matter, Books	143,614	1,554	37,861
65. Wood Pulp	58,349	661	9,203
66. Fish, (fresh, frozen, cured, etc.)	3,581	44	253
67. Canned Meats (Canned Goods (all canned Food Products	56	56	157
68. other than Meat)	8,349	936	13,051
69. Other Manufactures & Miscellaneous	239,313	66,284	183,543
70. Merchandise	157,971	22,239	59,544
Total	1,098,967	197,386	454,160
GRAND TOTAL	4,599,606	938,458	826,267

RATIOS OF COMMODITY GROUP TOTALS
Per

Commodity Group	Total Freight Carried	Loaded at Stations in Canada
Agricultural	25.44	21.94
Animal	3.18	1.30
Mine	33.15	22.06
Forest	10.73	9.71
Manufactures & Miscellaneous	27.50	17.27
Total	100.00	72.28



BY CANADIAN RAILWAYS
OF JUNE, 1931.

NO.:	TOTAL FREIGHT ORIGINATED				TERMINATED	
	Total For Month	Increase Over June, 1930. (Decrease -)	Cumulative Totals To Date	Increase Over 1930 (Decrease -)	Unloaded at: Stations in Canada	Delivered to Foreign Connections
	Tons	Tons	Tons	Tons	Tons	Tons
43.	176,220	- 100,224	1,118,587	- 752,173	159,478	17,354
44.	12,006	- 3,281	57,825	- 9,474	9,725	2,040
45.	149,229	- 83,361	1,291,503	- 1,394,329	86,898	59,981
46.	307,048	- 113,935	1,838,238	- 660,113	205,734	106,330
47.	38,629	- 11,854	180,878	- 95,414	24,385	7,035
	683,132	- 312,655	4,487,031	- 2,911,503	486,220	192,740
48.	222,758	- 47,018	1,102,015	- 167,329	204,755	11,606
49.	20,734	- 17,118	152,130	- 66,127	14,332	8,736
50.	13,254	- 8,854	127,103	- 66,815	9,202	1,905
51.	5,444	- 138	98,770	- 50,571	3,115	959
52.	73,814	- 51,163	630,710	- 315,750	52,855	18,145
53.	27,011	- 15,223	175,721	- 134,843	15,820	10,720
54.	150,985	- 17,252	533,876	- 17,579	148,179	1,743
55.	39,584	- 21,592	207,496	- 115,353	39,292	2,410
56.	29,285	- 13,507	160,714	- 38,790	27,972	1,356
57.	7,017	- 2,503	40,644	- 3,665	7,596	406
58.	8,261	- 16,025	105,575	- 102,068	4,225	4,739
59.	105,498	- 30,560	788,072	- 320,405	9,159	97,750
60.	2,626	- 472	21,657	- 8,056	2,323	109
61.	5,322	- 664	34,884	- 12,775	2,564	2,738
62.	16,369	- 8,680	99,502	- 36,584	14,475	2,139
63.	15,932	- 4,514	357,008	- 81,432	12,086	2,742
64.	183,029	- 14,912	1,178,147	- 116,220	22,624	174,536
65.	68,213	- 6,746	417,211	- 90,745	14,181	49,219
66.	3,878	- 1,224	39,092	- 8,806	1,427	2,468
67.	269	- 1,222	3,285	- 1,541	116	303
68.	22,336	- 8,803	169,165	- 19,269	8,415	15,229
69.	489,140	- 149,079	2,848,116	- 835,730	285,166	231,415
70.	239,754	- 72,428	1,534,146	- 420,709	182,914	64,358
	1,750,513	- 509,421	10,825,039	- 3,023,832	1,082,793	705,731
	6,364,331	- 1,665,752	37,093,345	- 9,780,900	4,611,381	1,750,294

TO TOTAL FREIGHT CARRIED DURING MONTH
Cent

RECEIVED FROM FOREIGN CONNECTIONS			Unloaded at:	Delivered
Destined to			Stations	to
Canadian	Foreign	Total	in	Foreign
Points	Points		Canada	Connections
1.18	2.32	3.50	16.10	9.38
.21	1.66	1.87	1.25	1.89
9.89	1.29	11.08	30.46	2.11
.36	.67	1.03	7.64	3.03
3.10	7.14	10.24	17.01	11.09
14.74	12.98	27.72	72.46	27.50

REVENUE FREIGHT CARRIED
DURING THE MONTH

PRODUCTS	ORIGINATED		
	Loaded at	Received from	
	Stations	Foreign Connections	
	in	Destined to	
Canada	Canadian	Foreign	
	Points	Points	
	Tons	Tons	Tons
<u>PRINCE EDWARD ISLAND</u>			
Agricultural	5,639	--	--
Animal	633	--	--
Mine	1,145	--	--
Forest	162	--	--
Manufactures & Miscellaneous	5,370	--	--
Total	12,949	--	--
<u>NOVA SCOTIA</u>			
Agricultural	1,877	3,584	--
Animal	345	--	--
Mine	462,528	156	--
Forest	23,818	--	--
Manufactures & Miscellaneous	64,264	2,265	--
Total	552,832	6,005	--
<u>NEW BRUNSWICK</u>			
Agricultural	10,226	7,109	1,065
Animal	591	177	--
Mine	20,929	1,709	448
Forest	48,491	--	545
Manufactures & Miscellaneous	43,871	1,238	17,079
Total	124,108	10,233	19,137
<u>QUEBEC</u>			
Agricultural	43,160	13,709	5,378
Animal	7,561	1,808	1,458
Mine	131,265	107,933	8,102
Forest	164,332	2,795	2,478
Manufactures & Miscellaneous	337,553	37,637	62,518
Total	683,871	163,882	79,934
<u>ONTARIO</u>			
Agricultural	218,785	41,029	140,898
Animal	33,681	11,265	104,128
Mine	431,025	470,440	66,805
Forest	167,451	17,945	28,046
Manufactures & Miscellaneous	439,776	142,673	373,164
Total	1,290,718	683,352	713,041
<u>MANITOBA</u>			
Agricultural	225,242	4,610	--
Animal	14,016	63	--
Mine	131,888	6,405	--
Forest	28,739	458	--
Manufactures & Miscellaneous	64,131	3,336	--
Total	464,016	14,872	--
<u>SASKATCHEWAN</u>			
Agricultural	606,611	568	33
Animal	9,083	--	--
Mine	25,286	25,986	85
Forest	14,234	119	100
Manufactures & Miscellaneous	41,994	2,586	569
Total	697,208	29,259	787
<u>ALBERTA</u>			
Agricultural	278,431	326	--
Animal	14,409	24	--
Mine	66,778	9,830	--
Forest	17,487	--	--
Manufactures & Miscellaneous	64,362	3,463	--
Total	441,467	13,643	--
<u>BRITISH COLUMBIA</u>			
Agricultural	6,015	4,385	132
Animal	2,668	168	247
Mine	133,059	7,198	549
Forest	153,049	1,273	11,610
Manufactures & Miscellaneous	37,646	4,188	830
Total	332,437	17,212	13,368


BY CANADIAN RAILWAYS
OF JUNE, 1931

-7-

	TOTAL FREIGHT ORIGINATED				TERMINATED	
	Tons	: Increase : Over : June : 1930 : (Decrease -):	Tons	Cumulative Totals : Increase : To : Date : (Decrease -):	: Unloaded at: Delivered	
					Tons	Tons
<u>P.E. ISLAND</u>						
5,639	284		112,992	19,000	1,339	118
633	5		2,673	881	277	-
1,145	2,722		2,927	2,556	7,017	-
162	63		3,661	668	1,652	-
5,370	378		42,636	1,382	10,993	-
12,949	2,418		164,889	17,613	21,278	118
<u>NOVA SCOTIA</u>						
5,461	2,020		76,649	52,200	12,990	4,172
345	1,103		3,830	15,872	1,803	384
462,684	88,605		2,221,014	446,931	402,822	298
23,818	18,983		136,412	156,767	15,042	8,969
66,529	23,434		478,643	115,921	64,275	1,461
558,837	134,145		2,916,548	787,691	496,932	15,284
<u>NEW BRUNSWICK</u>						
18,400	8,418		261,791	48,683	10,582	2,562
768	255		7,409	1,836	1,135	125
23,086	22,783		116,173	56,383	43,034	4,652
49,036	30,631		378,202	206,840	30,208	10,856
62,188	8,710		460,934	59,290	37,915	6,043
153,478	70,287		1,224,509	369,360	122,874	24,238
<u>QUEBEC</u>						
62,247	16,566		524,754	53,409	134,018	137,705
10,827	4,182		52,738	17,057	21,843	31,391
247,300	77,638		1,280,050	486,162	257,520	21,171
169,605	82,519		959,434	589,752	115,218	57,907
437,708	58,314		2,517,565	402,630	272,645	121,989
927,687	239,219		5,334,541	1,549,010	801,244	370,163
<u>ONTARIO</u>						
400,712	20,379		2,746,903	305,295	702,804	344,468
149,074	4,610		863,956	40,906	27,097	87,850
968,270	539,134		5,997,485	2,669,773	850,927	79,277
213,442	59,832		1,641,645	1,060,906	162,683	81,859
955,613	315,936		6,128,463	1,964,738	436,719	563,508
2,687,111	899,183		17,378,452	6,041,618	2,180,230	1,156,962
<u>MANITOBA</u>						
229,852	102,519		692,455	151,312	53,266	3,350
14,079	4,069		80,975	12,761	11,872	132
138,293	8,918		409,024	33,320	163,528	1,630
29,197	11,237		252,790	233,240	22,445	580
67,467	33,641		347,394	170,979	80,971	5,090
478,888	70,628		1,782,638	206,826	332,082	10,782
<u>SASKATCHEWAN</u>						
607,212	42,796		2,094,329	524,839	46,929	197
9,083	1,298		50,166	5,757	3,031	-
51,357	16,328		354,302	25,538	64,394	1,467
14,453	1,468		134,563	16,541	20,328	25,090
45,149	31,919		244,547	155,578	62,696	631
727,254	88,327		2,877,907	405,583	197,378	27,385
<u>ALBERTA</u>						
278,757	24,055		1,727,327	381,836	42,973	-
14,133	133		64,179	7,278	5,202	-
76,608	96,315		1,028,739	387,964	56,776	-
17,487	6,812		81,634	69,474	25,695	-
67,825	24,241		354,745	90,517	71,224	177
455,110	103,180		3,286,624	173,397	201,870	177
<u>BRITISH COLUMBIA</u>						
10,532	1,719		77,100	10,127	19,525	104,655
3,083	130		15,250	188	7,167	234
140,806	80,732		886,085	388,585	92,497	25,985
165,932	104,046		898,690	611,733	92,949	7,479
42,664	13,554		250,112	65,561	45,355	6,832
363,017	199,921		2,127,237	1,076,194	257,493	145,185

STATISTICS CANADA LIBRARY

BIBLIOTHÈQUE STATISTIQUE CANADA



1010549778