

C-1

52 002

CANADA
DEPARTMENT OF TRADE AND COMMERCE
DOMINION BUREAU OF STATISTICS
TRANSPORTATION BRANCH

MONTHLY TRAFFIC REPORT


of the

RAILWAYS OF CANADA

For

AUGUST

1931



-----+ + +-----

Published by Authority of the Hon. H. H. Stevens, M.P.,
Minister of Trade and Commerce

+ + +

OTTAWA

1931

DEPARTMENT OF TRADE AND COMMERCE
 DOMINION BUREAU OF STATISTICS
 TRANSPORTATION AND PUBLIC UTILITIES BRANCH
 OTTAWA

Dominion Statistician, R.H. Coats, B.A., F.S.S., (Hon.), F.R.S.C.
 Chief, Transportation and Public Utilities Branch, G.S. Wrong, B.Sc.

MONTHLY TRAFFIC REPORT

OF

RAILWAYS OF CANADA

FOR

AUGUST, 1931

COMPARATIVE SUMMARY

TOTAL FREIGHT LOADED AND RECEIVED FROM FOREIGN CONNECTIONS

<u>PROVINCES</u>	<u>August 1931 Tons</u>	<u>August 1930 Tons</u>	<u>July 1931 Tons</u>
Prince Edward Island	5,503	9,246	6,526
Nova Scotia	490,754	693,735	536,776
New Brunswick	152,511	270,051	165,372
Quebec	934,885	1,225,622	947,349
Ontario	2,447,446	3,511,732	2,563,325
Manitoba	349,266	601,681	350,989
Saskatchewan	292,907	530,800	415,352
Alberta	486,792	860,877	464,589
British Columbia	368,764	507,030	364,416
Total for Canada	5,528,828	8,210,774	5,814,694
 <u>PRODUCTS</u>			
Agricultural	1,041,076	1,610,184	1,091,998
Animal	205,579	196,736	204,959
Mine	2,094,317	3,310,765	2,223,184
Forest	541,028	918,143	612,437
Manufactures & Miscellaneous	1,646,828	2,174,946	1,682,116
GRAND TOTAL	5,528,828	8,210,774	5,814,694

FEDERAL BUREAU OF INVESTIGATION
 DEPARTMENT OF JUSTICE
 OFFICE OF THE ATTORNEY GENERAL
 WASHINGTON, D. C.

REPORT OF THE SPECIAL AGENT IN CHARGE
 OF THE FIELD OFFICE AT [City Name]

NAME OF SUBJECT

[Name]

ALIAS OR PSENYME

[Alias]

OCCUPATION

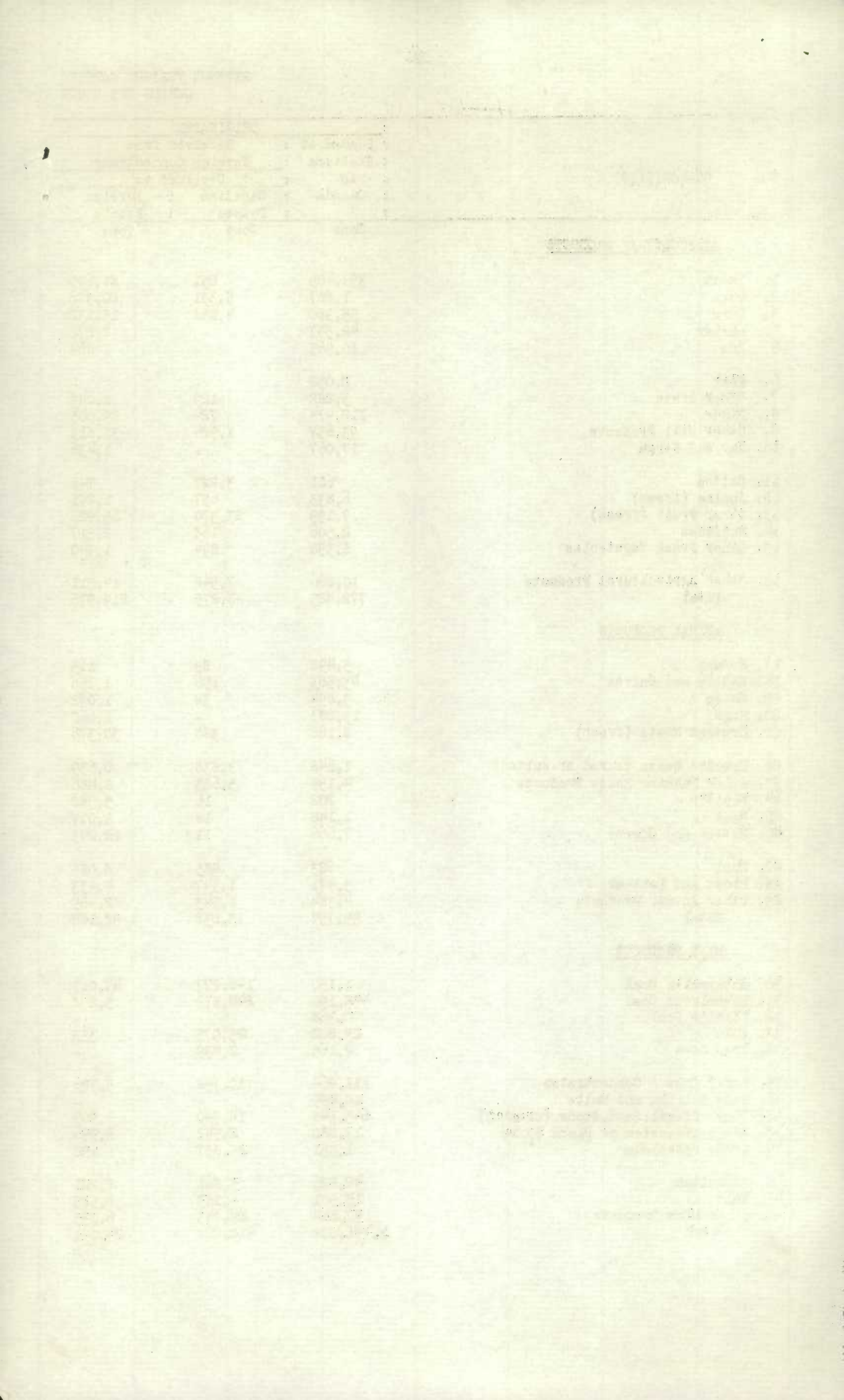
[Occupation]

SUMMARY OF INFORMATION RECEIVED FROM SOURCE

DATE	NAME	ADDRESS	REMARKS
11/15/34	[Name]	[Address]	[Remarks]
11/16/34	[Name]	[Address]	[Remarks]
11/17/34	[Name]	[Address]	[Remarks]
11/18/34	[Name]	[Address]	[Remarks]
11/19/34	[Name]	[Address]	[Remarks]
11/20/34	[Name]	[Address]	[Remarks]
11/21/34	[Name]	[Address]	[Remarks]
11/22/34	[Name]	[Address]	[Remarks]
11/23/34	[Name]	[Address]	[Remarks]
11/24/34	[Name]	[Address]	[Remarks]
11/25/34	[Name]	[Address]	[Remarks]
11/26/34	[Name]	[Address]	[Remarks]
11/27/34	[Name]	[Address]	[Remarks]
11/28/34	[Name]	[Address]	[Remarks]
11/29/34	[Name]	[Address]	[Remarks]
11/30/34	[Name]	[Address]	[Remarks]
12/1/34	[Name]	[Address]	[Remarks]
12/2/34	[Name]	[Address]	[Remarks]
12/3/34	[Name]	[Address]	[Remarks]
12/4/34	[Name]	[Address]	[Remarks]
12/5/34	[Name]	[Address]	[Remarks]
12/6/34	[Name]	[Address]	[Remarks]
12/7/34	[Name]	[Address]	[Remarks]
12/8/34	[Name]	[Address]	[Remarks]
12/9/34	[Name]	[Address]	[Remarks]
12/10/34	[Name]	[Address]	[Remarks]
12/11/34	[Name]	[Address]	[Remarks]
12/12/34	[Name]	[Address]	[Remarks]
12/13/34	[Name]	[Address]	[Remarks]
12/14/34	[Name]	[Address]	[Remarks]
12/15/34	[Name]	[Address]	[Remarks]
12/16/34	[Name]	[Address]	[Remarks]
12/17/34	[Name]	[Address]	[Remarks]
12/18/34	[Name]	[Address]	[Remarks]
12/19/34	[Name]	[Address]	[Remarks]
12/20/34	[Name]	[Address]	[Remarks]
12/21/34	[Name]	[Address]	[Remarks]
12/22/34	[Name]	[Address]	[Remarks]
12/23/34	[Name]	[Address]	[Remarks]
12/24/34	[Name]	[Address]	[Remarks]
12/25/34	[Name]	[Address]	[Remarks]
12/26/34	[Name]	[Address]	[Remarks]
12/27/34	[Name]	[Address]	[Remarks]
12/28/34	[Name]	[Address]	[Remarks]
12/29/34	[Name]	[Address]	[Remarks]
12/30/34	[Name]	[Address]	[Remarks]


REVENUE FREIGHT CARRIED
DURING THE MONTH

NO.	COMMODITIES	ORIGINATED		
		Tons	Tons	Tons
		: Loaded at :	Received from	
		: Stations :	Foreign Connections	
		: in :	Destined to	
		: Canada :	Canadian :	Foreign
		:	Points :	Points
		Tons	Tons	Tons
<u>AGRICULTURAL PRODUCTS</u>				
1.	Wheat	398,405	251	81,609
2.	Corn	1,287	5,331	20,376
3.	Oats	55,380	4,058	15,132
4.	Barley	42,547	-	2,279
5.	Rye	10,965	-	864
6.	Flax	2,038	-	-
7.	Other Grain	3,282	129	1,049
8.	Flour	112,474	724	29,005
9.	Other Mill Products	93,657	1,924	31,813
10.	Hay and Straw	17,067	-	1,436
11.	Cotton	601	3,227	748
12.	Apples (fresh)	6,833	657	1,271
13.	Other Fruit (fresh)	7,159	23,370	15,926
14.	Potatoes	2,506	168	2,217
15.	Other Fresh Vegetables	8,358	894	1,740
16.	Other Agricultural Products	10,266	7,542	14,511
	Total	772,825	48,275	219,976
<u>ANIMAL PRODUCTS</u>				
17.	Horses	5,498	89	115
18.	Cattle and Calves	43,563	196	1,755
19.	Sheep	3,854	32	1,072
20.	Hogs	15,283	-	1,660
21.	Dressed Meats (fresh)	8,166	380	30,376
22.	Dressed Meats (cured or salted)	1,648	3,838	6,659
23.	Other Packing House Products	4,159	5,683	8,486
24.	Poultry	202	16	5,782
25.	Eggs	1,142	18	9,017
26.	Butter and Cheese	7,666	11	12,273
27.	Wool	623	485	8,085
28.	Hides and Leather	3,571	1,347	4,433
29.	Other Animal Products	4,384	1,543	2,469
	Total	99,759	13,638	92,182
<u>MINE PRODUCTS</u>				
30.	Anthracite Coal	1,150	148,277	47,013
31.	Bituminous Coal	492,190	240,879	5,278
32.	Lignite Coal	72,368	-	-
33.	Coke	29,862	25,975	338
34.	Iron Ores	2,165	2,839	-
35.	Other Ores & Concentrates	111,264	10,392	5,796
36.	Base Bullion and Matte	10,289	-	-
37.	Clay, Gravel, Sand, Stone (crushed)	645,548	14,740	4,909
38.	Slate-Dimension or Block Stone	17,880	2,542	4,996
39.	Crude Petroleum	1,351	28,837	190
40.	Asphaltum	42,826	3,861	2,201
41.	Salt	13,501	4,183	6,525
42.	Other Mine Products	57,614	29,743	6,795
	Total	1,498,008	512,268	84,041



BY CANADIAN RAILWAYS
OF AUGUST, 1931

NO.:	TOTAL FREIGHT ORIGINATED				TERMINATED		
	Total For Month	Increase Over August 1930 (Decrease -)	Cumulative Totals To Date	Increase Over 1930 (Decrease -)	Unloaded at Stations in Canada	Delivered to Foreign Connections	
	Tons	Tons	Tons	Tons	Tons	Tons	
1.	480,265	-	421,532	5,063,819	403,178	81,009	347,455
2.	26,994	-	34,233	307,336	167,859	5,470	20,378
3.	74,570	-	13,215	737,597	122,169	48,947	18,583
4.	44,826	-	51,172	448,032	82,423	37,061	2,295
5.	11,829	-	26,607	98,260	15,830	7,685	2,875
6.	2,038	-	780	40,013	19,595	332	1,936
7.	4,460	-	745	57,539	4,417	4,502	1,412
8.	142,203	-	15,151	1,098,493	102,894	73,924	66,327
9.	127,394	-	16,314	1,018,623	113,079	64,368	52,291
10.	18,503	-	8,768	259,455	121,307	16,347	2,615
11.	4,576	-	603	60,801	10,904	2,498	710
12.	8,761	-	1,391	72,301	44,420	3,310	3,076
13.	46,455	-	5,885	287,477	13,088	33,926	16,292
14.	4,891	-	5,585	400,760	18,961	2,000	2,567
15.	10,992	-	825	169,971	39,872	8,666	2,339
16.	32,319	-	2,926	326,897	15,667	15,104	18,215
	1,041,076	-	569,108	10,447,374	5,923	405,149	559,366
17.	5,702	-	48	44,006	17,770	5,059	220
18.	45,514	-	8,128	269,149	6,312	38,507	4,187
19.	4,958	-	1,387	24,360	1,881	4,247	1,118
20.	16,943	-	3,355	144,795	16,767	15,376	1,676
21.	38,922	-	44	334,717	1,677	8,287	30,960
22.	12,145	-	3,365	95,351	33,672	1,132	8,571
23.	18,328	-	132	141,724	734	3,583	12,998
24.	6,000	-	1,316	45,778	2,651	283	5,776
25.	10,177	-	294	127,319	7,380	1,426	9,186
26.	19,950	-	2,268	163,760	10,623	5,880	12,868
27.	9,193	-	2,403	45,196	1,325	966	8,181
28.	9,351	-	1,156	78,871	15,348	2,596	5,683
29.	8,396	-	1,742	66,688	4,077	4,357	5,447
	205,579	-	8,843	1,581,714	73,373	91,699	106,871
30.	196,440	-	180,957	2,085,583	642,318	131,203	46,975
31.	738,347	-	232,258	6,568,843	1,669,796	689,680	13,119
32.	72,368	-	76,539	875,495	487,340	63,944	685
33.	56,175	-	36,471	771,264	160,672	49,775	2,507
34.	5,004	-	74,131	34,404	241,995	4,411	327
35.	127,452	-	210,224	1,019,994	1,805,473	110,563	13,114
36.	10,289	-	2,096	107,732	21,010	6,934	4,187
37.	665,197	-	415,816	3,504,840	1,339,703	670,582	7,127
38.	25,418	-	6,625	198,267	32,525	14,560	6,749
39.	30,378	-	20,062	418,911	225,762	32,220	142
40.	48,888	-	498	184,169	8,790	45,217	2,222
41.	24,209	-	47	174,789	9,654	15,687	6,959
42.	94,152	-	38,280	589,009	74,537	60,980	34,383
	2,094,317	-	1,216,448	16,613,300	6,570,501	1,895,756	138,496



REVENUE FREIGHT CARRIED
DURING THE MONTH

NO.	COMMODITIES	ORIGINATED		
		Loaded at : Stations : in : Canada :	Received from Foreign Connections Destined to Canadian : Points :	Foreign Points Points
		Tons	Tons	Tons
<u>FOREST PRODUCTS</u>				
43.	Logs, Posts, Poles, Cordwood	127,658	489	2,982
44.	Ties	3,263	53	410
45.	Pulpwood	119,698	37	500
46.	Lumber, Timber, Box Shooks, Staves, Heading	219,215	13,402	27,828
47.	Other Forest Products	18,062	4,253	3,178
	Total	487,896	18,234	34,898
<u>MANUFACTURES & MISCELLANEOUS</u>				
48.	Refined Petroleum & its Products	192,252	51,520	9,994
49.	Sugar	15,270	698	7,357
50.	Iron, pig and bloom	12,868	495	886
51.	Rails and Fastenings (Bar and Sheet Iron - Structural Iron	7,045	508	818
52.	and Iron Pipe	37,095	26,080	10,164
53.	Castings, Machinery & Boilers	11,304	4,689	8,077
54.	Cement	124,744	773	881
55.	Brick & Artificial Stone	26,348	7,351	1,899
56.	Lime and Plaster	22,591	1,667	1,283
57.	Sewer Pipe and Drain Tile (Agricultural Implements and Vehicles	4,546	493	176
58.	(other than Autos	5,990	355	1,897
59.	Automobiles and Auto Trucks	6,575	2,136	54,162
60.	Household Goods	7,227	113	29
61.	Furniture	2,011	129	2,858
62.	Liquor Beverages	14,190	257	923
63.	Fertilizers, all kinds	10,542	2,523	650
64.	Paper, Printed Matter, Books	124,436	2,000	33,755
65.	Wood Pulp	48,847	366	7,827
66.	Fish (fresh, frozen, cured, etc.)	3,820	122	452
67.	Canned Meats (Canned Goods (all Canned Food Products	57	203	273
68.	(other than Meat)	9,132	979	13,571
69.	Other Manufactures & Miscellaneous	248,924	59,273	150,608
70.	Merchandise	162,195	22,080	55,469
	Total	1,098,009	184,810	364,009
GRAND TOTAL		3,956,497	777,225	795,106

RATIOS OF COMMODITY GROUP TOTALS
Per


Commodity Group	Total Freight Carried	Loaded at Stations in Canada
Agricultural	18.83	13.98
Animal	3.72	1.80
Mine	37.88	27.09
Forest	9.78	8.83
Manufactures & Miscellaneous	29.79	19.86
Total	100.00	71.56

BY CANADIAN RAILWAYS
OF AUGUST, 1931.

NO.:	TOTAL FREIGHT ORIGINATED				TERMINATED	
	Total	Increase Over August 1930 (Decrease -)	Cumulative Totals To Date	Increase Over 1930 (Decrease -)	Unloaded at Stations in Canada	Delivered to Foreign Connections
	Tons	Tons	Tons	Tons	Tons	Tons
43.	131,129	- 72,194	1,385,199	- 885,942	119,703	17,570
44.	3,726	- 4,236	71,431	- 14,145	2,942	796
45.	120,235	- 168,800	1,582,479	- 1,661,764	71,724	45,216
46.	260,445	- 108,894	2,362,096	- 918,524	165,170	89,834
47.	25,493	- 22,991	239,291	- 135,821	14,500	5,438
	541,028	- 377,115	5,640,496	- 3,616,196	374,039	158,854
48.	253,766	- 68,087	1,598,116	- 306,806	236,553	11,206
49.	23,325	- 9,848	200,481	- 89,737	16,205	9,346
50.	14,249	- 5,945	153,968	- 85,648	12,291	1,250
51.	8,371	- 2,720	124,805	- 36,082	2,504	970
52.	73,339	- 33,515	774,800	- 374,938	52,803	11,879
53.	24,070	- 16,249	223,762	- 167,286	14,191	8,360
54.	126,398	- 49,814	791,121	- 121,871	125,009	1,325
55.	35,598	- 30,686	285,356	- 167,582	35,086	2,147
56.	25,541	- 5,565	215,874	- 47,760	23,405	1,689
57.	5,215	- 2,764	51,381	- 2,932	7,603	189
58.	8,242	- 20,697	120,570	- 140,919	6,445	2,850
59.	62,873	- 52,633	938,563	- 382,893	4,481	57,252
60.	7,369	- 4,603	33,167	- 3,252	8,440	39
61.	4,998	- 1,318	45,445	- 15,051	2,325	2,927
62.	15,370	- 13,340	132,505	- 61,204	13,468	1,726
63.	13,715	- 12,505	383,116	- 111,032	8,820	3,314
64.	160,191	- 15,830	1,502,687	- 135,906	21,750	139,961
65.	57,040	- 13,463	530,066	- 112,512	18,401	40,480
66.	4,394	- 618	46,948	- 10,123	1,444	2,953
67.	533	- 675	4,224	- 2,607	194	450
68.	23,682	- 9,293	214,340	- 33,911	10,203	14,115
69.	458,805	- 102,872	3,776,002	- 1,059,363	279,380	197,056
70.	239,744	- 69,724	2,006,686	- 550,179	180,819	60,944
	1,646,828	- 528,118	14,153,983	- 4,019,594	1,081,820	572,428
	5,528,828	- 2,681,946	48,436,867	-14,285,587	3,848,463	1,536,015

TO TOTAL FREIGHT CARRIED DURING MONTH
Cent

RECEIVED FROM FOREIGN CONNECTIONS			Unloaded at	Delivered
Destined to			Stations	to
Canadian	Foreign	Total	in	Foreign
Points	Points		Canada	Connections
.87	3.98	4.85	7.33	11.73
.25	1.67	1.92	1.66	1.93
9.27	1.52	10.79	34.29	2.50
.33	.63	.96	6.77	2.87
3.34	6.58	9.92	13.57	10.35
14.06	14.38	28.44	69.62	29.38



REVENUE FREIGHT CARRIED
DURING THE MONTH

PRODUCTS	ORIGINATED		
	Loaded at Stations in Canada	Received from Foreign Connections Destined to Canadian Points	Foreign Points
	Tons	Tons	Tons
<u>PRINCE EDWARD ISLAND</u>			
Agricultural	445	-	-
Animal	957	-	-
Mine	676	-	-
Forest	287	-	-
Manufactures & Miscellaneous	3,138	-	-
Total	5,503	-	-
<u>NOVA SCOTIA</u>			
Agricultural	4,356	965	-
Animal	588	-	-
Mine	401,501	514	-
Forest	20,127	-	-
Manufactures & Miscellaneous	60,735	1,964	4
Total	487,307	3,443	4
<u>NEW BRUNSWICK</u>			
Agricultural	2,902	4,419	1,317
Animal	547	28	11
Mine	36,450	1,236	384
Forest	49,305	-	505
Manufactures & Miscellaneous	42,588	1,098	11,721
Total	131,792	6,781	13,938
<u>QUEBEC</u>			
Agricultural	47,828	8,961	3,824
Animal	10,376	1,434	1,522
Mine	198,545	107,819	10,232
Forest	132,208	1,592	1,618
Manufactures & Miscellaneous	321,355	32,148	55,423
Total	710,312	151,954	72,619
<u>ONTARIO</u>			
Agricultural	203,135	27,897	213,439
Animal	39,812	11,952	89,616
Mine	398,237	360,277	72,946
Forest	118,104	14,695	24,617
Manufactures & Miscellaneous	445,029	133,079	294,611
Total	1,204,317	547,900	695,229
<u>MANITOBA</u>			
Agricultural	125,560	2,216	-
Animal	14,693	12	-
Mine	114,329	6,714	-
Forest	27,847	443	-
Manufactures & Miscellaneous	53,333	4,119	-
Total	335,762	13,504	-
<u>SASKATCHEWAN</u>			
Agricultural	177,786	489	78
Animal	11,039	-	-
Mine	19,934	16,358	-
Forest	6,410	219	50
Manufactures & Miscellaneous	57,089	2,072	1,383
Total	272,258	19,138	1,511
<u>ALBERTA</u>			
Agricultural	191,666	61	-
Animal	16,834	-	-
Mine	191,480	8,188	-
Forest	8,667	-	-
Manufactures & Miscellaneous	64,065	5,831	-
Total	472,712	14,080	-
<u>BRITISH COLUMBIA</u>			
Agricultural	19,147	3,267	1,318
Animal	4,913	212	1,033
Mine	136,856	11,162	479
Forest	124,941	1,285	8,108
Manufactures & Miscellaneous	50,677	4,499	867
Total	336,534	20,425	11,805

BY CANADIAN RAILWAYS
OF AUGUST, 1931.

	TOTAL FREIGHT ORIGINATED				TERMINATED	
	Total For Month	Increase	Cumulative Totals To Date	Increase Over 1930 (Decrease-)	:Unloaded at: Stations in Canada	: Delivered to Foreign Connections
		Over				
		August 1930 (Decrease-)				
Tons	Tons	Tons	Tons	Tons	Tons	
<u>P.E. ISLAND</u>						
	445	- 569	114,620	- 18,773	1,325	-
	957	- 12	4,116	- 1,147	732	-
	676	- 2,039	4,743	- 7,581	8,162	-
	287	- 28	4,352	- 738	1,410	-
	3,138	- 1,151	49,087	- 918	5,708	-
	5,503	- 3,743	176,918	- 9,865	17,337	-
<u>NOVA SCOTIA</u>						
	5,321	- 507	86,525	- 52,337	12,622	5,317
	588	- 959	4,617	- 17,474	2,124	418
	402,015	- 164,291	3,065,900	- 720,569	346,475	-
	20,127	- 13,507	180,824	- 182,268	14,646	4,796
	62,703	- 23,717	606,212	- 157,726	60,232	1,525
	490,754	- 202,981	3,944,078	- 1,130,374	436,099	12,056
<u>NEW BRUNSWICK</u>						
	8,638	- 3,841	280,936	- 51,337	11,611	2,895
	586	- 253	8,578	- 1,558	1,197	83
	38,070	- 24,309	195,420	- 109,099	62,329	2,120
	49,810	- 79,168	478,878	- 362,825	29,513	15,670
	55,407	- 9,969	578,580	- 76,591	35,984	5,003
	152,511	- 117,540	1,542,392	- 598,294	140,634	25,771
<u>QUEBEC</u>						
	60,613	- 23,337	647,738	- 98,094	93,083	177,189
	13,332	- 4	75,643	- 19,450	22,194	32,282
	316,596	- 75,978	1,915,186	- 613,607	268,740	21,604
	135,418	- 122,796	1,247,956	- 840,970	90,130	45,616
	408,926	- 68,630	3,330,252	- 557,949	260,537	100,793
	934,885	- 290,737	7,216,775	- 2,130,070	734,684	377,484
<u>ONTARIO</u>						
	444,471	- 14,949	3,542,814	- 301,505	104,946	310,783
	141,380	- 4,477	1,151,348	- 58,100	34,470	71,444
	831,460	- 697,405	7,788,203	- 3,985,033	738,616	86,670
	157,416	- 93,289	1,989,457	- 1,210,148	124,158	63,498
	872,719	- 284,064	7,917,401	- 2,492,648	427,715	450,909
	2,447,446	- 1,064,286	22,389,223	- 8,047,434	1,429,905	983,304
<u>MANITOBA</u>						
	127,776	- 180,534	930,604	- 97,384	53,064	953
	14,705	- 6,346	109,282	- 20,878	12,855	221
	121,043	- 28,035	660,053	- 972	156,926	1,053
	28,290	- 2,445	315,793	- 228,501	14,918	550
	57,452	- 52,637	467,161	- 265,624	76,200	3,327
	349,266	- 252,415	2,482,893	- 571,603	313,963	6,104
<u>SASKATCHEWAN</u>						
	178,353	- 147,114	2,576,265	- 359,608	68,284	1,369
	11,039	- 3,067	74,236	- 666	3,936	961
	36,292	- 35,993	430,946	- 49,530	56,906	1,680
	6,679	- 16,720	151,905	- 5,100	10,087	20,021
	60,544	- 41,133	352,814	- 229,530	79,016	696
	292,907	- 237,893	3,586,166	- 76,114	218,229	24,727
<u>ALBERTA</u>						
	191,727	- 222,873	2,151,891	- 234,042	38,500	-
	16,834	- 3,274	129,126	- 1,927	6,656	-
	199,668	- 87,767	1,356,915	- 540,014	151,143	54
	8,667	- 20,359	107,166	- 95,656	16,260	-
	69,896	- 46,360	492,907	- 163,205	92,565	1,720
	486,792	- 374,085	4,238,005	- 576,760	305,124	1,774
<u>BRITISH COLUMBIA</u>						
	23,732	- 5,282	115,981	- 17,689	21,714	60,860
	6,158	- 1,853	24,768	- 1,623	7,535	1,462
	148,497	- 100,631	1,195,934	- 544,096	106,459	25,315
	134,334	- 33,749	1,164,165	- 691,466	72,917	8,703
	56,043	- 457	359,569	- 65,403	43,863	8,455
	368,764	- 138,266	2,860,417	- 1,317,031	252,488	104,795



1010549780

Faint, mostly illegible text and data, possibly a table or list, covering the majority of the page. The text is mirrored and difficult to decipher.