


Q2


# Railway freight traffic

# Trafic marchandises ferroviaire

SECOND QUARTER 1974

DEUXIÈME TRIMESTRE 1974





STATISTICS CANADA — STATISTIQUE CANADA  
Transportation and Communications Division — Division des transports et des communications  
Surface Transport Section — Section des transports de surface

RAILWAY FREIGHT TRAFFIC  
SECOND QUARTER

---

TRAFIC MARCHANDISES FERROVIAIRE  
DEUXIÈME TRIMESTRE

1974

*Published by Authority of*  
The Minister of Industry, Trade and Commerce

---

*Publication autorisée par*  
le ministre de l'Industrie et du Commerce

November - 1974 - Novembre  
5-3509-507

Price—Prix: \$1.05  
\$4.20 a year - par année

Vol. 52—No. 2

Statistics Canada should be credited when republishing all or any part of this document  
Reproduction autorisée sous réserve d'indication de la source: Statistique Canada

Information Canada  
Ottawa

NOTE

The interpretation of abbreviations used throughout this report.

C.L. - carload  
N.E.S. - not elsewhere specified  
L.C.L. - less than carload  
T.O.F.C. - trailer on flat car  
C.O.F.C. - container on flat car

SYMBOLS

The following standard symbols are used in Statistics Canada publications:

.. figures not available  
... figures not appropriate or not applicable  
- nil or zero  
-- amount too small to be expressed  
p Preliminary figures  
r revised figures

NOTA

L'explication des abréviations employés dans le présent bulletin.

n.d.a. - non dénommé ailleurs

SIGNES CONVENTIONNELS

Signification des signes utilisés dans les publications de Statistique Canada:

.. nombres indisponibles  
... n'ayant pas lieu de figurer  
- néant ou zéro  
-- nombres infimes  
p nombres provisoires  
r nombres rectifiés

SECOND QUARTER - 1974 - DEUXIÈME TRIMESTRE

Presented herein are revenue freight traffic statistics by commodity and by geographic area for 24 Class 1 and 2 common carrier railways operating in Canada. Excluded from this report are similar details relative to Class 3 and 4 railways whose movements account for less than 1% of all rail shipments. Freight interlined between two or more Canadian lines is counted once only to avoid duplication.

Commodity detail is shown for 320 individual classes based on the Standard Commodity Classification of Statistics Canada. This Classification is also the basis for a number of other commodity series published by this bureau. The geographic breakdown includes loadings and unloadings of these 320 freight classes in each province and the Territories.

A "common carrier" as referred to in this report is one which holds itself out to the general public to transport goods for compensation.

Figures preceded by a minus sign in the following tables result from adjustments or the overstatement of data referable to prior periods.

Revenue freight carried by railways operating in Canada during the second quarter of 1974 totalled 72.7 million tons. This represented an increase of 2.0% or 1.4 million tons over the same three-month period of 1973.

Of the seven major traffic groups only Food, Feed, Beverages and Tobacco and End Products declined in the quarter under review with decreases of 2.6% and 1.5%, respectively. Non-carload shipments (l.c.l., express, etc.) registered the largest percentage increase, rising 41.9% above the previous year level. The Live Animal category (due mainly to increased loadings of cattle) rose by 23.7%; carryings of Fabricated Materials, at 20.2 million tons were up 6.9%; and Special types of traffic, such as mixed carload freight and freight forwarder and shipper association traffic increased 3.0%. Crude Materials, which account for over 50.0% of all traffic handled, were up 0.4% to 36.6 million tons.

Rail freight loadings during April, May and June 1974 totalled 65.2 million tons, 1.2% above those of 1973. Geographically, Quebec and Ontario with a combined total of 29.4 million tons accounted for 45.1% of all traffic loaded (44.1% in 1973); the Prairie Provinces with 17.4 million tons accounted for 26.7% (26.6% in 1973); Maritime loadings of 9.7 million tons contributed 14.8% to the total, (15.3% in 1973) British Columbia with 8.5 million tons accounted for 13.0% (13.5% in 1973); and the Yukon and Northwest Territories with 256,754 tons accounted for 0.4% in both years.

During the three months under review 7.5 million tons of revenue freight were received from United States rail connections, an increase of 9.5% over the preceding year period.

In the first half of 1974 railways carried a total of 131.3 million tons of carload and non-carload freight, a slight decline (0.1%) from 1973.

Ce bulletin présente des statistiques, par groupe de marchandises et par région, sur le trafic marchandises payantes pour 24 entreprises ferroviaires de 1<sup>ère</sup> et de 2<sup>e</sup> classe en activité au Canada. Les données sur les entreprises de 3<sup>e</sup> et de 4<sup>e</sup> classe dont le trafic représente moins de 1 % de l'ensemble des expéditions ferroviaires ont été exclues. Afin d'éviter tout double compte, les marchandises acheminées par plus d'une entreprise ferroviaire canadienne n'ont été comptées qu'une fois.

Le bulletin présente des données sur 320 classes de marchandises établies d'après la Classification type des marchandises de Statistique Canada, sur laquelle s'appuie également un certain nombre d'autres séries sur les produits que publie Statistique Canada. La répartition géographique donne des indications quant aux chargements et déchargements de ces marchandises dans chaque province et dans les territoires.

Dans le présent rapport, on entend par "transporteur public" un service de transport de marchandises mis à la disposition du public moyennant l'acquiescement de certains frais.

Les chiffres précédés du signe moins (-) dans les tableaux du présent bulletin proviennent d'ajustements ou d'une surestimation des données se rapportant à des périodes précédentes.

Les marchandises payantes transportées par les entreprises ferroviaires en activité au Canada au deuxième trimestre de 1974 ont atteint 72.7 millions de tonnes, soit 2.0 % ou 1.4 millions de tonnes de plus qu'au cours du même trimestre de 1973.

Parmi les sept principaux groupes de marchandises, seul les aliments, provendes, boissons et tabac ainsi que les produits finis ont chuté au cours du trimestre observé, soit de 2.6 % et de 1.5 % respectivement. Le trafic des chargements de détail a affiché la plus forte augmentation en pourcentage, soit 41.9 % par rapport à l'an dernier. La catégorie des animaux vivants (surtout en raison de l'augmentation des chargements de bovins) a augmenté de 23.7 %; les chargements de demi-produits ont augmenté de 6.9 % pour s'établir à 20.2 millions de tonnes; les transports spéciaux, comme les chargements mixtes, le trafic des maisons d'expédition et des groupements d'expéditeurs, ont monté de 3.0 %. Les matières brutes, qui représentent plus de 50.0 % de l'ensemble du trafic, ont augmenté de 0.4 % pour atteindre 36.6 millions de tonnes.

Au cours d'avril, mai et juin 1974, les chargements ferroviaires ont atteint 65.2 millions de tonnes, soit 1.2 % de plus qu'en 1973. Au point de vue géographique, avec un total combiné de 29.4 millions de tonnes, la part du trafic total du Québec et de l'Ontario est passée de 44.1 % en 1973 à 45.1 % en 1974; la part des Prairies (17.4 millions de tonnes) représente 26.7 % du total comparativement à 26.6 % en 1973; dans les Maritimes, les chargements ont été de 9.7 millions de tonnes, soit 14.8 % du total comparativement à 15.3 % en 1973. La Colombie-Britannique (8.5 millions de tonnes) comptait pour 13.0 % du total comparativement à 13.5 % en 1973; finalement, la part du Yukon et des Territoires du Nord-Ouest (256,754 tonnes) s'établissait à 0.4 % les deux années.

Au cours de la période de trois mois observée, le Canada a reçu 7.5 millions de tonnes de marchandises payantes par des raccordements ferroviaires avec les États-Unis, soit une augmentation de 9.5 % par rapport à l'année précédente.

Au cours du premier semestre de 1974, les entreprises ferroviaires ont transporté un total de 131.3 millions de tonnes de chargements complets et de chargements de détail, soit une faible diminution (0.1 %) par rapport à 1973.

TABLE 1. Revenue Freight Carried by Railways Within Canada  
Second quarter - 1974 - Deuxième trimestre

| Commodity   | Loaded onto railway cars in Canada<br>--<br>Chargées sur wagon au Canada | Loaded onto railway cars in Canada<br>--<br>Chargées sur wagon au Canada | Received from U.S. rail                                      |   | Total freight traffic<br>--<br>Total du trafic marchandises |
|---|--|--|--|---|---|
|   |  |  | En provenance des États-Unis                                 |   |   |
|   |  |  | Destined to Canadian points<br>--<br>A destination du Canada | Destined to U.S. points<br>--<br>A destination des États-Unis | 2nd quarter 1974<br>2ième trimestre                         |
|   |  |  | tons -- tonnes   |   |   |
| <b>SECTION I</b>  |  |  |  |   |   |
| <u>Live animals (C.L.)</u>                                    |  |  |  |   |   |
| 002 Cattle .....  | 1,128  | 21,832   | 40   | --  | 21,872  |
| 004 Swine .....   | 202  | 3,363  | 50   | --  | 3,413   |
| 006 Horses, mules and donkeys .....                           | 27   | 268  | --   | --  | 268   |
| 008 Live animals, n.e.s. ....                                 | 66   | 1,205  | --   | 64  | 1,269   |
| (991) Total .....   | 1,423  | 26,668   | 90   | 64  | 26,822  |
| <b>SECTION II</b>   |  |  |  |   |   |
| <u>Food, feed, beverages, and tobacco (C.L.)</u>              |  |  |  |   |   |
| 010 Meat, fresh or chilled .....                              | 2,696  | 68,888   | 83,810   | 13,093  | 165,791   |
| 012 Meat, frozen .....  | 573  | 12,724   | 456  | 22  | 13,202  |
| 014 Meat and meat preparations, n.e.s. ....                   | 449  | 8,361  | 298  | 246   | 8,905   |
| 016 Fish and marine animals .....                             | 331  | 11,611   | 1,986  | 503   | 14,100  |
| 018 Butter .....  | 77   | 3,162  | 795  | 31  | 3,988   |
| 020 Cheese .....  | 28   | 823  | 186  | 4,746   | 5,751   |
| 022 Dairy produce, n.e.s., eggs and honey .....               | 638  | 18,725   | 397  | 2,973   | 22,095  |
| 024 Barley .....  | 22,521   | 1,332,152  | 5,679  | 1,062   | 1,338,895   |
| 026 Corn .....  | 1,094  | 78,751   | 124,289  | 98,766  | 301,806   |
| 028 Oats .....  | 3,114  | 166,969  | 2,941  | 11,023  | 180,923   |
| 030 Rice .....  | 93   | 5,041  | 14,065   | 21  | 19,122  |
| 032 Rye .....   | 606  | 36,822   | 286  | --  | 37,108  |
| 034 Wheat .....   | 80,957   | 5,201,528  | 30,623   | 2,598   | 5,234,749   |
| 036 Cereals unmilled, n.e.s. ....                             | 305  | 16,592   | 6,134  | 5,689   | 28,415  |
| 038 Corn meal and flour .....                                 | 43   | 1,710  | 15,180   | 1,859   | 18,749  |
| 040 Corn starch .....   | 45   | 1,887  | 3,763  | 15,437  | 21,087  |
| 042 Malt and malt flour .....                                 | 1,630  | 91,834   | 711  | 24,789  | 117,334   |
| 044 Wheat flour .....   | 3,606  | 154,359  | 5,792  | 18,728  | 178,879   |
| 046 Cereals milled, n.e.s. ....                               | 574  | 20,275   | 5,871  | 4,324   | 30,470  |
| 048 Bakery products .....                                     | 1,258  | 22,955   | 214  | 521   | 23,690  |
| 050 Cereal products .....                                     | 1,881  | 32,336   | 2,999  | 41,109  | 76,444  |
| 052 Farinaceous substances and flour, n.e.s. for use as food. | 304  | 8,817  | 4,151  | 3,077   | 16,045  |
| 054 Apples .....  | 286  | 7,968  | 12,130   | 90  | 20,188  |
| 056 Bananas .....   | --   | --   | 20   | --  | 20  |
| 058 Oranges .....   | 211  | 7,760  | 43,121   | 1,090   | 51,971  |
| 060 Other citrus fruits .....                                 | 20   | 1,028  | 8,069  | 164   | 9,261   |
| 062 Grapes .....  | 19   | 390  | 2,020  | --  | 2,410   |
| 064 Watermelons .....   | 2  | 114  | 2,878  | --  | 2,992   |
| 066 Cantaloupes and melons, n.e.s. ....                       | 1  | 73   | 2,744  | --  | 2,817   |
| 068 Peaches .....   | --   | --   | 824  | --  | 824   |
| 070 Pears .....   | 29   | 1,246  | 1,223  | --  | 2,469   |
| 072 Fresh or chilled fruits, n.e.s. and berries .....         | 35   | 800  | 9,696  | 143   | 10,639  |
| 074 Frozen fruits and berries .....                           | 33   | 1,120  | 4,542  | 820   | 6,482   |
| 076 Dried and dehydrated fruits .....                         | 23   | 500  | 1,908  | --  | 2,408   |
| 078 Fruit juices, and fruit juice concentrates not frozen.    | 223  | 7,206  | 10,960   | 291   | 18,457  |
| 080 Fruit juice concentrates, frozen .....                    | 40   | 1,348  | 8,043  | 162   | 9,553   |
| 082 Fruits and fruit preparations, n.e.s. ....                | 627  | 18,223   | 5,961  | 1,983   | 26,167  |
| 084 Nuts, except oil nuts .....                               | 78   | 3,374  | 1,499  | 565   | 5,438   |
| 086 Sugar beets .....   | 3  | 228  | 41   | --  | 269   |
| 088 Cabbage .....   | 9  | 189  | 9,468  | -- 53   | 9,602   |
| 090 Celery .....  | 1  | 20   | 13,448   | 120   | 13,588  |
| 092 Lettuce .....   | 15   | 457  | 49,713   | 259   | 50,429  |
| 094 Onions and shallots .....                                 | 82   | 2,046  | 13,369   | 120   | 15,535  |
| 096 Potatoes, other than sweet .....                          | 2,408  | 67,747   | 25,240   | 3,166   | 96,153  |
| 098 Tomatoes .....  | 11   | 383  | 3,613  | --  | 3,996   |
| 100 Vegetables, n.e.s., fresh or chilled .....                | 215  | 6,517  | 31,869   | 119   | 38,505  |
| 102 Vegetables, frozen .....                                  | 45   | 1,417  | 3,534  | 1,079   | 6,030   |

TABLEAU 1. Marchandises payantes transportées par chemin de fer au Canada

Second quarter - 1974 - Deuxième trimestre

| Total freight traffic<br>--<br>Total du trafic marchandises | Total freight traffic<br>--<br>Total du trafic marchandises |           | Unloaded from railway cars in Canada<br>--<br>Déchargées du wagon au Canada | Delivered to U.S. rail<br>--<br>Remises au réseau des États-Unis | Désignation   |
|---|---|-----------|---|--|---|
|   | Year-to-date<br>--<br>Total cumulatif                       |           |   |  |   |
|   | 1974  | 1973      |   |  |   |
| 2nd quarter 1973<br>2ième trimestre                         | tons -- tonnes  |           |   |  |   |
|   |   |           |   |  | <u>SECTION I</u>  |
|   |   |           |   |  | <u>Animaux vivants (charge complète)</u>                                |
| 17,559  | 47,247  | 47,965    | 20,329  | -  | 002 Bovins  |
| 1,302   | 4,897   | 3,384     | 3,311   | -  | 004 Porcs   |
| 1,490   | 4,770   | 2,083     | 336   | 25   | 006 Chevaux, mulets et ânes   |
| 1,326   | 2,935   | 2,598     | 1,140   | 64   | 008 Animaux vivants n.d.a.  |
| 21,677  | 55,549  | 56,030    | 25,116  | 89   | (991) Total   |
|   |   |           |   |  | <u>SECTION II</u>   |
|   |   |           |   |  | <u>Aliments, provendes, boissons et tabac (charge complète)</u>         |
| 195,492   | 349,796   | 316,738   | 162,778   | 14,546   | 010 Viandes fraîches ou réfrigérées                                     |
| 10,067  | 28,029  | 20,332    | 13,430  | 97   | 012 Viandes congelées   |
| 3,505   | 16,799  | 7,340     | 9,172   | 246  | 014 Viandes et préparations de viandes n.d.a.                           |
| 13,870  | 29,068  | 29,141    | 9,844   | 4,299  | 016 Poissons et fruits de mer   |
| 4,964   | 7,883   | 13,454    | 4,110   | 31   | 018 Beurre  |
| 3,141   | 12,890  | 5,956     | 1,009   | 4,746  | 020 Fromages  |
| 18,796  | 50,993  | 86,774    | 17,328  | 4,144  | 022 Produits laitiers n.d.a., oeufs et miel                             |
| 1,472,163   | 2,237,068   | 2,559,359 | 1,292,401   | 15,141   | 024 Orge  |
| 208,030   | 591,153   | 548,427   | 173,409   | 103,544  | 026 Maïs  |
| 137,829   | 428,327   | 375,601   | 170,316   | 12,176   | 028 Avoine  |
| 16,159  | 47,746  | 40,525    | 18,420  | 21   | 030 Riz   |
| 94,219  | 83,064  | 234,458   | 37,024  | 53   | 032 Seigle  |
| 3,340,662   | 8,610,880   | 8,693,429 | 5,185,343   | 35,976   | 034 Blé   |
| 14,808  | 59,110  | 76,821    | 22,039  | 7,158  | 036 Céréales non moulues n.d.a.   |
| 17,512  | 34,551  | 34,613    | 16,620  | 1,859  | 038 Farines de maïs   |
| 18,618  | 41,832  | 39,425    | 5,360   | 15,437   | 040 Fécule de maïs  |
| 106,871   | 214,705   | 197,015   | 69,319  | 45,017   | 042 Malt et farine de malt  |
| 192,530   | 369,525   | 429,485   | 160,030   | 19,578   | 044 Farine de blé   |
| 50,765  | 65,091  | 92,388    | 22,462  | 7,735  | 046 Céréales moulues n.d.a.   |
| 23,602  | 47,349  | 44,935    | 22,416  | 804  | 048 Produits de boulangerie   |
| 66,962  | 154,429   | 151,872   | 34,029  | 41,616   | 050 Produits à base de céréales   |
| 13,172  | 33,242  | 27,222    | 11,055  | 4,970  | 052 Substances farineuses et farines n.d.a. destinées à l'alimentation. |
| 11,711  | 35,072  | 28,840    | 19,309  | 1,113  | 054 Pommes  |
| 32  | 20  | 32        | 20  | -  | 056 Bananes   |
| 38,178  | 104,759   | 80,496    | 51,353  | 1,091  | 058 Oranges   |
| 7,613   | 17,364  | 19,535    | 9,078   | 164  | 060 Autres agrumes  |
| 991   | 7,721   | 5,452     | 2,410   | -  | 062 Raisins   |
| 4,399   | 3,221   | 4,781     | 3,006   | -  | 064 Pastèques   |
| 7,707   | 8,542   | 8,299     | 7,817   | -  | 066 Cantaloups et melons n.d.a.   |
| 183   | 878   | 183       | 824   | -  | 068 Pêches  |
| 460   | 6,420   | 4,623     | 2,949   | -  | 070 Poires  |
| 11,047  | 14,522  | 14,768    | 10,507  | 178  | 072 Fruits frais ou réfrigérés n.d.a. et baies                          |
| 6,783   | 14,817  | 12,694    | 5,660   | 887  | 074 Fruits et baies congelés  |
| 2,695   | 11,131  | 7,041     | 2,380   | 40   | 076 Fruits séchés et déshydratés  |
| 18,557  | 34,479  | 35,638    | 16,941  | 313  | 078 Jus de fruits et concentrés de jus de fruits non congelés.          |
| 7,090   | 15,481  | 12,565    | 8,511   | 162  | 080 Concentrés de jus de fruits congelés                                |
| 25,014  | 64,697  | 53,809    | 22,354  | 2,844  | 082 Fruits et préparations de fruits n.d.a.                             |
| 6,394   | 12,844  | 14,473    | 4,304   | 969  | 084 Noix, à l'exclusion des noix oléagineuses                           |
| -   | 269   | 93        | 269   | -  | 086 Betteraves sucrières  |
| 9,028   | 19,822  | 21,063    | 9,535   | - 55   | 088 Choux   |
| 13,972  | 28,253  | 25,271    | 13,422  | 120  | 090 Céleris   |
| 39,456  | 96,568  | 92,522    | 50,465  | 259  | 092 Laitues   |
| 18,671  | 24,869  | 32,276    | 15,026  | 351  | 094 Oignons et échalotes  |
| 119,752   | 264,848   | 311,086   | 95,963  | 4,789  | 096 Pommes de terre (sauf patates douces)                               |
| 10,841  | 8,436   | 26,277    | 4,030   | -  | 098 Tomates   |
| 56,802  | 90,292  | 100,570   | 38,369  | 147  | 100 Légumes frais ou réfrigérés n.d.a.                                  |
| 3,961   | 11,301  | 9,222     | 4,860   | 1,135  | 102 Légumes congelés  |

TABLE 1. Revenue Freight Carried by Railways Within Canada - Continued

Second quarter - 1974 - Deuxième trimestre

| Commodity                                | Loaded onto railway cars in Canada<br>Chargées sur wagon au Canada | Loaded onto railway cars in Canada<br>Chargées sur wagon au Canada | Received from U.S. rail                                |   | Total freight traffic<br>Total du trafic marchandises |           |
|--|--|--|--|---|---|-----------|
|  |  |  | En provenance des Etats-Unis                           | Destined to U.S. points                                 |   |           |
|  |  |  | Destined to Canadian points<br>A destination du Canada | Destined to U.S. points<br>A destination des États-Unis | 2nd quarter 1974<br>2ième trimestre                   |           |
|  | cars -- wagons   |  | tons -- tonnes   |   |   |           |
| <u>SECTION II - Concluded</u>            |  |  |  |   |   |           |
| <u>Food, feed, beverages and tobacco</u> |  |  |  |   |   |           |
| <u>(C.L.) - Concluded</u>                |  |  |  |   |   |           |
| 104                                      | Vegetables, dried .....  | 310  | 8,535  | 4,121   | 6,027   | 18,683    |
| 106                                      | Vegetables and preparations, n.e.s. ....                           | 1,225  | 43,120   | 22,514  | 28,339  | 93,973    |
| 108                                      | Sugar .....  | 1,483  | 89,421   | 6,723   | 5,160   | 101,304   |
| 110                                      | Molasses and syrups .....  | 325  | 15,655   | 4,910   | 3,556   | 24,121    |
| 112                                      | Sugar preparations (incl. confectionery), n.e.s. ....              | 420  | 9,298  | 1,299   | 419   | 11,016    |
| 114                                      | Coffee .....   | 213  | 6,261  | 3,918   | 1,662   | 11,841    |
| 116                                      | Cocoa and chocolate, tea, spices and vinegar .....                 | 223  | 5,564  | 2,053   | 1,567   | 9,184     |
| 118                                      | Margarine and similar products .....                               | 69   | 2,143  | -   | 26  | 2,169     |
| 120                                      | Shortening and lard .....  | 161  | 4,706  | 2,084   | 531   | 7,321     |
| 122                                      | Soups and infant and junior foods .....                            | 219  | 7,683  | 268   | 272   | 8,223     |
| 124                                      | Pre-cooked frozen food preparations .....                          | 419  | 12,758   | 2,390   | 4,384   | 19,532    |
| 126                                      | Food preparations and materials for food preparations, n.e.s. .... | 4,715  | 156,519  | 19,250  | 10,560  | 186,329   |
| 128                                      | Hay, forage and straw .....  | 247  | 7,243  | 30  | 103   | 7,376     |
| 130                                      | Wheat bran, shorts and middlings .....                             | 1,730  | 67,739   | 12,857  | 18,932  | 99,528    |
| 132                                      | Ground cereals and by-products, n.e.s. ....                        | 1,903  | 88,093   | 17,966  | 45,753  | 151,812   |
| 134                                      | Soyabean oil meal .....  | 685  | 35,383   | 35,009  | 11,351  | 81,743    |
| 136                                      | Oil seed meals (incl. coke) n.e.s. ....                            | 693  | 36,738   | 570   | 888   | 38,196    |
| 138                                      | Feeds of vegetable origin, n.e.s. ....                             | 987  | 40,374   | 54,108  | 38,458  | 132,940   |
| 140                                      | Feeds of animal origin .....                                       | 122  | 5,644  | 237   | 180   | 6,061     |
| 142                                      | Primary or concentrated feeds .....                                | 30   | 1,466  | 254   | 125   | 1,845     |
| 144                                      | Secondary or complete animal feeds, n.e.s. ....                    | 1,370  | 50,472   | 16,336  | 103,213   | 170,021   |
| 146                                      | Non-alcoholic beverages .....                                      | 174  | 4,290  | 380   | -   | 4,670     |
| 148                                      | Ale, beer, stout and porter .....                                  | 5,063  | 191,579  | 5,479   | 46,605  | 243,663   |
| 150                                      | Wines and fermented alcoholic beverages, n.e.s. ....               | 171  | 3,465  | 1,384   | 1,876   | 6,725     |
| 152                                      | Distilled alcoholic beverages .....                                | 1,196  | 36,513   | 3,054   | 2,001   | 41,568    |
| 154                                      | Cigarettes .....   | 348  | 8,259  | -   | -   | 8,259     |
| 156                                      | Tobacco, unmanufactured .....                                      | 171  | 4,043  | 607   | -   | 4,650     |
| 158                                      | Tobacco, manufactured, n.s.s. ....                                 | 70   | 1,934  | 12  | -   | 1,946     |
| (992)                                    | Total .....  | 151,981  | 8,371,374  | 799,372   | 592,721   | 9,763,467 |
| <u>SECTION III</u>                       |  |  |  |   |   |           |
| <u>Crude materials, inedible (C.L.)</u>  |  |  |  |   |   |           |
| 160                                      | Raw hides and skins including fur skins .....                      | 189  | 6,430  | 7,825   | 4,086   | 18,341    |
| 162                                      | Primary tannage .....  | 85   | 3,679  | 2,324   | 1,830   | 7,833     |
| 164                                      | Crude animal products, inedible, n.e.s. (exc. fibres) .....        | 32   | 780  | 4,736   | 194   | 5,710     |
| 166                                      | Seeds for sowing, n.e.s. ....                                      | 190  | 5,856  | 1,543   | 483   | 7,882     |
| 168                                      | Flaxseed .....   | 1,854  | 110,321  | 177   | 23  | 110,521   |
| 170                                      | Rapeseed .....   | 5,449  | 314,241  | -   | -   | 314,241   |
| 172                                      | Soyabeans .....  | 26   | 1,601  | 1,548   | 200   | 3,349     |
| 174                                      | Oil seeds, oil nuts and oil kernels, n.e.s. ....                   | 365  | 18,167   | 16,495  | 82  | 34,744    |
| 176                                      | Rubber and allied gums, natural .....                              | 241  | 10,873   | 1,081   | 821   | 12,775    |
| 178                                      | Peatmoss and mosses, n.e.s. ....                                   | 1,171  | 33,762   | 243   | 5,794   | 39,799    |
| 180                                      | Other crude vegetable materials, inedible, n.e.s. ....             | 118  | 3,087  | 5,577   | 1,034   | 9,698     |
| 182                                      | Logs and bolts of wood .....                                       | 13,033   | 598,097  | 5,892   | 3,778   | 607,767   |
| 184                                      | Fence posts, pitprops and piling of wood .....                     | 147  | 5,896  | 4,557   | 36  | 10,489    |
| 186                                      | Round timber, n.e.s. ....  | 1,048  | 39,180   | 40,152  | 1,832   | 81,164    |
| 188                                      | Pulpwood logs .....  | 15,401   | 861,199  | 1,332   | 5,926   | 868,457   |
| 190                                      | Pulpwood chips .....   | 45,835   | 2,366,457  | 50  | 34,455  | 2,400,962 |
| 192                                      | Christmas trees .....  | -  | -  | -   | -   | -         |
| 194                                      | Other crude wood materials, n.e.s. ....                            | 837  | 37,111   | 527   | 10,474  | 48,112    |
| 196                                      | Silk, wool and animal hair .....                                   | 48   | 836  | 34  | 41  | 911       |
| 198                                      | Cotton .....   | 55   | 1,383  | 24,032  | 1,614   | 27,029    |
| 200                                      | Vegetables and man-made textile fibres, exc. cotton .....          | 120  | 3,025  | 1,879   | 1,306   | 6,210     |



TABLEAU 1. Marchandises payantes transportées par chemin de fer au Canada - suite

Second quarter - 1974 - Deuxième trimestre

| Total freight traffic<br>--<br>Total du trafic marchandises | Total freight traffic<br>--<br>Total du trafic marchandises |            | Unloaded from railway cars in Canada<br>--<br>Déchargées du wagon au Canada | Delivered to U.S. rail<br>--<br>Remises au réseau des États-Unis | Désignation  |
|---|---|------------|---|--|--|
|   | Year-to-date<br>--<br>Total cumulé                          |            |   |  |  |
|   | 1974  | 1973       |   |  |  |
| 2nd quarter 1973<br>2ième trimestre                         | tons -- tonnes  |            |   |  |  |
|   |   |            |   |  | <u>SECTION II - fin</u>  |
|   |   |            |   |  | <u>Aliments, provendes, boissons et tabac</u><br><u>(charge complète) - fin</u>    |
| 27,226  | 50,044  | 67,558     | 12,012  | 6,392  | 104 Légumes séchés   |
| 110,217   | 202,743   | 232,335    | 64,840  | 30,804   | 106 Légumes et préparations de légumes n.d.a.                                      |
| 124,492   | 221,700   | 238,560    | 95,624  | 5,641  | 108 Sucre  |
| 25,843  | 52,932  | 63,774     | 18,448  | 4,640  | 110 Mélasse et sirop   |
| 9,735   | 24,463  | 22,474     | 11,873  | 419  | 112 Produits sucrés (y compris les confiseries) n.d.a.                             |
| 11,803  | 26,742  | 27,916     | 11,008  | 1,716  | 114 Café   |
| 7,090   | 19,514  | 16,114     | 7,737   | 1,658  | 116 Cacao et chocolat, thé, épices et vinaigre                                     |
| 1,969   | 4,264   | 4,255      | 1,189   | 237  | 118 Margarine et produits similaires   |
| 4,833   | 15,797  | 10,268     | 7,208   | 596  | 120 Shortening et saindoux   |
| 8,691   | 16,185  | 18,309     | 7,444   | 272  | 122 Potages et aliments pour enfants et bébés                                      |
| 22,023  | 39,245  | 53,994     | 14,447  | 4,727  | 124 Aliments congelés déjà cuits   |
| 165,563   | 371,759   | 338,525    | 165,311   | 14,125   | 126 Ingrédients alimentaires n.d.a.  |
| 7,598   | 14,844  | 18,754     | 3,689   | 1,487  | 128 Foin, fourrage et paille   |
| 101,760   | 203,604   | 202,719    | 73,642  | 27,714   | 130 Son, remoulages et issues de blé   |
| 152,393   | 346,294   | 337,426    | 96,192  | 57,640   | 132 Céréales moulues et dérivés n.d.a.   |
| 67,655  | 166,332   | 158,484    | 66,169  | 12,041   | 134 Tourteaux de soja  |
| 55,981  | 87,683  | 102,690    | 35,664  | 1,604  | 136 Farine de graines oléagineuses (y compris tourteaux) n.d.a.                    |
| 84,818  | 270,172   | 205,626    | 62,005  | 56,979   | 138 Aliments d'origine végétale pour animaux n.d.a.                                |
| 12,686  | 10,830  | 19,231     | 4,554   | 2,296  | 140 Aliments d'origine animale pour animaux  |
| 1,686   | 4,060   | 3,649      | 1,118   | 734  | 142 Aliments concentrés pour animaux   |
| 166,680   | 328,682   | 308,216    | 64,697  | 104,494  | 144 Préparations alimentaires pour animaux n.d.a.                                  |
| 4,604   | 7,424   | 8,114      | 5,543   | 12   | 146 Boissons non-alcooliques   |
| 502,990   | 398,824   | 494,271    | 198,026   | 47,239   | 148 Ale, bière, stout et porter  |
| 2,472   | 12,485  | 11,198     | 4,374   | 2,613  | 150 Vins et boissons alcooliques fermentées n.d.a.                                 |
| 44,227  | 75,419  | 76,113     | 23,520  | 18,289   | 152 Boissons alcooliques distillées  |
| 7,162   | 18,258  | 14,128     | 8,260   | -  | 154 Cigarettes   |
| 7,202   | 8,410   | 4,585      | 4,327   | 483  | 156 Tabacs bruts   |
| 2,327   | 3,394   | 4,775      | 3,143   | -  | 158 Tabacs fabriqués, n.d.a.   |
| 10,024,800  | 17,412,259  | 18,010,960 | 8,929,340   | 758,553  | (992) Total  |
|   |   |            |   |  | <u>SECTION III</u>   |
|   |   |            |   |  | <u>Matières brutes, non comestibles (charge complète)</u>                          |
| 15,616  | 40,283  | 37,483     | 13,497  | 4,582  | 160 Cuirs et peaux bruts, y compris pelleteries                                    |
| 8,087   | 14,326  | 17,803     | 4,472   | 3,104  | 162 Résidus de graisse bruts utilisés comme engrais                                |
| 4,067   | 10,050  | 10,123     | 5,183   | 351  | 164 Produits d'origine animale, non comestible, n.d.a. (à l'exclusion des fibres). |
| 7,474   | 21,851  | 18,322     | 7,117   | 611  | 166 Semences n.d.a.  |
| 133,027   | 279,637   | 331,124    | 110,114   | 139  | 168 Graines de lin   |
| 376,152   | 554,909   | 822,661    | 288,066   | -  | 170 Graines de colza   |
| 3,627   | 11,580  | 27,115     | 2,808   | 200  | 172 Graines de soja  |
| 36,240  | 73,508  | 75,059     | 29,271  | 5,581  | 174 Graines, noix et amandes oléagineuses n.d.a.                                   |
| 14,648  | 34,395  | 35,720     | 11,935  | 821  | 176 Caoutchouc naturel et autres gommes de la même famille                         |
| 54,043  | 103,887   | 125,210    | 8,640   | 30,496   | 178 Tourbe n.d.a.  |
| 5,866   | 18,320  | 12,076     | 6,364   | 2,111  | 180 Autres matières brutes d'origine végétale, non comestibles, n.d.a.             |
| 685,568   | 1,342,979   | 1,509,482  | 599,059   | 8,389  | 182 Billes et billots de bois  |
| 7,024   | 16,366  | 12,272     | 8,931   | 1,769  | 184 Poteaux de clôture, étais de mine et pieux en bois                             |
| 62,394  | 138,473   | 115,118    | 66,259  | 15,842   | 186 Bois rond n.d.a.   |
| 832,366   | 1,860,867   | 1,786,342  | 784,346   | 95,999   | 188 Billes de bois à pâte  |
| 2,634,618   | 4,636,931   | 5,072,755  | 2,197,449   | 75,320   | 190 Copeaux de bois à pâte   |
| -   | -   | -          | -   | -  | 192 Sapins de Noël   |
| 40,423  | 86,308  | 90,440     | 35,818  | 11,316   | 194 Autres bois bruts n.d.a.   |
| 1,060   | 2,503   | 2,850      | 1,036   | 48   | 196 Soie, laine et poil animal   |
| 30,665  | 55,638  | 64,111     | 25,252  | 1,630  | 198 Coton  |
| 6,917   | 17,327  | 13,648     | 4,153   | 5,008  | 200 Fibres textiles d'origine végétale et synthétiques (à l'exclusion du coton).   |

TABLE 1. Revenue Freight Carried by Railways Within Canada (Continued)

Second quarter - 1974 - Deuxième trimestre

| Commodity  | Loaded onto railway cars in Canada<br>Chargées sur wagon au Canada | Loaded onto railway cars in Canada<br>Chargées sur wagon au Canada | Despatched from U.S. rail                              |   | Total freight traffic<br>Total du trafic marchandises<br>2nd quarter 1974<br>2ième trimestre |
|--|--|--|--|---|--|
|  |  |  | En provenance des Etats-Unis                           |   |  |
|  |  |  | Destined to Canadian points<br>A destination du Canada | Destined to U.S. points<br>A destination des Etats-Unis |  |
|  | cars -- wagons   |  | tons -- tonnes   |   |  |
| <u>SECTION III - Concluded</u>                                       |  |  |  |   |  |
| <u>Crude materials, inedible (C.L.) - Concluded</u>                  |  |  |  |   |  |
| 202 Bauxite ore and alumina .....                                    | 10,145   | 878,761  | 62,826   | 75  | 941,662  |
| 204 Copper ores and concentrates .....                               | 11,289   | 796,888  | 1,766  | 73  | 798,727  |
| 206 Copper matte and precipitates .....                              | 12   | 865  | 62   | -   | 927  |
| 208 Iron ore and concentrates .....                                  | 165,347  | 15,476,670   | 6,741  | 1,170   | 15,484,581   |
| 210 Lead ore and concentrates .....                                  | 3,227  | 183,102  | 7,668  | -   | 190,770  |
| 212 Manganese ore .....  | 7  | 255  | 12,410   | -   | 12,665   |
| 214 Nickel - copper ores and concentrates .....                      | 14,103   | 1,058,079  | -  | -   | 1,058,079  |
| 216 Nickel ore and concentrates .....                                | 5,779  | 388,819  | 9,865  | -   | 398,684  |
| 218 Matte, nickel, copper-nickel or nickel-iron chromium alloy ..... | 660  | 44,208   | -  | -   | 44,208   |
| 220 Tungsten ore and concentrates .....                              | 1  | 24   | -  | -   | 24   |
| 222 Zinc ore and concentrates .....                                  | 8,777  | 577,643  | 113  | 6,601   | 584,357  |
| 224 Lead and zinc ores and concentrates .....                        | 424  | 15,953   | 11   | 40  | 16,004   |
| 226 Metallic ores and concentrates, n.e.s. ....                      | 232  | 15,354   | 25,490   | 1,667   | 42,511   |
| 228 Iron and steel scrap .....                                       | 7,579  | 423,655  | 207,597  | 24,597  | 655,849  |
| 230 Non-ferrous metal scrap, including precious metal scrap .....    | 1,014  | 43,653   | 8,928  | 3,607   | 56,188   |
| 232 Slags, drosses and other by-products, n.e.s. ....                | 1,538  | 79,550   | 2,726  | 4,012   | 86,288   |
| 236 Anthracite coal .....  | 878  | 59,515   | 32,009   | 3,516   | 95,040   |
| 238 Bituminous coal .....  | 42,574   | 3,607,866  | 47,606   | 3,151   | 3,658,623  |
| 240 Lignite coal .....   | 1,001  | 66,522   | 200  | -   | 66,722   |
| 242 Coal, n.e.s. ....  | 47   | 2,066  | 7,768  | -   | 9,834  |
| 244 Crude mineral oils (petroleum) .....                             | 2,552  | 100,949  | 152  | -   | 101,101  |
| 246 Natural gas and other crude bituminous substances .....          | 25   | 896  | 811  | -   | 1,707  |
| 248 Asbestos, unmanufactured, crude and fibre .....                  | 6,730  | 296,081  | 3,505  | 5,241   | 304,827  |
| 250 Clay .....   | 595  | 43,448   | 125,966  | 1,839   | 171,253  |
| 252 Other crude refractory materials .....                           | 59   | 3,450  | 2,677  | 119   | 6,246  |
| 254 Natural abrasives .....  | 165  | 10,621   | 30,635   | 3,583   | 44,839   |
| 256 Sand, industrial .....   | 2,209  | 163,742  | 277,166  | 35,559  | 476,467  |
| 258 Sand, n.e.s. ....  | 5,185  | 379,645  | 6,405  | 99  | 386,149  |
| 260 Gravel .....   | 6,143  | 454,956  | 798  | -   | 455,754  |
| 262 Building stone, rough .....                                      | 587  | 40,015   | 1,242  | 1,230   | 42,487   |
| 264 Silica or silice, n.e.s. ....                                    | 74   | 6,924  | 1,784  | 87  | 8,795  |
| 266 Agricultural limestone .....                                     | 1,339  | 65,618   | 472  | 769   | 66,859   |
| 268 Limestone, furnace or foundry, and fluxing stone ...             | 1,852  | 142,412  | 40   | 525   | 142,977  |
| 270 Limestone, crushed or broken, n.e.s. ....                        | 14,052   | 1,120,571  | 32,147   | 2,467   | 1,155,185  |
| 272 Stone, n.e.s. including stone refuse .....                       | 7,823  | 562,825  | 15,266   | 9,132   | 587,223  |
| 274 Barytes, natural .....   | 366  | 24,365   | 4,901  | -   | 29,266   |
| 276 Gypsum .....   | 12,615   | 1,091,870  | 442  | 220   | 1,092,532  |
| 278 Pyrites, iron, except roasted .....                              | 180  | 8,970  | 151  | -   | 9,121  |
| 280 Nepheline syenite .....  | 18   | 1,122  | -  | -   | 1,122  |
| 282 Phosphate rock .....   | 1,943  | 182,443  | 552,574  | -   | 735,017  |
| 284 Common salt, rock or bulk .....                                  | 2,046  | 163,997  | 12,044   | 26,241  | 202,282  |
| 286 Common salt, n.e.s. ....   | 533  | 28,391   | 8,098  | 16,556  | 53,045   |
| 288 Liquid sulphur .....   | 4,918  | 465,060  | -  | 1,659   | 466,719  |
| 290 Sulphur, n.e.s. ....   | 11,074   | 893,319  | 495  | -   | 893,814  |
| 292 Non-metallic minerals, crude, n.e.s. ....                        | 1,027  | 71,125   | 33,362   | 12,444  | 116,931  |
| 294 Textile rags and waste, n.e.s. ....                              | 293  | 8,336  | 11,655   | 2,110   | 22,101   |
| 296 Paper waste .....  | 1,342  | 39,783   | 27,379   | 6,029   | 73,191   |
| 298 Slag (excl. basic) and ashes, waste .....                        | 77   | 4,997  | 1,418  | 396   | 6,811  |
| 300 Wood waste, n.e.s. ....  | 3,721  | 122,331  | 729  | 578   | 123,638  |
| 304 Waste materials, n.e.s. ....                                     | 585  | 36,514   | 6,467  | 1,629   | 44,610   |
| (993) Total .....  | 451,006  | 34,676,205   | 1,712,571  | 251,030   | 36,639,806   |

TABLEAU 1. Marchandises payantes transportées par chemin de fer au Canada - suite

Second quarter - 1974 - Deuxième trimestre

| Total freight traffic<br>--<br>Total du trafic marchandises | Total freight traffic<br>--<br>Total du trafic marchandises |            | Unloaded from railway cars in Canada<br>--<br>Déchargées du wagon au Canada | Delivered to U.S. rail<br>--<br>Remises au réseau des États-Unis | Désignation   |
|---|---|------------|---|--|---|
|   | Year-to-date  |            |   |  |   |
|   | 1974  | 1973       |   |  |   |
| 2nd quarter 1973<br>2ième trimestre                         | Total cumulatif   |            |   |  |   |
|   | tons -- tonnes  |            |   |  |   |
|   |   |            |   |  | <u>SECTION III - fin</u>  |
|   |   |            |   |  | <u>Matières brutes, non comestibles (charge complète) - fin</u>                 |
| 821,176   | 1,319,285   | 1,240,511  | 1,026,514   | 2,215  | 202 Bauxite et alumine  |
| 751,944   | 1,580,782   | 1,513,638  | 808,218   | 18,725   | 204 Minerais et concentrés de cuivre  |
| 185   | 1,217   | 1,723      | 927   | —  | 206 Mattes et précipités de cuivre  |
| 14,579,350  | 23,517,284  | 23,817,266 | 15,132,228  | 224,944  | 208 Minerais et concentrés de fer   |
| 204,084   | 400,064   | 394,674    | 147,575   | 34,687   | 210 Minerais et concentrés de plomb   |
| 6,160   | 20,744  | 11,323     | 12,623  | 17   | 212 Minerais de manganèse   |
| 706,066   | 1,864,119   | 1,377,862  | 1,057,961   | —  | 214 Minerais et concentrés de nickel-cuivre                                     |
| 360,415   | 836,781   | 845,017    | 397,912   | 42   | 216 Minerais et concentrés de nickel  |
| 48,602  | 82,258  | 92,977     | 43,506  | —  | 218 Mattes et alliages de nickel (cuivre-nickel et nickel-chrome-fer).          |
| 414   | 47  | 535        | —   | 24   | 220 Minerais et concentrés de tungstène   |
| 678,631   | 1,210,316   | 1,263,247  | 493,096   | 130,178  | 222 Minerais et concentrés de zinc  |
| 27,932  | 42,402  | 51,033     | 1,280   | 14,091   | 224 Minerais et concentrés de plomb et de zinc                                  |
| 35,862  | 65,846  | 75,322     | 37,840  | 6,584  | 226 Minerais et concentrés métalliques n.d.a.                                   |
| 536,138   | 1,115,956   | 1,048,687  | 592,952   | 61,800   | 228 Débris de fer et d'acier  |
| 49,546  | 93,054  | 97,585     | 46,480  | 8,309  | 230 Débris de métaux non ferreux, y compris les débris de métaux précieux.      |
| 77,673  | 131,411   | 103,061    | 81,969  | 5,116  | 232 Cendres, scories et autres résidus n.d.a.                                   |
| 120,295   | 236,557   | 207,060    | 84,226  | 5,130  | 236 Anthracite  |
| 3,612,568   | 6,932,956   | 7,383,211  | 3,646,217   | 5,201  | 238 Charbon bitumineux  |
| 147,022   | 278,464   | 337,189    | 67,603  | —  | 240 Lignites  |
| 7,353   | 26,374  | 12,518     | 9,202   | 39   | 242 Charbon n.d.a.  |
| 10,043  | 165,304   | 136,422    | 101,226   | —  | 244 Huiles brutes de pétrole ou de minerais bitumineux.                         |
| 7,091   | 2,933   | 3,400      | 1,650   | —  | 246 Gaz naturel et autres substances brutes bitumineuses.                       |
| 307,651   | 606,027   | 578,432    | 90,588  | 181,587  | 248 Amiante non ouvré, brut et en fibres  |
| 188,103   | 354,055   | 378,838    | 164,487   | 2,596  | 250 Argiles   |
| 4,840   | 11,406  | 8,246      | 6,317   | 149  | 252 Autres substances réfractaires brutes                                       |
| 24,385  | 63,113  | 46,066     | 40,732  | 2,011  | 254 Abrasifs naturels   |
| 494,452   | 888,001   | 916,941    | 429,880   | 37,675   | 256 Sables à usage industriel   |
| 394,183   | 401,312   | 424,097    | 389,952   | 99   | 258 Sables n.d.a.   |
| 1,200,690   | 577,218   | 1,378,765  | 456,666   | 66   | 260 Graviers  |
| 20,522  | 65,274  | 28,535     | 40,420  | 1,981  | 262 Pierres de construction   |
| 1,937   | 11,333  | 4,462      | 8,742   | 390  | 264 Silice ou silex n.d.a.  |
| 87,380  | 76,459  | 100,296    | 64,128  | 3,564  | 266 Pierres à chaux (pour l'amendement des terres)                              |
| 101,321   | 272,383   | 211,612    | 139,317   | 1,943  | 268 Pierres à chaux (usage industriel) et castines                              |
| 1,282,771   | 1,780,570   | 1,735,765  | 1,122,271   | 34,133   | 270 Pierres à chaux concassées n.d.a.   |
| 375,793   | 808,829   | 510,098    | 490,787   | 94,740   | 272 Pierres n.d.a., y compris les débris de pierres                             |
| 40,565  | 46,143  | 65,420     | 24,176  | —  | 274 Barytine  |
| 1,429,050   | 2,068,181   | 2,501,348  | 1,086,739   | 5,464  | 276 Gypse   |
| 6,551   | 21,183  | 9,301      | 6,931   | 12,839   | 278 Pyrites de fer non grillées   |
| 115,752   | 12,348  | 218,200    | 1,501   | 5,616  | 280 Néphéline syénite   |
| 611,797   | 1,360,693   | 1,138,198  | 735,754   | 91   | 282 Phosphates en roche   |
| 217,496   | 584,111   | 688,794    | 175,111   | 29,076   | 284 Sel gemme de saline   |
| 56,344  | 143,733   | 137,866    | 38,591  | 17,093   | 286 Sel n.d.a.  |
| 371,696   | 884,549   | 717,242    | 163,328   | 309,809  | 288 Soufres liquides  |
| 934,105   | 1,684,497   | 1,696,448  | 846,810   | 41,884   | 290 Soufres n.d.a.  |
| 173,017   | 182,087   | 289,888    | 101,528   | 14,587   | 292 Minéraux non métalliques bruts n.d.a.                                       |
| 20,458  | 44,958  | 40,364     | 18,142  | 3,479  | 294 Chiffons et déchets de tissus n.d.a.  |
| 60,243  | 152,414   | 115,643    | 60,359  | 15,638   | 296 Déchets de papier   |
| 8,563   | 18,482  | 19,087     | 6,959   | 934  | 298 Scories (à l'exception des scories de déphosphoration) et cendres, déchets. |
| 144,344   | 223,263   | 283,546    | 117,975   | 5,610  | 300 Déchets de bois n.d.a.  |
| 34,143  | 88,712  | 64,073     | 40,424  | 25,441   | 304 Autres déchets n.d.a.   |
| 36,511,584  | 62,675,626  | 64,501,546 | 34,869,590  | 1,628,914  | (993) Total   |

TABLE I. Revenue Freight Carried by Railways Within Canada - Continued

Second quarter - 1974 - Deuxième trimestre

| Commodity   | Loaded onto railway cars in Canada<br>Chargées sur wagon au Canada | Loaded onto railway cars in Canada<br>Chargées sur wagon au Canada | Received from U.S. rail<br>En provenance des États-Unis |   | Total freight traffic<br>Total du trafic marchandises |
|---|--|--|---|---|---|
|   |  |  | Destined to Canadian points<br>A destination du Canada  | Destined to U.S. points<br>A destination des États-Unis |   |
|   |  |  | cars -- wagons  | tons -- tonnes  |   |
| <b>SECTION IV</b>   |  |  |   |   |   |
| <b>Fabricated Materials, Inedible (C.L.)</b>  |  |  |   |   |   |
| 306 Leather and dressed furs and rubber fabricated materials.                       | 194  | 4,083  | 904   | 132   | 5,119   |
| 308 Lumber  | 48,954   | 2,121,809  | 127,090   | 28,655  | 2,277,554   |
| 310 Flooring  | 72   | 2,101  | 492   | 139   | 2,732   |
| 312 Railway ties  | 978  | 28,422   | 3,037   | 493   | 31,952  |
| 314 Shingles and shakes of wood   | 1,367  | 41,560   | 503   | 264   | 42,327  |
| 316 Sawmill products, n.e.s.  | 198  | 7,224  | 478   | 88  | 7,790   |
| 318 Veneer  | 2,044  | 100,607  | 16,863  | 2,935   | 120,405   |
| 320 Plywood   | 5,313  | 262,979  | 58,712  | 39,130  | 360,821   |
| 322 Wood building boards, n.e.s.  | 1,096  | 47,028   | 38,956  | 3,533   | 89,517  |
| 324 Millwork (woodwork)   | 167  | 4,885  | 3,267   | 6,494   | 14,646  |
| 326 Cooperage stock and box, crate and package shooks                               | 37   | 879  | 2,066   | 407   | 3,352   |
| 328 Other wood fabricated materials, n.e.s.   | 682  | 23,241   | 12,552  | 3,545   | 39,338  |
| 330 Woodpulp  | 24,233   | 1,476,234  | 31,995  | 24,437  | 1,532,666   |
| 332 Pulp, n.e.s.  | 214  | 12,163   | 2,147   | 531   | 14,841  |
| 334 Newsprint paper   | 27,003   | 1,458,215  | 12,546  | 17,185  | 1,487,946   |
| 336 Groundwood printing and specialty paper   | 1,651  | 70,458   | 62,013  | 226,780   | 359,251   |
| 338 Book paper  | -  | -  | -   | -   | -   |
| 340 Fine paper, tissue paper and sanitary paper                                     | 701  | 17,021   | 2,067   | 18,153  | 37,241  |
| 342 Wrapping paper  | 1,930  | 91,649   | 8,145   | 12,870  | 112,664   |
| 344 Paperboard, n.e.s.  | 5,387  | 211,677  | 65,591  | 38,268  | 315,538   |
| 346 Building paper  | 1,127  | 37,985   | 2,677   | 530   | 41,192  |
| 348 Building board, n.e.s.  | 1,036  | 34,671   | 12,009  | 6,199   | 52,879  |
| 350 Paper, n.e.s.   | 124  | 2,220  | 1,025   | 11,619  | 14,884  |
| 352 Batts, batting, wadding and felt  | 736  | 14,112   | 1,822   | 482   | 16,430  |
| 354 Cordage, twine and rope   | 93   | 2,991  | 2,703   | 145   | 5,839   |
| 356 Cotton broad-woven fabrics  | 82   | 1,894  | 827   | 248   | 2,969   |
| 358 Jute broad-woven fabrics  | 19   | 423  | 642   | -   | 1,065   |
| 360 Textile fabricated materials, n.e.s.  | 214  | 5,084  | 1,093   | 49  | 6,226   |
| 362 Animal oils and fats (exc. marine)  | 349  | 17,103   | 651   | 1,578   | 19,332  |
| 364 Fish and marine animal oils   | 29   | 1,107  | 41  | 325   | 1,473   |
| 366 Cottonseed oil and linseed oil  | 12   | 656  | 3,911   | 948   | 5,515   |
| 368 Soybean oil   | 126  | 6,301  | 7,594   | 375   | 14,270  |
| 370 Vegetable oils and fats, n.e.s.   | 404  | 23,968   | 6,844   | 277   | 31,089  |
| 372 Chemically modified oils, fats and waxes, and their derivatives.                | 53   | 2,029  | 2,488   | 155   | 4,672   |
| 374 Turpentine, rosin and rosin oils, spirits and acids                             | 57   | 1,940  | 5,890   | 272   | 8,102   |
| 376 Gum, wood and vegetable extracts  | 479  | 24,769   | 4,004   | 1,520   | 30,293  |
| 378 Carbon blacks   | 529  | 17,533   | 1,490   | 1,206   | 20,229  |
| 380 Chemical elements   | 1,730  | 108,028  | 11,193  | 4,978   | 124,199   |
| 382 Sulphuric acid  | 3,749  | 346,976  | 12,886  | 939   | 360,801   |
| 384 Inorganic acids and oxygen compounds of non-metals or metalloids, n.e.s.        | 1,454  | 88,016   | 3,615   | 1,887   | 93,518  |
| 386 Sodium hydroxide  | 959  | 65,107   | 3,383   | 1,351   | 69,841  |
| 388 Inorganic bases and metallic oxides, hydroxides and peroxides, n.e.s.           | 2,757  | 191,447  | 18,744  | 5,395   | 215,586   |
| 390 Sodium sulphate   | 2,388  | 207,315  | 1,022   | 329   | 208,666   |
| 392 Sodium carbonate  | 1,148  | 87,839   | 77,239  | 3,190   | 168,268   |
| 394 Metallic salts and peroxy-salts of inorganic acids, n.e.s.                      | 1,578  | 88,955   | 36,233  | 14,700  | 139,888   |
| 396 Calcium carbide   | 231  | 10,511   | 239   | 1,861   | 12,611  |
| 398 Inorganic chemicals, other, n.e.s.  | 73   | 3,698  | 855   | 5,007   | 9,560   |
| 400 Hydrocarbons and their derivatives  | 1,066  | 63,360   | 19,187  | 5,017   | 87,564  |
| 402 Alcohols and their derivatives  | 488  | 22,965   | 24,160  | 321   | 47,446  |
| 404 Phenols, ethers, aldehydes, ketones and their derivatives.                      | 561  | 31,518   | 14,521  | 3,567   | 49,606  |
| 406 Organic acids, their anhydrides, halides, peroxides, paracids, and derivatives. | 340  | 24,428   | 9,238   | 862   | 34,528  |

TABLEAU 1. Marchandises payantes transportées par chemin de fer au Canada - suite

Second quarter - 1974 - Deuxième trimestre

| Total freight traffic<br>--<br>Total du trafic<br>Marchandises | Total freight traffic<br>--<br>Total du trafic marchandises |           | Unloaded from<br>railway cars<br>in Canada<br>--<br>Déchargées<br>du wagon<br>au Canada | Delivered to<br>U.S. rail<br>--<br>Remises au<br>réseau<br>des États-Unis | Désignation  |
|--|---|-----------|---|---|--|
|  | Year-to-date  |           |   |   |  |
|  | 1974  | 1973      |   |   |  |
| 2nd quarter<br>1973  | Total cumulé  |           |   |   |  |
| 2ième trimestre  | 1974  | 1973      |   |   |  |
| tons -- tonnes   |   |           |   |   |  |
| SECTION IV   |   |           |   |   |  |
| <u>Demi-produits, non comestibles (charge complète)</u>        |   |           |   |   |  |
| 2,331  | 9,406   | 4,222     | 4,836   | 231   | 306 Quirs, fourrures apprêtées et demi-produits en caoutchouc.                                 |
| 2,379,128  | 4,245,851   | 4,584,826 | 1,039,616   | 1,229,611   | 308 Bois de construction   |
| 2,951  | 5,300   | 7,305     | 2,285   | 489   | 310 Panneaux en bois pour parquets   |
| 37,428   | 57,197  | 61,943    | 29,588  | 727   | 312 Traverses en bois pour voies ferrées   |
| 56,054   | 81,559  | 99,743    | 14,216  | 28,850  | 314 Bardeaux et aisseaux   |
| 6,236  | 14,900  | 12,458    | 4,829   | 2,500   | 316 Bois de scierie n.d.a.   |
| 162,318  | 238,726   | 325,292   | 64,600  | 25,749  | 318 Bois plaqués   |
| 256,754  | 639,216   | 472,924   | 266,157   | 50,206  | 320 Bois contre-plaqués  |
| 50,116   | 167,147   | 95,493    | 83,961  | 5,149   | 322 Planches de bois de construction n.d.a.  |
| 16,194   | 27,321  | 30,472    | 8,275   | 6,955   | 324 Bois de menuiserie   |
| 2,623  | 6,496   | 5,566     | 2,952   | 462   | 326 Ouvrages de tonnellerie, caisses et bois de layetier                                       |
| 64,997   | 65,919  | 91,156    | 25,630  | 13,658  | 328 Autre demi-produits de bois n.d.a.   |
| 1,382,475  | 3,043,939   | 2,777,886 | 800,107   | 740,897   | 330 Pâte de bois   |
| 11,245   | 29,773  | 32,163    | 7,701   | 8,012   | 332 Pulpe n.d.a.   |
| 1,525,550  | 3,020,137   | 3,102,930 | 389,941   | 1,067,202   | 334 Papier journal   |
| 340,013  | 699,165   | 658,029   | 68,222  | 288,426   | 336 Papiers mécaniques et papiers spéciaux   |
| -  | -   | -         | 206   | -   | 338 Papiers d'édition  |
| 12,425   | 73,879  | 44,942    | 15,386  | 22,074  | 340 Papiers de soie et papiers hygiéniques   |
| 102,357  | 214,804   | 188,009   | 71,079  | 43,389  | 342 Papiers d'emballage  |
| 504,883  | 612,159   | 574,437   | 249,657   | 51,797  | 344 Cartons n.d.a.   |
| 39,181   | 89,952  | 72,821    | 32,796  | 14,458  | 346 Papiers de construction  |
| 54,173   | 105,033   | 107,563   | 34,543  | 18,312  | 348 Panneaux de construction n.d.a.  |
| 7,410  | 28,574  | 12,876    | 3,009   | 11,725  | 350 Papiers n.d.a.   |
| 13,632   | 31,178  | 29,326    | 15,095  | 1,117   | 352 Bourres, ouates et feutres   |
| 15,280   | 13,683  | 17,144    | 5,439   | 670   | 354 Cordages, ficelles et cordes   |
| 1,472  | 4,984   | 3,657     | 2,608   | 515   | 356 Tissus en coton (larges)   |
| 1,691  | 2,937   | 4,095     | 933   | 169   | 358 Tissus en jute (larges)  |
| 5,419  | 13,167  | 12,375    | 5,884   | 114   | 360 Demi-produits textiles n.d.a.  |
| 17,686   | 40,611  | 37,280    | 15,005  | 4,962   | 362 Huiles et graisses animales (sauf celles des poissons et mammifères marins).               |
| 1,844  | 2,337   | 2,805     | 1,011   | 824   | 364 Huiles de poissons et de mammifères marins   |
| 4,803  | 8,970   | 8,721     | 4,645   | 948   | 366 Huiles de coton et de lin  |
| 7,863  | 28,285  | 15,316    | 13,507  | 616   | 368 Huile de soja  |
| 53,467   | 76,718  | 104,680   | 32,679  | 727   | 370 Huiles et graisses végétales n.d.a.  |
| 5,929  | 11,037  | 10,767    | 4,079   | 550   | 372 Huiles, graisses et cires chimiquement modifiées et leurs dérivés.                         |
| 8,223  | 16,392  | 15,115    | 7,686   | 374   | 374 Térébenthine, colophanes, huiles, essences et acides de résineux.                          |
| 26,052   | 55,579  | 48,848    | 21,529  | 10,520  | 376 Extraits de gomme, de bois et extraits végétaux  |
| 22,463   | 42,934  | 44,619    | 16,318  | 3,611   | 378 Noirs de carbone   |
| 124,598  | 249,250   | 242,231   | 116,381   | 19,980  | 380 Éléments chimiques   |
| 323,612  | 726,461   | 638,097   | 310,660   | 36,939  | 382 Acide sulfurique   |
| 84,844   | 184,012   | 168,063   | 52,264  | 36,985  | 384 Acides inorganiques et composés oxygénés des métalloïdes n.d.a.                            |
| 89,099   | 145,155   | 167,923   | 79,598  | 2,486   | 386 Hydroxyde de sodium  |
| 191,270  | 407,865   | 351,649   | 186,994   | 22,572  | 388 Bases, inorganiques, oxydes, hydroxydes et peroxydes métalliques n.d.a.                    |
| 155,069  | 401,586   | 300,887   | 157,967   | 50,104  | 390 Sulfates de sodium   |
| 178,285  | 320,232   | 328,511   | 175,175   | 3,952   | 392 Carbonates de sodium   |
| 139,507  | 276,776   | 253,772   | 117,998   | 26,818  | 394 Sels et persels métalliques des acides inorganiques n.d.a.                                 |
| 15,920   | 30,933  | 29,846    | 5,643   | 1,886   | 396 Carbures de calcium  |
| 10,551   | 24,872  | 22,498    | 2,899   | 6,506   | 398 Autres éléments inorganiques n.d.a.  |
| 81,970   | 170,355   | 165,690   | 74,849  | 11,284  | 400 Hydrocarbures et leurs dérivés   |
| 50,749   | 97,232  | 106,101   | 43,140  | 5,476   | 402 Alcools et leurs dérivés   |
| 47,771   | 108,736   | 95,555    | 38,882  | 8,923   | 404 Phénols, éthers, aldéhydes, cétones et leurs dérivés                                       |
| 38,002   | 68,324  | 72,599    | 31,576  | 4,501   | 406 Acides organiques et leurs anhydrides, halogénures, peroxydes, peracides et leurs dérivés. |

TABLE 1. Revenue Freight Carried by Railways Within Canada - Continued  
Second quarter - 1974 - Deuxième trimestre

| Commodity  | Loaded onto railway cars in Canada<br>Chargées sur wagon au Canada | Loaded onto railway cars in Canada<br>Chargées sur wagon au Canada | Received from U.S. rail                                |   | Total freight traffic<br>Total du trafic marchandises |
|--|--|--|--|---|---|
|  |  |  | En provenance des États-Unis                           |   |   |
|  |  |  | Destined to Canadian points<br>A destination du Canada | Destined to U.S. points<br>A destination des États-Unis | 2nd quarter<br>2ième trimestre                        |
|  | cars -- wagons   |  | tons -- tonnes   |   |   |
| <u>SECTION IV - Continued</u>                                    |  |  |  |   |   |
| <u>Fabricated materials, inedible (C.L.) - Continued</u>         |  |  |  |   |   |
| 408 Nitrogen - function compounds .....                          | 303  | 12,688   | 6,098  | 1,587   | 20,473  |
| 410 Organic chemicals, n.e.s. ....                               | 104  | 5,947  | 7,025  | 849   | 13,821  |
| 412 Explosives, fuses and caps .....                             | 557  | 19,731   | 1,525  | 225   | 21,481  |
| 414 Ammonium phosphates .....                                    | 1,622  | 121,544  | 1,576  | 980   | 124,100   |
| 416 Muriate of potassium (potash) .....                          | 30,963   | 2,897,387  | 1,976  | 634   | 2,899,997   |
| 418 Fertilizers and fertilizer materials, n.e.s. ....            | 7,929  | 537,727  | 41,391   | 6,953   | 586,071   |
| 420 Agricultural chemicals, formulated .....                     | 86   | 3,583  | 4,750  | 859   | 9,192   |
| 422 Adhesives .....  | 173  | 8,871  | 1,498  | 1,114   | 11,483  |
| 424 Synthetic rubber .....                                       | 562  | 28,117   | 14,736   | 1,883   | 44,736  |
| 426 Plastic materials, not shaped and basic shapes<br>and forms. | 2,041  | 49,364   | 42,339   | 21,596  | 113,299   |
| 428 Pigments, lakes and toners .....                             | 229  | 9,490  | 1,609  | 900   | 11,999  |
| 430 Paints and related products .....                            | 258  | 7,988  | 381  | 515   | 8,884   |
| 432 Chemical specialties, industrial, n.e.s. ....                | 2,101  | 91,200   | 69,610   | 32,594  | 193,404   |
| 434 Gasoline .....   | 9,257  | 551,761  | 9,509  | 484   | 561,754   |
| 436 Aviation turbine fuel .....                                  | 308  | 18,565   | -  | -   | 18,565  |
| 438 Diesel fuel .....  | 15,056   | 885,830  | 505  | 149   | 886,484   |
| 440 Kerosene .....   | 38   | 2,522  | -  | 294   | 2,816   |
| 442 Fuel oil, n.e.s. ....  | 5,194  | 233,980  | 9,174  | 9,113   | 252,067   |
| 444 Lubricating oils and greases .....                           | 2,474  | 96,588   | 20,494   | 5,538   | 122,620   |
| 446 Petroleum coke .....   | 5  | 300  | 99,858   | 4,298   | 104,153   |
| 448 Coke, n.e.s. ....  | 5,621  | 286,523  | 80,295   | 33,081  | 399,899   |
| 450 Refined and manufactured gases, fuel type (L.P.G.)..         | 12,411   | 840,384  | 15,400   | 25,936  | 881,720   |
| 452 Asphalts and road oils .....                                 | 1,270  | 87,979   | 1,318  | 485   | 89,781  |
| 454 Other petroleum and coal products .....                      | 3,373  | 187,693  | 16,403   | 6,773   | 210,869   |
| 456 Ferro-alloys .....   | 605  | 37,051   | 13,085   | 1,340   | 51,476  |
| 458 Pig iron .....   | 607  | 49,641   | 5,989  | 5,959   | 61,589  |
| 460 Ingots, blooms, billets and slabs, iron and steel ..         | 2,013  | 143,399  | 12,870   | 4,712   | 160,981   |
| 461 Primary iron and steel, n.e.s. ....                          | 533  | 17,828   | 16,914   | 1,713   | 36,455  |
| 462 Castings and forgings, iron or steel .....                   | 817  | 40,616   | 26,816   | 21,154  | 88,586  |
| 464 Bars and rods, steel .....                                   | 4,109  | 258,089  | 116,024  | 20,908  | 395,021   |
| 466 Plates, steel, fabricated .....                              | 2,086  | 140,756  | 48,279   | 501   | 189,536   |
| 468 Sheet and strip, steel .....                                 | 5,197  | 344,589  | 58,969   | 48,897  | 452,455   |
| 470 Structural shapes and sheet piling, iron or steel ..         | 2,099  | 121,318  | 47,215   | 10,620  | 179,153   |
| 472 Rails and railway track materials .....                      | 920  | 52,514   | 2,644  | 743   | 55,901  |
| 474 Pipes and tubes, iron and steel .....                        | 4,187  | 174,461  | 22,049   | 2,798   | 199,308   |
| 476 Wire, iron or steel .....                                    | 492  | 18,369   | 1,433  | 673   | 20,475  |
| 478 Aluminum paste, powder, pigs, ingots and shot .....          | 695  | 44,488   | 596  | 3,570   | 48,654  |
| 480 Aluminum and aluminum alloy fabricated material,<br>n.e.s.   | 786  | 31,599   | 31,647   | 7,372   | 70,618  |
| 482 Copper and alloys in primary forms .....                     | 2,455  | 144,435  | 5,951  | 6,677   | 157,063   |
| 484 Copper and alloys, n.e.s. ....                               | 911  | 29,647   | 1,515  | 2,621   | 33,783  |
| 486 Lead and alloys .....  | 801  | 51,028   | 868  | 245   | 52,141  |
| 488 Nickel and alloys .....                                      | 540  | 31,124   | 429  | -   | 31,553  |
| 490 Tin and alloys .....   | -  | -  | 22   | 60  | 82  |
| 492 Zinc and alloys .....  | 2,173  | 133,503  | 666  | 1,851   | 136,020   |
| 494 Other non-ferrous base metals and alloys .....               | 77   | 2,161  | 2,839  | 44  | 5,044   |
| 496 Tanks .....  | 291  | 7,012  | 388  | 180   | 7,580   |
| 498 Bolts, nuts, nails, screws and basic hardware .....          | 482  | 13,251   | 1,731  | 62  | 15,044  |
| 500 Metal fabricated basic products, n.e.s. ....                 | 880  | 26,529   | 6,999  | 4,985   | 38,513  |
| 502 Natural stone basic products, chiefly structural ...         | 1,217  | 88,599   | 16,991   | 488   | 106,078   |
| 504 Bricks and tiles, clay .....                                 | 474  | 23,800   | 7,440  | 4,330   | 35,570  |
| 506 Fire brick and similar shapes .....                          | 584  | 31,165   | 45,076   | 1,825   | 78,066  |
| 508 Dolomite and magnesite, calcined .....                       | 119  | 7,717  | 11,016   | 697   | 19,430  |
| 510 Refractories, n.e.s. ....                                    | 189  | 8,352  | 6,057  | 1,817   | 16,226  |
| 512 Glass basic products .....                                   | 747  | 24,971   | 25,538   | 2,080   | 52,589  |
| 514 Asbestos and asbestos-cement basic products .....            | 175  | 3,671  | 581  | 687   | 4,939   |

TABLEAU 1. Marchandises Payantes transportées par chemin de fer au Canada - suite

Second quarter - 1974 - Deuxième trimestre

| Total freight traffic<br>- -<br>Total du trafic<br>marchandises | Total freight traffic<br>- -<br>Total du trafic marchandises |           | Unloaded from<br>railway cars<br>in Canada<br>- -<br>deschargées<br>du wagon<br>au Canada | Delivered to<br>U.S. rail<br>- -<br>Remises au<br>réseau<br>des États-Unis | Désignation  |
|---|--|-----------|---|--|--|
|   | Year-to-date   |           |   |  |  |
|   | 1974   | 1973      |   |  |  |
| 2nd quarter<br>1973<br>2ième trimestre                          | Total cumulatif  |           |   |  |  |
|   | tons -- tonnes   |           |   |  |  |
| SECTION IV - suite  |  |           |   |  |  |
| Demi-produits, non comestibles (charge complète) - suite        |  |           |   |  |  |
| 11,909  | 39,007   | 21,693    | 17,959  | 2,484  | 408 Composés à fonctions azotées   |
| 9,716   | 22,891   | 20,068    | 12,576  | 1,801  | 410 Composés organiques n.d.a.   |
| 17,416  | 36,170   | 38,060    | 17,959  | 1,270  | 412 Explosifs, fuées et amorces  |
| 84,749  | 243,891  | 169,871   | 83,438  | 41,112   | 414 Phosphates d'ammonium  |
| 2,215,830   | 5,579,241  | 4,344,345 | 1,192,718   | 1,733,889  | 416 Chlorure (muriate) de potassium  |
| 755,710   | 1,190,178  | 1,491,905 | 370,820   | 227,864  | 418 Engrais n.d.a.   |
| 9,047   | 18,412   | 16,071    | 7,479   | 1,240  | 420 Demi-produits chimiques (pour l'amendement des terres)                   |
| 7,724   | 21,076   | 16,363    | 9,123   | 1,885  | 422 Adhésifs   |
| 27,248  | 90,203   | 62,848    | 36,511  | 7,460  | 424 Caoutchouc synthétique   |
| 110,367   | 214,911  | 215,446   | 86,753  | 25,023   | 426 Matières plastiques non moulées, moulages et formes de base.             |
| 11,050  | 21,273   | 17,871    | 10,407  | 1,250  | 428 Pigments, laques et colorants  |
| 10,846  | 17,619   | 31,888    | 9,319   | 638  | 430 Peintures et produits similaires   |
| 146,978   | 347,839  | 277,989   | 163,677   | 35,384   | 432 Demi-produits chimiques (pour l'industrie) n.d.a.                        |
| 631,339   | 1,082,550  | 1,150,355 | 566,402   | 3,938  | 434 Essence  |
| 29,430  | 33,231   | 47,863    | 18,718  | -  | 436 Combustibles pour turbines d'avion (carburacteur)                        |
| 842,938   | 2,221,871  | 2,169,216 | 852,896   | 1,644  | 438 Carburant diesel   |
| 2,259   | 14,845   | 7,267     | 3,051   | 294  | 440 Kérosène   |
| 56,783  | 498,097  | 506,716   | 287,851   | 9,808  | 442 Mazout n.d.a.  |
| 124,532   | 260,611  | 241,972   | 115,302   | 7,119  | 444 Huiles et graisses de lubrification                                      |
| 76,330  | 198,400  | 142,279   | 97,048  | 4,298  | 446 Coke de pétrole  |
| 361,865   | 738,309  | 685,110   | 339,185   | 62,762   | 448 Coke n.d.a.  |
| 435,529   | 1,921,084  | 2,129,493 | 584,571   | 287,457  | 450 Gaz raffinés (combustible)   |
| 123,600   | 106,488  | 131,630   | 89,379  | 485  | 452 Asphalte et huiles pour les routes                                       |
| 156,968   | 356,070  | 273,535   | 173,591   | 22,637   | 454 Autres produits du pétrole et du charbon                                 |
| 53,761  | 122,277  | 99,405    | 42,650  | 7,804  | 456 Ferro-alliages   |
| 44,811  | 135,573  | 103,580   | 36,947  | 22,004   | 458 Fonte brute  |
| 182,286   | 324,327  | 409,721   | 152,963   | 9,251  | 460 Lingots, blooms, billettes et brames de fer et d'acier                   |
| 14,510  | 71,173   | 25,460    | 30,216  | 7,608  | 461 Acier et fer primaires, n.d.a.   |
| 84,940  | 175,386  | 170,867   | 57,698  | 29,642   | 462 Moulages et pièces de forge de fer ou d'acier                            |
| 248,858   | 722,272  | 492,733   | 346,190   | 35,524   | 464 Barres et tiges d'acier  |
| 120,861   | 340,438  | 240,647   | 186,208   | 6,441  | 466 Tôles fortes d'acier   |
| 430,598   | 896,612  | 948,359   | 405,307   | 63,166   | 468 Tôles et feuillards d'acier  |
| 133,901   | 367,595  | 257,306   | 165,936   | 11,414   | 470 Profilés et plaques en fer et en acier                                   |
| 65,820  | 97,069   | 111,347   | 63,343  | 3,432  | 472 Éléments de voies ferrées  |
| 197,602   | 387,579  | 424,543   | 162,741   | 30,458   | 474 Tuyaux et tubes en fer et en acier                                       |
| 16,047  | 33,969   | 28,024    | 18,636  | 1,545  | 476 Fils de fer ou d'acier   |
| 46,811  | 92,305   | 98,052    | 27,541  | 3,570  | 478 Pâtes, poudres, gueuses, lingots et grenaille d'aluminium.               |
| 91,118  | 141,491  | 180,354   | 73,507  | 122,832  | 480 Demi-produits à base d'aluminium et d'alliages d'aluminium n.d.a.        |
| 121,610   | 320,068  | 254,593   | 122,339   | 34,461   | 482 Cuivre et alliages de cuivre de premier affinage                         |
| 24,612  | 71,989   | 44,380    | 25,926  | 11,482   | 484 Cuivre et alliages de cuivre n.d.a.                                      |
| 55,166  | 107,172  | 105,668   | 37,990  | 13,235   | 486 Plomb et alliages  |
| 30,105  | 54,995   | 50,172    | 28,705  | 3,559  | 488 Nickel et alliages   |
| 96  | 127  | 231       | 22  | 60   | 490 Etain et alliages  |
| 142,087   | 287,326  | 287,305   | 67,486  | 70,677   | 492 Zinc et alliages   |
| 4,455   | 9,143  | 8,328     | 6,082   | 115  | 494 Autres métaux communs non ferreux et alliages                            |
| 6,757   | 13,617   | 12,661    | 6,433   | 1,509  | 496 Réservoirs   |
| 15,276  | 33,456   | 26,378    | 12,849  | 3,130  | 498 Boulons, écrous, clous, vis et autres articles communs de quincaillerie. |
| 30,184  | 70,985   | 59,140    | 30,643  | 9,123  | 500 Demi-produits métalliques communs n.d.a.                                 |
| 50,580  | 163,376  | 94,729    | 104,314   | 550  | 502 Demi-produits en pierre naturelle communs (surtout de construction).     |
| 29,641  | 58,028   | 48,660    | 27,613  | 7,533  | 504 Briques et tuiles, argile  |
| 49,604  | 137,451  | 104,779   | 62,853  | 9,434  | 506 Briques réfractaires et produits similaires                              |
| 21,242  | 37,783   | 49,581    | 15,889  | 2,844  | 508 Dolomie et magnésite calcinées   |
| 21,361  | 32,723   | 33,556    | 13,111  | 2,558  | 510 Matières réfractaires n.d.a.   |
| 39,852  | 102,471  | 78,619    | 44,194  | 5,770  | 512 Principaux demi-produits en verre communs                                |
| 5,281   | 9,593  | 10,148    | 6,229   | 27,609   | 514 Demi-produits en amiante et en amiante-ciment communs.                   |

TABLE 1. Revenue Freight Carried by Railways Within Canada - Continued

Second quarter - 1974 - Deuxième trimestre\*

| Commodity  | Loaded onto railway cars in Canada<br>- -<br>Chargées sur wagon au Canada | Loaded onto railway cars in Canada<br>- -<br>Chargées sur wagon au Canada | Received from U.S. rail      |                | Total freight traffic<br>- -<br>Total du trafic marchandises  |
|--|---|---|------------------------------|----------------|---|
|  |   |   | En provenance des États-Unis |                |   |
|  |   |   | cars -- wagons               | tons -- tonnes | Destined to Canadian points<br>- -<br>A destination du Canada |
| <u>SECTION IV - Concluded</u>  |   |   |                              |                |   |
| <u>Fabricated materials, inedible (C.L.) - Concluded</u>   |   |   |                              |                |   |
| 516 Portland cement, standard .....  | 5,713   | 481,026   | 19,714                       | 1,864          | 502,604   |
| 518 Concrete pipe .....  | 479   | 14,754  | 2,125                        | 200            | 17,079  |
| 520 Cement and concrete basic products, n.e.s. ....  | 1,504   | 103,704   | 1,557                        | 410            | 105,671   |
| 522 Plaster .....  | 222   | 7,929   | 3,572                        | 1,257          | 12,758  |
| 524 Gypsum wallboard and sheathing .....   | 398   | 13,981  | 7,834                        | 1,033          | 22,848  |
| 526 Gypsum basic products, n.e.s. ....   | 1   | 15  | 234                          | -              | 249   |
| 528 Lime, hydrated and quick .....   | 2,520   | 182,053   | 2,587                        | 3,511          | 188,151   |
| 530 Non-metallic mineral basic products, n.e.s. ....   | 4,996   | 162,306   | 37,654                       | 1,408          | 201,368   |
| 532 Bituminous pressed or molded fabricated materials ..   | 28  | 510   | 313                          | 66             | 889   |
| 534 Miscellaneous fabricated materials .....   | 504   | 15,818  | 1,565                        | 132            | 17,515  |
| (994) Total .....  | 301,773   | 17,586,725  | 1,800,912                    | 825,801        | 20,213,438  |
| <u>SECTION V</u>   |   |   |                              |                |   |
| <u>End products, inedible (C.L.)</u>   |   |   |                              |                |   |
| 536 Power boilers .....  | 310   | 9,536   | 1,389                        | 1,311          | 12,236  |
| 538 Engines and turbines, general purpose .....  | 91  | 2,034   | 9,789                        | 458            | 12,281  |
| 539 Electric generators and motors .....   | 105   | 2,571   | 271                          | 164            | 3,006   |
| 540 General purpose industrial machinery, n.e.s. ....  | 1,591   | 43,753  | 7,637                        | 2,869          | 54,256  |
| 542 Conveying, elevating and materials handling equipment.   | 817   | 16,773  | 11,329                       | 7,251          | 35,353  |
| 544 Construction and maintenance machinery and equipment.  | 1,234   | 32,580  | 5,080                        | 68             | 37,728  |
| 546 Special industry machinery, n.e.s. ....  | 708   | 24,281  | 17,853                       | 1,634          | 43,768  |
| 548 Agricultural machinery and equipment .....   | 3,947   | 61,162  | 24,935                       | 1,420          | 87,517  |
| 550 Tractors .....   | 1,478   | 25,711  | 19,290                       | 749            | 45,750  |
| 552 Railway rolling stock .....  | 1,133   | 39,445  | 9,427                        | 438            | 49,310  |
| 554 Passenger automobiles and chassis .....  | 16,661  | 341,494   | 106,207                      | 43,817         | 491,518   |
| 556 Motor vehicle engines, accessories, parts and assemblies.  | 11,451  | 293,384   | 450,151                      | 126,539        | 870,074   |
| 558 Road motor vehicle, n.e.s. ....  | 7,241   | 131,900   | 65,254                       | 6,486          | 203,640   |
| 560 Ships and boats, aircraft and miscellaneous vehicles, n.e.s. (incl. parts and accessories).                | 407   | 5,469   | 4,107                        | 614            | 10,190  |
| 562 Rubber tires and tubes .....   | 1,704   | 30,492  | 12,612                       | 6,405          | 49,509  |
| 564 Communication and related equipment .....  | 404   | 3,759   | 3,335                        | 118            | 7,212   |
| 566 Heating equipment .....  | 689   | 10,433  | 1,554                        | 214            | 12,201  |
| 568 Air-conditioning and refrigeration equipment .....   | 1,807   | 23,626  | 5,671                        | 2,317          | 31,614  |
| 570 Plumbing equipment and fittings .....  | 631   | 9,400   | 391                          | 104            | 9,895   |
| 572 Electric lighting, distribution and control equipment, n.e.s. ....   | 316   | 8,793   | 313                          | 555            | 9,661   |
| 574 Furniture and fixtures .....   | 2,216   | 30,252  | 20,740                       | 11,858         | 62,850  |
| 576 Electric appliances and accessories .....  | 2,261   | 34,965  | 16,760                       | 1,476          | 53,201  |
| 577 Other equipment .....  | 481   | 9,660   | 1,611                        | 588            | 11,859  |
| 578 Facial tissues and paper handkerchiefs .....   | 519   | 6,801   | 911                          | 3,380          | 11,092  |
| 579 Apparel and accessories, n.e.s. ....   | 88  | 1,340   | 1,825                        | 278            | 3,443   |
| 580 Toiletries, cleaning preparations and household chemical specialties.                                      | 1,890   | 60,385  | 9,139                        | 7,729          | 77,253  |
| 582 Paper napkins, towels and toilet paper .....   | 1,267   | 19,958  | 6,659                        | 34,365         | 60,982  |
| 584 Tableware, paper .....   | 499   | 9,081   | 1,906                        | 15,699         | 26,686  |
| 586 Kitchen utensils, cutlery and tableware, n.e.s. (exc. silverware).   | 93  | 1,575   | 398                          | 1,447          | 3,420   |
| 588 Household and personal equipment, n.e.s. ....  | 1,160   | 21,793  | 5,147                        | 5,148          | 32,088  |
| 590 Medicinal and pharmaceutical products and supplies, including ophthalmic goods and orthopaedic appliances. | 243   | 4,710   | 8,653                        | 2,995          | 16,358  |
| 592 Printed matter .....   | 238   | 5,897   | 3,838                        | 957            | 10,692  |
| 594 Stationers' supplies, photographic goods, musical instruments and recreational supplies.                   | 1,999   | 56,373  | 9,772                        | 7,198          | 73,343  |



TABLEAU 1. Marchandises payantes transportées par chemin de fer au Canada - suite

Second quarter - 1974 - Deuxième trimestre

| Total freight traffic<br>--<br>Total du trafic marchandises | Total freight traffic<br>--<br>Total du trafic marchandises |            | Unloaded from railway cars in Canada<br>--<br>Déchargées du wagon au Canada | Delivered to U.S. rail<br>--<br>Remises au réseau des États-Unis | Désignation  |
|---|---|------------|---|--|--|
|   | Year-to-date<br>--<br>Total cumulatif                       |            |   |  |  |
|   | 1974  | 1973       |   |  |  |
| 2nd quarter 1973<br>2ème trimestre                          | tons -- tonnes  |            |   |  |  |
|   |   |            |   |  | SECTION IV - fin   |
|   |   |            |   |  | <u>Demi-produits, non comestibles (charge complète) - fin</u>  |
| 499,530   | 870,643   | 815,252    | 440,977   | 91,186   | 516 Ciment Portland ordinaire  |
| 22,212  | 39,636  | 36,026     | 16,586  | 230  | 518 Tuyaux en béton  |
| 84,789  | 157,171   | 136,265    | 106,388   | 805  | 520 Demi-produits en ciment et en béton communs n.d.a.   |
| 22,195  | 24,889  | 35,196     | 11,198  | 1,297  | 522 Plâtre   |
| 33,684  | 57,103  | 53,182     | 24,063  | 1,068  | 524 Panneaux et revêtements en gypse   |
| 543   | 1,243   | 907        | 320   | -  | 526 Principaux produits en gypse n.d.a.  |
| 195,741   | 373,312   | 399,493    | 136,464   | 48,299   | 528 Chaux ordinaire (éteinte et vive)  |
| 153,440   | 352,811   | 288,191    | 101,116   | 100,830  | 530 Demi-produits minéraux non métalliques communs n.d.a.  |
| 1,043   | 1,525   | 1,766      | 902   | 66   | 532 Demi-produits bitumineux pressés ou moulés   |
| 12,005  | 34,051  | 24,600     | 17,741  | 344  | 534 Divers demi-produits   |
| 18,911,091  | 39,642,054  | 37,521,264 | 13,145,085  | 7,179,215  | (994) Total  |
|   |   |            |   |  | SECTION V  |
|   |   |            |   |  | <u>Produits finis, non comestibles (charge complète)</u>   |
| 3,401   | 23,815  | 16,289     | 10,183  | 1,701  | 536 Chaudières   |
| 10,685  | 25,807  | 19,981     | 10,646  | 1,427  | 538 Machines et turbines   |
| 4,650   | 6,195   | 9,512      | 2,570   | 275  | 539 Générateurs et moteurs électriques   |
| 31,659  | 86,920  | 62,372     | 45,594  | 9,373  | 540 Outillage industriel d'utilisation générale n.d.a.   |
| 36,397  | 62,872  | 65,271     | 23,246  | 11,283   | 542 Machines et appareils de levage et de manutention et convoyeurs.                                 |
| 42,517  | 66,657  | 71,180     | 35,280  | 2,246  | 544 Machines et outillage de construction et d'entretien   |
| 71,191  | 83,716  | 101,921    | 41,224  | 5,528  | 546 Machines industrielles spéciales n.d.a.  |
| 78,767  | 152,689   | 142,587    | 51,076  | 36,778   | 548 Machines et outillages agricoles   |
| 36,333  | 77,992  | 63,249     | 42,464  | 2,608  | 550 Tracteurs  |
| 41,932  | 87,046  | 79,801     | 42,130  | 4,680  | 552 Matériel ferroviaire roulant   |
| 582,975   | 964,071   | 1,075,700  | 330,231   | 144,678  | 554 Voitures automobiles et châssis  |
| 988,664   | 1,680,157   | 1,913,791  | 548,181   | 307,159  | 556 Moteurs, accessoires et organes de véhicules automobiles.  |
| 175,493   | 362,889   | 350,617    | 161,585   | 41,238   | 558 Véhicules routiers à moteur n.d.a.   |
| 7,895   | 19,603  | 13,906     | 8,119   | 2,386  | 560 Bateaux, aéronefs et véhicules divers n.d.a. (y compris accessoires).                            |
| 50,223  | 109,188   | 96,483     | 38,618  | 7,711  | 562 Pneus et chambres à air en caoutchouc  |
| 4,484   | 13,421  | 7,619      | 6,958   | 397  | 564 Matériel de communications et matériel connexe   |
| 10,705  | 22,633  | 19,533     | 11,364  | 399  | 566 Matériel de chauffage  |
| 23,460  | 61,280  | 47,532     | 29,072  | 2,833  | 568 Matériel de conditionnement de l'air et de réfrigération.  |
| 6,479   | 20,180  | 12,745     | 9,194   | 177  | 570 Tuyaux et garnitures   |
| 10,193  | 20,211  | 19,360     | 8,653   | 1,846  | 572 Matériel de distribution et de commande d'éclairage électrique n.d.a.                            |
| 44,439  | 118,775   | 87,795     | 46,613  | 16,311   | 574 Meubles et agencements fixes   |
| 43,177  | 97,753  | 81,355     | 49,353  | 1,913  | 576 Appareils électriques et accessoires   |
| 7,357   | 21,377  | 13,937     | 11,381  | 1,260  | 577 Autres appareils   |
| 12,277  | 23,510  | 24,054     | 7,222   | 3,447  | 578 Serviettes à démaquiller et mouchoirs en papier  |
| 1,082   | 6,793   | 2,400      | 3,047   | 468  | 579 Ornaments et accessoires n.d.a.  |
| 71,844  | 154,818   | 139,847    | 63,400  | 7,866  | 580 Produits de nettoyage (pour toilettes, vaisselle, etc.).   |
| 56,531  | 124,633   | 122,673    | 22,098  | 38,228   | 582 Napperons et serviettes en papier et papier de toilette.   |
| 25,948  | 48,260  | 45,959     | 5,053   | 21,728   | 584 Articles de table en papier  |
| 4,245   | 6,148   | 8,502      | 1,834   | 1,650  | 586 Ustensiles de cuisine, services de table et coutellerie n.d.a. (à l'exclusion de l'argenterie).  |
| 31,110  | 62,708  | 60,711     | 24,724  | 6,390  | 588 Articles de ménage n.d.a.  |
| 10,252  | 33,525  | 18,832     | 14,212  | 3,151  | 590 Produits médicaux et pharmaceutiques, y compris produits optalmiques et appareils orthopédiques. |
| 10,571  | 22,364  | 23,535     | 9,522   | 1,097  | 592 Imprimés   |
| 63,957  | 140,489   | 179,293    | 64,517  | 10,368   | 594 Articles de papeterie et photographiques, instruments de musique et articles d'amusement.        |

TABLE 1. Revenue Freight Carried by Railways Within Canada -- Concluded  
 Second quarter - 1974 - Deuxième trimestre

| Commodity   | Loaded onto railway cars in Canada<br>--<br>Chargées sur wagon au Canada | Loaded onto railway cars in Canada<br>--<br>Chargées sur wagon au Canada | Received from U.S. rail                                      |   | Total Freight Traffic<br>--<br>Total du trafic marchandises |
|---|--|--|--|---|---|
|   |  |  | En provenance  | des États-Unis  |   |
|   |  |  | Destined to Canadian points<br>--<br>A destination du Canada | Destined to U.S. points<br>--<br>A destination des États-Unis | 2nd quarter 1974  |
|   | cars -- wagons   |  | tons -- tonnes   |   | 2ième trimestre   |
| <u>SECTION V - Concluded</u>  |  |  |  |   |   |
| <u>End Products, Inedible (C.L.) - Concluded</u>  |  |  |  |   |   |
| 596 Firearms, weapons and ammunition .....  | 196  | 5,856  | 1,630  | 448   | 7,934   |
| 598 Prefabricated buildings and structures .....  | 906  | 15,193   | 363  | 312   | 15,868  |
| 600 Miscellaneous products, n.e.s. ....   | 772  | 6,751  | 1,292  | 151,559   | 159,602   |
| 602 Metal containers .....  | 2,712  | 40,841   | 2,056  | 904   | 43,801  |
| 604 Glass containers .....  | 502  | 11,378   | 3,703  | 3,619   | 18,700  |
| 606 Bags, paper .....   | 354  | 9,938  | 1,417  | 1,374   | 12,729  |
| 608 Other paper containers .....  | 781  | 12,089   | 4,338  | 3,607   | 20,034  |
| 610 Wooden containers .....   | 327  | 5,842  | 9,295  | 96  | 15,233  |
| 612 Shipping and distribution containers and closures, n.e.s. (not C.O.F.C.) .....        | 2,026  | 26,383   | 4,069  | 1,794   | 32,246  |
| 614 Containers and closures, n.e.s. (not C.O.F.C.) .....                                  | 11   | 237  | 7  | --  | 244   |
| 616 Paper end products .....  | 822  | 28,698   | 1,917  | 257   | 30,872  |
| 618 Plastic end products .....  | 617  | 7,049  | 2,323  | 945   | 10,317  |
| 620 Remaining end products .....  | 389  | 7,315  | 12,535   | 1,408   | 21,258  |
| (995) Total .....   | 75,994   | 1,556,956  | 888,899  | 462,972   | 2,908,827   |
| <u>SECTION VI</u>   |  |  |  |   |   |
| <u>Special types of Traffic (C.L.)</u>  |  |  |  |   |   |
| 622 Shipping containers returned empty (not C.O.F.C.) .....                               | 4,698  | 89,805   | 9,606  | 3,709   | 100,118   |
| 624 Mixed carload freight, n.e.s. ....  | 13,378   | 288,972  | 111,612  | 26,926  | 427,510   |
| 626 Freight forwarder and shipper association traffic .....                               | 28,088   | 561,582  | 30,533   | 2,474   | 594,589   |
| 628 Piggyback (T.O.F.C.) motor common carrier <u>trailers</u> (Plans I & V)(1) .....      | 38,873   | 787,353  | 8,736  | 1,859   | 797,948   |
| 630 Piggyback (C.O.F.C.) motor common carrier <u>containers</u> (Plans I & V)(1) .....    | 24,551   | 617,850  | -- 8,066   | 170   | 609,954   |
| 632 Piggyback (T.O.F.C.) other <u>trailers</u> (Plans III, IV and open tariff)(1) .....   | 485  | 10,501   | 2,320  | 357   | 13,178  |
| 634 Piggyback (C.O.F.C.) other <u>containers</u> (Plans III, IV and open tariff)(1) ..... | --   | --   | --   | --  | --  |
| (996) Total .....   | 110,073  | 2,356,063  | 154,741  | 35,495  | 2,546,299   |
| (997) Grand total, carload traffic .....  | 1,092,250  | 64,573,991   | 5,356,585  | 2,168,083   | 72,098,659  |
| <u>SECTION VII</u>  |  |  |  |   |   |
| <u>Non-Carload Freight</u>  |  |  |  |   |   |
| 640 Non-Carload Shipments (L.C.L., express etc.) .....                                    | ...  | 628,096  | 14,657   | 1,512   | 644,265   |
| (998) Grand Total, carload and non-carload traffic .....                                  | ...  | 65,202,087   | 5,371,242  | 2,169,595   | 72,742,924  |

(1) Excludes railway-owned (Plan II) trailers and containers for which data included under appropriate commodities according to trailer or container contents

TABLEAU 1. Marchandises payantes transportées par chemin de fer au Canada - fin  
Second quarter - 1974 - Deuxième trimestre

| Total freight traffic<br>--<br>Total du trafic<br>marchandises | Total freight traffic<br>--<br>Total du trafic marchandises |             | Unloaded from<br>railway cars<br>in Canada<br>--<br>Déchargées<br>du wagon<br>au Canada | Delivered to<br>U.S. rail<br>--<br>Remises au<br>réseau<br>des États-Unis | Designation   |
|--|---|-------------|---|---|---|
|  | Year-to-date<br>--<br>Total cumulatif                       |             |   |   |   |
| 2nd quarter<br>1973<br>2ième trimestre                         | 1974  | 1973        |   |   |   |
| tons -- tonnes   |   |             |   |   |   |
| <u>SECTION V - fin</u>   |   |             |   |   |   |
| <u>Produits finis, non comestibles (charge complète) - fin</u> |   |             |   |   |   |
| 8,053  | 16,974  | 13,326      | 7,569   | 647   | 596 Armes à feu, armes et munitions   |
| 11,215   | 26,929  | 17,201      | 14,821  | 781   | 598 Bâtiments et ouvrages préfabriqués  |
| 140,678  | 324,654   | 261,593     | 8,048   | 151,645   | 600 Divers produits n.d.a.  |
| 40,609   | 85,058  | 84,302      | 38,224  | 2,422   | 602 Conteneurs métalliques  |
| 17,150   | 35,999  | 26,840      | 14,655  | 3,825   | 604 Conteneurs en verre   |
| 12,656   | 23,067  | 23,239      | 9,645   | 2,639   | 606 Sacs en papier  |
| 17,794   | 38,634  | 34,671      | 15,499  | 4,260   | 608 Autres conteneurs en papier   |
| 8,590  | 27,086  | 17,490      | 14,827  | 384   | 610 Conteneurs en bois  |
| 34,923   | 64,118  | 66,688      | 27,979  | 3,825   | 612 Conteneurs et autres emballages et caisses pour les expéditions n.d.a. (autres que rail-route). |
| 379  | 478   | 554         | 243   | -   | 614 Conteneurs et caisses n.d.a. (autres que rail-route)  |
| 18,057   | 54,225  | 34,439      | 23,766  | 520   | 616 Produits finis en papier  |
| 10,129   | 19,492  | 17,474      | 8,681   | 1,158   | 618 Produits finis en plastique   |
| 25,328   | 46,531  | 45,476      | 18,778  | 1,800   | 620 Autres produits finis   |
| 2,953,445  | 5,571,738   | 5,641,635   | 1,982,099   | 872,506   | (995) Total   |
| <u>SECTION VI</u>  |   |             |   |   |   |
| <u>Transports spéciaux (charge complète)</u>                   |   |             |   |   |   |
| 104,457  | 186,778   | 200,307     | 88,070  | 7,220   | 622 Conteneurs vides retournés à l'expéditeur (autres que rail-route).                              |
| 296,264  | 811,285   | 584,777     | 346,149   | 83,452  | 624 Chargements mixtes, n.d.a.  |
| 438,740  | 1,060,184   | 861,678     | 556,130   | 13,486  | 626 Trafic des maisons d'expédition et des groupements d'expéditeurs.                               |
| 821,486  | 1,602,268   | 1,588,152   | 794,554   | 3,557   | 628 Piggyback - remorques (rail-route) des transporteurs publics (Plans I & V)(1).                  |
| 797,538  | 1,153,538   | 1,575,787   | 602,252   | 7,488   | 630 Piggyback - conteneurs (rail-route) des transporteurs publics (Plans I & V)(1).                 |
| 14,413   | 22,659  | 23,900      | 12,259  | 357   | 632 Piggyback - autres remorques (rail-route) (Plans III, IV et tarif général)(1).                  |
| -  | -   | -           | -   | -   | 634 Piggyback - autres conteneurs (rail-route) (Plans III, IV et tarif général)(1).                 |
| 2,472,928  | 4,836,712   | 4,834,601   | 2,399,414   | 115,560   | (996) Total   |
| 70,895,525   | 130,193,938   | 130,566,036 | 61,350,644  | 10,554,837  | (997) Total du trafic charge complète   |
| <u>SECTION VII</u>   |   |             |   |   |   |
| <u>Trafic des chargements de détail</u>                        |   |             |   |   |   |
| 454,075  | 1,068,124   | 884,293     | 641,892   | 6,114   | 640 Expéditions de marchandises de détail (tarifs grande et petite vitesse).                        |
| 71,349,600   | 131,262,062   | 131,450,329 | 61,992,536  | 10,560,951  | (998) Total, charges complètes et chargements de détail.  |

(1) Non compris les remorques et conteneurs qui sont la propriété des compagnies ferroviaires (plan II) et dont le fret a été classé par type de marchandise suivant le contenu de la remorque ou conteneur.

TABLE 2. Revenue Freight Loaded and Unloaded by Railways Within Each Province

Second quarter - 1974 - Deuxième trimestre

| Commodity   | Newfoundland         |                   |            | Prince Edward Island  |                   |            |
|---|----------------------|-------------------|------------|-----------------------|-------------------|------------|
|   | Terre-Neuve          |                   |            | Île-du-Prince-Édouard |                   |            |
|   | Loaded               |                   | Unloaded   | Loaded                |                   | Unloaded   |
|   | Chargées             |                   | Déchargées | Chargées              |                   | Déchargées |
|   | cars<br>--<br>wagons | tons --<br>tonnes |            | cars<br>--<br>wagons  | tons --<br>tonnes |            |
| <u>SECTION 1</u>  |                      |                   |            |                       |                   |            |
| <u>Live animals (C.L.)</u>                                    |                      |                   |            |                       |                   |            |
| 002 Cattle .....  | -                    | -                 | 324        | 10                    | 228               | 287        |
| 004 Swine .....   | -                    | -                 | -          | -                     | -                 | -          |
| 006 Horses, mules and donkeys .....                           | -                    | -                 | 2          | 1                     | 20                | 1          |
| 008 Live animals, n.e.s. ....                                 | -                    | -                 | 30         | -                     | -                 | 13         |
| (991) Total .....   | -                    | -                 | 356        | 11                    | 248               | 301        |
| <u>SECTION 11</u>   |                      |                   |            |                       |                   |            |
| <u>Food, feed, beverages and tobacco (C.L.)</u>               |                      |                   |            |                       |                   |            |
| 010 Meat, fresh or chilled .....                              | -                    | -                 | 3,658      | 1                     | 12                | 259        |
| 012 Meat, frozen .....  | 3                    | 120               | 1,305      | -                     | -                 | -          |
| 014 Meat and meat preparations, n.e.s. ....                   | -                    | -                 | 3,673      | 3                     | 57                | -          |
| 016 Fish and marine animals .....                             | 13                   | 389               | -          | -                     | -                 | -          |
| 018 Butter .....  | -                    | -                 | 156        | 1                     | 14                | -          |
| 020 Cheese .....  | -                    | -                 | 170        | -                     | -                 | -          |
| 022 Dairy produce, n.e.s., eggs and honey .....               | 1                    | 4                 | 2,052      | 10                    | 177               | 180        |
| 024 Barley .....  | -                    | -                 | 110        | 1                     | 10                | 3,631      |
| 026 Corn .....  | -                    | -                 | 60         | -                     | -                 | 2,424      |
| 028 Oats .....  | -                    | -                 | 35         | -                     | -                 | 2,434      |
| 030 Rice .....  | -                    | -                 | -          | -                     | -                 | -          |
| 032 Rye .....   | -                    | -                 | -          | -                     | -                 | -          |
| 034 Wheat .....   | -                    | -                 | 240        | -                     | -                 | 411        |
| 036 Cereals unmilled, n.e.s. ....                             | -                    | -                 | -          | -                     | -                 | -          |
| 038 Corn meal and flour .....                                 | -                    | -                 | 102        | -                     | -                 | -          |
| 040 Corn starch .....   | -                    | -                 | -          | -                     | -                 | -          |
| 042 Malt and malt flour .....                                 | -                    | -                 | 288        | -                     | -                 | -          |
| 044 Wheat flour .....   | -                    | -                 | 4,431      | -                     | -                 | 476        |
| 046 Cereals milled, n.e.s. ....                               | -                    | -                 | 203        | -                     | -                 | 110        |
| 048 Bakery products .....                                     | -                    | -                 | 712        | -                     | -                 | -          |
| 050 Cereal products .....                                     | 1                    | 20                | 569        | -                     | -                 | 92         |
| 052 Farinaceous substances and flour, n.e.s. for use as food. | -                    | -                 | -          | -                     | -                 | -          |
| 054 Apples .....  | -                    | -                 | 221        | -                     | -                 | 41         |
| 056 Bananas .....   | -                    | -                 | -          | -                     | -                 | -          |
| 058 Oranges .....   | -                    | -                 | 517        | -                     | -                 | 81         |
| 060 Other citrus fruits .....                                 | -                    | -                 | 105        | -                     | -                 | -          |
| 062 Grapes .....  | -                    | -                 | -          | -                     | -                 | -          |
| 064 Watermelons .....   | -                    | -                 | -          | -                     | -                 | -          |
| 066 Cantaloupes and melons, n.e.s. ....                       | -                    | -                 | -          | -                     | -                 | -          |
| 068 Peaches .....   | -                    | -                 | -          | -                     | -                 | -          |
| 070 Pears .....   | -                    | -                 | -          | -                     | -                 | -          |
| 072 Fresh or chilled fruits, n.e.s. and berries .....         | -                    | -                 | 341        | -                     | -                 | 32         |
| 074 Frozen fruits and berries .....                           | -                    | -                 | -          | -                     | -                 | -          |
| 076 Dried and dehydrated fruits .....                         | -                    | -                 | 29         | -                     | -                 | -          |
| 078 Fruit juices, and fruit juice concentrates not frozen.    | -                    | -                 | 270        | -                     | -                 | -          |
| 080 Fruit juice concentrates, frozen .....                    | -                    | -                 | -          | -                     | -                 | -          |
| 082 Fruits and fruit preparations, n.e.s. ....                | -                    | -                 | 925        | -                     | -                 | 186        |
| 084 Nuts, except oil nuts .....                               | -                    | -                 | -          | -                     | -                 | -          |
| 086 Sugar beets .....   | -                    | -                 | -          | -                     | -                 | -          |
| 088 Cabbage .....   | -                    | -                 | 1,030      | -                     | -                 | -          |
| 090 Celery .....  | -                    | -                 | -          | -                     | -                 | -          |
| 092 Lettuce .....   | -                    | -                 | -          | -                     | -                 | -          |
| 094 Onions and shallots .....                                 | 1                    | 25                | 698        | 3                     | 84                | 160        |
| 096 Potatoes, other than sweet .....                          | 7                    | 157               | 7,549      | 1,214                 | 33,684            | 694        |
| 098 Tomatoes .....  | -                    | -                 | 31         | -                     | -                 | -          |
| 100 Vegetables, n.e.s. fresh or chilled .....                 | 1                    | 21                | 1,085      | 4                     | 111               | 370        |
| 102 Vegetables, frozen .....                                  | -                    | -                 | 43         | -                     | -                 | -          |

TABIEAU 1. Marchandises payantes chargées et déchargées par les compagnies de chemin de fer dans chaque province

Second quarter - 1974 - Deuxième trimestre

| Nova Scotia   |                |        | New Brunswick     |                |        | Désignation   |
|---|----------------|--------|-------------------|----------------|--------|---|
| Nouvelle-Écosse   |                |        | Nouveau-Brunswick |                |        |   |
| Loaded  | Unloaded       |        | Loaded            | Unloaded       |        |   |
| Chargées  | Déchargées     |        | Chargées          | Déchargées     |        |   |
| cars  | tons -- tonnes |        | cars              | tons -- tonnes |        |   |
| wagons  |                |        | wagons            |                |        |   |
| <u>SECTION 1</u>  |                |        |                   |                |        |   |
| <u>Animaux vivants (charge complète)</u>                        |                |        |                   |                |        |   |
| 26  | 621            | 459    | —                 | —              | 712    | 002 Bovins  |
| —   | —              | —      | —                 | —              | 55     | 004 Porcs   |
| 1   | 2              | 46     | 1                 | 25             | 9      | 006 Chevaux, mulets et ânes   |
| 1   | 30             | —      | 2                 | 50             | —      | 008 Animaux vivants n.d.a.  |
| 28  | 653            | 505    | 3                 | 75             | 776    | (991) Total   |
| <u>SECTION 11</u>   |                |        |                   |                |        |   |
| <u>Aliments, provendes, boissons et tabac (charge complète)</u> |                |        |                   |                |        |   |
| 3   | 100            | 8,072  | 22                | 741            | 5,448  | 010 Viandes fraîches ou réfrigérées                                     |
| 2   | 40             | 340    | 336               | 5,864          | 965    | 012 Viandes congelées   |
| 3   | 110            | 1,063  | 3                 | 78             | 1,387  | 014 Viandes et préparations de viandes n.d.a.                           |
| 44  | 1,702          | 398    | 123               | 3,983          | 206    | 016 Poissons et fruits de mer   |
| 1   | 35             | 262    | 36                | 1,631          | 60     | 018 Beurre  |
| 5   | 170            | 25     | 5                 | 108            | —      | 020 Fromages  |
| 9   | 286            | 2,278  | 9                 | 230            | 1,064  | 022 Produits laitiers n.d.a., oeufs et miel                             |
| 13  | 663            | 11,007 | 7                 | 278            | 6,728  | 024 Orge  |
| 41  | 2,300          | 17,453 | 14                | 613            | 8,392  | 026 Maïs  |
| 3   | 115            | 6,845  | 8                 | 284            | 8,599  | 028 Avoine  |
| —   | —              | 88     | —                 | —              | —      | 030 Riz   |
| —   | —              | —      | —                 | —              | 60     | 032 Seigle  |
| 104   | 5,558          | 18,526 | 7                 | 294            | 46,318 | 034 Blé   |
| 5   | 257            | 210    | —                 | —              | 50     | 036 Céréales non moulues n.d.a.   |
| —   | —              | 495    | 1                 | 50             | 235    | 038 Farines de maïs   |
| —   | —              | —      | —                 | —              | 152    | 040 Fécule de maïs  |
| 1   | 50             | 5,258  | 2                 | 35             | 2,551  | 042 Malt et farine de malt  |
| 19  | 847            | 13,681 | 10                | 805            | 48,777 | 044 Farine de blé   |
| 24  | 940            | 474    | 3                 | 152            | 1,120  | 046 Céréales moulues n.d.a.   |
| 11  | 565            | 1,960  | 8                 | 175            | 1,484  | 048 Produits de boulangerie   |
| 8   | 225            | 1,485  | 13                | 297            | 1,915  | 050 Produits à base de céréales   |
| —   | —              | 86     | —                 | —              | 121    | 052 Substances farineuses et farines n.d.a. destinées à l'alimentation. |
| 34  | 1,429          | 788    | 50                | 1,474          | 1,042  | 054 Pommes  |
| —   | —              | —      | —                 | —              | —      | 056 Bananes   |
| 170   | 6,645          | 1,399  | 7                 | 232            | 1,203  | 058 Oranges   |
| 1   | 30             | 243    | 2                 | 50             | 174    | 060 Autres agrumes  |
| —   | —              | —      | —                 | —              | 37     | 062 Raisins   |
| —   | —              | —      | —                 | —              | —      | 064 Pastèques   |
| —   | —              | 73     | 1                 | 73             | 60     | 066 Cantaloups et melons n.d.a.   |
| —   | —              | —      | —                 | —              | —      | 068 Pêches  |
| 26  | 1,151          | —      | 2                 | 60             | 35     | 070 Poires  |
| —   | —              | 309    | 4                 | 85             | 393    | 072 Fruits frais ou réfrigérés n.d.a. et baies                          |
| —   | —              | —      | 4                 | 79             | 196    | 074 Fruits et baies congelés  |
| 2   | 50             | 153    | 8                 | 160            | 137    | 076 Fruits séchés et déshydratés  |
| 11  | 228            | 492    | 16                | 340            | 385    | 078 Jus de fruits et concentrés de jus de fruits non congelés.          |
| —   | —              | —      | —                 | —              | 25     | 080 Concentrés de jus de fruits congelés                                |
| 6   | 303            | 2,282  | 37                | 717            | 921    | 082 Fruits et préparations de fruits n.d.a.                             |
| 3   | 115            | 160    | 1                 | 30             | 100    | 084 Noix, à l'exclusion des noix oléagineuses                           |
| —   | —              | —      | —                 | —              | —      | 086 Betteraves sucrières  |
| —   | —              | 370    | 3                 | 70             | 336    | 088 Choux   |
| —   | —              | 60     | —                 | —              | —      | 090 Céleris   |
| 1   | 50             | 944    | 6                 | 233            | 900    | 092 Laitues   |
| 4   | 168            | 1,346  | 10                | 329            | 890    | 094 Oignons et échalotes  |
| 9   | 327            | 776    | 983               | 28,413         | 3,373  | 096 Pommes de terre (sauf patates douces)                               |
| 1   | 50             | 150    | 5                 | 193            | 523    | 098 Tomates   |
| 9   | 280            | 1,866  | 18                | 419            | 1,724  | 100 Légumes frais ou réfrigérés n.d.a.                                  |
| 1   | 20             | 283    | 2                 | 90             | 155    | 102 Légumes congelés  |

TABLE 2. Revenue Freight Loaded and Unloaded by Railways Within Each Province - Continued

Second quarter - 1974 - Deuxième trimestre

| Commodity  | Newfoundland |            |        | Prince Edward Island  |            |        |
|--|--------------|------------|--------|-----------------------|------------|--------|
|  | Terre-Neuve  |            |        | Île-du-Prince-Édouard |            |        |
|  | Loaded       | Unloaded   |        | Loaded                | Unloaded   |        |
|  | Chargées     | Déchargées |        | Chargées              | Déchargées |        |
|  | cars         | tons       | tonnes | cars                  | tons       | tonnes |
|  | wagons       |            |        | wagons                |            |        |
| <u>SECTION 11 - Concluded</u>  |              |            |        |                       |            |        |
| <u>Food, feed, beverages and tobacco (C.L.) - Concluded</u>            |              |            |        |                       |            |        |
| 104 Vegetables, dried .....  | -            | -          | 101    | 2                     | 20         | 348    |
| 106 Vegetables and preparations, n.e.s. ....                           | 1            | 10         | 2,650  | 2                     | 52         | 321    |
| 108 Sugar .....  | -            | -          | 2,574  | -                     | -          | -      |
| 110 Molasses and syrups .....  | -            | -          | 240    | -                     | -          | 20     |
| 112 Sugar preparations (incl. confectionery), n.e.s. ..                | 1            | 20         | 440    | -                     | -          | 8      |
| 114 Coffee .....   | -            | -          | -      | -                     | -          | -      |
| 116 Cocoa and chocolate, tea, spices and vinegar .....                 | 1            | 10         | 200    | -                     | -          | -      |
| 118 Margarine and similar products .....                               | -            | -          | 130    | -                     | -          | -      |
| 120 Shortening and lard .....  | 1            | 45         | 158    | -                     | -          | -      |
| 122 Soups and infant and junior foods .....                            | -            | -          | 30     | -                     | -          | -      |
| 124 Pre-cooked frozen food preparations .....                          | 1            | 50         | 203    | 5                     | 164        | -      |
| 126 Food preparations and materials for food preparations, n.e.s. .... | 4            | 200        | 7,615  | -                     | -          | 683    |
| 128 Hay, forage and straw .....  | 2            | 45         | 833    | 21                    | 299        | 115    |
| 130 Wheat bran, shorts and middlings .....                             | -            | -          | 155    | -                     | -          | 755    |
| 132 Ground cereals and by-products, n.e.s. ....                        | -            | -          | 112    | 1                     | 12         | 881    |
| 134 Soyabean oil meal .....  | -            | -          | 80     | 1                     | 52         | 262    |
| 136 Oil seed meals (incl. cake) n.e.s. ....                            | -            | -          | -      | -                     | -          | 377    |
| 138 Feeds of vegetable origin, n.e.s. ....                             | -            | -          | 119    | -                     | -          | 217    |
| 140 Feeds of animal origin .....                                       | 16           | 519        | -      | 1                     | 50         | -      |
| 142 Primary or concentrated feeds .....                                | -            | -          | -      | -                     | -          | -      |
| 144 Secondary or complete animal feeds, n.e.s. ....                    | 4            | 82         | 1,384  | 3                     | 57         | 2,392  |
| 146 Non-alcoholic beverages .....                                      | 68           | 1,480      | 1,982  | -                     | -          | 75     |
| 148 Ale, beer, stout and porter .....                                  | 175          | 3,881      | 4,577  | -                     | -          | 192    |
| 150 Wines and fermented alcoholic beverages, n.e.s. ....               | -            | -          | 8      | -                     | -          | 154    |
| 152 Distilled alcoholic beverages .....                                | -            | -          | 157    | -                     | -          | 351    |
| 154 Cigarettes .....   | -            | -          | -      | -                     | -          | -      |
| 156 Tobacco, unmanufactured .....                                      | -            | -          | -      | -                     | -          | -      |
| 158 Tobacco, manufactured, n.e.s. ....                                 | -            | -          | -      | -                     | -          | -      |
| (992) Total .....  | 301          | 7,078      | 54,356 | 1,273                 | 34,855     | 18,754 |
| <u>SECTION 111</u>   |              |            |        |                       |            |        |
| <u>Crude materials, inedible (C.L.)</u>                                |              |            |        |                       |            |        |
| 160 Raw hides and skins including fur skins .....                      | -            | -          | -      | -                     | -          | -      |
| 162 Primary tankage .....  | -            | -          | -      | -                     | -          | -      |
| 164 Crude animal products, inedible, n.e.s. (exc. fibres) ..           | -            | -          | -      | -                     | -          | 25     |
| 166 Seeds for sowing, n.e.s. ....                                      | -            | -          | 25     | -                     | -          | 236    |
| 168 Flaxseed .....   | -            | -          | -      | -                     | -          | -      |
| 170 Rapeseed .....   | -            | -          | -      | -                     | -          | -      |
| 172 Soyabeans .....  | -            | -          | -      | -                     | -          | -      |
| 174 Oil seeds, oil nuts and oil kernels, n.e.s. ....                   | -            | -          | -      | -                     | -          | -      |
| 176 Rubber and allied gums, natural .....                              | -            | -          | -      | -                     | -          | -      |
| 178 Peatmoss and mosses, n.e.s. ....                                   | -            | -          | 60     | 5                     | 110        | 75     |
| 180 Other crude vegetable materials, inedible, n.e.s. ....             | -            | -          | 39     | -                     | -          | -      |
| 182 Logs and bolts of wood .....                                       | -            | -          | -      | -                     | -          | -      |
| 184 Fence posts, pitprops and piling of wood .....                     | -            | -          | 98     | 1                     | 50         | 25     |
| 186 Round timber, n.e.s. ....  | 3            | 71         | 1,125  | -                     | -          | 30     |
| 188 Pulpwood logs .....  | 2,033        | 53,006     | 43,381 | -                     | -          | -      |
| 190 Pulpwood chips .....   | -            | -          | 45     | -                     | -          | 92     |
| 192 Christmas trees .....  | -            | -          | -      | -                     | -          | -      |
| 194 Other crude wood materials, n.e.s. ....                            | -            | -          | -      | -                     | -          | -      |
| 196 Silk, wool and animal hair .....                                   | -            | -          | 5      | -                     | -          | 10     |
| 198 Cotton .....   | -            | -          | 32     | -                     | -          | -      |
| 200 Vegetable and man-made textile fibres, exc. cotton. ....           | -            | -          | -      | -                     | -          | -      |

TABIEAU 7. Marchandises payantes chargées et déchargées par les compagnies de chemin de fer dans chaque province - suite

Second quarter - 1974 - Deuxième trimestre

| Nova Scotia   |                |         | New Brunswick     |                |         | Désignation  |
|---|----------------|---------|-------------------|----------------|---------|--|
| Nouvelle-Écosse   |                |         | Nouveau-Brunswick |                |         |  |
| Loaded  | Unloaded       |         | Loaded            | Unloaded       |         |  |
| Chargées  | Déchargées     |         | Chargées          | Déchargées     |         |  |
| cars  | tons -- tonnes |         | cars              | tons -- tonnes |         |  |
| wagons  |                |         | wagons            |                |         |  |
| <u>SECTION 11 - fin</u>   |                |         |                   |                |         |  |
| <u>Aliments, provendes, boissons et tabac (charge complète) - fin</u> |                |         |                   |                |         |  |
| 2   | 102            | 413     | 5                 | 136            | 833     | 104 Légumes séchés   |
| 17  | 510            | 4,579   | 54                | 1,416          | 3,583   | 106 Légumes et préparations de légumes n.d.a.                                      |
| 4   | 185            | 3,019   | 665               | 42,585         | 1,722   | 108 Sucre  |
| 9   | 230            | 1,136   | 17                | 665            | 65      | 110 Mélasse et sirop   |
| 3   | 135            | 960     | 9                 | 153            | 950     | 112 Produits sucrés (y compris les confiseries) n.d.a.                             |
| 2   | 40             | 30      | 1                 | 40             | 326     | 114 Café   |
| 11  | 465            | 81      | 25                | 737            | 830     | 116 Cacao et chocolat, thé, épices et vinaigre                                     |
| -   | -              | 22      | -                 | -              | 39      | 118 Margarine et produits similaires   |
| 3   | 122            | 1,551   | -                 | -              | 1,741   | 120 Shortening et saindoux   |
| -   | -              | 60      | -                 | -              | 53      | 122 Potages et aliments pour enfants et bébés                                      |
| -   | -              | 258     | 53                | 1,626          | 484     | 124 Aliments congelés déjà cuits   |
| 26  | 1,070          | 6,753   | 53                | 1,588          | 9,178   | 126 Ingrédients alimentaires n.d.a.  |
| 7   | 266            | 1,608   | 43                | 1,376          | 80      | 128 Foin, fourrage et paille   |
| 76  | 2,734          | 3,770   | 11                | 466            | 2,031   | 130 Son, remoulages et issues de blé   |
| 9   | 411            | 2,488   | 10                | 487            | 4,466   | 132 Céréales moulues et dérivés n.d.a.   |
| 3   | 128            | 5,382   | 12                | 478            | 3,535   | 134 Tourteaux de soja  |
| -   | -              | 367     | 3                 | 110            | 1,243   | 136 Farine de graines oléagineuses (y compris tourteaux) n.d.a.                    |
| -   | -              | 607     | 3                 | 232            | 356     | 138 Aliments d'origine végétale pour animaux n.d.a.                                |
| 48  | 2,330          | 30      | 15                | 775            | 151     | 140 Aliments d'origine animale pour animaux  |
| 1   | 30             | 10      | 1                 | 10             | 122     | 142 Aliments concentrés pour animaux   |
| 40  | 1,331          | 6,047   | 143               | 4,927          | 5,075   | 144 Préparations alimentaires pour animaux n.d.a.                                  |
| 2   | 65             | 201     | 5                 | 125            | 152     | 146 Boissons non-alcooliques   |
| 13  | 470            | 2,451   | 15                | 590            | 686     | 148 Ale, bière, stout et porter  |
| 1   | 30             | 630     | 2                 | 40             | 199     | 150 Vins et boissons alcooliques fermentées n.d.a.                                 |
| 9   | 337            | 1,857   | 169               | 2,759          | 556     | 152 Boissons alcooliques distillées  |
| -   | -              | -       | -                 | -              | -       | 154 Cigarettes   |
| -   | -              | 50      | 1                 | 10             | 39      | 156 Tabacs bruts   |
| -   | -              | -       | -                 | -              | 78      | 158 Tabacs fabriqués, n.d.a.   |
| 860   | 35,800         | 146,060 | 3,081             | 109,996        | 186,814 | (992) Total  |
| <u>SECTION 111</u>  |                |         |                   |                |         |  |
| <u>Matières brutes, non comestibles (charge complète)</u>             |                |         |                   |                |         |  |
| -   | -              | 3       | -                 | -              | 662     | 160 Cuirs et peaux bruts, y compris pelleteries                                    |
| -   | -              | -       | 2                 | 110            | 74      | 162 Résidus de graisse bruts utilisés comme engrais                                |
| 1   | 20             | 70      | 12                | 171            | 161     | 164 Produits d'origine animale, non comestible, n.d.a. (à l'exclusion des fibres). |
| 4   | 160            | 488     | 4                 | 83             | 601     | 166 Semences n.d.a.  |
| -   | -              | -       | -                 | -              | 47      | 168 Graines de lin   |
| -   | -              | -       | -                 | -              | -       | 170 Graines de colza   |
| -   | -              | -       | -                 | -              | -       | 172 Graines de soja  |
| -   | -              | 233     | -                 | -              | 252     | 174 Graines, noix et amandes oléagineuses n.d.a.                                   |
| 73  | 2,628          | 333     | 9                 | 322            | 3       | 176 Caoutchouc naturel et autres gommes de la même famille.                        |
| 2   | 48             | 97      | 605               | 15,842         | 1,175   | 178 Tourbe n.d.a.  |
| 21  | 482            | 547     | 5                 | 162            | 194     | 180 Autres matières brutes d'origine végétale, non comestibles, n.d.a.             |
| 4   | 150            | 326     | 73                | 3,295          | 3,684   | 182 Billes et billots de bois  |
| -   | -              | 1,965   | 16                | 510            | 75      | 184 Poteaux de clôture, étais de mine et pieux en bois                             |
| 31  | 1,036          | 3,733   | 23                | 1,086          | 434     | 186 Bois rond n.d.a.   |
| 235   | 14,382         | 11,829  | 1,016             | 42,075         | 39,351  | 188 Billes de bois à pâte  |
| 850   | 31,339         | 25,644  | 3,717             | 170,275        | 190,910 | 190 Copeaux de bois à pâte   |
| -   | -              | -       | -                 | -              | -       | 192 Sapins de Noël   |
| 31  | 1,055          | 1,064   | 276               | 10,694         | 10,604  | 194 Autres bois bruts n.d.a.   |
| 2   | 70             | 150     | 2                 | 63             | 15      | 196 Soie, laine et poil animal   |
| 1   | 50             | 947     | 4                 | 73             | 1,139   | 198 Coton  |
| 6   | 215            | 90      | 11                | 250            | 261     | 200 Fibres textiles d'origine végétale et synthétiques (à l'exclusion du coton).   |

TABLE 2. Revenue Freight Loaded and Unloaded by Railways Within Each Province - Continued

Second quarter - 1974 - Deuxième trimestre

| Commodity  | Newfoundland |            |         | Prince Edward Island  |            |        |
|--|--------------|------------|---------|-----------------------|------------|--------|
|  | Terre-Neuve  |            |         | Île-du-Prince-Edouard |            |        |
|  | Loaded       | Unloaded   |         | Loaded                | Unloaded   |        |
|  | Chargées     | Déchargées |         | Chargées              | Déchargées |        |
|  | cars         | tons       | tonnes  | cars                  | tons       | tonnes |
|  | wagons       |            |         | wagons                |            |        |
| <u>SECTION III - Concluded</u>                                     |              |            |         |                       |            |        |
| <u>Crude materials, inedible (C.L.) - Concluded</u>                |              |            |         |                       |            |        |
| 202 Bauxite ore and alumina .....                                  | -            | -          | 174     | -                     | -          | -      |
| 204 Copper ores and concentrates .....                             | 61           | 1,717      | 3,346   | -                     | -          | 100    |
| 206 Copper matte and precipitates .....                            | -            | -          | -       | -                     | -          | -      |
| 208 Iron ore and concentrates .....                                | 51,549       | 5,446,310  | -       | -                     | -          | -      |
| 210 Lead ore and concentrates .....                                | 204          | 5,291      | 11,618  | -                     | -          | -      |
| 212 Manganese ore .....  | -            | -          | -       | -                     | -          | -      |
| 214 Nickel - copper ores and concentrates .....                    | -            | -          | -       | -                     | -          | -      |
| 216 Nickel ore and concentrates .....                              | -            | -          | -       | -                     | -          | -      |
| 218 Matte, nickel, copper-nickel or nickel-iron<br>chromium alloy. | -            | -          | -       | -                     | -          | -      |
| 220 Tungsten ore and concentrates .....                            | -            | -          | -       | -                     | -          | -      |
| 222 Zinc ore and concentrates .....                                | 339          | 8,775      | 20,112  | -                     | -          | -      |
| 224 Lead and zinc ores and concentrates .....                      | -            | -          | -       | -                     | -          | -      |
| 226 Metallic ores and concentrates, n.e.s. ....                    | -            | -          | -       | -                     | -          | -      |
| 228 Iron and steel scrap .....                                     | 36           | 960        | 416     | 13                    | 548        | 45     |
| 230 Non-ferrous metal scrap, including precious<br>metal scrap.    | 8            | 235        | 21      | 2                     | 39         | -      |
| 232 Slags, drosses and other by-products, n.e.s. ....              | -            | -          | -       | -                     | -          | -      |
| 236 Anthracite coal .....  | -            | -          | -       | -                     | -          | -      |
| 238 Bituminous coal .....  | -            | -          | 389     | -                     | -          | 3,896  |
| 240 Lignite coal .....   | -            | -          | -       | -                     | -          | -      |
| 242 Coal, n.e.s. ....  | -            | -          | 62      | -                     | -          | -      |
| 244 Crude mineral oils (petroleum) .....                           | -            | -          | -       | -                     | -          | -      |
| 246 Natural gas and other crude bituminous substances              | -            | -          | -       | -                     | -          | -      |
| 248 Asbestos, unmanufactured, crude and fibre .....                | -            | -          | -       | -                     | -          | -      |
| 250 Clay .....   | -            | -          | 24,726  | -                     | -          | 50     |
| 252 Other crude refractory materials .....                         | -            | -          | -       | -                     | -          | -      |
| 254 Natural abrasives .....  | -            | -          | 30      | -                     | -          | 7,023  |
| 256 Sand, industrial .....   | -            | -          | 40      | -                     | -          | 50     |
| 258 Sand, n.e.s. ....  | -            | -          | -       | -                     | -          | 2,855  |
| 260 Gravel .....   | -            | -          | -       | -                     | -          | 15,260 |
| 262 Building stone, rough .....                                    | -            | -          | 47      | -                     | -          | 30     |
| 264 Silica or silex, n.e.s. ....                                   | -            | -          | -       | -                     | -          | -      |
| 266 Agricultural limestone .....                                   | 1            | 30         | 3,845   | 2                     | 96         | 25,595 |
| 268 Limestone, furnace or foundry, and fluxing stone ..            | -            | -          | -       | -                     | -          | -      |
| 270 Limestone, crushed or broken, n.e.s. ....                      | -            | -          | 199     | 1                     | 24         | 832    |
| 272 Stone, n.e.s. including stone refuse .....                     | -            | -          | 60      | -                     | -          | 575    |
| 274 Barytes, natural .....   | -            | -          | -       | -                     | -          | -      |
| 276 Gypsum .....   | -            | -          | -       | -                     | -          | 55     |
| 278 Pyrites, iron, except roasted .....                            | -            | -          | -       | -                     | -          | -      |
| 280 Nepheline syenite .....  | -            | -          | -       | -                     | -          | -      |
| 282 Phosphate rock .....   | -            | -          | -       | -                     | -          | 15     |
| 284 Common salt, rock or bulk .....                                | 1            | 50         | 350     | -                     | -          | 645    |
| 286 Common salt, n.e.s. ....                                       | 1            | 40         | 1,570   | -                     | -          | 30     |
| 288 Liquid sulphur .....   | -            | -          | 96      | -                     | -          | -      |
| 290 Sulphur, n.e.s. ....   | -            | -          | -       | -                     | -          | -      |
| 292 Non-metallic minerals, crude, n.e.s. ....                      | -            | -          | -       | -                     | -          | -      |
| 294 Textile rags and waste, n.e.s. ....                            | -            | -          | 20      | 1                     | 16         | -      |
| 296 Paper waste .....  | 6            | 155        | 2,603   | -                     | -          | 47     |
| 298 Slag (excl. basic) and ashes, waste .....                      | -            | -          | -       | -                     | -          | -      |
| 300 Wood waste, n.e.s. ....  | -            | -          | 35      | -                     | -          | 18     |
| 304 Waste materials, n.e.s. ....                                   | 34           | 1,677      | -       | -                     | -          | -      |
| (993) Total .....  | 54,276       | 5,518,317  | 114,569 | 25                    | 883        | 57,614 |



TABLEAU 2. Marchandises payantes chargées et déchargées par les compagnies de chemin de fer dans chaque province - suite

Second quarter - 1974 - Deuxième trimestre

| Nova Scotia     |                |           | New Brunswick     |                |         | Désignation   |
|-----------------|----------------|-----------|-------------------|----------------|---------|---|
| Nouvelle-Écosse |                |           | Nouveau-Brunswick |                |         |   |
| Loaded          | Unloaded       |           | Loaded            | Unloaded       |         |   |
| Chargées        | Déchargées     |           | Chargées          | Déchargées     |         |   |
| cars            | tons -- tonnes |           | cars              | tons -- tonnes |         |   |
| wagons          |                |           | wagons            |                |         |   |
|                 |                |           |                   |                | 840     | 202 Bauxite et alumine  |
|                 |                |           | 233               | 13,434         | 3,138   | 204 Minerais et concentrés de cuivre  |
|                 |                |           | 5                 | 283            |         | 206 Mattes et précipités de cuivre  |
| 1               | 78             | 145       |                   |                | 20      | 208 Minerais et concentrés de fer   |
| 2               | 100            | 100       | 394               | 30,110         | 29,687  | 210 Minerais et concentrés de plomb   |
|                 |                |           |                   |                |         | 212 Minerais de manganèse   |
|                 |                |           | - 1               | - 53           | 22      | 214 Minerais et concentrés de nickel-cuivre                                     |
|                 |                |           |                   |                | 400     | 216 Minerais et concentrés de nickel  |
|                 |                |           |                   |                | 740     | 218 Mattes et alliages de nickel (cuivre-nickel et nickel-chrome-fer).          |
|                 |                |           |                   |                |         | 220 Minerais et concentrés de tungstène   |
|                 |                |           | 309               | 24,613         | 23,992  | 222 Minerais et concentrés de zinc  |
|                 |                |           | 8                 | 624            | 699     | 224 Minerais et concentrés de plomb et de zinc                                  |
|                 |                | 176       |                   |                | 235     | 226 Minerais et concentrés métalliques n.d.a.                                   |
| 346             | 17,202         | 5,667     | 243               | 9,820          | 4,218   | 228 Débris de fer et d'acier  |
| 57              | 2,444          | 102       | 54                | 2,457          | 1,735   | 230 Débris de métaux non ferreux, y compris les débris de métaux précieux.      |
| 1               | 50             | 50        |                   |                | 490     | 232 Cendres, scories et autres résidus n.d.a.                                   |
|                 |                | 120       |                   |                |         | 236 Anthracite  |
| 13,218          | 743,144        | 703,159   | 481               | 26,657         | 13,888  | 238 Charbon bitumineux  |
|                 |                |           |                   |                | 76      | 240 Lignites  |
|                 |                |           | - 5               | - 182          |         | 242 Charbon n.d.a.  |
|                 |                | 60        |                   |                | 28      | 244 Huiles brutes de pétrole ou de minerais bitumineux                          |
| 2               | 68             | 133       |                   |                | 70      | 246 Gaz naturel et autres substances brutes bitumineuses                        |
| 1               | 20             | 814       | 16                | 324            | 27,497  | 248 Amiante non ouvré, brut et en fibres  |
| 1               | 70             | 1,351     |                   |                | 815     | 250 Argiles   |
|                 |                | 145       |                   |                |         | 252 Autres substances réfractaires brutes                                       |
| 119             | 7,897          | 905       | 2                 | 216            | 455     | 254 Abrasifs naturels   |
| 9               | 721            | 1,327     | 3                 | 90             | 11,173  | 256 Sables à usage industriel   |
| 172             | 10,969         | 999       | 3                 | 65             | 7,210   | 258 Sables n.d.a.   |
| 270             | 17,270         | 1,027     | 13                | 586            | 836     | 260 Graviers  |
| 1               | 55             | 85        | 5                 | 151            | 5,318   | 262 Pierres de construction   |
|                 |                |           |                   |                |         | 264 Silice ou silex n.d.a.  |
| 217             | 8,151          | 1,333     | 914               | 45,733         | 21,138  | 266 Pierres à chaux (pour l'amendement des terres)                              |
|                 |                |           |                   |                |         | 268 Pierres à chaux (usage industriel) et castines                              |
| 1               | 10             | 1,084     | 88                | 4,385          | 3,218   | 270 Pierres à chaux concassées n.d.a.   |
| 73              | 4,340          | 2,240     | 78                | 4,268          | 35,423  | 272 Pierres n.d.a., y compris les débris de pierres                             |
| 3               | 60             |           | 1                 | 77             | 77      | 274 Barytine  |
| 11,065          | 959,293        | 957,209   | 6                 | 130            | 189     | 276 Gypse   |
|                 |                |           |                   |                |         | 278 Pyrites de fer non grillées   |
|                 |                |           | 2                 | 38             |         | 280 Néphéline syénite   |
|                 |                |           | 1                 | 99             |         | 282 Phosphates en roche   |
| 453             | 21,246         | 7,811     | 12                | 877            | 10,591  | 284 Sel gemme de saline   |
| 128             | 5,389          | 1,263     | 12                | 351            | 857     | 286 Sel n.d.a.  |
| 6               | 250            | 1,496     | 1                 | 50             | 10,640  | 288 Soufres liquides  |
|                 |                |           |                   |                |         | 290 Soufres n.d.a.  |
|                 |                | 477       | 2                 | 80             | 1,279   | 292 Minéraux non métalliques bruts n.d.a.                                       |
| 7               | 230            | 193       | 6                 | 158            | 898     | 294 Chiffons et déchets de tissu n.d.a.   |
| 8               | 390            | 1,640     | 24                | 937            | 4,526   | 296 Déchets de papier   |
|                 |                |           | 7                 | 305            | 45      | 298 Scories (à l'exception des scories de déphosphoration) et cendres, déchets. |
| 43              | 1,452          | 351       | 436               | 10,793         | 17,093  | 300 Déchets de bois n.d.a.  |
| 7               | 438            | 293       | 15                | 745            | 782     | 304 Autres déchets n.d.a.   |
| 27,472          | 1,852,972      | 1,739,274 | 9,143             | 423,232        | 489,980 | (993) Total   |

SECTION III - fin

Matières brutes, non comestibles  
(charge complète) - fin

TABLE 2. Revenue Freight Loaded and Unloaded by Railways Within Each Province - Continued

Second quarter - 1974 - Deuxième trimestre

| Commodity                                    | Newfoundland<br>--<br>Terre-Neuve  |                |                              | Prince Edward Island<br>--<br>Île-du-Prince-Édouard |                |                              |
|--|--|----------------|------------------------------|---|----------------|------------------------------|
|  | Loaded<br>--<br>Chargées   |                | Unloaded<br>--<br>Déchargées | Loaded<br>--<br>Chargées                            |                | Unloaded<br>--<br>Déchargées |
|  | cars<br>--<br>wagons   | tons -- tonnes |                              | cars<br>--<br>wagons                                | tons -- tonnes |                              |
|  |  |                |                              |   |                |                              |
| <u>SECTION IV</u>                            |  |                |                              |   |                |                              |
| <u>Fabricated materials, inedible (C.L.)</u> |  |                |                              |   |                |                              |
| 306  | Leather and dressed furs and rubber fabricated materials.                      | -              | -                            | -   | -              | 40                           |
| 308  | Lumber .....   | 17             | 644                          | 17,093  | 2              | 50                           |
| 310  | Flooring .....   | -              | -                            | -   | -              | 2,031                        |
| 312  | Railway ties .....   | -              | -                            | 120   | -              | 100                          |
| 314  | Shingles and shakes of wood .....  | -              | -                            | 105   | -              | 98                           |
| 316  | Sawmill products, n.e.s. ....  | 7              | 201                          | -   | -              | -                            |
| 318  | Veneer .....   | -              | -                            | 27  | -              | -                            |
| 320  | Plywood .....  | 3              | 28                           | 3,952   | 1              | 40                           |
| 322  | Wood building boards, n.e.s. ....  | -              | -                            | 1,609   | -              | 465                          |
| 324  | Millwork (woodwork) .....  | -              | -                            | 481   | 3              | 30                           |
| 326  | Cooperage stock and box, crate and package shooks ..                           | -              | -                            | -   | -              | -                            |
| 328  | Other wood fabricated materials, n.e.s. ....                                   | 2              | 75                           | 98  | -              | 19                           |
| 330  | Woodpulp .....   | -              | -                            | 232   | -              | 30                           |
| 332  | Pulp, n.e.s. ....  | -              | -                            | 42  | -              | -                            |
| 334  | Newsprint paper .....  | 2,790          | 66,496                       | 56,684  | -              | 137                          |
| 336  | Groundwood printing and specialty paper .....                                  | -              | -                            | 727   | -              | -                            |
| 338  | Book paper .....   | -              | -                            | -   | -              | -                            |
| 340  | Fine paper, tissue paper and sanitary paper .....                              | -              | -                            | 250   | -              | -                            |
| 342  | Wrapping paper .....   | 1              | 50                           | 747   | -              | -                            |
| 344  | Paperboard, n.e.s. ....  | 2              | 54                           | 2,338   | -              | 224                          |
| 346  | Building paper .....   | 1              | 40                           | 1,325   | -              | 704                          |
| 348  | Building board, n.e.s. ....  | -              | -                            | 3,027   | -              | 390                          |
| 350  | Paper, n.e.s. ....   | -              | -                            | -   | -              | -                            |
| 352  | Batts, batting, wadding and felt .....   | -              | -                            | 65  | -              | 18                           |
| 354  | Cordage, twine and rope .....  | -              | -                            | -   | 2              | 32                           |
| 356  | Cotton broad-woven fabrics .....   | -              | -                            | -   | -              | -                            |
| 358  | Jute broad-woven fabrics .....   | -              | -                            | -   | -              | -                            |
| 360  | Textile fabricated materials, n.e.s. ....                                      | -              | -                            | -   | -              | -                            |
| 362  | Animal oils and fats (exc. marine) .....                                       | -              | -                            | 494   | -              | -                            |
| 364  | Fish and marine animal oils .....  | -              | -                            | -   | -              | -                            |
| 366  | Cottonseed oil and linseed oil .....   | -              | -                            | 16  | -              | -                            |
| 368  | Soyabean oil .....   | -              | -                            | -   | -              | -                            |
| 370  | Vegetable oils and fats, n.e.s. ....   | -              | -                            | -   | -              | -                            |
| 372  | Chemically modified oils, fats and waxes, and their derivatives.               | 3              | 115                          | -   | 1              | 28                           |
| 374  | Turpentine, rosin and rosin oils, spirits and acids                            | -              | -                            | 12  | -              | -                            |
| 376  | Gum, wood and vegetable extracts .....   | -              | -                            | 400   | -              | -                            |
| 378  | Carbon blacks .....  | -              | -                            | -   | -              | -                            |
| 380  | Chemical elements .....  | 23             | 927                          | 424   | -              | 1,505                        |
| 382  | Sulphuric acid .....   | -              | -                            | 239   | -              | -                            |
| 384  | Inorganic acids and oxygen compounds of non-metals or metalloids, n.e.s.       | -              | -                            | 298   | -              | -                            |
| 386  | Sodium hydroxide .....   | 124            | 4,712                        | 5,001   | -              | 21                           |
| 388  | Inorganic bases and metallic oxides, hydroxides and peroxides, n.e.s.          | -              | -                            | 349   | -              | 813                          |
| 390  | Sodium sulphate .....  | -              | -                            | -   | -              | 297                          |
| 392  | Sodium carbonate .....   | -              | -                            | -   | -              | -                            |
| 394  | Metallic salts and peroxy-salts of inorganic acids, n.e.s.                     | -              | -                            | 649   | -              | 226                          |
| 396  | Calcium carbide .....  | -              | -                            | 12  | -              | -                            |
| 398  | Inorganic chemicals, other, n.e.s. ....  | -              | -                            | -   | -              | -                            |
| 400  | Hydrocarbons and their derivatives .....                                       | 1              | 40                           | 59  | -              | 13                           |
| 402  | Alcohols and their derivatives .....   | -              | -                            | -   | -              | -                            |
| 404  | Phenols, ethers, aldehydes, ketones and their derivatives.                     | -              | -                            | -   | -              | -                            |
| 406  | Organic acids, their anhydrides, halides, peroxides peracids, and derivatives. | -              | -                            | 20  | -              | 70                           |

TABLEAU 2. Marchandises payantes chargées et déchargées par les compagnies de chemin de fer dans chaque province - suite

Second quarter - 1974 - Deuxième trimestre

| Nova Scotia<br>--<br>Nouvelle-Écosse |                |                              | New Brunswick<br>--<br>Nouveau-Brunswick |                |                              | Désignation  |
|--------------------------------------|----------------|------------------------------|--|----------------|------------------------------|--|
| Loaded<br>--<br>Chargées             |                | Unloaded<br>--<br>Déchargées | Loaded<br>--<br>Chargées                 |                | Unloaded<br>--<br>Déchargées |  |
| cars<br>--<br>wagons                 | tons -- tonnes | tons                         | cars<br>--<br>wagons                     | tons -- tonnes | tons                         |  |
|                                      |                |                              |  |                |                              |  |
|                                      |                | 4                            | 1  | 40             | 843                          | 306 Cuir, fourrures apprêtées et demi-produits en caoutchouc.                                  |
| 188                                  | 6,853          | 15,846                       | 356                                      | 14,854         | 11,849                       | 308 Bois de construction   |
|                                      |                |                              |  |                | 37                           | 310 Panneaux en bois pour parquets   |
| 32                                   | 1,023          | 2,777                        | 84                                       | 3,365          | 758                          | 312 Traverses en bois pour voies ferrées   |
| 2                                    | 50             | 496                          | 1  | 25             | 57                           | 314 Bardeaux et aisseaux   |
| 2                                    | 75             | 310                          | 6  | 222            | 132                          | 316 Bois de scierie n.d.a.   |
|                                      |                | 125                          | 4  | 181            | 135                          | 318 Bois plaqués   |
| 26                                   | 914            | 7,161                        | 20                                       | 629            | 9,081                        | 320 Bois contre-plaqués  |
| 2                                    | 70             | 3,103                        | 6  | 244            | 1,699                        | 322 Planches de bois de construction n.d.a.  |
| 8                                    | 255            | 290                          | 2  | 70             | 80                           | 324 Bois de menuiserie   |
| 6                                    | 146            | 329                          | 2  | 70             | 20                           | 326 Ouvrages de tonnellerie, caisses et bois de layetier                                       |
| 7                                    | 261            | 554                          | 84                                       | 3,196          | 423                          | 328 Autres demi-produits de bois n.d.a.  |
| 1,037                                | 57,882         | 9,971                        | 3,534                                    | 199,864        | 131,683                      | 330 Pâte de bois   |
| 8                                    | 525            |                              | 12                                       | 456            | 444                          | 332 Pulpe n.d.a.   |
| 759                                  | 50,987         | 4,008                        | 782                                      | 45,114         | 16,372                       | 334 Papier journal   |
|                                      |                | 200                          | 4  | 107            | 6,931                        | 336 Papiers mécaniques et papiers spéciaux   |
|                                      |                |                              |  |                |                              | 338 Papiers d'édition  |
|                                      | 510            | 241                          | 10                                       | 287            | 391                          | 340 Papiers de soie et papiers hygiéniques   |
|                                      | 240            | 376                          | 15                                       | 595            | 2,289                        | 342 Papiers d'emballage  |
| 57                                   | 4,541          | 9,935                        | 928                                      | 28,827         | 12,359                       | 344 Cartons n.d.a.   |
| 12                                   | 445            | 6,079                        | 58                                       | 2,120          | 5,221                        | 346 Papiers de construction  |
| 177                                  | 9,625          | 3,532                        | 57                                       | 2,024          | 2,901                        | 348 Panneaux de construction n.d.a.  |
|                                      |                |                              | 1  | 19             | 998                          | 350 Papiers n.d.a.   |
| 2                                    | 70             | 153                          | 8  | 255            | 1,214                        | 352 Bourres, ouates et feutres   |
| 3                                    | 40             | 150                          | 4  | 140            | 779                          | 354 Cordages, ficelles et cordes   |
| 28                                   | 945            |                              | 19                                       | 454            | 79                           | 356 Tissus en coton (larges)   |
| 8                                    | 133            |                              |  |                | 22                           | 358 Tissus en jute (larges)  |
| 8                                    | 215            | 40                           | 18                                       | 433            | 600                          | 360 Demi-produits textiles n.d.a.  |
|                                      |                | 45                           | 39                                       | 459            | 60                           | 362 Huiles et graisses animales (sauf celles des poissons et mammifères marins).               |
| 18                                   | 640            | 50                           | 5  | 170            |                              | 364 Huiles de poissons et de mammifères marins   |
|                                      |                |                              |  |                | - 75                         | 366 Huiles de coton et de lin  |
|                                      |                |                              |  |                | 211                          | 368 Huile de soja  |
| 16                                   | 992            | 152                          | 23                                       | 411            | 59                           | 370 Huiles et graisses végétales n.d.a.  |
| 4                                    | 185            | 25                           |  |                |                              | 372 Huiles, graisses et cires chimiquement modifiées et leurs dérivés.                         |
|                                      |                | 104                          |  |                | 50                           | 374 Térébenthine, colophanes, huiles, essences et acides de résineux.                          |
| 1                                    | 35             | 648                          | 1  | - 4            | 680                          | 376 Extraits de gomme, de bois et extraits végétaux  |
|                                      |                | 2,374                        |  |                | 460                          | 378 Noirs de carbone   |
| 43                                   | 2,190          | 3,453                        | 161                                      | 10,284         | 10,817                       | 380 Éléments chimiques   |
| 1                                    | 50             | 2,600                        | 3  | 291            | 18,727                       | 382 Acide sulfurique   |
|                                      |                | 2,040                        | 1  | 50             | 5,491                        | 384 Acides inorganiques et composés oxygénés des métalloïdes n.d.a.                            |
| 70                                   | 3,747          | 4,009                        | 55                                       | 3,371          | 4,221                        | 386 Hydroxyde de sodium  |
| 23                                   | 1,251          | 1,149                        | 107                                      | 7,172          | 24,005                       | 388 Bases inorganiques, oxydes, hydroxydes et peroxydes métalliques n.d.a.                     |
| 14                                   | 1,040          | 20                           |  |                | 11,468                       | 390 Sulfates de sodium   |
| 3                                    | 163            | 3,192                        | 6  | 300            | 6,867                        | 392 Carbonates de sodium   |
| 122                                  | 3,735          | 4,552                        | 40                                       | 1,976          | 7,318                        | 394 Sels et persels métalliques des acides inorganiques n.d.a.                                 |
| 4                                    | 53             | 616                          |  |                | 1,401                        | 396 Carbures de calcium  |
|                                      |                |                              | 2  | 160            | 160                          | 398 Autres éléments inorganiques n.d.a.  |
| 4                                    | 150            | 326                          |  |                | 112                          | 400 Hydrocarbures et leurs dérivés   |
| 4                                    | 101            | 24                           | 3  | 40             | 211                          | 402 Alcools et leurs dérivés   |
|                                      |                | 163                          |  |                |                              | 404 Phénols, éthers, aldéhydes, cétones et leurs dérivés                                       |
|                                      |                | 83                           | 1  | 70             | 88                           | 406 Acides organiques et leurs anhydrides, halogénures, peroxydes, peracides et leurs dérivés. |

SECTION IV

Demi-produits, non comestibles (charge complète)

TABLE 2. Revenue Freight Loaded and Unloaded by Railways Within Each Province - Continued

Second quarter - 1974 - Deuxième trimestre

| Commodity   | Newfoundland |            |         | Prince Edward Island  |            |        |
|---|--------------|------------|---------|-----------------------|------------|--------|
|   | Terre-Neuve  |            |         | Île-du-Prince-Édouard |            |        |
|   | Loaded       | Unloaded   |         | Loaded                | Unloaded   |        |
|   | Chargées     | Déchargées |         | Chargées              | Déchargées |        |
|   | cars         | tons       | tonnes  | cars                  | tons       | tonnes |
|   | wagons       |            |         | wagons                |            |        |
| <b>SECTION IV - Continued</b>                                 |              |            |         |                       |            |        |
| <b>Fabricated materials, inedible (C.L.) - Continued</b>      |              |            |         |                       |            |        |
| 408 Nitrogen - function compounds .....                       | -            | -          | -       | -                     | -          | -      |
| 410 Organic chemicals, n.e.s. ....                            | -            | -          | 559     | -                     | -          | -      |
| 412 Explosives, fuses and caps .....                          | 2            | 35         | 1,533   | -                     | -          | 75     |
| 414 Ammonium phosphates .....                                 | -            | -          | 348     | -                     | -          | 4,465  |
| 416 Muriate of potassium (potash) .....                       | -            | -          | -       | -                     | -          | 1,521  |
| 418 Fertilizers and fertilizer materials, n.e.s. ....         | 1            | 50         | 4,868   | 94                    | 3,957      | 7,192  |
| 420 Agricultural chemicals, formulated .....                  | -            | -          | 12      | 3                     | 50         | 120    |
| 422 Adhesives .....   | -            | -          | 125     | -                     | -          | -      |
| 424 Synthetic rubber .....                                    | -            | -          | 25      | -                     | -          | 56     |
| 426 Plastic materials, not shaped and basic shapes and forms. | -            | -          | 669     | -                     | -          | 30     |
| 428 Pigments, lakes and toners .....                          | -            | -          | -       | -                     | -          | -      |
| 430 Paints and related products .....                         | -            | -          | -       | -                     | -          | -      |
| 432 Chemical specialties, industrial, n.e.s. ....             | -            | -          | 3,710   | -                     | -          | -      |
| 434 Gasoline .....  | 122          | 3,080      | 6,913   | 23                    | 659        | 5,150  |
| 436 Aviation turbine fuel .....                               | -            | -          | 617     | -                     | -          | -      |
| 438 Diesel fuel .....   | 146          | 3,685      | 18,060  | 11                    | 362        | 3,059  |
| 440 Kerosene .....  | -            | -          | -       | -                     | -          | 27     |
| 442 Fuel oil, n.e.s. ....                                     | 1,136        | 21,276     | 111,194 | -                     | -          | 24     |
| 444 Lubricating oils and greases .....                        | 5            | 39         | 1,171   | -                     | -          | 406    |
| 446 Petroleum coke .....                                      | -            | -          | -       | -                     | -          | -      |
| 448 Coke, n.e.s. ....   | -            | -          | 130     | -                     | -          | -      |
| 450 Refined and manufactured gases, fuel type (L.P.G.)        | 2            | 13         | 757     | -                     | -          | 1,433  |
| 452 Asphalts and road oils .....                              | -            | -          | 326     | -                     | -          | -      |
| 454 Other petroleum and coal products .....                   | 1            | 25         | 601     | -                     | -          | 224    |
| 456 Ferro-alloys .....  | -            | -          | -       | -                     | -          | -      |
| 458 Pig iron .....  | -            | -          | -       | -                     | -          | -      |
| 460 Ingots, blooms, billets and slabs, iron and steel         | -            | -          | 5,588   | -                     | -          | -      |
| 461 Primary iron and steel, n.e.s. ....                       | 1            | 45         | -       | -                     | -          | -      |
| 462 Castings and forgings, iron or steel .....                | 3            | 71         | 675     | -                     | -          | -      |
| 464 Bars and rods, steel .....                                | 2            | 90         | 1,728   | -                     | -          | -      |
| 466 Plates, steel, fabricated .....                           | 1            | 48         | 790     | -                     | -          | 106    |
| 468 Sheet and strip, steel .....                              | -            | -          | 717     | -                     | -          | 311    |
| 470 Structural shapes and sheet piling, iron or steel         | 2            | 60         | 3,230   | 1                     | 50         | 235    |
| 472 Rails and railway track materials .....                   | 2            | 78         | 1,017   | -                     | -          | 263    |
| 474 Pipes and tubes, iron and steel .....                     | 4            | 110        | 1,218   | 1                     | 5          | -      |
| 476 Wire, iron or steel .....                                 | -            | -          | -       | -                     | -          | -      |
| 478 Aluminum paste, powder, pigs, ingots and shot .....       | -            | -          | 407     | -                     | -          | -      |
| 480 Aluminum and aluminum alloy fabricated materials, n.e.s.  | -            | -          | 119     | -                     | -          | -      |
| 482 Copper and alloys in primary forms .....                  | -            | -          | -       | -                     | -          | -      |
| 484 Copper and alloys, n.e.s. ....                            | -            | -          | 10      | -                     | -          | -      |
| 486 Lead and alloys .....                                     | -            | -          | -       | -                     | -          | -      |
| 488 Nickel and alloys .....                                   | -            | -          | -       | -                     | -          | -      |
| 490 Tin and alloys .....                                      | -            | -          | -       | -                     | -          | -      |
| 492 Zinc and alloys .....                                     | -            | -          | -       | -                     | -          | -      |
| 494 Other non-ferrous base metals and alloys .....            | -            | -          | -       | -                     | -          | -      |
| 496 Tanks .....   | 1            | 20         | 467     | -                     | -          | 8      |
| 498 Bolts, nuts, nails, screws and basic hardware .....       | 2            | 23         | 101     | -                     | -          | 124    |
| 500 Metal fabricated basic products, n.e.s. ....              | -            | -          | 459     | 1                     | 50         | 62     |
| 502 Natural stone basic products, chiefly structural ..       | -            | -          | -       | -                     | -          | -      |
| 504 Bricks and tiles, clay .....                              | -            | -          | 593     | -                     | -          | -      |
| 506 Fire brick and similar shapes .....                       | -            | -          | 71      | -                     | -          | -      |
| 508 Dolomite and magnesite, calcined .....                    | -            | -          | -       | -                     | -          | -      |
| 510 Refractories, n.e.s. ....                                 | 1            | 40         | 2,050   | -                     | -          | 420    |
| 512 Glass basic products .....                                | -            | -          | 222     | -                     | -          | -      |
| 514 Asbestos and asbestos-cement basic products.              | -            | -          | 167     | -                     | -          | 162    |

TABLEAU 2. Marchandises payantes chargées et déchargées par les compagnies de chemin de fer dans chaque province - suite

Second quarter - 1974 - Deuxième trimestre

| Nova Scotia<br>Nouvelle-Écosse                                  |                   |                        | New Brunswick<br>Nouveau-Brunswick |                   |                        | Désignation  |
|---|-------------------|------------------------|------------------------------------|-------------------|------------------------|--|
| Loaded<br>Chargées  |                   | Unloaded<br>Déchargées | Loaded<br>chargées                 |                   | Unloaded<br>Déchargées |  |
| cars<br>wagons  | tons --<br>tonnes | tons --<br>tonnes      | cars<br>wagons                     | tons --<br>tonnes | tons --<br>tonnes      |  |
|   |                   |                        |                                    |                   |                        |  |
| <u>SECTION IV - suite</u>                                       |                   |                        |                                    |                   |                        |  |
| <u>Demi-produits, non comestibles (charge complète) - suite</u> |                   |                        |                                    |                   |                        |  |
|   |                   |                        |                                    |                   | 75                     | 408 Composés à fonctions azotées   |
|   |                   |                        | 1                                  | 30                | 295                    | 410 Composés organiques n.d.a.   |
| 46  | 2,043             | 4,356                  | 4                                  | 205               | 689                    | 412 Explosifs, fusées et amorces   |
| 1   | 60                | 2,586                  | 216                                | 12,281            | 6,841                  | 414 Phosphates d'ammonium  |
| 1   | 30                | 994                    | 2                                  | 100               | 7,683                  | 416 Chlorure (muriate) de potassium  |
| 69  | 2,391             | 8,506                  | 438                                | 22,496            | 22,308                 | 418 Engrais n.d.a.   |
|   |                   |                        | 2                                  | 100               | 195                    | 420 Demi-produits chimiques (pour l'amendement des terres).                  |
| 3   | 100               | 150                    | 1                                  | 19                | 251                    | 422 Adhésifs   |
| 2   | 134               | 1,629                  | 84                                 | 3,569             | 408                    | 424 Caoutchouc synthétique   |
| 33  | 770               | 1,571                  | 52                                 | 1,288             | 1,904                  | 426 Matières plastiques non moulées, moulages et formes de base.             |
|   |                   | 20                     | 1                                  | 60                | 111                    | 428 Pigments, laques et colorants  |
|   |                   | 288                    |                                    |                   | 269                    | 430 Peintures et produits similaires   |
| 2   | 135               | 1,439                  | 52                                 | 1,154             | 1,925                  | 432 Demi-produits chimiques (pour l'industrie) n.d.a.                        |
| 831   | 46,612            | 35,550                 | 608                                | 33,862            | 47,219                 | 434 Essence  |
|   |                   | 150                    | 2                                  | 130               |                        | 436 Combustibles pour turbines d'avion (carburacteur)                        |
| 1,181   | 57,844            | 47,450                 | 2,613                              | 139,770           | 151,079                | 438 Carburant diesel   |
| 1   | 27                |                        |                                    |                   |                        | 440 Kérosène   |
| 1   | 68                | 1,290                  | 11                                 | 629               | 1,445                  | 442 Mazout n.d.a.  |
| 8   | 255               | 2,714                  | 13                                 | 487               | 1,805                  | 444 Huiles et graisses de lubrification                                      |
|   |                   | 50                     |                                    |                   |                        | 446 Coke de pétrole  |
| 38  | 3,256             | 579                    | 23                                 | 1,200             | 6,494                  | 448 Coke n.d.a.  |
| 90  | 4,589             | 4,278                  | 171                                | 8,380             | 3,804                  | 450 Gaz raffinés (combustible)   |
| 30  | 1,059             | 2,486                  | 107                                | 5,549             | 5,956                  | 452 Asphalte et huiles pour les routes                                       |
| 338   | 22,116            | 19,085                 | 113                                | 6,641             | 14,354                 | 454 Autres produits du pétrole et du charbon                                 |
|   |                   | 593                    |                                    |                   | 50                     | 456 Ferro-alliages   |
|   |                   | 35                     |                                    |                   | 414                    | 458 Fonte brute  |
| 1,012   | 79,740            | 12,019                 | 3                                  | 110               | 805                    | 460 Lingots, blooms, billettes et brames de fer et d'acier.                  |
|   |                   | 80                     |                                    |                   | 208                    | 461 Acier et fer primaires, n.d.a.   |
| 5   | 180               | 1,936                  | 5                                  | 253               | 505                    | 462 Moulages et pièces de forge de fer ou d'acier                            |
| 111   | 7,027             | 4,445                  | 3                                  | 113               | 4,248                  | 464 Barres et tiges d'acier  |
| 68  | 3,330             | 16,374                 | 4                                  | 74                | 7,703                  | 466 Tôles fortes d'acier   |
| 37  | 1,666             | 8,797                  | 24                                 | 1,019             | 14,325                 | 468 Tôles et feuillards d'acier  |
| 24  | 977               | 9,603                  | 5                                  | 270               | 4,228                  | 470 Profilés palplanches en fer et en acier                                  |
| 89  | 6,042             | 952                    | 92                                 | 2,920             | 3,416                  | 472 Éléments de voies ferrées  |
| 13  | 505               | 4,617                  | 45                                 | 2,007             | 5,714                  | 474 Tuyaux et tubes en fer et en acier                                       |
| 3   | 120               | 604                    |                                    |                   | 618                    | 476 Fils de fer ou d'acier   |
|   |                   |                        |                                    |                   |                        | 478 Pâtes, poudres, gueuses lingots et grenaille d'aluminium.                |
|   |                   | 462                    | 9                                  | 243               | 1,283                  | 480 Demi-produits à base d'aluminium et d'alliages d'aluminium n.d.a.        |
|   |                   |                        |                                    |                   | 91                     | 482 Cuivre et alliages de cuivre de premier affinage                         |
|   |                   | 440                    | 3                                  | 167               | 4,450                  | 484 Cuivre et alliages de cuivre n.d.a.                                      |
|   |                   | 788                    | 113                                | 6,081             | 207                    | 486 Plomb et alliages  |
|   |                   |                        |                                    |                   | 382                    | 488 Nickel et alliages   |
|   |                   |                        |                                    |                   |                        | 490 Etain et alliages  |
| 2   | 110               | 670                    | 2                                  | 135               | 100                    | 492 Zinc et alliages   |
|   |                   |                        |                                    |                   | 105                    | 494 Autres métaux communs non ferreux et alliages                            |
| 7   | 255               | 481                    | 1                                  | 25                | 720                    | 496 Réservoirs   |
| 10  | 470               | 671                    | 5                                  | 144               | 352                    | 498 Boulons, écrous, clous, vis et autres articles communs de quincaillerie. |
| 18  | 822               | 2,713                  | 45                                 | 1,098             | 1,340                  | 500 Demi-produits métalliques communs n.d.a.                                 |
| 1   | 50                | 45                     | 5                                  | 91                | 260                    | 502 Demi-produits en pierre naturelle communs (surtout de construction).     |
| 9   | 355               | 215                    | 28                                 | 609               | 581                    | 504 Briques et tuiles, argile  |
| 4   | 178               | 4,911                  | 3                                  | 120               | 805                    | 506 Briques réfractaires et produits similaires                              |
| 7   | 95                | 3,551                  |                                    |                   | 40                     | 508 Dolomie et magnésite calcinées   |
| 41  | 1,812             | 672                    | 13                                 | 631               | 158                    | 510 Matières réfractaires n.d.a.   |
| 7   | 255               | 64                     | 36                                 | 795               | 2,244                  | 512 Principaux demi-produits en verre communs                                |
| 2   | 90                | 257                    | 15                                 | 438               | 502                    | 514 Demi-produits en amiante et en amiante-ciment communs.                   |

TABLE 2. Revenue Freight Loaded and Unloaded by Railways Within Each Province - Continued

Second quarter - 1974 - Deuxième trimestre

| Commodity  | Newfoundland<br>--<br>Terre-Neuve |                |                              | Prince Edward Island<br>--<br>Île-du-Prince-Édouard |                |                              |
|--|-----------------------------------|----------------|------------------------------|---|----------------|------------------------------|
|  | Loaded<br>--<br>Chargées          |                | Unloaded<br>--<br>Déchargées | Loaded<br>--<br>Chargées                            |                | Unloaded<br>--<br>Déchargées |
|  | cars<br>--<br>wagons              | tons -- tonnes |                              | cars<br>--<br>wagons                                | tons -- tonnes |                              |
|  |                                   |                |                              |   |                |                              |
| <u>SECTION IV - Concluded</u>  |                                   |                |                              |   |                |                              |
| <u>Fabricated materials, inedible (C.L.) - Concluded</u>   |                                   |                |                              |   |                |                              |
| 516 Portland cement, standard .....  | 192                               | 4,796          | 7,144                        | --  | --             | 5,482                        |
| 518 Concrete pipe .....  | --                                | --             | 833                          | --  | --             | --                           |
| 520 Cement and concrete basic products, n.e.s. ....  | 207                               | 5,800          | 5,868                        | --  | --             | 430                          |
| 522 Plaster .....  | --                                | --             | 181                          | --  | --             | 35                           |
| 524 Gypsum wallboard and sheathing .....   | 5                                 | 181            | 130                          | --  | --             | 585                          |
| 526 Gypsum basic products, n.e.s. ....   | --                                | --             | --                           | --  | --             | --                           |
| 528 Lime, hydrated and quick .....   | 1                                 | 52             | 1,435                        | --  | --             | 332                          |
| 530 Non-metallic mineral basic products, n.e.s. ....   | 3                                 | 115            | 4,652                        | 1   | 10             | 387                          |
| 532 Bituminous pressed or molded fabricated materials  | --                                | --             | 64                           | --  | --             | --                           |
| 534 Miscellaneous fabricated materials .....   | --                                | --             | 208                          | --  | --             | 36                           |
| (994) Total .....  | 4,816                             | 113,114        | 288,657                      | 144   | 5,323          | 41,280                       |
| <u>SECTION V</u>   |                                   |                |                              |   |                |                              |
| <u>End products, inedible (C.L.)</u>   |                                   |                |                              |   |                |                              |
| 536 Power boilers .....  | --                                | --             | 18                           | --  | --             | --                           |
| 538 Engines and turbines, general purpose .....  | --                                | --             | --                           | --  | --             | --                           |
| 539 Electric generators and motors .....   | 1                                 | 14             | --                           | --  | --             | --                           |
| 540 General purpose industrial machinery, n.e.s. ....  | 57                                | 831            | 3,654                        | 1   | 11             | 33                           |
| 542 Conveying, elevating and materials handling<br>equipment.  | 7                                 | 120            | 392                          | 1   | 12             | --                           |
| 544 Construction and maintenance machinery and<br>equipment.   | 7                                 | 183            | 1,156                        | --  | --             | 26                           |
| 546 Special industry machinery, n.e.s. ....  | --                                | --             | 530                          | --  | --             | 135                          |
| 548 Agricultural machinery and equipment .....   | 1                                 | 20             | 238                          | 5   | 92             | 795                          |
| 550 Tractors .....   | 4                                 | 15             | 585                          | 4   | 110            | 254                          |
| 552 Railway rolling stock .....  | 10                                | 202            | 222                          | 2   | 9              | 9                            |
| 554 Passenger automobiles and chassis .....  | 63                                | 690            | 2,395                        | --  | --             | 67                           |
| 556 Motor vehicle engines, accessories, parts and<br>assemblies.   | 10                                | 119            | 186                          | --  | --             | 10                           |
| 558 Road motor vehicles, n.e.s. ....   | 43                                | 335            | 1,784                        | 1   | 6              | 98                           |
| 560 Ships and boats, aircraft and miscellaneous vehi-<br>cles, n.e.s. (incl. parts and accessories).                 | --                                | --             | 136                          | --  | --             | 20                           |
| 562 Rubber tires and tubes .....   | 2                                 | 78             | 585                          | --  | --             | --                           |
| 564 Communication and related equipment .....  | --                                | --             | 65                           | --  | --             | --                           |
| 566 Heating equipment .....  | --                                | --             | 220                          | --  | --             | 7                            |
| 568 Air-conditioning and refrigeration equipment .....   | --                                | --             | 390                          | --  | --             | 88                           |
| 570 Plumbing equipment and fittings .....  | --                                | --             | 114                          | --  | --             | 98                           |
| 572 Electric lighting, distribution and control<br>equipment, n.e.s.   | 2                                 | 62             | 243                          | --  | --             | --                           |
| 574 Furniture and fixtures .....   | 3                                 | 60             | 1,283                        | 2   | 23             | 153                          |
| 576 Electric appliances and accessories .....  | 8                                 | 228            | 641                          | --  | --             | 40                           |
| 577 Other equipment .....  | --                                | --             | 15                           | --  | --             | --                           |
| 578 Facial tissues and paper handkerchiefs .....   | --                                | --             | 192                          | --  | --             | --                           |
| 579 Apparel and accessories, n.e.s. ....   | --                                | --             | --                           | --  | --             | --                           |
| 580 Toiletries, cleaning preparations and household<br>chemical specialties.   | 2                                 | 65             | 2,014                        | --  | --             | --                           |
| 582 Paper napkins, towels and toilet paper .....   | --                                | --             | 806                          | --  | --             | --                           |
| 584 Tableware, paper .....   | 1                                 | 50             | 113                          | --  | --             | --                           |
| 586 Kitchen utensils, cutlery and tableware, n.e.s.<br>(exc. silverware).  | --                                | --             | 40                           | --  | --             | --                           |
| 588 Household and personal equipment, n.e.s. ....  | --                                | --             | 119                          | --  | --             | 12                           |
| 590 Medicinal and pharmaceutical products and supplies,<br>including ophthalmic goods and orthopaedic<br>appliances. | --                                | --             | 580                          | --  | --             | --                           |
| 592 Printed matter .....   | --                                | --             | 32                           | --  | --             | --                           |
| 594 Stationers' supplies, photographic goods, musical<br>instruments and recreational supplies.                      | 3                                 | 94             | 730                          | --  | --             | 340                          |

TABLEAU 2. Marchandises payantes chargées et déchargées par les compagnies de chemin de fer dans chaque province - suite

Second quarter - 1974 - Deuxième trimestre

| Nova Scotia<br>--<br>Nouvelle-Écosse                          |                |                              | New Brunswick<br>--<br>Nouveau-Brunswick |                |                              | Désignation   |
|---|----------------|------------------------------|--|----------------|------------------------------|---|
| Loaded<br>--<br>Chargées                                      |                | Unloaded<br>--<br>Déchargées | Loaded<br>--<br>Chargées                 |                | Unloaded<br>--<br>Déchargées |   |
| cars<br>--<br>wagons  | tons -- tonnes |                              | cars<br>--<br>wagons                     | tons -- tonnes |                              |   |
|   |                |                              |  |                |                              |   |
| <u>SECTION IV - fin</u>                                       |                |                              |  |                |                              |   |
| <u>Demi-produits, non comestibles (charge complète) - fin</u> |                |                              |  |                |                              |   |
| 40  | 1,495          | 1,575                        | 77                                       | 6,141          | 9,340                        | 516 Ciment Portland ordinaire   |
| 3   | 90             | 662                          | —  | —              | 676                          | 518 Tuyaux en béton   |
| —   | —              | 449                          | 6  | 476            | 284                          | 520 Demi-produits en ciment et en béton communs n.d.a.  |
| 59  | 2,401          | 599                          | 86                                       | 2,640          | 855                          | 522 Plâtre  |
| 8   | 303            | 6,930                        | 175                                      | 5,466          | 5,304                        | 524 Panneaux et revêtements en gypse  |
| —   | —              | —                            | —  | —              | —                            | 526 Principaux produits en gypse n.d.a.   |
| 2   | 75             | 513                          | 74                                       | 4,737          | 5,416                        | 528 Chaux ordinaire (éteinte et vive)   |
| 32  | 1,134          | 4,480                        | 71                                       | 2,851          | 5,191                        | 530 Demi-produits minéraux non métalliques communs n.d.a.   |
| —   | —              | 21                           | —  | —              | —                            | 532 Demi-produits bitumineux pressés ou moulés  |
| 1   | 20             | 272                          | 78                                       | 1,383          | 783                          | 534 Divers demi-produits  |
| 7,055   | 401,223        | 317,972                      | 12,003                                   | 607,328        | 658,461                      | (994) Total   |
| <u>SECTION V</u>  |                |                              |  |                |                              |   |
| <u>Produits finis, non comestibles (charge complète)</u>      |                |                              |  |                |                              |   |
| —   | —              | — 15                         | —  | —              | 2,280                        | 536 Chaudières  |
| 1   | 35             | 35                           | —  | —              | — 140                        | 538 Machines et turbines  |
| 1   | 40             | 100                          | —  | —              | 260                          | 539 Générateurs et moteurs électriques  |
| 117   | 4,744          | 1,342                        | 41                                       | 1,330          | 2,201                        | 540 Outillage industriel d'utilisation générale n.d.a.  |
| 26  | 630            | 891                          | 16                                       | 480            | 1,520                        | 542 Machines et appareils de levage et de manutention et convoyeurs.                                  |
| 33  | 1,426          | 1,635                        | 10                                       | 402            | 1,885                        | 544 Machines et outillage de construction et d'entretien.   |
| 20  | 956            | 1,673                        | 17                                       | 661            | 3,939                        | 546 Machines industrielles spéciales n.d.a.   |
| 3   | 93             | 439                          | 23                                       | 716            | 2,203                        | 548 Machines et outillages agricoles  |
| 116   | 4,917          | 770                          | 47                                       | 1,049          | 1,739                        | 550 Tracteurs   |
| 94  | 4,335          | 3,817                        | 52                                       | 1,470          | 2,080                        | 552 Matériel ferroviaire roulant  |
| 1,540   | 23,850         | 5,866                        | 109                                      | 1,994          | 33,967                       | 554 Voitures automobiles et châssis   |
| 39  | 970            | 1,744                        | 33                                       | 780            | 8,057                        | 556 Moteurs, accessoires et organes de véhicules automobiles.   |
| 50  | 1,447          | 2,794                        | 50                                       | 1,291          | 10,334                       | 558 Véhicules routiers à moteur n.d.a.  |
| 11  | 414            | 94                           | 26                                       | 248            | 315                          | 560 Bateaux, aéronefs et véhicules divers n.d.a. (y compris accessoires).                             |
| 4   | 135            | 868                          | 37                                       | 600            | 1,917                        | 562 Pneus et chambres à air en caoutchouc   |
| 2   | 60             | 255                          | 9  | 112            | 94                           | 564 Matériel de communications et matériel connexe  |
| 7   | 285            | 671                          | 13                                       | 460            | 816                          | 566 Matériel déchauffage  |
| 5   | 140            | 1,578                        | 23                                       | 655            | 1,748                        | 568 Matériel de conditionnement de l'air et de réfrigération.   |
| —   | —              | 295                          | 8  | 198            | 453                          | 570 Tuyaux et garnitures  |
| 10  | 684            | 741                          | 14                                       | 350            | 1,204                        | 572 Matériel de distribution et de commande d'éclairage électrique n.d.a.                             |
| 13  | 395            | 703                          | 52                                       | 1,007          | 1,778                        | 574 Meubles et agencements fixes  |
| 17  | 665            | 2,428                        | 67                                       | 2,201          | 2,253                        | 576 Appareils électriques et accessoires  |
| 3   | 140            | 288                          | 9  | 147            | 323                          | 577 Autres appareils  |
| 1   | 45             | 43                           | 3  | 90             | 642                          | 578 Serviettes à démaquiller et mouchoirs en papier   |
| 3   | 120            | —                            | 34                                       | 363            | —                            | 579 Ornements et accessoires n.d.a.   |
| 4   | 155            | 2,237                        | 21                                       | 562            | 4,770                        | 580 Produits de nettoyage (pour toilettes, vaisselle, etc.).  |
| 7   | 240            | 847                          | 19                                       | 669            | 640                          | 582 Napperons et serviettes en papier et papier de toilette.  |
| 97  | 1,331          | 46                           | 1  | 12             | 622                          | 584 Articles de table en papier   |
| 2   | 80             | 15                           | 13                                       | 184            | 70                           | 586 Ustensiles de cuisine, services de table et coutellerie n.d.a. (à l'exclusion de l'argenterie)    |
| 22  | 812            | 386                          | 7  | 184            | 1,066                        | 588 Articles de ménage n.d.a.   |
| 3   | 143            | 70                           | 6  | 210            | 1,008                        | 590 Produits médicaux et pharmaceutiques, y compris produits ophtalmiques et appareils orthopédiques. |
| —   | —              | 230                          | 11                                       | 217            | 226                          | 592 Imprimés  |
| 3   | 100            | 2,556                        | 37                                       | 1,142          | 4,618                        | 594 Articles de papeterie et photographiques, instruments de musique et articles d'amusement.         |

TABLE 2. Revenue Freight Loaded and Unloaded by Railways Within Each Province - Continued

Second quarter - 1974 - Deuxième trimestre

| Commodity   | Newfoundland |           |            | Prince Edward Island  |        |            |
|---|--------------|-----------|------------|-----------------------|--------|------------|
|   | Terre-Neuve  |           |            | Île-du-Prince-Édouard |        |            |
|   | Loaded       |           | Unloaded   | Loaded                |        | Unloaded   |
|   | Chargées     |           | Déchargées | Chargées              |        | Déchargées |
|   | cars         | tons      | tonnes     | cars                  | tons   | tonnes     |
|   | wagons       |           |            | wagons                |        |            |
| <u>SECTION V - Concluded</u>  |              |           |            |                       |        |            |
| <u>End products, inedible (C.L.) - Concluded</u>  |              |           |            |                       |        |            |
| 596 Firearms, weapons and ammunition .....  | -            | -         | 40         | -                     | -      | 42         |
| 598 Prefabricated buildings and structures .....  | 105          | 752       | 389        | 3                     | 24     | -          |
| 600 Miscellaneous products, n.e.s. ....   | -            | -         | 34         | -                     | -      | -          |
| 602 Metal containers .....  | 19           | 446       | 1,316      | 3                     | 29     | 219        |
| 604 Glass containers .....  | 10           | 260       | 2,643      | -                     | -      | -          |
| 606 Bags, paper .....   | -            | -         | 583        | -                     | -      | -          |
| 608 Other paper containers .....  | 4            | 145       | 2,336      | -                     | -      | 14         |
| 610 Wooden containers .....   | -            | -         | 45         | 1                     | 45     | 160        |
| 612 Shipping and distribution containers and closures,<br>n.e.s. (not C.O.F.C.) .....   | -            | -         | 274        | 3                     | 84     | 45         |
| 614 Containers and closures, n.e.s. (not C.O.F.C.).....                                 | -            | -         | -          | -                     | -      | -          |
| 616 Paper end products .....  | -            | -         | 97         | -                     | -      | -          |
| 618 Plastic end products .....  | 1            | 13        | 227        | -                     | -      | 13         |
| 620 Remaining end products .....  | -            | -         | 169        | -                     | -      | -          |
| (995) Total .....   | 363          | 4,782     | 27,631     | 26                    | 445    | 2,368      |
| <u>SECTION VI</u>   |              |           |            |                       |        |            |
| <u>Special types of traffic (C.L.)</u>  |              |           |            |                       |        |            |
| 622 Shipping containers returned empty (not C.O.F.C.) .....                             | 44           | 585       | 239        | -                     | -      | -          |
| 624 Mixed carload freight, n.e.s. ....  | 7            | 71        | 5,048      | 22                    | 602    | 2,122      |
| 626 Freight forwarder and shipper association traffic .....                             | 8            | 345       | 6,319      | 13                    | 403    | 3,180      |
| 628 Piggyback (T.O.F.C.) - motor common carrier<br>trailers (Plans I & V)(1) .....      | 126          | 1,171     | 52         | 2                     | 25     | 463        |
| 630 Piggyback (C.O.F.C.) - motor common carrier<br>containers (Plans I & V)(1) .....    | 2            | 65        | 1,291      | 1                     | 8      | -          |
| 632 Piggyback (T.O.F.C.) - other trailers (Plans III,<br>IV and open tariff)(1) .....   | -            | -         | -          | 1                     | 16     | 36         |
| 634 Piggyback (C.O.F.C.) - other containers (Plans III,<br>IV and open tariff)(1) ..... | -            | -         | -          | -                     | -      | -          |
| (996) Total .....   | 187          | 2,237     | 12,949     | 39                    | 1,054  | 5,801      |
| (997) Grand total, carload traffic .....  | 59,943       | 5,645,528 | 498,518    | 1,518                 | 42,808 | 126,418    |
| <u>SECTION VII</u>  |              |           |            |                       |        |            |
| <u>Non-carload freight</u>  |              |           |            |                       |        |            |
| 640 Non-carload shipments (L.C.L., express, etc.) .....                                 | ...          | 9,004     | 25,128     | ...                   | 2,663  | 8,734      |
| (998) Grand total, carload and non-carload<br>traffic .....                             | ...          | 5,654,532 | 523,646    | ...                   | 45,471 | 135,152    |

(1) Excludes railway-owned (Plan II) trailers and containers for which data included under appropriate commodities according to trailer or container contents.



TABLEAU 1. Marchandises portées chargées et déchargées par les compagnies de chemin de fer dans chaque province - suite

Second quarter - 1974 - Deuxième trimestre

| Nova Scotia<br>--<br>Nouvelle-Écosse                           |                   |                              | New Brunswick<br>--<br>Nouveau-Brunswick |                   |                              | Désignation  |
|--|-------------------|------------------------------|--|-------------------|------------------------------|--|
| Loaded<br>--<br>Chargées                                       |                   | Unloaded<br>--<br>Déchargées | Loaded<br>--<br>Chargées                 |                   | Unloaded<br>--<br>Déchargées |  |
| cars<br>--<br>wagons   | tons --<br>tonnes | tons --<br>tonnes            | cars<br>--<br>wagons                     | tons --<br>tonnes | tons --<br>tonnes            |  |
| <u>SECTION V - fin</u>   |                   |                              |  |                   |                              |  |
| <u>Produits finis, non comestibles (charge complète) - fin</u> |                   |                              |  |                   |                              |  |
| 3  | 70                | 40                           | 7  | 246               | 1,034                        | 596 Armes à feu, armes et munitions  |
| 2  | 118               | 324                          | 2  | 49                | 1,649                        | 598 Edifices et ouvrages préfabriqués  |
| --   | --                | 62                           | 4  | 35                | 129                          | 600 Divers produits n.d.a.   |
| 36   | 989               | 2,863                        | 26                                       | 1,033             | 1,663                        | 602 Conteneurs métalliques   |
| 7  | 278               | 621                          | 90                                       | 2,877             | 505                          | 604 Conteneurs en verre  |
| 2  | 112               | 1,140                        | 12                                       | 350               | 879                          | 606 Sacs en papier   |
| 38   | 940               | 654                          | 27                                       | 874               | 590                          | 608 Autres conteneurs en papier  |
| 28   | 383               | 376                          | 34                                       | 915               | 604                          | 610 Conteneurs en bois   |
| 67   | 1,157             | 1,704                        | 53                                       | 1,142             | 1,768                        | 612 Conteneurs et autres emballages et caisses pour les expéditions n.d.a. (autres que rail-route) |
| --   | --                | --                           | 2  | 38                | 120                          | 614 Conteneurs et caisses n.d.a. (autres que rail-route)   |
| 27   | 557               | 191                          | 105                                      | 2,546             | 590                          | 616 Produits finis en papier   |
| 7  | 217               | 609                          | 20                                       | 550               | 371                          | 618 Produits finis en plastique  |
| 2  | 80                | 222                          | 18                                       | 398               | 549                          | 620 Autres produits finis  |
| 1,473  | 54,288            | 44,248                       | 1,208                                    | 30,837            | 105,339                      | (995) Total  |
| <u>SECTION VI</u>  |                   |                              |  |                   |                              |  |
| <u>Transports spéciaux (charge complète)</u>                   |                   |                              |  |                   |                              |  |
| 26   | 793               | 736                          | 18                                       | 648               | 795                          | 622 Conteneurs vides retournés à l'expéditeur (autres que rail-route).                             |
| 608  | 19,384            | 19,072                       | 1,653                                    | 34,409            | 32,838                       | 624 Chargements mixtes, n.d.a.   |
| 149  | 5,199             | 31,313                       | 1,067                                    | 19,243            | 28,473                       | 626 Trafic des maisons d'expédition et des groupements d'expéditeurs.                              |
| 213  | 6,411             | 16,098                       | 623                                      | 11,946            | 21,063                       | 628 Piggyback - remorques (rail-route) des transporteurs public (Plans I & V)(1).                  |
| 5,343  | 211,719           | 200,610                      | 755                                      | 4,161             | 1,881                        | 630 Piggyback - conteneurs (rail-route) des transporteurs public (Plans I & V)(1).                 |
| 2  | 80                | 187                          | 6  | 165               | 140                          | 632 Piggyback - autres remorques (rail-route) (Plans III, IV et tarif général)(1).                 |
| --   | --                | --                           | --                                       | --                | --                           | 634 Piggyback - autres conteneurs (rail-route) (Plans III, IV et tarif général)(1)                 |
| 6,341  | 243,586           | 268,016                      | 4,122                                    | 70,572            | 85,190                       | (996) Total  |
| 44,229   | 2,588,522         | 2,516,075                    | 29,560                                   | 1,242,040         | 1,526,560                    | (997) Total du trafic charge complète  |
| <u>SECTION VII</u>   |                   |                              |  |                   |                              |  |
| <u>Trafic des chargements de détail</u>                        |                   |                              |  |                   |                              |  |
| ...  | 74,380            | 76,547                       | ...                                      | 73,618            | 74,943                       | 640 Expéditions de marchandises de détail (tarifs grande et petite vitesse).                       |
| ...  | 2,662,902         | 2,592,622                    | ...                                      | 1,315,658         | 1,601,503                    | (998) Total, charges complètes et chargements de détail.   |

(1) Non compris les remorques et conteneurs qui sont la propriété des compagnies ferroviaires (plan II) et dont le frêt a été classé par type de marchandises suivant le contenu de la remorque au conteneur.

TABLE 2. Revenue Freight Loaded and Unloaded by Railways Within Each Province - Continued

Second quarter - 1974 - Deuxième trimestre

| Commodity   | Québec   |            |        | Ontario  |            |           |
|---|----------|------------|--------|----------|------------|-----------|
|   | Loaded   | Unloaded   |        | Loaded   | Unloaded   |           |
|   | Chargées | Déchargées |        | Chargées | Déchargées |           |
|   | cars     | tons       | tonnes | cars     | tons       | tonnes    |
|   | wagons   |            |        | wagons   |            |           |
| <u>SECTION I</u>  |          |            |        |          |            |           |
| <u>Live animals (C.L.)</u>                                    |          |            |        |          |            |           |
| 002 Cattle .....  | 14       | 304        | 2,024  | 118      | 2,489      | 13,810    |
| 004 Swine .....   | 6        | 55         | 325    | -        | -          | 1,607     |
| 006 Horses, mules and donkeys .....                           | -        | -          | 118    | 10       | 38         | 130       |
| 008 Live animals, n.e.s. ....                                 | 1        | 15         | 250    | 1        | 13         | 423       |
| (991) Total .....   | 21       | 374        | 2,717  | 129      | 2,540      | 15,970    |
| <u>SECTION II</u>   |          |            |        |          |            |           |
| <u>Food, feed, beverages and tobacco (C.L.)</u>               |          |            |        |          |            |           |
| 010 Meat, fresh or chilled .....                              | 196      | 3,162      | 77,393 | 304      | 9,613      | 54,766    |
| 012 Meat, frozen .....  | 92       | 2,533      | 6,222  | 46       | 1,020      | 3,240     |
| 014 Meat and meat preparations, n.e.s. ....                   | 5        | 209        | 2,258  | 367      | 6,237      | 761       |
| 016 Fish and marine animals .....                             | 12       | 247        | 2,120  | 13       | 383        | 3,783     |
| 018 Butter .....  | 30       | 1,149      | 1,892  | 5        | 231        | 1,163     |
| 020 Cheese .....  | 14       | 485        | 282    | 2        | 30         | 384       |
| 022 Dairy produce, n.e.s., eggs and honey .....               | 283      | 7,159      | 3,396  | 255      | 8,758      | 3,204     |
| 024 Barley .....  | 129      | 6,444      | 20,397 | 673      | 42,625     | 842,583   |
| 026 Corn .....  | 176      | 9,289      | 51,546 | 856      | 66,022     | 49,233    |
| 028 Oats .....  | 75       | 3,266      | 31,580 | 876      | 50,953     | 102,050   |
| 030 Rice .....  | 3        | 128        | 2,579  | 81       | 4,557      | 11,445    |
| 032 Rye .....   | -        | -          | 1,558  | 49       | 3,126      | 29,704    |
| 034 Wheat .....   | 67       | 3,424      | 32,006 | 1,492    | 107,753    | 3,085,094 |
| 036 Cereals unmilled, n.e.s. ....                             | 4        | 160        | 1,601  | 24       | 1,041      | 6,047     |
| 038 Corn meal and flour .....                                 | 12       | 350        | 4,900  | 29       | 1,278      | 6,286     |
| 040 Corn starch .....   | 1        | 23         | 2,424  | 43       | 1,819      | 1,638     |
| 042 Malt and malt flour .....                                 | 2        | 100        | 14,038 | 666      | 37,521     | 6,402     |
| 044 Wheat flour .....   | 183      | 6,896      | 39,113 | 1,056    | 46,607     | 18,197    |
| 046 Cereals milled, n.e.s. ....                               | 78       | 2,755      | 7,114  | 213      | 7,588      | 5,905     |
| 048 Bakery products .....                                     | 577      | 10,674     | 3,244  | 521      | 9,064      | 4,622     |
| 050 Cereal products .....                                     | 87       | 2,326      | 8,797  | 1,661    | 27,261     | 8,799     |
| 052 Farinaceous substances and flour, n.e.s. for use as food. | 69       | 1,268      | 3,219  | 218      | 6,647      | 3,418     |
| 054 Apples .....  | 13       | 195        | 7,670  | 8        | 179        | 9,033     |
| 056 Bananas .....   | -        | -          | -      | -        | -          | -         |
| 058 Oranges .....   | 4        | 104        | 20,425 | 25       | 599        | 21,410    |
| 060 Other citrus fruits .....                                 | 4        | 141        | 5,038  | 3        | 227        | 2,627     |
| 062 Grapes .....  | 18       | 371        | 1,126  | -        | -          | 857       |
| 064 Watermelons .....   | -        | -          | 259    | 1        | 84         | 2,140     |
| 066 Cantaloupes and melons, n.e.s. ....                       | -        | -          | 2,475  | -        | -          | 5,179     |
| 068 Peaches .....   | -        | -          | 564    | -        | -          | 217       |
| 070 Pears .....   | 1        | 35         | 1,653  | -        | -          | 1,261     |
| 072 Fresh or chilled fruits, n.e.s. and berries .....         | 12       | 202        | 4,978  | 2        | 60         | 4,025     |
| 074 Frozen fruits and berries .....                           | 4        | 115        | 2,484  | 3        | 169        | 2,123     |
| 076 Dried and dehydrated fruits .....                         | 1        | 25         | 680    | 10       | 219        | 916       |
| 078 Fruit juices, and fruit juice concentrates not frozen.    | 25       | 961        | 5,652  | 154      | 5,280      | 4,495     |
| 080 Fruit juice concentrates, frozen .....                    | 2        | 92         | 1,502  | 19       | 625        | 3,961     |
| 082 Fruits and fruit preparations, n.e.s. ....                | 104      | 2,818      | 5,716  | 370      | 11,003     | 2,309     |
| 084 Nuts, except oil nuts .....                               | 6        | 233        | 1,691  | 15       | 573        | 1,562     |
| 086 Sugar beets .....   | -        | -          | 41     | -        | -          | -         |
| 088 Cabbage .....   | 1        | 20         | 2,256  | 5        | 99         | 4,848     |
| 090 Celery .....  | 1        | 20         | 6,173  | -        | -          | 6,288     |
| 092 Lettuce .....   | 5        | 85         | 22,880 | 3        | 89         | 24,864    |
| 094 Onions and shallots .....                                 | 15       | 435        | 5,108  | 40       | 805        | 5,705     |
| 096 Potatoes, other than sweet .....                          | 115      | 2,875      | 38,183 | 30       | 941        | 38,351    |
| 098 Tomatoes .....  | 1        | 15         | 1,330  | 2        | 72         | 1,388     |
| 100 Vegetables, n.e.s. fresh or chilled .....                 | 47       | 1,216      | 13,283 | 93       | 2,456      | 16,430    |
| 102 Vegetables, frozen .....                                  | 12       | 246        | 1,348  | 25       | 896        | 2,351     |

TABEAU 2. Marchandises payantes chargées et déchargées par les compagnies de chemin de fer dans chaque province - suite

Second quarter - 1974 - Deuxième trimestre

| Manitoba  |                |                              | Saskatchewan             |                |                              | Désignation   |
|---|----------------|------------------------------|--------------------------|----------------|------------------------------|---|
| Loaded<br>--<br>Chargées  |                | Unloaded<br>--<br>Déchargées | Loaded<br>--<br>Chargées |                | Unloaded<br>--<br>Déchargées |   |
| cars<br>--<br>wagons  | tons -- tonnes | tonnes                       | cars<br>--<br>wagons     | tons -- tonnes | tonnes                       |   |
| <u>SECTION I</u>  |                |                              |                          |                |                              |   |
| <u>Animaux vivants (charge complète)</u>                        |                |                              |                          |                |                              |   |
| 311   | 6,028          | 981                          | 403                      | 7,260          | 1,434                        | 002 Bovins  |
| 113   | 1,713          | 1,097                        | 3                        | 42             | -                            | 004 Porcs   |
| 5   | 57             | -                            | 2                        | - 11           | 30                           | 006 Chevaux, mulets et ânes   |
| 33  | 491            | 372                          | 5                        | 136            | -                            | 008 Animaux vivants n.d.a.  |
| 462   | 8,289          | 2,450                        | 413                      | 7,427          | 1,464                        | (991) Total   |
| <u>SECTION II</u>   |                |                              |                          |                |                              |   |
| <u>Aliments, provendes, boissons et tabac (charge complète)</u> |                |                              |                          |                |                              |   |
| 890   | 21,001         | 2,856                        | 232                      | 5,715          | 4,190                        | 010 Viandes fraîches ou réfrigérées                                     |
| 7   | 197            | 420                          | 33                       | 952            | 55                           | 012 Viandes congelées   |
| 3   | 62             | 270                          | 38                       | 743            | 25                           | 014 Viandes et préparations de viandes n.d.a.                           |
| 13  | 478            | 810                          | 1                        | 10             | 199                          | 016 Poissons et fruits de mer   |
| -   | -              | 508                          | -                        | -              | 87                           | 018 Beurre  |
| 2   | 30             | 25                           | -                        | -              | 5                            | 020 Fromages  |
| 34  | 909            | 1,441                        | 3                        | 156            | 197                          | 022 Produits laitiers n.d.a., oeufs et miel                             |
| 4,850   | 283,514        | 62,223                       | 8,901                    | 523,746        | 654                          | 024 Orge  |
| 2   | 194            | 10,833                       | -                        | -              | 367                          | 026 Maïs  |
| 757   | 39,734         | 4,016                        | 755                      | 38,800         | 3,125                        | 028 Avoine  |
| -   | -              | 379                          | 2                        | 101            | 96                           | 030 Riz   |
| 104   | 5,958          | 782                          | 377                      | 22,506         | 311                          | 032 Seigle  |
| 11,800  | 725,248        | 57,034                       | 54,204                   | 3,483,508      | 44,721                       | 034 Blé   |
| 94  | 5,180          | 1,238                        | 72                       | 3,898          | 1,240                        | 036 Céréales non moulues n.d.a.   |
| 2   | 70             | 937                          | -                        | -              | 742                          | 038 Farines de maïs   |
| -   | -              | 60                           | -                        | -              | -                            | 040 Féculé de maïs  |
| 408   | 25,197         | 237                          | - 5                      | - 313          | 2,762                        | 042 Malt et farine de malt  |
| 808   | 34,948         | 5,007                        | 643                      | 25,841         | 2,320                        | 044 Farine de blé   |
| 26  | 828            | 1,184                        | 118                      | 4,098          | 258                          | 046 Céréales moulues n.d.a.   |
| 138   | 2,423          | 2,033                        | -                        | -              | 1,099                        | 048 Produits de boulangerie   |
| 87  | 1,702          | 3,644                        | 6                        | 242            | 1,201                        | 050 Produits à base de céréales   |
| 3   | 190            | 1,056                        | 1                        | 60             | 876                          | 052 Substances farineuses et farines n.d.a. destinées à l'alimentation. |
| -   | -              | 58                           | -                        | -              | -                            | 054 Pommes  |
| -   | -              | -                            | -                        | -              | -                            | 056 Bananes   |
| -   | -              | 692                          | -                        | -              | -                            | 058 Oranges   |
| -   | -              | -                            | -                        | -              | 30                           | 060 Autres agrumes  |
| -   | -              | 77                           | 1                        | 19             | 46                           | 062 Raisins   |
| -   | -              | -                            | -                        | -              | 49                           | 064 Pastèques   |
| -   | -              | -                            | -                        | -              | -                            | 066 Cantaloups et melons n.d.a.   |
| -   | -              | -                            | -                        | -              | -                            | 068 Pêches  |
| -   | -              | -                            | -                        | -              | -                            | 070 Poires  |
| -   | -              | 33                           | -                        | -              | -                            | 072 Fruits frais ou réfrigérés n.d.a. et baies                          |
| -   | -              | 50                           | -                        | -              | -                            | 074 Fruits et baies congelés  |
| -   | -              | 241                          | -                        | -              | -                            | 076 Fruits séchés et déshydratés  |
| 1   | 27             | 1,656                        | -                        | -              | 530                          | 078 Jus de fruits et concentrés de jus de fruits non congelés.          |
| 18  | 600            | 492                          | -                        | -              | - 37                         | 080 Concentrés de jus de fruits congelés                                |
| 18  | 453            | 2,624                        | -                        | -              | 726                          | 082 Fruits et préparations de fruits n.d.a.                             |
| 46  | 2,145          | 260                          | -                        | -              | 60                           | 084 Noix, à l'exclusion des noix oléagineuses                           |
| 1   | 60             | -                            | -                        | -              | -                            | 086 Betteraves sucrières  |
| -   | -              | 359                          | -                        | -              | -                            | 088 Choux   |
| -   | -              | -                            | -                        | -              | -                            | 090 Céleris   |
| -   | -              | -                            | -                        | -              | -                            | 092 Laitues   |
| 6   | 110            | 144                          | -                        | -              | 15                           | 094 Oignons et échalotes  |
| 33  | 886            | 1,001                        | -                        | -              | 616                          | 096 Pommes de terre (sauf patates douces)                               |
| -   | -              | 26                           | -                        | -              | 27                           | 098 Tomates   |
| 20  | 596            | 1,087                        | 6                        | 356            | 20                           | 100 Légumes frais ou réfrigérés n.d.a.                                  |
| 2   | 55             | 47                           | -                        | -              | -                            | 102 Légumes congelés  |

TABLE 2. Revenue Freight Loaded and Unloaded by Railways Within Each Province - Continued

Second quarter - 1974 - Deuxième trimestre

| Commodity   | Québec   |            |         | Ontario  |            |           |
|---|----------|------------|---------|----------|------------|-----------|
|   | Loaded   | Unloaded   |         | Loaded   | Unloaded   |           |
|   | --       | --         |         | --       | --         |           |
|   | Chargées | Déchargées |         | Chargées | Déchargées |           |
|   | cars     | tons       | tonnes  | cars     | tons       | tonnes    |
|   | --       | --         |         | --       | --         |           |
|   | wagons   |            |         | wagons   |            |           |
| <u>SECTION II - Concluded</u>                                     |          |            |         |          |            |           |
| <u>Food, feed, beverages and tobacco (C.L.) - Concluded</u>       |          |            |         |          |            |           |
| 104 Vegetables, dried .....                                       | 36       | 986        | 6,601   | 108      | 3,161      | 2,411     |
| 106 Vegetables and preparations, n.e.s. ....                      | 62       | 1,707      | 15,434  | 806      | 29,242     | 7,842     |
| 108 Sugar .....   | 409      | 25,862     | 17,704  | 128      | 8,319      | 58,057    |
| 110 Molasses and syrups .....                                     | 35       | 1,996      | 4,440   | 262      | 12,734     | 9,883     |
| 112 Sugar preparations (incl. confectionery), n.e.s. ..           | 167      | 3,829      | 2,172   | 236      | 5,048      | 3,552     |
| 114 Coffee .....  | 168      | 4,858      | 1,671   | 11       | 446        | 4,370     |
| 116 Cocoa and chocolate, tea, spices and vinegar .....            | 167      | 3,756      | 3,220   | 14       | 417        | 2,347     |
| 118 Margarine and similar products .....                          | 9        | 311        | 30      | 57       | 1,677      | -         |
| 120 Shortening and lard .....                                     | 13       | 344        | 1,154   | 94       | 2,584      | 1,426     |
| 122 Soups and infant and junior foods .....                       | 2        | 45         | 124     | 71       | 1,913      | 387       |
| 124 Pre-cooked frozen food preparations .....                     | 30       | 619        | 2,745   | 106      | 3,284      | 5,798     |
| 126 Food preparations and materials for food preparations, n.e.s. | 1,090    | 27,651     | 47,453  | 2,484    | 88,464     | 5,986     |
| 128 Hay, forage and straw .....                                   | 3        | 107        | 705     | 32       | 438        | 149       |
| 130 Wheat bran, shorts and middlings .....                        | 157      | 5,600      | 26,413  | 635      | 23,161     | 14,805    |
| 132 Ground cereals and by-products, n.e.s. ....                   | 62       | 1,801      | 38,331  | 1,083    | 52,590     | 21,641    |
| 134 Soyabean oil meal .....                                       | 26       | 868        | 34,126  | 559      | 28,604     | 2,691     |
| 136 Oil seed meals (incl. cake) n.e.s. ....                       | 3        | 42         | 21,341  | 9        | 449        | 6,957     |
| 138 Feeds of vegetable origin, n.e.s. ....                        | 28       | 901        | 46,412  | 605      | 23,786     | 5,356     |
| 140 Feeds of animal origin .....                                  | 5        | 191        | 1,810   | 4        | 191        | 707       |
| 142 Primary or concentrated feeds .....                           | 1        | 12         | 644     | 26       | 1,320      | 248       |
| 144 Secondary or complete animal feeds, n.e.s. ....               | 494      | 21,630     | 35,099  | 584      | 17,374     | 2,832     |
| 146 Non-alcoholic beverages .....                                 | 23       | 780        | 755     | 56       | 1,372      | 667       |
| 148 Ale, beer, stout and porter .....                             | 2,606    | 108,463    | 106,644 | 499      | 16,873     | 26,816    |
| 150 Wines and fermented alcoholic beverages, n.e.s. ...           | 96       | 1,570      | 787     | 67       | 1,559      | 928       |
| 152 Distilled alcoholic beverages .....                           | 509      | 11,882     | 2,712   | 409      | 15,705     | 8,738     |
| 154 Cigarettes .....  | 259      | 6,338      | 1,599   | 89       | 1,921      | 3,808     |
| 156 Tobacco, unmanufactured .....                                 | 30       | 1,063      | 3,153   | 140      | 2,970      | 1,070     |
| 158 Tobacco, manufactured, n.e.s. ....                            | 28       | 889        | 1,412   | 39       | 1,000      | 77        |
| (992) Total .....   | 9,004    | 306,352    | 894,885 | 19,471   | 811,112    | 4,610,146 |
| <u>SECTION III</u>  |          |            |         |          |            |           |
| <u>Crude materials, inedible (C.L.)</u>                           |          |            |         |          |            |           |
| 160 Raw hides and skins including fur skins .....                 | 62       | 1,261      | 10,464  | 18       | 396        | 1,045     |
| 162 Primary tankage .....   | 5        | 132        | 1,622   | 29       | 1,089      | 1,153     |
| 164 Crude animal products, inedible, n.e.s. (exc. fibres).        | 5        | 244        | 1,473   | 13       | 325        | 1,980     |
| 166 Seeds for sowing, n.e.s. ....                                 | 15       | 557        | 2,109   | 48       | 1,356      | 1,552     |
| 168 Flaxseed .....  | 1        | 50         | 1,690   | 37       | 2,159      | 86,439    |
| 170 Rapeseed .....  | -        | -          | 1,705   | 270      | 17,920     | 31,220    |
| 172 Soyabeans .....   | 2        | 70         | 476     | 24       | 1,531      | 1,719     |
| 174 Oil seeds, oil nuts and oil kernels, n.e.s. ....              | 2        | 60         | 5,927   | 19       | 870        | 12,724    |
| 176 Rubber and allied gums, natural .....                         | 19       | 765        | 6,713   | 69       | 3,741      | 4,346     |
| 178 Peatmoss and mosses, n.e.s. ....                              | 409      | 12,437     | 3,417   | 2        | 75         | 2,264     |
| 180 Other crude vegetable materials, inedible, n.e.s.             | 12       | 252        | 1,712   | 53       | 937        | 2,015     |
| 182 Logs and bolts of wood .....                                  | 781      | 38,715     | 39,962  | 1,883    | 90,362     | 89,241    |
| 184 Fence posts, pitprops and piling of wood .....                | 13       | 615        | 848     | 6        | 222        | 606       |
| 186 Round timber, n.e.s. ....                                     | 68       | 2,512      | 16,120  | 145      | 5,029      | 17,451    |
| 188 Pulpwood logs .....   | 2,123    | 117,043    | 93,122  | 9,295    | 597,927    | 575,703   |
| 190 Pulpwood chips .....  | 12,530   | 455,850    | 426,760 | 6,227    | 220,812    | 215,156   |
| 192 Christmas trees .....   | -        | -          | -       | -        | -          | -         |
| 194 Other crude wood materials, n.e.s. ....                       | 172      | 7,077      | 5,111   | 168      | 8,375      | 9,403     |
| 196 Silk, wool and animal hair .....                              | 11       | 146        | 305     | 15       | 301        | 471       |
| 198 Cotton .....  | 11       | 370        | 14,959  | 33       | 656        | 7,063     |
| 200 Vegetable and man-made textile fibres, exc. cotton.           | 24       | 388        | 823     | 44       | 1,117      | 2,576     |

TABIEAU 2. Marchandises payantes chargées et déchargées par les compagnies de chemin de fer dans chaque province - suite  
 Second quarter - 1974 - Deuxième trimestre

| Manitoba  |                |         | Saskatchewan |                |         | Désignation  |
|---|----------------|---------|--------------|----------------|---------|--|
| Loaded  | Unloaded       |         | Loaded       | Unloaded       |         |  |
| Chargées  | Déchargées     |         | Chargées     | Déchargées     |         |  |
| cars  | tons -- tonnes |         | cars         | tons -- tonnes |         |  |
| wagons  |                |         | wagons       |                |         |  |
| <u>SECTION II - fin</u>   |                |         |              |                |         |  |
| <u>Aliments, provendes, boissons et tabac (charge complète) - fin</u> |                |         |              |                |         |  |
| 117   | 2,563          | 173     | -            | -              | -       | 104 Légumes séchés   |
| 128   | 5,605          | 8,763   | 13           | 450            | 4,694   | 106 Légumes et préparations de légumes n.d.a.                                      |
| 1   | 455            | 2,714   | 1            | 3              | 3,453   | 108 Sucre  |
| 2   | 30             | 465     | -            | -              | 39      | 110 Mélasse et sirop   |
| 2   | 60             | 902     | 1            | 30             | 112     | 112 Produits sucrés (y compris les confiseries) n.d.a.                             |
| -   | -              | 1,151   | -            | -              | 211     | 114 Café   |
| -   | -              | 528     | 2            | 115            | 30      | 116 Cacao et chocolat, thé, épices et vinaigre                                     |
| -   | -              | 27      | -            | -              | 60      | 118 Margarine et produits similaires   |
| 8   | 255            | 468     | 27           | 855            | -       | 120 Shortening et saindoux   |
| 144   | 5,685          | 1,845   | -            | -              | 874     | 122 Potages et aliments pour enfants et bébés                                      |
| 141   | 4,265          | 949     | -            | -              | 146     | 124 Aliments congelés déjà cuits   |
| 59  | 1,377          | 15,578  | 6            | 115            | 6,020   | 126 Ingrédients alimentaires n.d.a.  |
| 127   | 4,456          | -       | 2            | 40             | -       | 128 Foin, fourrage et paille   |
| 267   | 11,676         | 596     | 223          | 9,610          | 179     | 130 Son, remoulages et issues de blé   |
| 273   | 11,750         | 3,080   | 100          | 4,737          | 363     | 132 Céréales moulues et dérivés n.d.a.   |
| 63  | 4,025          | 4,816   | 16           | 978            | 1,978   | 134 Tourteaux de soja  |
| 70  | 3,613          | 215     | 456          | 24,631         | -       | 136 Farine de graines oléagineuses (y compris tourteaux) n.d.a.                    |
| 198   | 8,382          | 4,609   | 90           | 3,261          | 190     | 138 Aliments d'origine végétale pour animaux n.d.a.                                |
| 1   | 20             | 203     | -            | -              | 190     | 140 Aliments d'origine animale pour animaux  |
| -   | -              | -       | -            | -              | -       | 142 Aliments concentrés pour animaux   |
| 43  | 1,342          | 2,538   | 17           | 914            | 328     | 144 Préparations alimentaires pour animaux n.d.a.                                  |
| 13  | 244            | 247     | 2            | 56             | -       | 146 Boissons non-alcooliques   |
| 330   | 10,798         | 5,399   | 582          | 19,150         | 19,075  | 148 Ale, bière, stout et porter  |
| -   | -              | 380     | -            | -              | 318     | 150 Vins et boissons alcooliques fermentées n.d.a.                                 |
| -   | -              | 3,430   | 1            | 24             | 2,068   | 152 Boissons alcooliques distillées  |
| -   | -              | 1,009   | -            | -              | -       | 154 Cigarettes   |
| -   | -              | -       | -            | -              | 15      | 156 Tabacs bruts   |
| 1   | 20             | 1,369   | -            | -              | -       | 158 Tabacs fabriqués, n.d.a.   |
| 22,161  | 1,229,416      | 227,294 | 66,927       | 4,175,407      | 106,955 | (992) Total  |
| <u>SECTION III</u>  |                |         |              |                |         |  |
| <u>Matières brutes, non comestibles (charge complète)</u>             |                |         |              |                |         |  |
| 28  | 1,401          | 725     | 7            | 258            | 70      | 160 Cuir et peaux bruts, y compris pelleteries                                     |
| 15  | 534            | 115     | -            | -              | 137     | 162 Résidus de graisse bruts utilisés comme engrais                                |
| -   | -              | 61      | -            | -              | 258     | 164 Produits d'origine animale, non comestible, n.d.a. (à l'exclusion des fibres). |
| 33  | 1,050          | 1,057   | 8            | 363            | 52      | 166 Semences n.d.a.  |
| 619   | 36,937         | 115     | 877          | 52,229         | 221     | 168 Graines de lin   |
| 764   | 43,069         | 88      | 2,066        | 117,244        | 15,934  | 170 Graines de colza   |
| -   | -              | 50      | -            | -              | 602     | 172 Graines de soja  |
| 125   | 5,693          | 3,069   | 171          | 9,681          | 297     | 174 Graines, noix et amandes oléagineuses n.d.a.                                   |
| -   | -              | -       | -            | -              | -       | 176 Caoutchouc naturel et autres gommes de la même famille.                        |
| 124   | 4,392          | 379     | 14           | 506            | 662     | 178 Tourbe n.d.a.  |
| -   | -              | 213     | -            | -              | 45      | 180 Autres matières brutes d'origine végétale, non comestibles, n.d.a.             |
| 377   | 21,516         | 13,455  | 41           | 2,808          | 10,954  | 182 Billes et billots de bois  |
| -   | -              | 525     | 16           | 750            | 1,422   | 184 Poteaux de clôture, étais de mine et pieux en bois                             |
| 26  | 907            | 5,280   | -            | -              | 1,001   | 186 Bois rond n.d.a.   |
| 375   | 18,853         | 5,025   | 170          | 8,798          | 8,803   | 188 Billes de bois à pâte  |
| 21  | 750            | 10,993  | 933          | 34,769         | 24,016  | 190 Copeaux de bois à pâte   |
| 2   | 45             | 45      | 9            | 290            | 280     | 192 Sapins de NoB1   |
| -   | -              | -       | 5            | 60             | 10      | 194 Autres bois bruts n.d.a.   |
| 2   | 61             | 400     | 2            | 73             | 49      | 196 Soie, laine et poil animal   |
| 35  | 1,055          | 128     | -            | -              | 180     | 198 Coton  |
|   |                |         |              |                |         | 200 Fibres textiles d'origine végétale et synthétiques (à l'exclusion du coton).   |

TABLE 2. Revenue Freight Loaded and Unloaded by Railways Within Each Province - Continued

Second quarter - 1974 - Deuxième trimestre

|  | Québec   |           |            | Ontario  |           |            |
|--|----------|-----------|------------|----------|-----------|------------|
|  | Loaded   |           | Unloaded   | Loaded   |           | Unloaded   |
|  | Chargées |           | Déchargées | Chargées |           | Déchargées |
|  | cars     | tons      | tonnes     | cars     | tons      | tonnes     |
|  | wagons   |           |            | wagons   |           |            |
| <u>SECTION III - Concluded</u>                                     |          |           |            |          |           |            |
| <u>Crude materials inedible (C.I.) - Concluded</u>                 |          |           |            |          |           |            |
| 202 Bauxite ore and alumina .....                                  | 10,140   | 878,553   | 955,012    | 4        | 166       | 65,038     |
| 204 Copper ores and concentrates .....                             | 2,051    | 165,189   | 314,812    | 1,163    | 91,529    | 14,891     |
| 206 Copper matte and precipitates .....                            | -        | -         | 365        | 1        | 20        | -          |
| 208 Iron ore and concentrates .....                                | 69,008   | 6,696,602 | 11,920,920 | 44,474   | 3,309,543 | 3,163,712  |
| 210 Lead ore and concentrates .....                                | 20       | 1,214     | 2,794      | 120      | 10,213    | 649        |
| 212 Manganese ore .....  | 6        | 193       | 150        | 1        | 62        | 11,707     |
| 214 Nickel - copper ores and concentrates .....                    | 2        | 57        | 35         | 13,791   | 1,037,135 | 1,044,586  |
| 216 Nickel ore and concentrates .....                              | -        | -         | 2,355      | 5,746    | 386,722   | 393,110    |
| 218 Matte, nickel, copper-nickel or nickel-iron<br>chromium alloy. | -        | -         | 23,511     | 658      | 44,053    | 19,255     |
| 220 Tungsten ore and concentrates .....                            | -        | -         | -          | -        | -         | -          |
| 222 Zinc ore and concentrates .....                                | 1,030    | 74,416    | 196,648    | 2,461    | 205,177   | 11,861     |
| 224 Lead and zinc ores and concentrates .....                      | 16       | 1,218     | 476        | 1        | 80        | -          |
| 226 Metallic ores and concentrates, n.e.s. ....                    | 72       | 5,630     | 5,124      | 43       | 2,767     | 19,048     |
| 228 Iron and steel scrap .....                                     | 1,664    | 90,614    | 185,654    | 4,060    | 240,570   | 241,988    |
| 230 Non-ferrous metal scrap, including precious<br>metal scrap.    | 223      | 10,708    | 17,207     | 505      | 19,904    | 20,166     |
| 232 Slags, drosses and other by-products, n.e.s. ....              | 57       | 3,299     | 5,734      | 329      | 21,642    | 24,305     |
| 236 Anthracite coal .....  | 3        | 171       | 11,173     | 15       | 846       | 19,993     |
| 238 Bituminous coal .....  | 4        | 280       | 76,767     | 185      | 13,274    | 179,452    |
| 240 Lignite coal .....   | -        | -         | -          | -        | -         | 2,392      |
| 242 Coal, n.e.s. ....  | 37       | 1,412     | 1,611      | 6        | 330       | 4,801      |
| 244 Crude mineral oils (petroleum) .....                           | -        | -         | 45         | 3        | 100       | 215        |
| 246 Natural gas and other crude bituminous substances              | 13       | 365       | 126        | 7        | 253       | 771        |
| 248 Asbestos, unmanufactured, crude and fibre .....                | 5,333    | 250,075   | 38,432     | 72       | 3,231     | 8,134      |
| 250 Clay .....   | 351      | 26,626    | 36,063     | 76       | 4,383     | 78,329     |
| 252 Other crude refractory materials .....                         | -        | -         | 3,760      | 57       | 3,310     | 2,068      |
| 254 Natural abrasives .....  | 5        | 155       | 2,440      | 20       | 1,315     | 14,339     |
| 256 Sand, industrial .....   | 1,196    | 77,407    | 125,656    | 594      | 52,875    | 222,906    |
| 258 Sand, n.e.s. ....  | 3,607    | 264,125   | 214,725    | 670      | 49,771    | 108,193    |
| 260 Gravel .....   | 833      | 67,454    | 4,069      | 3,830    | 276,828   | 342,339    |
| 262 Building stone, rough .....                                    | 107      | 7,760     | 2,358      | 438      | 29,270    | 28,911     |
| 264 Silica or siliceous, n.e.s. ....                               | -        | -         | 735        | 70       | 6,582     | 6,862      |
| 266 Agricultural limestone .....                                   | 196      | 11,050    | 11,107     | 9        | 558       | 1,110      |
| 268 Limestone, furnace or foundry, and fluxing stone               | 865      | 55,549    | 51,536     | 987      | 86,863    | 87,706     |
| 270 Limestone, crushed or broken, n.e.s. ....                      | 16       | 572       | 6,081      | 7,000    | 560,915   | 569,426    |
| 272 Stone, n.e.s. including stone refuse .....                     | 1,367    | 104,361   | 84,685     | 5,146    | 379,339   | 291,625    |
| 274 Barytes, natural .....   | 2        | 100       | 2,216      | 2        | 122       | 2,475      |
| 276 Gypsum .....   | 21       | 1,496     | 3,775      | 100      | 6,730     | 6,793      |
| 278 Pyrites, iron, except roasted .....                            | 158      | 7,537     | 125        | 22       | 1,433     | 6,756      |
| 280 Nepheline syenite .....  | -        | -         | 610        | 16       | 1,084     | 590        |
| 282 Phosphate rock .....   | 283      | 23,411    | 60,695     | 13       | 608       | 193,789    |
| 284 Common salt, rock or bulk .....                                | 252      | 18,061    | 108,046    | 1,197    | 112,518   | 33,441     |
| 286 Common salt, n.e.s. ....                                       | 30       | 1,192     | 9,364      | 89       | 5,022     | 9,372      |
| 288 Liquid sulphur .....   | 13       | 1,242     | 32,067     | 28       | 2,403     | 39,305     |
| 290 Sulphur, n.e.s. ....   | 1        | 68        | 8,970      | 9        | 507       | 26,750     |
| 292 Non-metallic minerals, crude, n.e.s. ....                      | 435      | 28,424    | 34,083     | 181      | 10,275    | 26,495     |
| 294 Textile rags and waste, n.e.s. ....                            | 129      | 3,301     | 7,904      | 141      | 4,400     | 7,827      |
| 296 Paper waste .....  | 249      | 7,223     | 19,826     | 954      | 27,950    | 28,607     |
| 298 Slag (excl. basic) and ashes, waste .....                      | 2        | 116       | 1,324      | 37       | 2,065     | 1,244      |
| 300 Wood waste, n.e.s. ....  | 2,920    | 101,261   | 90,084     | 315      | 8,533     | 9,799      |
| 304 Waste materials, n.e.s. ....                                   | 258      | 14,947    | 7,822      | 161      | 10,457    | 28,779     |
| (993) Total .....  | 119,240  | 9,641,978 | 15,324,395 | 114,205  | 7,988,933 | 8,485,441  |

TABLEAU 2. Marchandises payantes chargées et déchargées par les compagnies de chemin de fer dans chaque province - suite

Second quarter - 1974 - Deuxième trimestre

| Manitoba                 |                              |         | Saskatchewan             |                              |         | Désignation   |
|--------------------------|------------------------------|---------|--------------------------|------------------------------|---------|---|
| Loaded<br>--<br>Chargées | Unloaded<br>--<br>Déchargées |         | Loaded<br>--<br>Chargées | Unloaded<br>--<br>Déchargées |         |   |
| cars<br>--<br>wagons     | tons - tonnes                |         | cars<br>--<br>wagons     | tons - tonnes                |         |   |
|                          |                              | 696     |                          |                              | 838     |   |
| 5,064                    | 303,971                      | 253,069 |                          |                              | 1,785   | 202 Bauxite et alumine  |
|                          |                              |         |                          |                              |         | 204 Minerais et concentrés de cuivre  |
| 1                        | 50                           | 589     |                          |                              | 23,693  | 206 Mattes et précipités de cuivre  |
| 6                        | 397                          |         |                          |                              |         | 208 Minerais et concentrés de fer   |
|                          |                              | 266     |                          |                              |         | 210 Minerais et concentrés de plomb   |
|                          |                              | 60      |                          |                              |         | 212 Minerais de manganèse   |
| 288                      | 19,491                       |         |                          |                              |         | 214 Minerais et concentrés de nickel-cuivre                                     |
| 3                        | 143                          |         |                          |                              |         | 216 Minerais et concentrés de nickel  |
| 2                        | 155                          |         |                          |                              |         | 218 Mattes et alliages de nickel (cuivre-nickel et nickel-chrome-fer).          |
|                          |                              |         |                          |                              |         | 220 Minerais et concentrés de tungstène   |
| 1,426                    | 84,834                       | 65,002  |                          |                              |         | 222 Minerais et concentrés de zinc  |
|                          |                              |         |                          |                              |         | 224 Minerais et concentrés de plomb et de zinc                                  |
| 63                       | 3,782                        | 3,540   |                          |                              | 78      | 226 Minerais et concentrés métalliques n.d.a.                                   |
| 393                      | 21,160                       | 44,342  | 82                       | 5,805                        | 67,718  | 228 Débris de fer et d'acier  |
| 16                       | 883                          | 1,725   | 15                       | 671                          | 1,471   | 230 Débris de métaux non ferreux, y compris les débris de métaux précieux.      |
| 1,120                    | 51,998                       | 47,085  | 1                        | 25                           |         | 232 Cendres, scories et autres résidus n.d.a.                                   |
|                          |                              | 39      |                          |                              | 45      | 236 Anthracite  |
| 8                        | 476                          | 33,052  | 274                      | 18,314                       | 13,703  | 238 Charbon bitumineux  |
| 11                       | 554                          | 57,418  | 990                      | 65,968                       | 7,717   | 240 Lignite   |
|                          |                              | 425     | 8                        | 426                          | 312     | 242 Charbon n.d.a.  |
|                          |                              |         |                          |                              | 226     | 244 Huiles brutes de pétrole ou de minerais bitumineux                          |
|                          |                              | 105     |                          |                              |         | 246 Gaz naturel et autres substances brutes bitumineuses                        |
|                          |                              | 70      |                          |                              | 81      | 248 Amiante non ouvré, brut et en fibres  |
| 28                       | 1,811                        | 2,417   | 51                       | 4,426                        | 2,469   | 250 Argiles   |
|                          |                              |         |                          |                              |         | 252 Autres substances réfractaires brutes                                       |
| 4                        | 339                          | 671     | 4                        | 323                          | 800     | 254 Abrasifs naturels   |
| 141                      | 11,878                       | 2,459   | 1                        | 10                           | 845     | 256 Sables à usage industriel   |
|                          |                              | 132     |                          |                              | 42      | 258 Sables n.d.a.   |
| 10                       | 529                          | 522     | 3                        | 150                          | 100     | 260 Gravier   |
| 20                       | 1,499                        | 327     |                          |                              | 1,397   | 262 Pierres de construction   |
|                          |                              | 32      |                          |                              |         | 264 Silice ou silex n.d.a.  |
|                          |                              |         |                          |                              |         | 266 Pierres à chaux (pour l'amendement des terres)                              |
|                          |                              |         |                          |                              |         | 268 Pierres à chaux (usage industriel) et castines                              |
| 4,198                    | 305,153                      | 220,066 | 1                        | 56                           | 88,252  | 270 Pierres à chaux concassées n.d.a.   |
| 232                      | 12,260                       | 15,151  | 505                      | 32,274                       | 35,522  | 272 Pierres n.d.a., y compris les débris de pierres                             |
|                          |                              | 75      |                          |                              | 50      | 274 Barytine  |
| 222                      | 16,306                       | 5,667   |                          |                              | 11,295  | 276 Gypse   |
|                          |                              |         |                          |                              |         | 278 Pyrites de fer non grillées   |
|                          |                              |         |                          |                              |         | 280 Néphéline syénite   |
|                          |                              | 94      |                          |                              |         | 282 Phosphates en roche   |
|                          |                              | 966     | 69                       | 5,593                        | 1,085   | 284 Sel gemme de saline   |
| 5                        | 86                           | 2,032   | 142                      | 9,195                        | 6,597   | 286 Sel n.d.a.  |
| 1                        | 99                           | 6,662   |                          |                              |         | 288 Soufres liquides  |
| 52                       | 3,298                        | 27,178  | 11                       | 545                          | 50      | 290 Soufres n.d.a.  |
| 7                        | 506                          | 2,281   | 3                        | 30                           | 518     | 292 Minéraux non métalliques bruts n.d.a.                                       |
| 6                        | 162                          | 617     | 2                        | 56                           | 153     | 294 Chiffons et déchets de tissu n.d.a.   |
| 30                       | 940                          | 1,196   | 7                        | 279                          | 145     | 296 Déchets de papier   |
|                          |                              | 664     | 12                       | 1,105                        | 170     | 298 Scories (à l'exception des scories de déphosphoration) et cendres, déchets. |
|                          |                              | 168     | 4                        | 180                          | 140     | 300 Déchets de bois n.d.a.  |
| 12                       | 726                          | 76      | 3                        | 171                          | 40      | 304 Autres déchets n.d.a.   |
| 15,915                   | 979,749                      | 838,559 | 6,507                    | 373,431                      | 332,330 | (993) Total   |

SECTION III - fin

Matières brutes, non comestibles  
(charge complète) - fin

TABLE 2. Revenue Freight Loaded and Unloaded by Railways Within Each Province - Continued

Second quarter - 1974 - Deuxième trimestre

| Commodity   | Québec   |            |         | Ontario  |            |         |
|---|----------|------------|---------|----------|------------|---------|
|   | Loaded   | Unloaded   |         | Loaded   | Unloaded   |         |
|   | Chargées | Déchargées |         | Chargées | Déchargées |         |
|   | cars     | tons       | tonnes  | cars     | tons       | tonnes  |
|   | wagons   |            |         | wagons   |            |         |
| <b>SECTION IV</b>   |          |            |         |          |            |         |
| <b><u>Fabricated materials, inedible (C.L.)</u></b>                                 |          |            |         |          |            |         |
| 306 Leather and dressed furs and rubber fabricated materials.                       | 32       | 375        | 2,462   | 127      | 2,809      | 733     |
| 308 Lumber .....  | 3,553    | 164,562    | 172,153 | 3,362    | 161,040    | 352,967 |
| 310 Flooring .....  | 36       | 902        | 171     | 30       | 1,051      | 1,387   |
| 312 Railway ties .....  | 464      | 11,544     | 13,848  | 238      | 7,120      | 7,436   |
| 314 Shingles and shakes of wood .....   | 15       | 416        | 315     | 3        | 105        | 1,704   |
| 316 Sawmill products, n.e.s. ....   | 148      | 5,317      | 1,303   | 24       | 1,026      | 2,850   |
| 318 Veneer .....  | 309      | 11,777     | 4,616   | 159      | 5,359      | 3,351   |
| 320 Plywood .....   | 314      | 10,962     | 77,256  | 393      | 16,572     | 98,137  |
| 322 Wood building boards, n.e.s. ....   | 155      | 6,059      | 31,545  | 207      | 6,320      | 23,335  |
| 324 Millwork (woodwork) .....   | 24       | 442        | 1,118   | 36       | 1,468      | 2,408   |
| 326 Cooperage stock and box, crate and package shook ..                             | 21       | 505        | 673     | 8        | 158        | 1,864   |
| 328 Other wood fabricated materials, n.e.s. ....                                    | 258      | 6,672      | 2,518   | 42       | 1,001      | 6,852   |
| 330 Woodpulp .....  | 4,256    | 239,713    | 169,921 | 4,459    | 272,057    | 128,292 |
| 332 Pulp, n.e.s. ....   | 137      | 8,302      | 3,425   | 45       | 2,370      | 3,445   |
| 334 Newsprint paper .....   | 12,897   | 727,535    | 154,936 | 7,561    | 441,438    | 137,357 |
| 336 Groundwood printing and specialty paper .....                                   | 872      | 40,236     | 21,434  | 763      | 29,746     | 34,621  |
| 338 Book paper .....  | -        | -          | -       | -        | -          | -       |
| 340 Fine paper, tissue paper and sanitary paper .....                               | 407      | 9,677      | 2,932   | 145      | 3,826      | 9,047   |
| 342 Wrapping paper .....  | 429      | 15,681     | 9,820   | 432      | 15,885     | 23,522  |
| 344 Paperboard, n.e.s. ....   | 2,676    | 110,880    | 70,365  | 1,439    | 54,837     | 122,808 |
| 346 Building paper .....  | 942      | 30,253     | 5,698   | 50       | 1,865      | 10,402  |
| 348 Building board, n.e.s. ....   | 573      | 15,668     | 5,461   | 191      | 6,498      | 8,080   |
| 350 Paper, n.e.s. ....  | 25       | 215        | 676     | 96       | 1,902      | 1,170   |
| 352 Batts, batting, wadding and felt .....  | 88       | 1,298      | 3,937   | 630      | 12,294     | 7,532   |
| 354 Cordage, twine and rope .....   | 22       | 612        | 864     | 20       | 556        | - 3,526 |
| 356 Cotton broad-woven fabrics .....  | 14       | 223        | 1,961   | 18       | 176        | 471     |
| 358 Jute broad-woven fabrics .....  | 10       | 292        | 278     | -        | -          | 595     |
| 360 Textile fabricated materials, n.e.s. ....                                       | 73       | 1,827      | 2,870   | 71       | 1,338      | 1,842   |
| 362 Animal oils and fats (exc. marine) .....  | 5        | 151        | 1,794   | 60       | 2,075      | 1,489   |
| 364 Fish and marine animal oils .....   | -        | -          | 223     | -        | -          | 578     |
| 366 Cottonseed oil and linseed oil .....  | -        | -          | 971     | 9        | 523        | 2,178   |
| 368 Soyabean oil .....  | 2        | 52         | 8,132   | 117      | 5,786      | 2,041   |
| 370 Vegetable oils and fats, n.e.s. ....  | 2        | 150        | 9,402   | 46       | 1,696      | 16,035  |
| 372 Chemically modified oils, fats and waxes, and their derivatives.                | 6        | 205        | 526     | 29       | 1,084      | 3,239   |
| 374 Turpentine, rosin and rosin oils, spirits and acids                             | 13       | 347        | 3,208   | 41       | 1,489      | 3,491   |
| 376 Gum, wood and vegetable extracts .....  | 156      | 6,610      | 1,039   | 168      | 8,036      | 7,756   |
| 378 Carbon blacks .....   | 150      | 1,991      | 4,492   | 285      | 12,849     | 5,953   |
| 380 Chemical elements .....   | 405      | 23,846     | 26,360  | 530      | 31,638     | 30,717  |
| 382 Sulphuric acid .....  | 418      | 31,510     | 67,027  | 2,614    | 259,132    | 167,975 |
| 384 Inorganic acids and oxygen compounds of non-metals or metalloids, n.e.s.        | 214      | 12,458     | 15,180  | 847      | 52,703     | 10,916  |
| 386 Sodium hydroxide .....  | 118      | 6,116      | 24,095  | 566      | 44,869     | 24,286  |
| 388 Inorganic bases and metallic oxides, hydroxides and peroxides, n.e.s.           | 157      | 10,190     | 31,487  | 1,316    | 86,139     | 56,953  |
| 390 Sodium sulphate .....   | 6        | 488        | 32,375  | 153      | 10,081     | 46,915  |
| 392 Sodium carbonate .....  | 422      | 36,323     | 88,081  | 677      | 47,710     | 60,102  |
| 394 Metallic salts and peroxy-salts of inorganic acids, n.e.s.                      | 383      | 21,576     | 31,969  | 724      | 43,195     | 33,749  |
| 396 Calcium carbide .....   | 226      | 10,416     | 1,967   | -        | -          | 281     |
| 398 Inorganic chemicals, other, n.e.s. ....   | -        | -          | 409     | 50       | 2,119      | 1,254   |
| 400 Hydrocarbons and their derivatives .....  | 493      | 27,372     | 18,656  | 560      | 35,342     | 52,872  |
| 402 Alcohols and their derivatives .....  | 295      | 11,847     | 12,881  | 111      | 6,496      | 9,056   |
| 404 Phenols, ethers, aldehydes, ketones and their derivatives.                      | 170      | 8,688      | 4,727   | 323      | 19,216     | 19,003  |
| 406 Organic acids, their anhydrides, halides, peroxides, peracids, and derivatives. | 27       | 1,282      | 5,651   | 181      | 12,971     | 21,509  |



TABLEAU 2. Marchandises payantes chargées et déchargées par les compagnies de chemin de fer dans chaque province - suite

Second quarter - 1974 - Deuxième trimestre

| Manitoba  |                   |                              | Saskatchewan             |                   |                              | Désignation   |
|---|-------------------|------------------------------|--------------------------|-------------------|------------------------------|---|
| Loaded<br>--<br>Chargées                                |                   | Unloaded<br>--<br>Déchargées | Loaded<br>--<br>Chargées |                   | Unloaded<br>--<br>Déchargées |   |
| cars<br>--<br>wagons                                    | tons --<br>tonnes | tons                         | cars<br>--<br>wagons     | tons --<br>tonnes | tons                         |   |
|   |                   |                              |                          |                   |                              |   |
| <u>SECTION IV</u>                                       |                   |                              |                          |                   |                              |   |
| <u>Demi-produits, non comestibles (charge complète)</u> |                   |                              |                          |                   |                              |   |
| 20  | 384               | 217                          | 3                        | 72                | 48                           | 306 Cuir, fourrures apprêtées et demi-produits en caoutchouc.                                 |
| 440   | 22,089            | 62,827                       | 669                      | 20,797            | 29,291                       | 308 Bois de construction  |
| 2   | 30                | 283                          | 1                        | 10                | 10                           | 310 Panneaux en bois pour parquets  |
| 6   | 152               | 526                          | 1                        | 10                | 94                           | 312 Traverses en bois pour voies ferrées  |
| 1   | 30                | 170                          | --                       | --                | 33                           | 314 Bardeaux et aisseaux  |
| --  | --                | 160                          | --                       | --                | 7                            | 316 Bois de scierie n.d.a.  |
| --  | --                | 187                          | 1                        | 18                | --                           | 318 Bois plaqués  |
| 6   | 156               | 13,326                       | 10                       | 404               | 9,915                        | 320 Bois contre-plaqués   |
| 2   | 42                | 4,260                        | 331                      | 14,194            | 2,183                        | 322 Planches de bois de construction n.d.a.   |
| 5   | 166               | 753                          | 1                        | 1                 | 504                          | 324 Bois de menuiserie  |
| --  | --                | --                           | --                       | --                | --                           | 326 Ouvrages de tonnellerie, caisses et bois de layetier.                                     |
| --  | --                | 3,452                        | 8                        | 435               | 1,738                        | 328 Autres demi-produits de bois n.d.a.   |
| 17  | 1,019             | 3,608                        | 1,038                    | 66,132            | 61                           | 330 Pâte de bois  |
| --  | --                | --                           | 1                        | 45                | --                           | 332 Pulpe n.d.a.  |
| 638   | 39,645            | 1,948                        | --                       | --                | 4,636                        | 334 Papier journal  |
| --  | --                | 1,280                        | -1                       | -59               | 119                          | 336 Papiers mécaniques et papiers spéciaux  |
| --  | --                | --                           | --                       | --                | --                           | 338 Papiers d'édition   |
| 12  | 293               | 1,275                        | 1                        | 60                | 295                          | 340 Papiers de soie et papiers hygiéniques  |
| 643   | 33,843            | 6,540                        | 1                        | 37                | 537                          | 342 Papiers d'emballage   |
| 6   | 265               | 10,138                       | 1                        | 58                | 2,348                        | 344 Cartons n.d.a.  |
| 14  | 660               | 96                           | --                       | --                | 922                          | 346 Papiers de construction   |
| 7   | 158               | 1,528                        | --                       | --                | 1,883                        | 348 Panneaux de construction n.d.a.   |
| 1   | 74                | 76                           | --                       | --                | --                           | 350 Papiers n.d.a.  |
| 2   | 30                | 1,029                        | --                       | --                | 315                          | 352 Bourres, ouates et feutres  |
| 5   | 170               | 1,676                        | 3                        | 100               | 3,012                        | 354 Cordages, ficelles et cordes  |
| 2   | 88                | 84                           | --                       | --                | --                           | 356 Tissus en coton (larges)  |
| --  | --                | -2                           | --                       | --                | 40                           | 358 Tissus en jute (larges)   |
| --  | --                | 85                           | --                       | --                | --                           | 360 Demi-produits textiles n.d.a.   |
| 60  | 3,692             | 299                          | 34                       | 1,288             | 839                          | 362 Huiles et graisses animales (sauf celles des poissons et mammifères marins).              |
| --  | --                | --                           | --                       | --                | 36                           | 364 Huiles de poissons et de mammifères marins  |
| 1   | 64                | 737                          | --                       | --                | --                           | 366 Huiles de coton et de lin   |
| 7   | 486               | 1,340                        | --                       | --                | --                           | 368 Huile de soja   |
| 79  | 4,815             | 493                          | 177                      | 12,853            | 207                          | 370 Huiles et graisses végétales n.d.a.   |
| 2   | 67                | --                           | --                       | --                | --                           | 372 Huiles, graisses et cires chimiquement modifiées et leurs dérivés.                        |
| 1   | 30                | 179                          | --                       | --                | 54                           | 374 Térébenthine, colophanes, huiles, essences et acides de résineux.                         |
| 2   | 31                | 319                          | 46                       | 3,455             | 487                          | 376 Extraits de gomme, de bois et extraits végétaux   |
| --  | --                | 48                           | --                       | --                | --                           | 378 Noirs de carbone  |
| 74  | 3,772             | 2,023                        | 104                      | 5,649             | 4,935                        | 380 Éléments chimiques  |
| 111   | 8,899             | 1,357                        | 7                        | 405               | --                           | 382 Acide sulfurique  |
| 38  | 1,980             | 3,070                        | --                       | --                | 882                          | 384 Acides inorganiques et composés oxygénés des métaux n.d.a.                                |
| --  | --                | 2,350                        | 6                        | 331               | 130                          | 386 Hydroxyde de sodium   |
| 135   | 10,209            | 2,522                        | 132                      | 10,421            | 11,411                       | 388 Bases inorganiques, oxydes, hydroxydes et peroxydes métalliques n.d.a.                    |
| 2   | 80                | 3,713                        | 1,845                    | 160,929           | 9,018                        | 390 Sulfates de sodium  |
| 38  | 3,190             | 4,047                        | --                       | --                | 399                          | 392 Carbonates de sodium  |
| 45  | 3,494             | 10,585                       | 87                       | 5,474             | 3,813                        | 394 Sels et persels métalliques des acides inorganiques n.d.a.                                |
| --  | --                | 195                          | --                       | --                | 135                          | 396 Carbures de calcium   |
| --  | --                | 30                           | 1                        | 30                | --                           | 398 Autres éléments inorganiques n.d.a.   |
| 2   | 49                | 466                          | --                       | --                | 298                          | 400 Hydrocarbures et leurs dérivés  |
| 1   | 25                | 508                          | --                       | --                | 259                          | 402 Alcools et leurs dérivés  |
| --  | --                | 52                           | --                       | --                | 102                          | 404 Phénols, éthers, aldéhydes, cétones et leurs dérivés                                      |
| 17  | 1,247             | 337                          | --                       | --                | --                           | 406 Acides organiques et leurs anhydrides, halogénures, peroxydes, peracides et leurs dérivés |

TABLE 2. Revenue Freight Loaded and Unloaded by Railways Within Each Province - Continued

Second quarter - 1974 - Deuxième trimestre

| Commodity   | Québec   |         |            | Ontario  |         |            |
|---|----------|---------|------------|----------|---------|------------|
|   | Loaded   |         | Unloaded   | Loaded   |         | Unloaded   |
|   | Chargées |         | Déchargées | Chargées |         | Déchargées |
|   | cars     | tons    | tonnes     | cars     | tons    | tonnes     |
|   | wagons   |         |            | wagons   |         |            |
| <u>SECTION IV - Continued</u>                                 |          |         |            |          |         |            |
| <u>Fabricated materials, inedible (C.L.) - Continued</u>      |          |         |            |          |         |            |
| 408 Nitrogen - function compounds .....                       | 13       | 716     | 508        | 288      | 11,857  | 16,092     |
| 410 Organic chemicals, n.e.s. ....                            | 14       | 638     | 444        | 28       | 1,273   | 6,670      |
| 412 Explosives, fuses and caps .....                          | 253      | 10,249  | 4,692      | 134      | 3,525   | 1,457      |
| 414 Ammonium phosphates .....                                 | 17       | 1,073   | 4,368      | 120      | 10,579  | 8,879      |
| 416 Muriate of potassium (potash) .....                       | 23       | 1,597   | 16,321     | 52       | 3,259   | 84,178     |
| 418 Fertilizers and fertilizer materials, n.e.s. ....         | 781      | 45,826  | 60,802     | 1,991    | 126,142 | 64,370     |
| 420 Agricultural chemicals, formulated .....                  | 9        | 175     | 836        | 22       | 634     | 2,257      |
| 422 Adhesives .....   | 47       | 1,813   | 575        | 71       | 3,946   | 3,971      |
| 424 Synthetic rubber .....                                    | 42       | 4,928   | 17,229     | 427      | 19,089  | 14,297     |
| 426 Plastic materials, not shaped and basic shapes and forms. | 214      | 6,557   | 20,552     | 1,479    | 29,788  | 41,960     |
| 428 Pigments, lakes and toners .....                          | 130      | 4,148   | 406        | 97       | 5,262   | 3,159      |
| 430 Paints and related products .....                         | 56       | 1,385   | 197        | 148      | 5,130   | 1,392      |
| 432 Chemical specialties, industrial, n.e.s. ....             | 666      | 19,018  | 69,239     | 687      | 22,724  | 24,377     |
| 434 Gasoline .....  | 1,382    | 81,709  | 56,102     | 1,528    | 94,327  | 139,104    |
| 436 Aviation turbine fuel .....                               | 45       | 2,269   | 841        | 15       | 982     | 3,126      |
| 438 Diesel fuel .....   | 5,761    | 374,071 | 175,809    | 1,481    | 87,654  | 263,194    |
| 440 Kerosene .....  | -        | -       | -          | 1        | 30      | 369        |
| 442 Fuel oil, n.e.s. ....                                     | 2,481    | 133,886 | 78,338     | 782      | 27,988  | 39,969     |
| 444 Lubricating oils and greases .....                        | 440      | 26,500  | 24,042     | 1,731    | 60,514  | 48,509     |
| 446 Petroleum coke .....                                      | 5        | 300     | 757        | -        | -       | 14,645     |
| 448 Coke, n.e.s. ....   | 2,606    | 149,109 | 148,074    | 1,847    | 82,331  | 154,139    |
| 450 Refined and manufactured gases, fuel type (L.P.G.)        | 301      | 17,511  | 58,731     | 1,682    | 109,256 | 165,950    |
| 452 Asphalts and road oils .....                              | 1,021    | 75,679  | 681        | 30       | 1,169   | 76,334     |
| 454 Other petroleum and coal products .....                   | 643      | 35,415  | 51,355     | 1,557    | 77,187  | 45,715     |
| 456 Ferro-alloys .....  | 435      | 26,244  | 2,497      | 169      | 10,727  | 34,597     |
| 458 Pig iron .....  | 331      | 28,046  | 4,515      | 276      | 21,595  | 25,146     |
| 460 Ingots, blooms, billets and slabs, iron and steel         | 532      | 32,279  | 48,494     | 450      | 30,216  | 81,399     |
| 461 Primary iron and steel, n.e.s. ....                       | 187      | 8,046   | 1,042      | 33       | 1,545   | 18,077     |
| 462 Castings and forgings, iron or steel .....                | 151      | 6,242   | 8,297      | 534      | 25,119  | 29,809     |
| 464 Bars and rods, steel .....                                | 1,140    | 79,682  | 133,203    | 2,175    | 129,221 | 133,516    |
| 466 Plates, steel, fabricated .....                           | 61       | 3,110   | 68,091     | 1,890    | 130,093 | 64,870     |
| 468 Sheet and strip, steel .....                              | 327      | 17,703  | 111,309    | 4,101    | 273,851 | 109,701    |
| 470 Structural shapes and sheet piling, iron or steel         | 264      | 10,295  | 51,155     | 1,646    | 102,926 | 58,207     |
| 472 Rails and railway track materials .....                   | 187      | 11,039  | 11,681     | 414      | 25,720  | 25,046     |
| 474 Pipes and tubes, iron and steel .....                     | 480      | 18,242  | 27,220     | 2,577    | 108,526 | 48,054     |
| 476 Wire, iron or steel .....                                 | 122      | 3,374   | 2,539      | 191      | 6,888   | 2,770      |
| 478 Aluminum paste, powder, pigs, ingots and shot .....       | 694      | 44,438  | 26,355     | 1        | 50      | 513        |
| 480 Aluminum and aluminum alloy fabricated material, n.e.s.   | 431      | 19,583  | 19,080     | 291      | 9,302   | 37,661     |
| 482 Copper and alloys in primary forms .....                  | 1,405    | 82,114  | 102,250    | 356      | 20,409  | 15,249     |
| 484 Copper and alloys, n.e.s. ....                            | 572      | 19,717  | 7,762      | 315      | 9,064   | 9,429      |
| 486 Lead and alloys .....                                     | 54       | 1,145   | 6,358      | 16       | 707     | 15,650     |
| 488 Nickel and alloys .....                                   | 12       | 614     | 16,519     | 376      | 21,140  | 10,592     |
| 490 Tin and alloys .....                                      | -        | -       | 22         | -        | -       | -          |
| 492 Zinc and alloys .....                                     | 362      | 18,950  | 20,381     | 445      | 24,697  | 32,196     |
| 494 Other non-ferrous base metals and alloys .....            | 10       | 275     | 2,706      | 42       | 996     | 810        |
| 496 Tanks .....   | 87       | 1,957   | 1,266      | 135      | 3,291   | 1,302      |
| 498 Bolts, nuts, nails, screws and basic hardware .....       | 204      | 5,690   | 3,019      | 167      | 4,960   | 2,387      |
| 500 Metal fabricated basic products, n.e.s. ....              | 191      | 7,710   | 6,086      | 454      | 12,421  | 7,099      |
| 502 Natural stone basic products, chiefly structural ..       | 94       | 4,217   | 29,209     | 1,106    | 83,748  | 56,510     |
| 504 Bricks and tiles, clay .....                              | 112      | 2,210   | 6,475      | 63       | 2,561   | 4,756      |
| 506 Fire brick and similar shapes .....                       | 385      | 20,654  | 15,780     | 91       | 3,831   | 25,723     |
| 508 Dolomite and magnesite, calcined .....                    | 1        | 105     | 3,908      | 111      | 7,517   | 6,155      |
| 510 Refractories, n.e.s. ....                                 | 45       | 1,807   | 533        | 49       | 1,898   | 3,374      |
| 512 Glass basic products .....                                | 52       | 1,263   | 9,343      | 540      | 16,190  | 19,786     |
| 514 Asbestos and asbestos-cement basic products.              | 25       | 776     | 1,723      | 99       | 1,507   | 2,060      |

TABIEAU 2. Marchandises payantes chargées et déchargées par les compagnies de chemin de fer dans chaque province - suite

Second quarter - 1974 - Deuxième trimestre

| Manitoba  |        |            | Saskatchewan |           |            | Désignation  |
|-----------|--------|------------|--------------|-----------|------------|--|
| Loaded    |        | Unloaded   | Loaded       |           | Unloaded   |  |
| Chargées  |        | Déchargées | Chargées     |           | Déchargées |  |
| cars      | tons   | -- tonnes  | cars         | tons      | -- tonnes  |  |
| -- wagons |        |            | -- wagons    |           |            |  |
|           |        |            |              |           |            | <u>SECTION IV - suite</u>  |
|           |        |            |              |           |            | <u>Demi-produits, non comestibles (charge complète) - suite</u>              |
|           |        |            |              |           | 30         | 408 Composés à fonctions azotées   |
|           |        | 35         | 1            | 50        | 221        | 410 Composés organiques n.d.a.   |
| 6         | 152    | 1,377      | 2            | 75        | 53         | 412 Explosifs, fusées et amorces   |
| 11        | 662    | 18,557     | 5            | 306       | 9,327      | 414 Phosphates d'ammonium  |
| 1         | 100    | 7,376      | 30,839       | 2,888,816 | 8,159      | 416 Chlorure (muriate) de potassium  |
| 399       | 30,916 | 73,451     | 102          | 5,444     | 48,977     | 418 Engrais n.d.a.   |
| 2         | 84     | 2,563      | 2            | 56        | 575        | 420 Demi-produits chimiques (pour l'amendement des terres).                  |
| 3         | 145    | 295        |              |           | 104        | 422 Adhésifs   |
|           |        | 20         |              |           | 53         | 424 Caoutchouc synthétique   |
|           |        | 2,924      | 3            | 59        | 2,314      | 426 Matières plastiques non moulées, moulages et formes de base.             |
|           |        | 3,521      |              |           | 1,475      | 428 Pigments, laques et colorants  |
|           |        | 1,839      |              |           | 413        | 430 Peintures et produits similaires   |
| 48        | 1,464  | 2,146      | 97           | 7,640     | 1,336      | 432 Demi-produits chimiques (pour l'industrie) n.d.a.                        |
| 543       | 31,512 | 43,233     | 1,089        | 65,233    | 38,222     | 434 Essence  |
| 43        | 1,915  | 322        |              |           | 202        | 436 Combustibles pour turbines d'avion (carburacteur)                        |
| 600       | 33,079 | 60,683     | 1,082        | 57,901    | 17,469     | 438 Carburant diesel   |
| 1         | 68     | 136        |              |           |            | 440 Kérosène   |
| 35        | 2,194  | 745        | 230          | 15,028    | 5,107      | 442 Mazout n.d.a.  |
| 7         | 176    | 8,007      | 1            | 29        | 5,427      | 444 Huiles et graisses de lubrification                                      |
|           |        |            |              |           |            | 446 Coke de pétrole  |
|           |        | 2,123      |              |           | 444        | 448 Coke n.d.a.  |
| 929       | 65,973 | 12,512     | 892          | 61,242    | 101,726    | 450 Gaz raffinés (combustible)   |
| 32        | 1,898  | 261        |              |           | 193        | 452 Asphalte et huiles pour les routes                                       |
| 30        | 1,710  | 12,308     | 421          | 29,787    | 9,671      | 454 Autres produits du pétrole et du charbon                                 |
|           |        | 817        |              |           | 1,914      | 456 Ferro-alliages   |
|           |        | 3,076      |              |           | 119        | 458 Fonte brute  |
|           |        | 88         | 1            | 50        | 177        | 460 Lingots, blooms, billettes et brames de fer et d'acier.                  |
| 1         | 50     | 204        |              |           | 28         | 461 Acier et fer primaires, n.d.a.   |
| 4         | 219    | 2,008      |              |           | 3,258      | 462 Moulages et pièces de forge de fer ou d'acier                            |
| 475       | 28,961 | 20,028     | 2            | 98        | 5,955      | 464 Barres et tiges d'acier  |
| 2         | 65     | 7,838      | 2            | 174       | 1,718      | 466 Tôles fortes d'acier   |
| 14        | 670    | 28,644     | 463          | 36,502    | 9,699      | 468 Tôles et feuillards d'acier  |
| 55        | 2,165  | 10,355     | 5            | 228       | 3,272      | 470 Profilés et palplanches en fer et en acier                               |
| 18        | 695    | 13,228     | 5            | 169       | 331        | 472 Eléments de voies ferrées  |
| 27        | 859    | 6,419      | 443          | 13,872    | 4,087      | 474 Tuyaux et tubes en fer et en acier                                       |
| 4         | 171    | 1,449      | 2            | 69        | 606        | 476 Fils de fer ou d'acier   |
|           |        | 41         |              |           |            | 478 Pâtes, poudres, gueuses, lingots et grenaille d'aluminium.               |
| 4         | 142    | 276        | 2            | 114       | 302        | 480 Demi-produits à base d'aluminium et d'alliages d'aluminium n.d.a.        |
| 210       | 12,961 | 170        |              |           |            | 482 Cuivre et alliages de cuivre de premier affinage                         |
| 13        | 370    | 999        |              |           | 880        | 484 Cuivre et alliages de cuivre n.d.a.                                      |
| 1         | 50     | 1,260      |              |           |            | 486 Plomb et alliages  |
| 123       | 7,558  | 220        |              |           |            | 488 Nickel et alliages   |
|           |        |            |              |           |            | 490 Etain et alliages  |
| 348       | 21,154 | 934        |              |           |            | 492 Zinc et alliages   |
|           |        | 117        | 1            | 26        | 112        | 494 Autres métaux communs non ferreux et alliages                            |
| 24        | 634    | 240        | 2            | 40        | 851        | 496 Réservoirs   |
| 72        | 1,242  | 1,307      | 2            | 45        | 639        | 498 Boulons, écrous, clous, vis et autres articles communs de quincaillerie. |
| 6         | 207    | 1,993      | 3            | 115       | 1,065      | 500 Demi-produits métalliques communs n.d.a.                                 |
| 2         | 112    | 5,448      |              |           | 2,879      | 502 Demi-produits en pierre naturelle communs (surtout de construction).     |
| 11        | 525    | 1,238      | 50           | 3,177     | 62         | 504 Briques et tuiles, argile  |
| 5         | 276    | 3,708      | 89           | 5,784     | 6,809      | 506 Briques réfractaires et produits similaires                              |
|           |        | 347        |              |           | 809        | 508 Dolomie et magnésite calcinées   |
|           | 60     | 809        | 2            | 88        | 1,895      | 510 Matières réfractaires n.d.a.   |
| 9         | 473    | 1,508      | 81           | 5,349     | 780        | 512 Principaux demi-produits en verre communs                                |
| 1         | 20     | 101        | 2            | 20        | 132        | 514 Demi-produits en amiante et en amiante-ciment communs.                   |

TABLE 2. Revenue Freight Loaded and Unloaded by Railways Within Each Province - Continued

Second quarter - 1974 - Deuxième trimestre

| Commodity  | Québec               |                   |           | Ontario              |                   |           |
|--|----------------------|-------------------|-----------|----------------------|-------------------|-----------|
|  | Loaded               | Unloaded          |           | Loaded               | Unloaded          |           |
|  | --<br>Chargées       | --<br>Déchargées  |           | --<br>Chargées       | --<br>Déchargées  |           |
|  | cars<br>--<br>wagons | tons --<br>tonnes |           | cars<br>--<br>wagons | tons --<br>tonnes |           |
| <u>SECTION IV - Concluded</u>  |                      |                   |           |                      |                   |           |
| <u>Fabricated materials, inedible (C.L.) - Concluded</u>   |                      |                   |           |                      |                   |           |
| 516 Portland cement, standard .....  | 1,892                | 166,251           | 79,189    | 1,830                | 159,768           | 204,113   |
| 518 Concrete pipe .....  | 167                  | 5,582             | 501       | 299                  | 8,705             | 2,662     |
| 520 Cement and concrete basic products, n.e.s. ....  | 30                   | 1,980             | 1,461     | 186                  | 11,814            | 14,599    |
| 522 Plaster .....  | 31                   | 985               | 2,164     | 19                   | 589               | 4,510     |
| 524 Gypsum wallboard and sheathing .....   | 66                   | 2,751             | 822       | 117                  | 4,219             | 4,043     |
| 526 Gypsum basic products, n.e.s. ....   | --                   | --                | --        | --                   | --                | 82        |
| 528 Lime, hydrated and quick .....   | 291                  | 17,147            | 11,431    | 1,716                | 126,848           | 85,451    |
| 530 Non-metallic mineral basic products, n.e.s. ....   | 1,130                | 32,953            | 30,675    | 2,852                | 94,996            | 35,075    |
| 532 Bituminous pressed or molded fabricated materials  | --                   | --                | 322       | 21                   | 433               | 9         |
| 534 Miscellaneous fabricated materials .....   | 274                  | 10,331            | 3,516     | 138                  | 3,758             | 3,157     |
| (994) Total .....  | 62,202               | 3,343,642         | 2,823,006 | 72,445               | 4,020,458         | 4,027,288 |
| <u>SECTION V</u>   |                      |                   |           |                      |                   |           |
| <u>End products, inedible (C.L.)</u>   |                      |                   |           |                      |                   |           |
| 536 Power boilers .....  | 67                   | 2,138             | 588       | 240                  | 7,168             | 5,038     |
| 538 Engines and turbines, general purpose .....  | 19                   | 268               | 244       | 60                   | 1,475             | 9,493     |
| 539 Electric generators and motors .....   | 21                   | 566               | 554       | 69                   | 1,501             | 434       |
| 540 General purpose industrial machinery, n.e.s. ....  | 400                  | 12,776            | 9,053     | 424                  | 10,367            | 13,076    |
| 542 Conveying, elevating and materials handling<br>equipment.  | 125                  | 2,768             | 3,888     | 439                  | 8,474             | 8,750     |
| 544 Construction and maintenance machinery and<br>equipment.   | 129                  | 3,178             | 3,330     | 313                  | 6,946             | 4,916     |
| 546 Special industry machinery, n.e.s. ....  | 191                  | 7,847             | 10,310    | 353                  | 10,830            | 11,473    |
| 548 Agricultural machinery and equipment .....   | 96                   | 2,129             | 5,876     | 3,487                | 52,598            | 13,156    |
| 550 Tractors .....   | 1,018                | 13,624            | 6,590     | 202                  | 4,097             | 16,346    |
| 552 Railway rolling stock .....  | 290                  | 13,275            | 8,288     | 382                  | 11,577            | 11,740    |
| 554 Passenger automobiles and chassis .....  | 586                  | 8,861             | 102,454   | 11,852               | 265,779           | 64,885    |
| 556 Motor vehicle engines, accessories, parts and<br>assemblies.   | 469                  | 10,053            | 67,845    | 10,741               | 278,989           | 459,671   |
| 558 Road motor vehicles, n.e.s. ....   | 618                  | 8,047             | 31,150    | 6,075                | 113,273           | 26,252    |
| 560 Ships and boats, aircraft and miscellaneous vehi-<br>cles, n.e.s. (incl. parts and accessories).                 | 80                   | 1,011             | 2,244     | 187                  | 2,256             | 3,360     |
| 562 Rubber tires and tubes .....   | 144                  | 2,521             | 7,330     | 1,297                | 23,624            | 10,069    |
| 564 Communication and related equipment .....  | 58                   | 414               | 1,355     | 293                  | 2,701             | 3,657     |
| 566 Heating equipment .....  | 35                   | 920               | 3,211     | 617                  | 8,510             | 1,215     |
| 568 Air-conditioning and refrigeration equipment .....   | 417                  | 5,717             | 7,531     | 1,318                | 16,152            | 6,065     |
| 570 Plumbing equipment and fittings .....  | 5                    | 117               | 3,519     | 546                  | 7,598             | 755       |
| 572 Electric lighting, distribution and control<br>equipment, n.e.s.   | 27                   | 1,577             | 1,701     | 127                  | 4,763             | 2,627     |
| 574 Furniture and fixtures .....   | 1,164                | 13,377            | 7,931     | 696                  | 10,613            | 17,757    |
| 576 Electric appliances and accessories .....  | 736                  | 10,834            | 14,025    | 1,387                | 20,353            | 14,668    |
| 577 Other equipment .....  | 109                  | 1,555             | 2,579     | 339                  | 7,567             | 5,240     |
| 578 Facial tissues and paper handkerchiefs .....   | 83                   | 1,010             | 820       | 133                  | 2,153             | 1,166     |
| 579 Apparel and accessories, n.e.s. ....   | 41                   | 627               | 1,973     | --                   | --                | 885       |
| 580 Toiletries, cleaning preparations and household<br>chemical specialties.   | 44                   | 1,386             | 22,114    | 1,808                | 57,620            | 9,287     |
| 582 Paper napkins, towels and toilet paper .....   | 617                  | 9,850             | 5,209     | 362                  | 5,282             | 7,061     |
| 584 Tableware, paper .....   | 315                  | 6,281             | 453       | 84                   | 1,395             | 2,019     |
| 586 Kitchen utensils, cutlery and tableware, n.e.s.<br>(exc. silverware).  | 44                   | 292               | 380       | 19                   | 858               | 472       |
| 588 Household and personal equipment, n.e.s. ....  | 574                  | 11,659            | 5,283     | 344                  | 5,685             | 3,752     |
| 590 Medicinal and pharmaceutical products and supplies,<br>including ophthalmic goods and orthopaedic<br>appliances. | 172                  | 3,066             | 3,370     | 57                   | 1,124             | 3,517     |
| 592 Printed matter .....   | 147                  | 3,165             | 1,565     | 75                   | 2,391             | 3,724     |
| 594 Stationers' supplies, photographic goods, musical<br>instruments and recreational supplies.                      | 1,053                | 29,081            | 24,332    | 869                  | 25,437            | 24,226    |

TABLEAU 2. Marchandises payantes chargées et déchargées par les compagnies de chemin de fer dans chaque province - suite  
Second quarter - 1974 - Deuxième trimestre

| Manitoba  |                              |         | Saskatchewan             |                              |         | Désignation   |
|---|------------------------------|---------|--------------------------|------------------------------|---------|---|
| Loaded<br>--<br>Chargées                                      | Unloaded<br>--<br>Déchargées |         | Loaded<br>--<br>Chargées | Unloaded<br>--<br>Déchargées |         |   |
| cars<br>--<br>wagons  | tons --<br>tonnes            |         | cars<br>--<br>wagons     | tons --<br>tonnes            |         |   |
| <u>SECTION IV - fin</u>                                       |                              |         |                          |                              |         |   |
| <u>Demi-produits, non comestibles (charge complète) - fin</u> |                              |         |                          |                              |         |   |
| 666   | 52,567                       | 24,356  | 307                      | 24,004                       | 13,813  | 516 Ciment Portland ordinaire   |
| 1   | 20                           | 1,880   | —                        | —                            | 340     | 518 Tuyaux en béton   |
| 471   | 35,632                       | 1,445   | 2                        | 125                          | 23,694  | 520 Demi-produits en ciment et béton communs n.d.a.   |
| 18  | 986                          | 80      | —                        | —                            | 941     | 522 Plâtre  |
| 17  | 662                          | 1,245   | 1                        | 61                           | 66      | 524 Panneaux et revêtements en gypse  |
| —   | —                            | —       | —                        | —                            | 50      | 526 Principaux produits en gypse n.d.a.   |
| 160   | 9,494                        | 5,207   | —                        | —                            | 2,259   | 528 Chaux ordinaire (éteinte et vive)   |
| 56  | 866                          | 4,000   | 32                       | 2,011                        | 5,410   | 530 Demi-produits minéraux non métalliques communs n.d.a.   |
| —   | —                            | 30      | —                        | —                            | —       | 532 Demi-produits bitumineux pressés ou moulés  |
| 5   | 117                          | 2,326   | 2                        | 42                           | 870     | 534 Divers demi-produits  |
| 7,958   | 493,455                      | 559,849 | 40,775                   | 3,526,978                    | 437,962 | (994) Total   |
| <u>SECTION V</u>  |                              |         |                          |                              |         |   |
| <u>Produits finis, non comestibles (charge complète)</u>      |                              |         |                          |                              |         |   |
| —   | —                            | 133     | —                        | —                            | —       | 536 Chaudières  |
| —   | —                            | 473     | —                        | —                            | 73      | 538 Machines et turbines  |
| —   | —                            | 344     | —                        | —                            | —       | 539 Générateurs et moteurs électriques  |
| 39  | 1,119                        | 3,466   | 77                       | 1,337                        | 3,256   | 540 Outillage industriel d'utilisation générale n.d.a.  |
| 61  | 1,000                        | 785     | 7                        | 174                          | 433     | 542 Machines et appareils de levage et de manutention et convoyeurs.                                  |
| 317   | 6,020                        | 5,424   | 26                       | 742                          | 888     | 544 Machines et outillage de construction et d'entretien.   |
| 15  | 345                          | 1,877   | 33                       | 1,092                        | 2,002   | 546 Machines industrielles spéciales n.d.a.   |
| 176   | 2,789                        | 5,765   | 83                       | 1,400                        | 10,882  | 548 Machines et outillages agricoles  |
| 21  | 481                          | 2,625   | 7                        | 157                          | 4,727   | 550 Tracteurs   |
| 140   | 5,811                        | 5,683   | 66                       | 1,055                        | 4,301   | 552 Matériel ferroviaire roulant  |
| 478   | 4,408                        | 28,121  | 16                       | 266                          | 20,021  | 554 Voitures automobiles et châssis   |
| 38  | 831                          | 3,511   | 1                        | 10                           | 1,570   | 556 Moteurs, accessoires et organes de véhicules automobiles.   |
| 140   | 2,392                        | 14,433  | 12                       | 142                          | 16,121  | 558 Véhicules routiers à moteur n.d.a.  |
| 14  | 64                           | 581     | 1                        | 8                            | 85      | 560 Bateaux, aéronefs et véhicules divers n.d.a. (y compris accessoires).                             |
| 23  | 368                          | 4,144   | 4                        | 46                           | 2,213   | 562 Pneus et chambres à air en caoutchouc   |
| 5   | 201                          | 362     | 1                        | 50                           | 58      | 564 Matériel de communications et matériel connexe  |
| 6   | 96                           | 501     | 1                        | 1                            | 313     | 566 Matériel de chauffage   |
| 13  | 214                          | 2,352   | 5                        | 51                           | 943     | 568 Matériel de conditionnement de l'air et de réfrigération.   |
| 3   | 55                           | 642     | —                        | —                            | 335     | 570 Tuyaux et garnitures  |
| 25  | 1,042                        | 612     | 3                        | 71                           | 298     | 572 Matériel de distribution et de commande d'éclairage électrique n.d.a.                             |
| 160   | 2,304                        | 2,480   | 3                        | 39                           | 1,688   | 574 Meubles et agencements fixes  |
| 15  | 195                          | 4,471   | —                        | —                            | 760     | 576 Appareils électriques et accessoires  |
| 5   | 61                           | 994     | 3                        | 14                           | 112     | 577 Autres appareils  |
| 298   | 3,496                        | 634     | —                        | —                            | 466     | 578 Serviettes à démaquiller et mouchoirs en papier   |
| —   | —                            | 24      | —                        | —                            | —       | 579 Ornements et accessoires n.d.a.   |
| 1   | 55                           | 5,111   | 1                        | 40                           | 2,859   | 580 Produits de nettoyage (pour toilettes, vaisselle, etc.).  |
| 38  | 513                          | 1,361   | 1                        | 10                           | 1,341   | 582 Napperons et serviettes en papier et papier de toilette.  |
| —   | —                            | 682     | —                        | —                            | 80      | 584 Articles de table en papier   |
| —   | —                            | 22      | —                        | —                            | 14      | 586 Ustensiles de cuisine, services de table et coutellerie n.d.a. (à l'exclusion de l'argenterie)    |
| 73  | 1,185                        | 5,898   | 5                        | 18                           | 752     | 588 Articles de ménage n.d.a.   |
| 1   | 27                           | 588     | —                        | —                            | 112     | 590 Produits médicaux et pharmaceutiques, y compris produits ophtalmiques et appareils orthopédiques. |
| 1   | 30                           | 778     | —                        | —                            | 295     | 592 Imprimés  |
| 3   | 54                           | 3,539   | 1                        | 35                           | 1,056   | 594 Articles de papeterie et photographiques, instruments de musique et articles d'amusement.         |

TABLE 2. Revenue Freight Loaded and Unloaded by Railways Within Each Province - Continued

Second quarter - 1974 - Deuxième trimestre\*\*

| Commodity   | Québec               |                   |            | Ontario              |                   |            |
|---|----------------------|-------------------|------------|----------------------|-------------------|------------|
|   | Loaded               | Unloaded          |            | Loaded               | Unloaded          |            |
|   | Chargées             | Déchargées        |            | Chargées             | Déchargées        |            |
|   | cars<br>--<br>wagons | tons --<br>tonnes |            | cars<br>--<br>wagons | tons --<br>tonnes |            |
| <u>SECTION V - Concluded</u>  |                      |                   |            |                      |                   |            |
| <u>End products, inedible (C.L.) - Concluded</u>                                      |                      |                   |            |                      |                   |            |
| 596 Firearms, weapons and ammunition .....  | 112                  | 3,282             | 475        | 58                   | 1,599             | 1,621      |
| 598 Prefabricated buildings and structures .....                                      | 396                  | 5,201             | 4,733      | 196                  | 4,549             | 829        |
| 600 Miscellaneous products, n.e.s. ....   | 193                  | 1,382             | 1,024      | 512                  | 4,253             | 1,024      |
| 602 Metal containers .....  | 839                  | 11,900            | 8,473      | 1,377                | 20,623            | 11,100     |
| 604 Glass containers .....  | 37                   | 1,003             | 4,878      | 283                  | 4,990             | 2,689      |
| 606 Bags, paper .....   | 254                  | 7,089             | 1,022      | 23                   | 477               | 4,502      |
| 608 Other paper containers .....  | 119                  | 2,360             | 2,889      | 533                  | 6,808             | 6,140      |
| 610 Wooden containers .....   | 72                   | 950               | 4,359      | 129                  | 2,408             | 4,694      |
| 612 Shipping and distribution containers and closures,<br>n.e.s. (not C.O.F.C.) ..... | 845                  | 10,689            | 8,976      | 865                  | 10,935            | 9,061      |
| 614 Containers and closures, n.e.s. (not C.O.F.C.) ....                               | 1                    | 4                 | 81         | 8                    | 195               | 7          |
| 616 Paper end products .....  | 110                  | 3,438             | 7,475      | 339                  | 16,144            | 2,652      |
| 618 Plastic end products .....  | 73                   | 459               | 1,618      | 413                  | 5,046             | 2,794      |
| 620 Remaining end products .....  | 114                  | 2,664             | 3,620      | 225                  | 3,337             | 10,448     |
| (995) Total .....   | 13,059               | 240,411           | 416,718    | 50,156               | 1,060,520         | 826,344    |
| <u>SECTION VI</u>   |                      |                   |            |                      |                   |            |
| <u>Special types of traffic (C.L.)</u>  |                      |                   |            |                      |                   |            |
| 622 Shipping containers returned empty (not C.O.F.C.)                                 | 2,506                | 51,512            | 50,727     | 1,165                | 18,930            | 15,373     |
| 624 Mixed carload freight, n.e.s. ....  | 2,927                | 55,372            | 105,713    | 6,154                | 124,900           | 88,984     |
| 626 Freight forwarder and shipper association traffic                                 | 9,936                | 239,200           | 167,781    | 13,662               | 245,308           | 103,788    |
| 628 Piggyback (T.O.F.C.) - motor common carrier<br>trailers (Plans I & V)(1).         | 9,933                | 186,421           | 172,690    | 13,849               | 301,759           | 250,633    |
| 630 Piggyback (C.O.F.C.) - motor common carrier<br>containers (Plans I & V)(1).       | 8,446                | 266,276           | 181,964    | 8,659                | 119,373           | 179,387    |
| 632 Piggyback (T.O.F.C.) - other trailers (Plans III,<br>IV and open tariff)(1).      | 55                   | 1,375             | 6,085      | 329                  | 7,382             | 2,052      |
| 634 Piggyback (C.O.F.C.) - other containers (Plans III,<br>IV and open tariff)(1).    | -                    | -                 | -          | -                    | -                 | -          |
| (996) Total .....   | 33,803               | 800,156           | 684,960    | 43,818               | 817,652           | 640,217    |
| (997) Grand total, carload traffic .....  | 237,329              | 14,332,913        | 20,146,681 | 300,224              | 14,701,215        | 18,605,406 |
| <u>SECTION VII</u>  |                      |                   |            |                      |                   |            |
| <u>Non-carload freight</u>  |                      |                   |            |                      |                   |            |
| 640 Non-carload shipments (L.C.L., express, etc) .....                                | ...                  | 127,157           | 118,909    | ...                  | 232,254           | 172,381    |
| (998) Grand total, carload and non-carload<br>traffic.                                | ...                  | 14,460,070        | 20,265,590 | ...                  | 14,933,469        | 18,797,787 |

(1) Excludes railway-owned (Plan II) trailers and containers for which data included under appropriate commodities according to trailer or container contents.

TABEAU 2. Marchandises payantes chargées et déchargées par les compagnies de chemin de fer dans chaque province - suite

Second quarter - 1974 - Deuxième trimestre

| Manitoba   |                |                              | Saskatchewan             |                |                              | Désignation  |
|--|----------------|------------------------------|--------------------------|----------------|------------------------------|--|
| Loaded<br>--<br>Chargées                                       |                | Unloaded<br>--<br>Déchargées | Loaded<br>--<br>Chargées |                | Unloaded<br>--<br>Déchargées |  |
| cars<br>--<br>wagons   | tons -- tonnes |                              | cars<br>--<br>wagons     | tons -- tonnes |                              |  |
| <u>SECTION V - fin</u>   |                |                              |                          |                |                              |  |
| <u>Produits finis, non comestibles (charge complète) - fin</u> |                |                              |                          |                |                              |  |
|  |                |                              |                          |                |                              | 596 Armes à feu, armes et munitions  |
| 64   | 1,392          | 2,329                        | 47                       | 1,530          | 973                          | 598 Bâtiments et ouvrages préfabriqués   |
| 52   | 949            | 1,173                        | 1                        | 5              | 1,241                        | 600 Divers produits n.d.a.   |
| 110  | 1,775          | 4,474                        | 6                        | 70             | 480                          | 602 Conteneurs métalliques   |
|  |                | 488                          | 3                        | 58             | 853                          | 604 Conteneurs en verre  |
| 22   | 581            | 468                          |                          |                | 20                           | 606 Sacs en papier   |
| 18   | 381            | 1,050                        | 1                        | 25             | 248                          | 608 Autres conteneurs en papier  |
| 23   | 450            | 1,538                        | 1                        | 60             | 803                          | 610 Conteneurs en bois   |
| 12   | 259            | 2,266                        | 2                        | 16             | 184                          | 612 Conteneurs et autres emballages et caisses pour les expéditions n.d.a. (autres que rail-route) |
|  |                |                              |                          |                |                              | 614 Conteneurs et caisses n.d.a. (autres que rail-route)   |
| 2  | 52             | 6,458                        | 3                        | 45             | 1,323                        | 616 Produits finis en papier   |
| 4  | 67             | 875                          |                          |                | 150                          | 618 Produits finis en plastique  |
| 16   | 354            | 1,199                        | 1                        | 33             | 226                          | 620 Autres produits finis  |
| <b>2,422</b>   | <b>41,416</b>  | <b>132,688</b>               | <b>425</b>               | <b>8,662</b>   | <b>85,017</b>                | (995) Total  |
| <u>SECTION VI</u>  |                |                              |                          |                |                              |  |
| <u>Transports spéciaux (charge complète)</u>                   |                |                              |                          |                |                              |  |
| 208  | 2,935          | 5,622                        | 260                      | 5,366          | 5,540                        | 622 Conteneurs vides retournés à l'expéditeur (autres que rail-route).                             |
| 249  | 5,111          | 11,440                       | 76                       | 1,762          | 2,950                        | 624 Chargements mixtes, n.d.a.   |
| 1,411  | 22,821         | 60,911                       | 41                       | 1,034          | 28,185                       | 626 Trafic des maisons d'expédition et des groupements d'expéditeurs.                              |
| 5,168  | 110,153        | 117,774                      | 1,302                    | 23,189         | 29,710                       | 628 Piggyback - remorques (rail-route) des transporteurs publics (Plans I & V) (1).                |
| 372  | 4,072          | 10,910                       | 118                      | 1,197          | 2,368                        | 630 Piggyback - conteneurs (rail-route) des transporteurs publics (Plans I & V) (1).               |
| 62   | 1,166          | 737                          | 25                       | 188            | 323                          | 632 Piggyback - autres remorques (rail-route) (Plans III, IV et tarif général)(1).                 |
|  |                |                              |                          |                |                              | 634 Piggyback - autres conteneurs (rail-route) (Plans III, IV et tarif général)(1)                 |
| 7,470  | 146,258        | 207,394                      | 1,822                    | 32,736         | 69,076                       | (996) Total  |
| 56,418   | 2,898,583      | 1,968,234                    | 116,869                  | 8,124,641      | 1,032,804                    | (997) Total du trafic charge complète  |
| <u>SECTION VII</u>   |                |                              |                          |                |                              |  |
| <u>Trafic des chargements de détail</u>                        |                |                              |                          |                |                              |  |
|  | 38,409         | 37,047                       | ...                      | 27,670         | 27,666                       | 640 Expéditions de marchandises de détail (tarifs grande et petite vitesse).                       |
| ...  | 2,936,992      | 2,005,281                    | ...                      | 8,152,311      | 1,060,470                    | (998) Total, charges complètes et chargements de détail.   |

(1) Non compris les remorques et conteneurs qui sont la propriété des compagnies ferroviaires (plan II) et dont le frêt a été classé par type de marchandise suivant le contenu de la remorque au conteneur.





TABLEAU 2. Marchandises payantes chargées et déchargées par les compagnies de chemin de fer dans chaque province - suite

Second quarter - 1974 - Deuxième trimestre

| Yukon and Northwest Territories<br>--<br>Yukon et territoires du Nord-Ouest |                              | Désignation   |  |
|---|------------------------------|---|--|
| Loaded<br>--<br>Chargées  | Unloaded<br>--<br>Déchargées |   |  |
| cars<br>--<br>wagons  | tons -- tonnes               |   |  |
|   |                              | <u>SECTION I</u>  |  |
|   |                              | <u>Animaux vivants (charge complète)</u>                                  |  |
| --  | --                           | --  | 002 Bovins   |
| --  | --                           | --  | 004 Porcs  |
| --  | --                           | --  | 006 Chevaux, mulets et ânes  |
| --  | --                           | --  | 008 Animaux vivants n.d.a.   |
| --  | --                           | --  | (991) Total  |
|   |                              | <u>SECTION II</u>   |  |
|   |                              | <u>Aliments, provendes, boissons et tabac</u><br><u>(charge complète)</u> |  |
| --  | --                           | 52  | 010 Viandes fraîches ou réfrigérées  |
| --  | --                           | --  | 012 Viandes congelées  |
| --  | --                           | --  | 014 Viandes et préparations de viandes n.d.a.                              |
| 1   | 33                           | --  | 016 Poissons et fruits de mer  |
| --  | --                           | --  | 018 Beurre   |
| --  | --                           | --  | 020 Fromages   |
| --  | --                           | 104   | 022 Produits laitiers n.d.a., oeufs et miel                                |
| --  | --                           | --  | 024 Orge   |
| --  | --                           | --  | 026 Maïs   |
| --  | --                           | --  | 028 Avoine   |
| --  | --                           | --  | 030 Riz  |
| --  | --                           | --  | 032 Seigle   |
| --  | --                           | --  | 034 Blé  |
| --  | --                           | --  | 036 Céréales non moulues n.d.a.  |
| --  | --                           | --  | 038 Farines de maïs  |
| --  | --                           | --  | 040 Féculé de maïs   |
| --  | --                           | --  | 042 Malt et farine de malt   |
| --  | --                           | 21  | 044 Farine de blé  |
| --  | --                           | --  | 046 Céréales moulues n.d.a.  |
| --  | --                           | --  | 048 Produits de boulangerie  |
| --  | --                           | --  | 050 Produits à base de céréales  |
| --  | --                           | --  | 052 Substances farineuses et farines n.d.a. destinées à<br>l'alimentation. |
| --  | --                           | --  | 054 Pommes   |
| --  | --                           | --  | 056 Bananes  |
| --  | --                           | --  | 058 Oranges  |
| --  | --                           | --  | 060 Autres agrumes   |
| --  | --                           | --  | 062 Raisins  |
| --  | --                           | --  | 064 Pastèques  |
| --  | --                           | --  | 066 Cantaloups et melons n.d.a.  |
| --  | --                           | --  | 068 Pêches   |
| --  | --                           | --  | 070 Poires   |
| --  | --                           | --  | 072 Fruits frais ou réfrigérés n.d.a. et baies                             |
| --  | --                           | --  | 074 Fruits et baies congelés   |
| --  | --                           | --  | 076 Fruits séchés et déshydratés   |
| --  | --                           | --  | 078 Jus de fruits et concentrés de jus de fruits non<br>congelés.          |
| --  | --                           | --  | 080 Concentrés de jus de fruits congelés                                   |
| --  | --                           | 36  | 082 Fruits et préparations de fruits n.d.a.                                |
| --  | --                           | --  | 084 Noix, à l'exclusion des noix oléagineuses                              |
| --  | --                           | --  | 086 Betteraves sucrières   |
| --  | --                           | --  | 088 Choux  |
| --  | --                           | --  | 090 Céleris  |
| --  | --                           | --  | 092 Laitues  |
| --  | --                           | --  | 094 Oignons et échalotes   |
| --  | --                           | --  | 096 Pommes de terre (sauf patates douces)                                  |
| --  | --                           | --  | 098 Tomates  |
| --  | --                           | --  | 100 Légumes frais ou réfrigérés n.d.a.                                     |
| --  | --                           | --  | 102 Légumes congelés   |

TABLE 2. Revenue Freight Loaded and Unloaded by Railways Within Each Province - Continued

Second quarter - 1974 - Deuxième trimestre

| Commodity  | Alberta  |                |         | British Columbia<br>Colombie-Britannique |                |           |
|--|----------|----------------|---------|--|----------------|-----------|
|  | Loaded   | Unloaded       |         | Loaded                                   | Unloaded       |           |
|  | Chargées | Déchargées     |         | Chargées                                 | Déchargées     |           |
|  | cars     | tons -- tonnes |         | cars                                     | tons -- tonnes |           |
|  | wagons   |                |         | wagons                                   |                |           |
| <u>SECTION II - Concluded</u>  |          |                |         |  |                |           |
| <u>Food, feed, beverages and tobacco (C.L.) - Concluded</u>            |          |                |         |  |                |           |
| 104 Vegetables, dried .....  | 40       | 1,567          | 418     | -  | -              | 714       |
| 106 Vegetables and preparations, n.e.s. ....                           | 12       | 287            | 10,749  | 130                                      | 3,841          | 5,992     |
| 108 Sugar .....  | 163      | 7,885          | 6,242   | 112                                      | 4,127          | 90        |
| 110 Molasses and syrups .....  | -        | -              | 1,090   | -  | -              | 1,070     |
| 112 Sugar preparations (incl. confectionery), n.e.s. ..                | -        | -              | 1,280   | 1  | 23             | 1,497     |
| 114 Coffee .....   | 1        | 32             | 1,062   | 30                                       | 845            | 2,187     |
| 116 Cocoa and chocolate, tea, spices and vinegar .....                 | 3        | 64             | 130     | -  | -              | 371       |
| 118 Margarine and similar products .....                               | -        | -              | 15      | 3  | 155            | 866       |
| 120 Shortening and lard .....  | 14       | 476            | 376     | 1  | 25             | 334       |
| 122 Soups and infant and junior foods .....                            | 2        | 40             | 1,802   | -  | -              | 2,269     |
| 124 Pre-cooked frozen food preparations .....                          | 79       | 2,654          | 1,674   | 4  | 96             | 2,190     |
| 126 Food preparations and materials for food preparations, n.e.s. .... | 15       | 580            | 17,729  | 978                                      | 35,474         | 48,236    |
| 128 Hay, forage and straw .....  | 3        | 87             | 10      | 7  | 129            | 189       |
| 130 Wheat bran, shorts and middlings .....                             | 359      | 14,417         | 869     | 2  | 75             | 24,069    |
| 132 Ground cereals and by-products, n.e.s. ....                        | 64       | 2,410          | 2,111   | 301                                      | 13,895         | 22,719    |
| 134 Soyabean oil meal .....  | 5        | 250            | 4,819   | -  | -              | 8,480     |
| 136 Oil seed meals (incl. cake) n.e.s. ....                            | 152      | 7,893          | 1,531   | -  | -              | 3,633     |
| 138 Feeds of vegetable origin, n.e.s. ....                             | 11       | 372            | 628     | 52                                       | 3,440          | 3,511     |
| 140 Feeds of animal origin .....                                       | -        | -              | 683     | 32                                       | 1,568          | 780       |
| 142 Primary or concentrated feeds .....                                | 1        | 94             | 94      | -  | -              | -         |
| 144 Secondary or complete animal feeds, n.e.s. ....                    | 11       | 428            | 1,593   | 31                                       | 2,387          | 7,409     |
| 146 Non-alcoholic beverages .....                                      | 2        | 63             | 177     | 3  | 105            | 960       |
| 148 Ale, beer, stout and porter .....                                  | 391      | 16,917         | 17,112  | 452                                      | 14,437         | 14,409    |
| 150 Wines and fermented alcoholic beverages, n.e.s. ....               | -        | -              | 21      | 5  | 266            | 949       |
| 152 Distilled alcoholic beverages .....                                | 20       | 1,871          | 1,608   | 79                                       | 3,935          | 1,981     |
| 154 Cigarettes .....   | -        | -              | 17      | -  | -              | 1,827     |
| 156 Tobacco, unmanufactured .....                                      | -        | -              | -       | -  | -              | -         |
| 158 Tobacco, manufactured, n.e.s. ....                                 | -        | -              | -       | 2  | 25             | 207       |
| (992) Total .....  | 25,366   | 1,517,818      | 204,506 | 3,536                                    | 143,507        | 2,477,941 |
| <u>SECTION III</u>   |          |                |         |  |                |           |
| <u>Crude materials, inedible (C.L.)</u>                                |          |                |         |  |                |           |
| 160 Raw hides and skins including fur skins .....                      | 73       | 3,069          | 20      | 1  | 45             | 508       |
| 162 Primary tankage .....  | 31       | 1,640          | 217     | 3  | 174            | 1,154     |
| 164 Crude animal products, inedible, n.e.s. (exc. fibres). ....        | -        | -              | 900     | 1  | 20             | 255       |
| 166 Seeds for sowing, n.e.s. ....                                      | 70       | 2,009          | 389     | 8  | 278            | 608       |
| 168 Flaxseed .....   | 318      | 18,892         | -       | 2  | 54             | 21,602    |
| 170 Rapeseed .....   | 2,341    | 135,549        | 3,693   | 8  | 459            | 235,426   |
| 172 Soyabeans .....  | -        | -              | 61      | -  | -              | -         |
| 174 Oil seeds, oil nuts and oil kernels, n.e.s. ....                   | 45       | 1,786          | -       | 3  | 77             | 6,769     |
| 176 Rubber and allied gums, natural .....                              | -        | -              | 455     | 71                                       | 3,417          | 85        |
| 178 Peatmoss and mosses, n.e.s. ....                                   | -        | -              | 409     | 10                                       | 352            | 102       |
| 180 Other crude vegetable materials, inedible, n.e.s. ....             | -        | -              | 318     | 27                                       | 1,254          | 1,281     |
| 182 Logs and bolts of wood .....                                       | 2        | 123            | 1,639   | 9,872                                    | 441,128        | 439,798   |
| 184 Fence posts, pitprops and piling of wood .....                     | 1        | 45             | 1,109   | 94                                       | 3,704          | 2,258     |
| 186 Round timber, n.e.s. ....  | 99       | 2,805          | 13,138  | 653                                      | 25,734         | 7,648     |
| 188 Pulpwood logs .....  | 130      | 8,161          | 5,036   | 24                                       | 954            | 2,096     |
| 190 Pulpwood chips .....   | 65       | 4,505          | 8,504   | 21,492                                   | 1,448,157      | 1,295,321 |
| 192 Christmas trees .....  | -        | -              | -       | -  | -              | -         |
| 194 Other crude wood materials, n.e.s. ....                            | 104      | 4,810          | 4,742   | 75                                       | 4,765          | 4,569     |
| 196 Silk, wool and animal hair .....                                   | 12       | 171            | -       | 1  | 25             | 70        |
| 198 Cotton .....   | -        | -              | 304     | 2  | 100            | 359       |
| 200 Vegetable and man-made textile fibres, exc. cotton. ....           | -        | -              | 65      | -  | -              | 30        |

TABLEAU 2. Marchandises payantes chargées et déchargées par les compagnies de chemin de fer dans chaque province - suite  
 Second quarter - 1974 - Deuxième trimestre

| Yukon and Northwest Territories<br>Yukon et Territoires du Nord-Ouest |                | Unloaded<br>--<br>Déchargées | Désignation   |
|---|----------------|------------------------------|---|
| Loaded<br>--<br>Chargées  | tons -- tonnes |                              |   |
| cars<br>--<br>wagons  |                |                              |   |
|   |                |                              | <u>SECTION II - fin</u>   |
|   |                |                              | <u>Aliments, provendes, boissons et</u><br><u>tabac (charge complète) - fin</u>       |
|   |                |                              | 104 Légumes séchés  |
|   |                | 233                          | 106 Légumes et préparations de légumes n.d.a.   |
|   |                | 49                           | 108 Sucre   |
|   |                |                              | 110 Mélasse et sirop  |
|   |                |                              | 112 Produits sucrés (y compris les confiseries) n.d.a.                                |
|   |                |                              | 114 Café  |
|   |                |                              | 116 Cacao et chocolat, thé, épices et vinaigre  |
|   |                |                              | 118 Margarine et produits similaires  |
|   |                |                              | 120 Shortening et saindoux  |
|   |                |                              | 122 Potages et aliments pour enfants et bébés   |
|   |                |                              | 124 Aliments congelés déjà cuits  |
|   |                | 80                           | 126 Ingrédients alimentaires n.d.a.   |
|   |                |                              | 128 Foin, fourrage et paille  |
|   |                |                              | 130 Son, remoulages et issues de blé  |
|   |                |                              | 132 Céréales moulues et dérivés n.d.a.  |
|   |                |                              | 134 Tourteaux de soja   |
|   |                |                              | 136 Farine de graines oléagineuses (y compris tourteaux)<br>n.d.a.                    |
|   |                |                              | 138 Aliments d'origine végétale pour animaux n.d.a.                                   |
|   |                |                              | 140 Aliments d'origine animale pour animaux   |
|   |                |                              | 142 Aliments concentrés pour animaux  |
|   |                |                              | 144 Préparations alimentaires pour animaux n.d.a.                                     |
|   |                | 327                          | 146 Boissons non-alcooliques  |
|   |                | 665                          | 148 Ale, bière, stout et porter   |
|   |                |                              | 150 Vins et boissons alcooliques fermentées n.d.a.                                    |
|   |                | 62                           | 152 Boissons alcooliques distillées   |
|   |                |                              | 154 Cigarettes  |
|   |                |                              | 156 Tabacs bruts  |
|   |                |                              | 158 Tabacs fabriqués, n.d.a.  |
| 1   | 33             | 1,629                        | (992) Total   |
|   |                |                              | <u>SECTION III</u>  |
|   |                |                              | <u>Matières brutes, non comestibles (charge complète)</u>                             |
|   |                |                              | 160 Cuirs et peaux bruts, y compris pelleteries                                       |
|   |                |                              | 162 Résidus de graisse bruts utilisés comme engrais                                   |
|   |                |                              | 164 Produits d'origine animale, non comestible, n.d.a.<br>(à l'exclusion des fibres). |
|   |                |                              | 166 Semences n.d.a.   |
|   |                |                              | 168 Graines de lin  |
|   |                |                              | 170 Graines de colza  |
|   |                |                              | 172 Graines de soja   |
|   |                |                              | 174 Graines, noix et amandes oléagineuses n.d.a.                                      |
|   |                |                              | 176 Caoutchouc naturel et autres gommes de la même<br>famille.                        |
|   |                |                              | 178 Tourbe n.d.a.   |
|   |                |                              | 180 Autres matières brutes d'origine végétale, non comes-<br>tibles, n.d.a.           |
|   |                |                              | 182 Billes et billots de bois   |
|   |                |                              | 184 Poteaux de clôture, étais de mine et pieux en bois                                |
|   |                | 299                          | 186 Bois rond n.d.a.  |
|   |                |                              | 188 Billes de bois à pâte   |
|   |                |                              | 190 Copeaux de bois à pâte  |
|   |                |                              | 192 Sapins de Noël  |
|   |                |                              | 194 Autres bois bruts n.d.a.  |
|   |                |                              | 196 Soie, laine et poil animal  |
|   |                |                              | 198 Coton   |
|   |                |                              | 200 Fibres textiles d'origine végétale et synthétiques<br>(à l'exclusion du coton).   |

TABLE 2. Revenue Freight Loaded and Unloaded by Railways Within Each Province - Continued

Second quarter - 1974 - Deuxième trimestre

| Commodity  | Alberta                    |           |            | British Columbia           |            |           |
|--|----------------------------|-----------|------------|----------------------------|------------|-----------|
|  | Loaded                     |           | Unloaded   | Loaded                     |            | Unloaded  |
|  | Chargées                   | tonnes    | Déchargées | Chargées                   | Déchargées | tonnes    |
|  | cars<br>--<br>--<br>wagons | tons --   | tonnes     | cars<br>--<br>--<br>wagons | tons --    | tonnes    |
| <u>SECTION III - Concluded</u>                                     |                            |           |            |                            |            |           |
| <u>Crude materials, inedible (C.L.) - Concluded</u>                |                            |           |            |                            |            |           |
| 202 Bauxite ore and alumina .....                                  | 1                          | 42        | 2,626      | -                          | -          | 1,290     |
| 204 Copper ores and concentrates .....                             | 2                          | 154       | 461        | 2,486                      | 215,161    | 216,575   |
| 206 Copper matte and precipitates .....                            | -                          | -         | -          | 6                          | 562        | 562       |
| 208 Iron ore and concentrates .....                                | 10                         | 760       | 10,034     | 304                        | 23,327     | 13,115    |
| 210 Lead ore and concentrates .....                                | -                          | -         | 545        | 639                        | 50,711     | 102,182   |
| 212 Manganese ore .....  | -                          | -         | 114        | -                          | -          | 386       |
| 214 Nickel-copper ores and concentrates .....                      | 1                          | 61        | 13,258     | 22                         | 1,388      | -         |
| 216 Nickel ore and concentrates .....                              | -                          | -         | 1,714      | 30                         | 1,954      | 333       |
| 218 Matte, nickel, copper-nickel or nickel-iron<br>chromium alloy. | -                          | -         | -          | -                          | -          | -         |
| 220 Tungsten ore and concentrates .....                            | -                          | -         | -          | 1                          | 24         | -         |
| 222 Zinc ore and concentrates .....                                | 3                          | 224       | -          | 678                        | 53,214     | 175,481   |
| 224 Lead and zinc ores and concentrates .....                      | -                          | -         | -          | 1                          | 55         | 105       |
| 226 Metallic ores and concentrates, n.e.s. ....                    | 8                          | 579       | 230        | 46                         | 2,596      | 9,411     |
| 228 Iron and steel scrap .....                                     | 246                        | 10,792    | 20,630     | 496                        | 26,184     | 23,170    |
| 230 Non-ferrous metal scrap, including precious<br>metal scrap.    | 33                         | 1,615     | 1,952      | 101                        | 4,697      | 2,001     |
| 232 Slags, drosses and other by-products, n.e.s. ....              | -                          | -         | 3,859      | 30                         | 2,536      | 246       |
| 236 Anthracite coal .....  | 858                        | 58,458    | -          | 1                          | 40         | 52,856    |
| 238 Bituminous coal .....  | 8,514                      | 746,942   | 7,962      | 19,890                     | 2,058,779  | 2,613,899 |
| 240 Lignite coal .....   | -                          | -         | -          | -                          | -          | -         |
| 242 Coal, n.e.s. ....  | -                          | -         | 733        | 2                          | 80         | 1,258     |
| 244 Crude mineral oils (petroleum) .....                           | 2,549                      | 100,849   | 100,636    | -                          | -          | 16        |
| 246 Natural gas and other crude bituminous substances              | 3                          | 210       | 360        | -                          | -          | 85        |
| 248 Asbestos, unmanufactured, crude and fibre .....                | -                          | -         | 670        | 280                        | 17,768     | 14,890    |
| 250 Clay .....   | 86                         | 6,032     | 9,797      | 2                          | 100        | 6,467     |
| 252 Other crude refractory materials .....                         | -                          | -         | -          | 2                          | 140        | 344       |
| 254 Natural abrasives .....  | 3                          | 220       | 1,196      | 8                          | 156        | 12,873    |
| 256 Sand, industrial .....   | 253                        | 20,164    | 36,280     | 12                         | 597        | 29,144    |
| 258 Sand, n.e.s. ....  | 557                        | 44,115    | 44,910     | 176                        | 10,600     | 10,886    |
| 260 Gravel .....   | 1,088                      | 86,944    | 87,155     | 96                         | 5,195      | 5,358     |
| 262 Building stone, rough .....                                    | 16                         | 1,280     | 1,564      | -                          | -          | 383       |
| 264 Silica or silex, n.e.s. ....                                   | -                          | -         | 45         | 4                          | 342        | 1,068     |
| 266 Agricultural limestone .....                                   | -                          | -         | -          | -                          | -          | -         |
| 268 Limestone, furnace or foundry, and fluxing stone ..            | -                          | -         | -          | -                          | -          | 75        |
| 270 Limestone, crushed or broken, n.e.s. ....                      | 2,510                      | 233,537   | 219,011    | 237                        | 15,919     | 13,882    |
| 272 Stone, n.e.s. including stone refuse .....                     | 140                        | 10,547    | 14,349     | 282                        | 15,436     | 11,157    |
| 274 Barytes, natural .....   | 174                        | 9,938     | 14,630     | 180                        | 13,828     | 2,451     |
| 276 Gypsum .....   | 4                          | 322       | 55,272     | 1,197                      | 107,593    | 46,484    |
| 278 Pyrites, iron, except roasted .....                            | -                          | -         | -          | -                          | -          | 50        |
| 280 Nepheline syenite .....  | -                          | -         | 192        | -                          | -          | 109       |
| 282 Phosphate rock .....   | 79                         | 7,098     | 207,272    | 1,567                      | 151,227    | 273,889   |
| 284 Common salt, rock or bulk .....                                | 53                         | 4,834     | 3,030      | 9                          | 818        | 9,125     |
| 286 Common salt, n.e.s. ....                                       | 122                        | 6,790     | 401        | 4                          | 326        | 6,951     |
| 288 Liquid sulphur .....   | 4,857                      | 460,250   | 64,846     | 12                         | 766        | 8,216     |
| 290 Sulphur, n.e.s. ....   | 10,852                     | 874,827   | 34,393     | 149                        | 14,074     | 749,469   |
| 292 Non-metallic minerals, crude, n.e.s. ....                      | 385                        | 31,233    | 32,299     | 14                         | 577        | 4,036     |
| 294 Textile rags and waste, n.e.s. ....                            | -                          | -         | 66         | 1                          | 13         | 464       |
| 296 Paper waste .....  | 38                         | 674       | 1,081      | 26                         | 1,235      | 688       |
| 298 Slag (excl. basic) and ashes, waste .....                      | 18                         | 1,326     | 1,112      | 1                          | 80         | 2,400     |
| 300 Wood waste, n.e.s. ....  | -                          | -         | 170        | 3                          | 112        | 117       |
| 304 Waste materials, n.e.s. ....                                   | 91                         | 7,128     | 469        | 4                          | 225        | 2,183     |
| (993) Total .....  | 36,845                     | 2,911,510 | 1,036,323  | 61,346                     | 4,729,132  | 6,446,055 |

TABLÉAU 2. Marchandises payantes chargées et déchargées par les compagnies de chemin de fer dans chaque province - suite

Second quarter - 1974 - Deuxième trimestre

| Yukon and Northwest Territories<br>Yukon et Territoires du Nord-Ouest |                        | Designation |   |
|---|------------------------|-------------|---|
| Loaded<br>Chargées  | Unloaded<br>Déchargées |             |   |
| tons -- tonnes  |                        |             |   |
| cars<br>--<br>wagons  |                        |             |   |
|   |                        |             | <u>SECTION III - fin</u>  |
|   |                        |             | <u>Matières brutes, non comestibles</u><br><u>(charge complète) - fin</u>       |
|   |                        |             | 202 Bauxite et alumine  |
| 229   | 5,733                  | 41          | 204 Minerais et concentrés de cuivre  |
|   |                        |             | 206 Mattes et précipités de cuivre  |
|   |                        |             | 208 Minerais et concentrés de fer   |
| 1,842   | 85,066                 |             | 210 Minerais et concentrés de plomb   |
|   |                        |             | 212 Minerais de manganèse   |
|   |                        |             | 214 Minerais et concentrés de nickel-cuivre                                     |
|   |                        |             | 216 Minerais et concentrés de nickel  |
|   |                        |             | 218 Mattes et alliages de nickel (cuivre-nickel et nickel-chrome-fer).          |
|   |                        |             | 220 Minerais et concentrés de tungstène   |
| 1,531   | 126,390                |             | 222 Minerais et concentrés de zinc  |
| 398   | 13,976                 |             | 224 Minerais et concentrés de plomb et de zinc                                  |
|   |                        |             | 226 Minerais et concentrés métalliques n.d.a.                                   |
|   |                        |             | 228 Débris de fer et d'acier  |
|   |                        |             | 230 Débris de métaux non ferreux, y compris les débris de métaux précieux.      |
|   |                        |             | 232 Cendres, scories et autres résidus n.d.a.                                   |
|   |                        |             | 236 Anthracite  |
|   |                        | 50          | 238 Charbon bitumineux  |
|   |                        |             | 240 Lignite   |
|   |                        |             | 242 Charbon n.d.a.  |
|   |                        |             | 244 Huiles brutes de pétrole ou de minerais bitumineux                          |
|   |                        |             | 246 Gaz naturel et autres substances brutes bitumineuses                        |
| 1,028   | 24,663                 |             | 248 Amiante non ouvré, brut et en fibres  |
|   |                        | 2,003       | 250 Argiles   |
|   |                        |             | 252 Autres substances réfractaires brutes                                       |
|   |                        |             | 254 Abrasifs naturels   |
|   |                        |             | 256 Sables à usage industriel   |
|   |                        |             | 258 Sables n.d.a.   |
|   |                        |             | 260 Gravier   |
|   |                        |             | 262 Pierres de construction   |
|   |                        |             | 264 Silice ou silex n.d.a.  |
|   |                        |             | 266 Pierres à chaux (pour l'amendement des terres)                              |
|   |                        |             | 268 Pierres à chaux (usage industriel) et castines                              |
|   |                        | 220         | 270 Pierres à chaux concassées n.d.a.   |
|   |                        |             | 272 Pierres n.d.a., y compris les débris de pierres                             |
| 4   | 240                    | 2,202       | 274 Barytine  |
|   |                        |             | 276 Gypse   |
|   |                        |             | 278 Pyrites de fer non grillées   |
|   |                        |             | 280 Néphéline syénite   |
|   |                        |             | 282 Phosphates en roche   |
|   |                        | 21          | 284 Sel gemme de saline   |
|   |                        | 154         | 286 Sel n.d.a.  |
|   |                        |             | 288 Soufres liquides  |
|   |                        |             | 290 Soufres n.d.a.  |
|   |                        | 60          | 292 Minéraux non métalliques bruts n.d.a.                                       |
|   |                        |             | 294 Chiffons et déchets de tissus n.d.a.  |
|   |                        |             | 296 Déchets de papier   |
|   |                        |             | 298 Scories (à l'exception des scories de déphosphoration) et cendres, déchets. |
|   |                        |             | 300 Déchets de bois n.d.a.  |
|   |                        |             | 304 Autres déchets n.d.a.   |
| 6,032   | 256,068                | 5,050       | (993) Total   |



TABLIÉAU 2. Marchandises payantes chargées et déchargées par les compagnies de chemin de fer dans chaque province - suite

Second quarter - 1974 - Deuxième trimestre

| Yukon and Northwest Territories<br>--<br>Yukon et Territoires du Nord-Ouest |                              | Designation  |
|---|------------------------------|--|
| Loaded<br>--<br>Chargées  | Unloaded<br>--<br>Déchargées |  |
| cars<br>--<br>wagons  | tons -- tonnes               |  |
|   |                              | <u>SECTION IV</u>  |
|   |                              | <u>Demi-produits, non comestibles (charge complète)</u>  |
|   |                              | 306 Cuir, fourrures apprêtées et demi-produits en caoutchouc.                                  |
|   |                              | 488 308 Bois de construction   |
|   |                              | 310 Panneaux en bois pour parquets   |
|   |                              | 312 Traverses en bois pour voies ferrées   |
|   |                              | 314 Bardeaux et aisseaux   |
|   |                              | 316 Bois de scierie n.d.a.   |
|   |                              | 318 Bois plaqués   |
|   |                              | 398 320 Bois contre-plaqués  |
|   |                              | 66 322 Planches de bois de construction n.d.a.   |
|   |                              | 324 Bois de menuiserie   |
|   |                              | 326 Ouvrages de tonnellerie, caisses et bois de layetier                                       |
|   |                              | 328 Autres demi-produits de bois n.d.a.  |
|   |                              | 330 Pâte de bois   |
|   |                              | 332 Pulpe n.d.a.   |
|   |                              | 334 Papier journal   |
|   |                              | 336 Papiers mécaniques et papiers spéciaux   |
|   |                              | 338 Papiers d'édition  |
|   |                              | 340 Papiers de soie et papiers hygiéniques   |
|   |                              | 342 Papiers d'emballage  |
|   |                              | 344 Cartons n.d.a.   |
|   |                              | 8 346 Papiers de construction  |
|   |                              | 348 Panneaux de construction n.d.a.  |
|   |                              | 350 Papiers n.d.a.   |
|   |                              | 352 Bourres, ouates et feutres   |
|   |                              | 354 Cordages, ficelles et cordes   |
|   |                              | 356 Tissus en coton (larges)   |
|   |                              | 358 Tissus en jute (larges)  |
|   |                              | 360 Demi-produits textiles n.d.a.  |
|   |                              | 362 Huiles et graisses animales (sauf celles des poissons et mammifères marins).               |
|   |                              | 364 Huiles de poissons et de mammifères marins   |
|   |                              | 366 Huiles de coton et de lin  |
|   |                              | 368 Huile de soja  |
|   |                              | 370 Huiles et graisses végétales n.d.a.  |
|   |                              | 372 Huiles, graisses et cires chimiquement modifiées et leurs dérivés.                         |
|   |                              | 374 Térébenthine, colophanes, huiles, essences et acides de résineux.                          |
|   |                              | 110 376 Extraits de gomme, de bois et extraits végétaux  |
|   |                              | 378 Noirs de carbone   |
|   |                              | 3,957 380 Eléments chimiques   |
|   |                              | 383 382 Acide sulfurique   |
|   |                              | 384 Acides inorganiques et composés oxygénés des métalloïdes n.d.a.                            |
|   |                              | 386 Hydroxyde de sodium  |
|   |                              | 388 Bases inorganiques, oxydes, hydroxydes et peroxydes métalliques n.d.a.                     |
|   |                              | 390 Sulfates de sodium   |
|   |                              | 392 Carbonates de sodium   |
|   |                              | 70 394 Sels et persels métalliques des acides inorganiques n.d.a.                              |
|   |                              | 396 Carbures de calcium  |
|   |                              | 398 Autres éléments inorganiques n.d.a.  |
|   |                              | 400 Hydrocarbures et leurs dérivés   |
|   |                              | 402 Alcools et leurs dérivés   |
|   |                              | 404 Phénols, éthers, aldéhydes, cétones et leurs dérivés                                       |
|   |                              | 406 Acides organiques et leurs anhydrides, halogénures, peroxydes, peracides et leurs dérivés. |





TABIEAU 2. Marchandises payantes chargées et déchargées par les compagnies de chemin de fer dans chaque province - suite

Second quarter - 1974 - Deuxième trimestre

| Yukon and Northwest Territories<br>-- --<br>Yukon et Territoires du Nord-Ouest |                | Unloaded<br>-- --<br>Déchargées | Désignation  |
|--|----------------|---------------------------------|--|
| Loaded<br>-- --<br>Chargées  | tons -- tonnes |                                 |  |
| cars<br>-- --<br>wagons  |                |                                 |  |
|  |                |                                 | <u>SECTION IV - suite</u>  |
|  |                |                                 | <u>Demi-produits, non comestibles (charge complète) - suite</u>              |
| --   | --             | --                              | 408 Composés à fonctions azotées   |
| --   | --             | 134                             | 410 Composés organiques n.d.a.   |
| --   | --             | 588                             | 412 Explosifs, fusées et amorces   |
| --   | --             | --                              | 414 Phosphates d'ammonium  |
| --   | --             | 25                              | 416 Chlorure (muriate) de potassium  |
| --   | --             | 95                              | 418 Engrais n.d.a.   |
| --   | --             | --                              | 420 Demi-produits chimiques (pour l'amendement des terres).                  |
| --   | --             | --                              | 422 Adhésifs   |
| --   | --             | --                              | 424 Caoutchouc synthétique   |
| --   | --             | --                              | 426 Matières plastiques non moulées, moulages et formes de base.             |
| --   | --             | --                              | 428 Pigments, laques et colorants  |
| --   | --             | 8                               | 430 Peintures et produits similaires   |
| --   | --             | 212                             | 432 Demi-produits chimiques (pour l'industrie) n.d.a.                        |
| --   | --             | 10,183                          | 434 Essence  |
| --   | --             | 134                             | 436 Combustibles pour turbines d'avion (carburacteur)                        |
| --   | --             | 3,996                           | 438 Carburant diesel   |
| --   | --             | --                              | 440 Kérosène   |
| --   | --             | --                              | 442 Mazout n.d.a.  |
| --   | --             | 294                             | 444 Huiles et graisses de lubrification                                      |
| --   | --             | --                              | 446 Coke de pétrole  |
| --   | --             | --                              | 448 Coke n.d.a.  |
| --   | --             | 1,764                           | 450 Gaz raffinés (combustible)   |
| --   | --             | 10                              | 452 Asphalte et huiles pour les routes                                       |
| --   | --             | 32                              | 454 Autres produits du pétrole et du charbon                                 |
| --   | --             | --                              | 456 Ferro-alliages   |
| --   | --             | --                              | 458 Fonte brute  |
| --   | --             | --                              | 460 Lingots, blooms, billettes et brames de fer et d'acier.                  |
| --   | --             | --                              | 461 Acier et fer primaires, n.d.a.   |
| --   | --             | --                              | 462 Moulages et pièces de forge de fer ou d'acier                            |
| --   | --             | 513                             | 464 Barres et tiges d'acier  |
| --   | --             | 342                             | 466 Tôles fortes d'acier   |
| --   | --             | 79                              | 468 Tôles et feuillards d'acier  |
| --   | --             | 211                             | 470 Profilés et palplanches en fer et en acier                               |
| --   | --             | --                              | 472 Elements de voies ferrées  |
| --   | --             | 1,564                           | 474 Tuyaux et tubes en fer et en acier                                       |
| --   | --             | 122                             | 476 Fils de fer ou d'acier   |
| --   | --             | --                              | 478 Pâtes, poudres, gueuses, lingots et grenaille d'aluminium.               |
| --   | --             | --                              | 480 Demi-produits à base d'aluminium et d'alliages d'aluminium n.d.a.        |
| --   | --             | --                              | 482 Cuivre et alliages de cuivre de premier affinage                         |
| --   | --             | --                              | 484 Cuivre et alliages de cuivre n.d.a.                                      |
| --   | --             | --                              | 486 Plomb et alliages  |
| --   | --             | --                              | 488 Nickel et alliages   |
| --   | --             | --                              | 490 Etain et alliages  |
| --   | --             | --                              | 492 Zinc et alliages   |
| --   | --             | --                              | 494 Autres métaux communs non ferreux et alliages                            |
| --   | --             | 9                               | 496 Réservoirs   |
| --   | --             | 29                              | 498 Boulons, écrous, clous, vis et autres articles communs de quincaillerie. |
| --   | --             | 34                              | 500 Demi-produits métalliques communs n.d.a.                                 |
| --   | --             | --                              | 502 Demi-produits en pierre naturelle communs (surtout de construction).     |
| --   | --             | --                              | 504 Briques et tuiles, argile  |
| --   | --             | --                              | 506 Briques réfractaires et produits similaires                              |
| --   | --             | --                              | 508 Dolomie et magnésite calcinées   |
| --   | --             | --                              | 510 Matières réfractaires n.d.a.   |
| --   | --             | 40                              | 512 Principaux demi-produits en verre communs                                |
| --   | --             | --                              | 514 Demi-produits en amiante et en amiante-ciment communs.                   |

TABLE 2. Revenue Freight Loaded and Unloaded by Railways Within Each Province - Continued

Second quarter - 1974 - Deuxième trimestre

| Commodity  | Alberta                  |                              |                          | British Columbia             |                |           |
|--|--------------------------|------------------------------|--------------------------|------------------------------|----------------|-----------|
|  | Alberta                  |                              | Colombie-Britannique     |                              | -              |           |
|  | Loaded<br>--<br>Chargées | Unloaded<br>--<br>Déchargées | Loaded<br>--<br>Chargées | Unloaded<br>--<br>Déchargées |                |           |
|  | cars<br>--<br>wagons     | tons -- tonnes               |                          | cars<br>--<br>wagons         | tons -- tonnes |           |
| <u>SECTION IV - Concluded</u>  |                          |                              |                          |                              |                |           |
| <u>Fabricated materials, inedible (C.L.) - Concluded</u>   |                          |                              |                          |                              |                |           |
| 516 Portland cement, standard .....  | 422                      | 40,629                       | 62,548                   | 287                          | 25,375         | 31,749    |
| 518 Concrete pipe .....  | 4                        | 162                          | 2,889                    | 5                            | 195            | 6,027     |
| 520 Cement and concrete basic products, n.e.s. ....  | 583                      | 47,131                       | 53,919                   | 19                           | 746            | 4,239     |
| 522 Plaster .....  | --                       | --                           | 852                      | 9                            | 328            | 981       |
| 524 Gypsum wallboard and sheathing .....   | --                       | --                           | 931                      | 9                            | 338            | 3,801     |
| 526 Gypsum basic products, n.e.s. ....   | --                       | --                           | 117                      | 1                            | 15             | 71        |
| 528 Lime, hydrated and quick .....   | 192                      | 16,143                       | 2,405                    | 84                           | 7,557          | 21,021    |
| 530 Non-metallic mineral basic products, n.e.s. ....   | 531                      | 7,369                        | 5,723                    | 288                          | 20,001         | 5,523     |
| 532 Bituminous pressed or molded fabricated materials  | --                       | --                           | 234                      | 7                            | 77             | 222       |
| 534 Miscellaneous fabricated materials .....   | 3                        | 90                           | 2,114                    | 3                            | 77             | 4,430     |
| (994) Total .....  | 26,664                   | 1,686,327                    | 1,052,844                | 67,711                       | 3,388,877      | 2,908,855 |
| <u>SECTION V</u>   |                          |                              |                          |                              |                |           |
| <u>End products, inedible (C.L.)</u>   |                          |                              |                          |                              |                |           |
| 536 Power boilers .....  | 2                        | 145                          | 1,995                    | 1                            | 85             | 146       |
| 538 Engines and turbines, general purpose .....  | --                       | --                           | 15                       | 11                           | 256            | 453       |
| 539 Electric generators and motors .....   | 1                        | 130                          | 152                      | 12                           | 320            | 726       |
| 540 General purpose industrial machinery, n.e.s. ....  | 120                      | 3,219                        | 5,962                    | 295                          | 8,019          | 3,551     |
| 542 Conveying, elevating and materials handling<br>equipment.  | 63                       | 1,109                        | 2,695                    | 72                           | 2,006          | 3,561     |
| 544 Construction and maintenance machinery and<br>equipment.   | 98                       | 3,376                        | 6,412                    | 301                          | 10,307         | 9,565     |
| 546 Special industry machinery, n.e.s. ....  | 44                       | 1,472                        | 4,559                    | 35                           | 1,078          | 4,580     |
| 548 Agricultural machinery and equipment .....   | 62                       | 1,060                        | 10,287                   | 11                           | 265            | 1,435     |
| 550 Tractors .....   | 37                       | 915                          | 5,207                    | 22                           | 346            | 3,550     |
| 552 Railway rolling stock .....  | 44                       | 816                          | 3,455                    | 53                           | 895            | 2,490     |
| 554 Passenger automobiles and chassis .....  | 206                      | 3,903                        | 40,569                   | 1,811                        | 31,743         | 31,779    |
| 556 Motor vehicle engines, accessories, parts and<br>assemblies.   | 4                        | 55                           | 3,945                    | 116                          | 1,577          | 1,642     |
| 558 Road motor vehicles, n.e.s. ....   | 90                       | 2,373                        | 34,374                   | 162                          | 2,594          | 24,053    |
| 560 Ships and boats, aircraft and miscellaneous vehi-<br>cles, n.e.s. (incl. parts and accessories).                 | 13                       | 299                          | 80                       | 75                           | 1,169          | 1,061     |
| 562 Rubber tires and tubes .....   | 118                      | 1,804                        | 7,697                    | 75                           | 1,316          | 3,767     |
| 564 Communication and related equipment .....  | --                       | --                           | 294                      | 36                           | 221            | 818       |
| 566 Heating equipment .....  | 5                        | 114                          | 2,574                    | 5                            | 47             | 1,786     |
| 568 Air-conditioning and refrigeration equipment .....   | 11                       | 347                          | 5,086                    | 15                           | 350            | 3,291     |
| 570 Plumbing equipment and fittings .....  | 2                        | 40                           | 1,709                    | 67                           | 1,392          | 1,274     |
| 572 Electric lighting, distribution and control<br>equipment, n.e.s. ....  | 3                        | 77                           | 404                      | 5                            | 167            | 809       |
| 574 Furniture and fixtures .....   | 48                       | 716                          | 5,091                    | 75                           | 1,718          | 7,740     |
| 576 Electric appliances and accessories .....  | 8                        | 230                          | 5,317                    | 23                           | 259            | 4,750     |
| 577 Other equipment .....  | 7                        | 91                           | 532                      | 6                            | 85             | 1,243     |
| 578 Facial tissues and paper handkerchiefs .....   | --                       | --                           | 1,942                    | 1                            | 7              | 1,317     |
| 579 Apparel and accessories, n.e.s. ....   | 3                        | 112                          | 165                      | 7                            | 118            | --        |
| 580 Toiletries, cleaning preparations and household<br>chemical specialties.   | 3                        | 144                          | 8,649                    | 6                            | 358            | 6,359     |
| 582 Paper napkins, towels and toilet paper .....   | 1                        | 53                           | 3,297                    | 222                          | 3,341          | 1,536     |
| 584 Tableware, paper .....   | 1                        | 12                           | 278                      | --                           | --             | 760       |
| 586 Kitchen utensils, cutlery and tableware, n.e.s.<br>(exc. silverware).  | 3                        | 15                           | 726                      | 12                           | 146            | 95        |
| 588 Household and personal equipment, n.e.s. ....  | 24                       | 471                          | 3,764                    | 111                          | 1,779          | 3,691     |
| 590 Medicinal and pharmaceutical products and supplies,<br>including ophthalmic goods and orthopaedic<br>appliances. | 3                        | 130                          | 1,023                    | 1                            | 10             | 1,814     |
| 592 Printed matter .....   | 1                        | 15                           | 389                      | 3                            | 79             | 2,383     |
| 594 Stationers' supplies, photographic goods, musical<br>instruments and recreational supplies.                      | --                       | --                           | 1,628                    | 30                           | 430            | 1,492     |

TABIEAU 2. Marchandises payantes chargées et déchargées par les compagnies de chemin de fer dans chaque province - suite  
 Second quarter - 1974 - Deuxième trimestre

| Yukon and Northwest Territories<br>Yukon et Territoires du Nord-Ouest |                              |        |       | Désignation   |
|---|------------------------------|--------|-------|---|
| Loaded<br>--<br>Chargées  | Unloaded<br>--<br>Déchargées |        |       |   |
| cars<br>--<br>wagons  | tons -- tonnes               |        |       |   |
|   |                              |        |       | <u>SECTION IV - fin</u>   |
|   |                              |        |       | <u>Demi-produits, non comestibles (charge complète) - fin</u>                                     |
|   |                              | 1,668  | 516   | Ciment Portland ordinaire   |
|   |                              | 116    | 518   | Tuyaux en béton   |
|   |                              |        | 520   | Demi-produits en ciment et en béton communs n.d.a.  |
|   |                              |        | 522   | Plâtre  |
|   |                              | 206    | 524   | Panneaux et revêtements en gypse  |
|   |                              |        | 526   | Principaux produits en gypse n.d.a.   |
|   |                              | 994    | 528   | Chaux ordinaire (éteinte et vive)   |
|   |                              |        | 530   | Demi-produits minéraux non métalliques communs n.d.a.   |
|   |                              |        | 532   | Demi-produits bitumineux pressés ou moulés  |
|   |                              | 29     | 534   | Divers demi-produits  |
|   |                              | 28,911 | (994) | Total   |
|   |                              |        |       | <u>SECTION V</u>  |
|   |                              |        |       | <u>Produits finis, non comestibles (charge complète)</u>  |
|   |                              |        | 536   | Chaudières  |
|   |                              |        | 538   | Machines et turbines  |
|   |                              |        | 539   | Générateurs et moteurs électriques  |
|   |                              | 10     | 540   | Outillage industriel d'utilisation générale n.d.a.  |
|   |                              | 331    | 542   | Machines et appareils de levage et de manutention et convoyeurs.                                  |
|   |                              | 43     | 544   | Machines et outillage de construction et d'entretien.   |
|   |                              | 146    | 546   | Machines industrielles spéciales n.d.a.   |
|   |                              |        | 548   | Machines et outillages agricoles  |
|   |                              | 71     | 550   | Tracteurs   |
|   |                              | 45     | 552   | Matériel ferroviaire roulant  |
|   |                              | 107    | 554   | Voitures automobiles et châssis   |
|   |                              |        | 556   | Moteurs, accessoires et organes de véhicules automobiles.   |
|   |                              | 192    | 558   | Véhicules routiers à moteur n.d.a.  |
|   |                              | 143    | 560   | Bateaux, aéronefs et véhicules divers n.d.a. (y compris accessoires).                             |
|   |                              | 28     | 562   | Pneus et chambres à air en caoutchouc   |
|   |                              |        | 564   | Matériel de communications et matériel connexe  |
|   |                              | 50     | 566   | Matériel de chauffage   |
|   |                              |        | 568   | Matériel de conditionnement de l'air et de réfrigération.   |
|   |                              |        | 570   | Tuyaux et garnitures  |
|   |                              | 14     | 572   | Matériel de distribution et de commande d'éclairage électrique n.d.a.                             |
|   |                              | 9      | 574   | Meubles et agencements fixes  |
|   |                              |        | 576   | Appareils électriques et accessoires  |
|   |                              | 55     | 577   | Autres appareils  |
|   |                              |        | 578   | Serviettes à démaquiller et mouchoirs en papier   |
|   |                              |        | 579   | Ornements et accessoires n.d.a.   |
|   |                              |        | 580   | Produits de nettoyage (pour toilettes, vaisselle, etc.).  |
|   |                              |        | 582   | Napperons et serviettes en papier et papier de toilette.  |
|   |                              |        | 584   | Articles de table en papier   |
|   |                              |        | 586   | Ustensiles de cuisine, services de table et coutellerie n.d.a. (à l'exclusion de l'argenterie).   |
|   |                              |        | 588   | Articles de ménage n.d.a.   |
|   |                              |        | 590   | Produits médicaux et pharmaceutiques, y compris produits ophtalmiques et appareils orthopédiques. |
|   |                              |        | 592   | Imprimés  |
|   |                              |        | 594   | Articles de papeterie et photographiques, instruments de musique et articles d'amusement.         |

TABLE 2. Revenue Freight Loaded and Unloaded by Railways Within Each Province - Concluded

Second quarter - 1974 - Deuxième trimestre

| Commodity   | Alberta              |                   |            | British Columbia<br>Colombie-Britannique |                   |            |
|---|----------------------|-------------------|------------|--|-------------------|------------|
|   | Loaded               |                   | Unloaded   | Loaded                                   |                   | Unloaded   |
|   | Chargées             |                   | Déchargées | Chargées                                 |                   | Déchargées |
|   | cars<br>--<br>wagons | tons --<br>tonnes |            | cars<br>--<br>wagons                     | tons --<br>tonnes |            |
| <u>SECTION V - Concluded</u>  |                      |                   |            |  |                   |            |
| <u>End products, inedible (C.L.) - Concluded</u>  |                      |                   |            |  |                   |            |
| 596 Firearms, weapons and ammunition .....  | -                    | -                 | 1,728      | 13                                       | 597               | 128        |
| 598 Prefabricated buildings and structures .....  | 56                   | 666               | 2,072      | 35                                       | 912               | 1,523      |
| 600 Miscellaneous products, n.e.s. ....   | -                    | -                 | 788        | 10                                       | 127               | 1,374      |
| 602 Metal containers .....  | 159                  | 1,921             | 3,909      | 137                                      | 2,055             | 3,727      |
| 604 Glass containers .....  | 46                   | 1,177             | 244        | 26                                       | 735               | 1,734      |
| 606 Bags, paper .....   | 7                    | 183               | 788        | 34                                       | 1,146             | 243        |
| 608 Other paper containers .....  | 10                   | 157               | 717        | 31                                       | 399               | 861        |
| 610 Wooden containers .....   | 3                    | 22                | 1,451      | 36                                       | 609               | 797        |
| 612 Shipping and distribution containers and closures,<br>n.e.s. (not C.O.F.C.) .....   | 42                   | 445               | 2,386      | 137                                      | 1,656             | 1,290      |
| 614 Containers and closures, n.e.s. (not C.O.F.C.) ....                                 | -                    | -                 | 35         | -  | -                 | -          |
| 616 Paper end products .....  | -                    | -                 | 4,466      | 236                                      | 5,916             | 514        |
| 618 Plastic end products .....  | 22                   | 154               | 1,229      | 77                                       | 543               | 795        |
| 620 Remaining end products .....  | - 2                  | - 75              | 1,577      | 15                                       | 524               | 768        |
| (995) Total .....   | 1,368                | 27,893            | 191,662    | 4,464                                    | 87,707            | 147,271    |
| <u>SECTION VI</u>   |                      |                   |            |  |                   |            |
| <u>Special types of traffic (C.L.)</u>  |                      |                   |            |  |                   |            |
| 622 Shipping containers returned empty (not C.O.F.C.) .....                             | 256                  | 3,829             | 3,870      | 215                                      | 5,207             | 5,168      |
| 624 Mixed carload freight, n.e.s. ....  | 202                  | 4,655             | 10,271     | 1,442                                    | 42,227            | 66,294     |
| 626 Freight forwarder and shipper association traffic .....                             | 128                  | 4,746             | 81,203     | 1,673                                    | 23,283            | 44,977     |
| 628 Piggyback (T.O.F.C.) - motor common carrier<br>trailers (Plans I & V)(1) .....      | 5,223                | 104,595           | 104,388    | 2,434                                    | 41,683            | 81,678     |
| 630 Piggyback (C.O.F.C.) - motor common carrier<br>containers (Plans I & V)(1) .....    | 432                  | 5,813             | 10,314     | 423                                      | 5,166             | 13,527     |
| 632 Piggyback (T.O.F.C.) - other trailers (Plans III,<br>IV and open tariff)(1) .....   | 5                    | 129               | 593        | -  | -                 | 2,106      |
| 634 Piggyback (C.O.F.C.) - other containers (Plans III,<br>IV and open tariff)(1) ..... | -                    | -                 | -          | -  | -                 | -          |
| (996) Total .....   | 6,246                | 123,767           | 210,639    | 6,187                                    | 117,566           | 213,750    |
| (997) Grand total, carload traffic .....  | 96,838               | 6,274,219         | 2,696,171  | 143,251                                  | 8,466,942         | 12,194,252 |
| <u>SECTION VII</u>  |                      |                   |            |  |                   |            |
| <u>Non-carload freight</u>  |                      |                   |            |  |                   |            |
| 640 Non-carload Shipments (L.C.L., express, etc) .....                                  | ...                  | 17,970            | 37,795     | ...                                      | 24,797            | 41,336     |
| (998) Grand total, carload and non-carload<br>traffic .....                             | ...                  | 6,292,189         | 2,733,966  | ...                                      | 8,491,739         | 12,235,588 |

(1) Excludes railway-owned (Plan II) trailers and containers for which data included under appropriate commodities according to trailer or container contents.

TABLEAU 2. Marchandises payantes chargées et déchargées par les compagnies de chemin de fer dans chaque province - fin  
Second quarter - 1974 - Deuxième trimestre

| Yukon and Northwest Territories<br>--<br>Yukon et Territoires du Nord-Ouest |                              |                |        | Désignation  |
|---|------------------------------|----------------|--------|--|
| Loaded<br>--<br>Chargées  | Unloaded<br>--<br>Déchargées | tons -- tonnes |        |  |
| cars<br>--<br>wagons  |                              |                |        |  |
| <u>SECTION V - fin</u>  |                              |                |        |  |
| <u>Produits finis, non comestibles (charge complète) - fin</u>              |                              |                |        |  |
|   |                              |                | 45     | 596 Armes à feu, armes et munitions  |
|   |                              |                | —      | 598 Bâtiments et ouvrages préfabriqués   |
|   |                              | 1,199          | —      | 600 Divers produits n.d.a.   |
|   |                              |                | —      | 602 Conteneurs métalliques   |
|   |                              |                | —      | 604 Conteneurs en verre  |
|   |                              |                | —      | 606 Sacs en papier   |
|   |                              |                | —      | 608 Autres conteneurs en papier  |
|   |                              |                | —      | 610 Conteneurs en bois   |
|   |                              |                | 25     | 612 Conteneurs et autres emballages et caisses pour les expéditions n.d.a. (autres que rail-route) |
|   |                              |                | —      | 614 Conteneurs et caisses n.d.a. (autres que rail-route)   |
|   |                              |                | —      | 616 Produits finis en papier   |
|   |                              |                | —      | 618 Produits finis en plastique  |
|   |                              |                | —      | 620 Autres produits finis  |
|   |                              |                | 2,513  | (995) Total  |
| <u>SECTION VI</u>   |                              |                |        |  |
| <u>Transports spéciaux (charge complète)</u>                                |                              |                |        |  |
|   |                              |                | —      | 622 Conteneurs vides retournés à l'expéditeur (autres que rail-route).                             |
| 38  | 479                          |                | 1,417  | 624 Chargements mixtes, n.d.a.   |
|   |                              |                | —      | 626 Trafic des maisons d'expédition et des groupements d'expéditeurs.                              |
|   |                              |                | 5      | 628 Piggyback - remorques (rail-route) des transporteurs publics (Plans I & V)(1).                 |
|   |                              |                | —      | 630 Piggyback - conteneurs (rail-route) des transporteurs publics (Plans I & V)(1).                |
|   |                              |                | —      | 632 Piggyback - autres remorques (rail-route) (Plans III, IV et tarif général)(1).                 |
|   |                              |                | —      | 634 Piggyback - autres conteneurs (rail-route) (Plans III, IV et tarif général)(1).                |
| 38  | 479                          |                | 1,422  | (996) Total  |
| 6,071   | 256,580                      |                | 39,525 | (997) Total du trafic charge complète  |
| <u>SECTION VII</u>  |                              |                |        |  |
| <u>Trafic des chargements de détail</u>                                     |                              |                |        |  |
|   | 174                          |                | 1,406  | 640 Expéditions de marchandises de détail (tarif grande et petite vitesse).                        |
|   | 256,754                      |                | 40,931 | (998) Total, charges complètes et chargements de détail.   |

(1) Non compris les remorques et conteneurs qui sont la propriété des compagnies ferroviaires (plan II) et dont le frêt a été classé par type de marchandise suivant le contenu de la remorque au conteneur.

TABLE 3. Revenue Freight Carried by Railways in Canada

Summary

Second quarter - 1974 - (Revised estimates)


| No.   | Canada                                   | Newfoundland<br>-<br>Terre-Neuve | Prince<br>Edward<br>Island<br>-<br>Île du<br>Prince-<br>Édouard | Nova<br>Scotia<br>-<br>Nouvelle-<br>Écosse | New<br>Brunswick<br>-<br>Nouveau-<br>Brunswick | Québec    |            |
|---|--|----------------------------------|---|--|--|-----------|------------|
| Loaded onto railway cars in Canada - Cars   |  |                                  |   |  |  |           |            |
| 1   | Live animals (C.L.)                      | 1,423                            | -   | 11   | 28   | 3         | 21         |
| 2   | Food, feed, beverages and tobacco (C.L.) | 151,981                          | 301   | 1,273                                      | 860  | 3,081     | 9,004      |
| 3   | Crude materials, inedible (C.L.)         | 451,006                          | 54,276  | 25   | 27,472   | 9,143     | 119,240    |
| 4   | Fabricated materials, inedible (C.L.)    | 301,773                          | 4,816   | 144  | 7,055  | 12,003    | 62,202     |
| 5   | End products, inedible (C.L.)            | 75,994                           | 363   | 26   | 2,473  | 1,208     | 13,059     |
| 6   | Special types of traffic (C.L.)          | 110,073                          | 187   | 39   | 6,341  | 4,122     | 33,803     |
| 7   | Total carload freight                    | 1,092,250                        | 59,943  | 1,518                                      | 44,229   | 29,560    | 237,329    |
| Loaded onto railway cars in Canada - Tons   |  |                                  |   |  |  |           |            |
| 8   | Live animals (C.L.)                      | 26,668                           | -   | 248  | 653  | 75        | 374        |
| 9   | Food, feed, beverages and tobacco (C.L.) | 8,371,374                        | 7,078   | 34,855                                     | 35,800   | 109,996   | 306,352    |
| 10  | Crude materials, inedible (C.L.)         | 34,676,205                       | 5,518,317   | 883  | 1,852,972                                      | 423,232   | 9,641,978  |
| 11  | Fabricated materials, inedible (C.L.)    | 17,586,725                       | 113,114   | 5,323                                      | 401,223  | 607,378   | 3,343,642  |
| 12  | End products, inedible (C.L.)            | 1,556,956                        | 4,782   | 445  | 54,288   | 30,837    | 240,411    |
| 13  | Special types of traffic (C.L.)          | 2,356,063                        | 2,237   | 1,054                                      | 243,586  | 70,572    | 800,156    |
| 14  | Total carload freight                    | 64,573,991                       | 5,645,528   | 42,808                                     | 2,588,522                                      | 1,242,040 | 14,332,913 |
| 15  | Non-carload freight                      | 628,096                          | 9,004   | 2,663                                      | 74,380   | 73,618    | 127,157    |
| 16  | Grand total                              | 65,202,087                       | 5,654,532   | 45,471                                     | 2,662,902                                      | 1,315,658 | 14,460,070 |
| Received from U.S. rail - Tons              |  |                                  |   |  |  |           |            |
| 17  | Live animals (C.L.)                      | 154                              | -   | -  | -  | -         | -          |
| 18  | Food, feed, beverages and tobacco (C.L.) | 1,392,093                        | -   | -  | -  | 6,670     | 128,375    |
| 19  | Crude materials, inedible (C.L.)         | 1,963,601                        | -   | -  | -  | 7,724     | 273,145    |
| 20  | Fabricated materials, inedible (C.L.)    | 2,626,713                        | -   | -  | -  | 111,989   | 459,341    |
| 21  | End products, inedible (C.L.)            | 1,351,871                        | -   | -  | -  | 1,897     | 84,382     |
| 22  | Special types of traffic (C.L.)          | 190,236                          | -   | -  | -  | 205       | 13,571     |
| 23  | Total carload freight                    | 7,524,668                        | -   | -  | -  | 128,485   | 959,344    |
| 24  | Non-carload freight                      | 16,169                           | -   | -  | -  | 210       | 3,609      |
| 25  | Grand total                              | 7,540,837                        | -   | -  | -  | 128,695   | 963,553    |
| Total freight traffic - Tons                |  |                                  |   |  |  |           |            |
| 26  | Live animals (C.L.)                      | 26,822                           | -   | 248  | 653  | 75        | 374        |
| 27  | Food, feed, beverages and tobacco (C.L.) | 9,763,467                        | 7,078   | 34,855                                     | 35,800   | 116,666   | 435,227    |
| 28  | Crude materials, inedible (C.L.)         | 36,639,806                       | 5,518,317   | 883  | 1,852,972                                      | 430,956   | 9,915,123  |
| 29  | Fabricated materials, inedible (C.L.)    | 20,213,438                       | 113,114   | 5,323                                      | 401,223  | 719,317   | 3,803,333  |
| 30  | End products, inedible (C.L.)            | 2,908,827                        | 4,782   | 445  | 54,288   | 32,734    | 416,718    |
| 31  | Special types of traffic (C.L.)          | 2,546,299                        | 2,237   | 1,054                                      | 243,586  | 70,777    | 814,027    |
| 32  | Total carload freight                    | 72,098,659                       | 5,645,528   | 42,808                                     | 2,588,522                                      | 1,370,525 | 15,292,857 |
| 33  | Non-carload freight                      | 644,265                          | 9,004   | 2,663                                      | 74,380   | 73,828    | 130,766    |
| 34  | Grand total                              | 72,742,924                       | 5,654,532   | 45,471                                     | 2,662,902                                      | 1,444,353 | 15,423,623 |
| Unloaded from railway cars in Canada - Tons |  |                                  |   |  |  |           |            |
| 35  | Live animals (C.L.)                      | 25,116                           | 356   | 301  | 505  | 776       | 2,717      |
| 36  | Food, feed, beverages and tobacco (C.L.) | 8,929,340                        | 54,356  | 18,754                                     | 146,060  | 186,814   | 894,885    |
| 37  | Crude materials, inedible (C.L.)         | 34,869,590                       | 114,569   | 57,614                                     | 1,739,274                                      | 489,980   | 15,324,395 |
| 38  | Fabricated materials, inedible (C.L.)    | 13,145,085                       | 288,657   | 41,280                                     | 317,972  | 658,461   | 2,823,006  |
| 39  | End products, inedible (C.L.)            | 1,982,099                        | 27,631  | 2,668                                      | 44,248   | 105,339   | 416,718    |
| 40  | Special types of traffic (C.L.)          | 2,399,414                        | 12,949  | 5,801                                      | 268,016  | 85,190    | 684,960    |
| 41  | Total carload freight                    | 61,350,644                       | 498,518   | 126,418                                    | 2,516,075                                      | 1,526,560 | 20,146,681 |
| 42  | Non-carload freight                      | 641,892                          | 25,128  | 8,734                                      | 76,547   | 74,943    | 118,909    |
| 43  | Grand total                              | 61,992,536                       | 523,646   | 135,152                                    | 2,592,622                                      | 1,601,503 | 20,265,590 |
| Delivered to U.S. rail - Tons               |  |                                  |   |  |  |           |            |
| 44  | Live animals (C.L.)                      | 89                               | -   | -  | -  | -         | 64         |
| 45  | Food, feed, beverages and tobacco (C.L.) | 758,553                          | -   | -  | -  | 7,151     | 270,430    |
| 46  | Crude materials, inedible (C.L.)         | 1,628,914                        | -   | -  | -  | 54,301    | 186,351    |
| 47  | Fabricated materials, inedible (C.L.)    | 7,179,215                        | -   | -  | -  | 35,639    | 1,106,943  |
| 48  | End products, inedible (C.L.)            | 872,506                          | -   | -  | -  | 1,708     | 24,147     |
| 49  | Special types of traffic (C.L.)          | 115,560                          | -   | -  | -  | 259       | 13,714     |
| 50  | Total carload freight                    | 10,554,837                       | -   | -  | -  | 99,058    | 1,601,642  |
| 51  | Non-carload freight                      | 6,114                            | -   | -  | -  | 10        | 2,175      |
| 52  | Grand total                              | 10,560,951                       | -   | -  | -  | 99,068    | 1,603,817  |

TABLEAU 3. Marchandises payantes transportées par chemin de fer au Canada


Sommaire


Second quarter - 1974 - Deuxième trimestre


| Ontario                                   | Manitoba  | Saskatchewan | Alberta   | British Columbia<br>-<br>-<br>Colombie-Britannique | Yukon and Northwest Territories<br>-<br>-<br>Yukon et Territoires du Nord-Ouest | No  |
|---|-----------|--------------|-----------|--|---|---|
| Chargées au Canada - wagons               |           |              |           |  |   |   |
| 129                                       | 462       | 513          | 349       | 7  | -   | 1 Animaux vivants (charge complète) .....                         |
| 19,471                                    | 22,161    | 66,927       | 25,366    | 3,536  | 1   | 2 Aliments, provendes, boissons et tabac (charge complète) .....  |
| 114,205                                   | 15,915    | 6,507        | 36,845    | 61,346   | 6,032   | 3 Matières brutes, non comestibles (charge complète) .....        |
| 72,445                                    | 7,958     | 40,775       | 26,664    | 67,711   | -   | 4 Demi-produits, non comestibles (charge complète) .....          |
| 50,156                                    | 2,452     | 425          | 1,368     | 4,464  | -   | 5 Produits finis, non comestibles (charge complète) .....         |
| 43,818                                    | 7,470     | 1,822        | 6,246     | 6,187  | 38  | 6 Transports spéciaux (charge complète) .....                     |
| 300,224                                   | 56,418    | 116,869      | 96,838    | 143,251  | 6,071   | Total, marchandises transportées par charge complète .....        |
| Chargées au Canada - tonnes               |           |              |           |  |   |   |
| 2,540                                     | 8,289     | 7,427        | 6,904     | 158  | -   | 8 Animaux vivants (charge complète) .....                         |
| 811,112                                   | 1,229,416 | 4,175,407    | 1,517,818 | 143,507  | 33  | 9 Aliments, provendes, boissons et tabac (charge complète) .....  |
| 7,988,933                                 | 979,749   | 373,431      | 2,911,510 | 4,729,132  | 256,068   | 10 Matières brutes, non comestibles (charge complète) .....       |
| 4,020,458                                 | 493,455   | 3,526,978    | 1,686,327 | 3,388,877  | -   | 11 Demi-produits, non comestibles (charge complète) .....         |
| 1,060,520                                 | 41,416    | 8,662        | 27,893    | 87,702   | -   | 12 Produits finis, non comestibles (charge complète) .....        |
| 817,652                                   | 146,258   | 32,736       | 123,767   | 117,566  | 479   | 13 Transports spéciaux (charge complète) .....                    |
| 14,701,215                                | 2,898,583 | 8,124,641    | 6,274,219 | 8,466,942  | 256,580   | Total, marchandises transportées par charge complète .....        |
| 232,254                                   | 38,409    | 27,670       | 17,970    | 24,797   | 174   | Trafic des marchandises de détail .....                           |
| 14,933,469                                | 2,936,992 | 8,152,311    | 6,292,189 | 8,491,739  | 256,754   | Total .....   |
| En provenance des Etats-Unis - tonnes     |           |              |           |  |   |   |
| 154                                       | -         | -            | -         | -  | -   | 17 Animaux vivants (charge complète) .....                        |
| 1,099,395                                 | 34,164    | 52,335       | 1,838     | 68,816   | -   | 18 Aliments, provendes, boissons et tabac (charge complète) ..... |
| 1,119,716                                 | 72,612    | 36,395       | 63,296    | 390,713  | -   | 19 Matières brutes, non comestibles (charge complète) .....       |
| 1,437,958                                 | 67,281    | 58,085       | 22,045    | 269,664  | -   | 20 Demi-produits, non comestibles (charge complète) .....         |
| 1,133,431                                 | 71,265    | 20,336       | 1,721     | 38,859   | -   | 21 Produits finis, non comestibles (charge complète) .....        |
| 116,810                                   | 10,279    | 316          | 37        | 48,918   | -   | 22 Transports spéciaux (charge complète) .....                    |
| 3,107,364                                 | 255,601   | 167,467      | 88,937    | 816,970  | -   | Total, marchandise, transportés par charge complète .....         |
| 10,987                                    | 71        | -            | 8         | 1,284  | -   | Trafic des marchandises de détail .....                           |
| 5,118,251                                 | 255,672   | 167,467      | 88,945    | 818,254  | -   | Total .....   |
| Total du trafic marchandises - tonnes     |           |              |           |  |   |   |
| 2,694                                     | 8,289     | 7,427        | 6,904     | 158  | -   | 26 Animaux vivants (charge complète) .....                        |
| 1,910,507                                 | 1,263,580 | 4,227,742    | 1,519,656 | 212,323  | 33  | 27 Aliments, provendes, boissons et tabac (charge complète) ..... |
| 9,108,649                                 | 1,052,361 | 409,826      | 2,974,806 | 5,119,845  | 256,068   | 28 Matières brutes, non comestibles (charge complète) .....       |
| 5,658,416                                 | 560,736   | 3,585,063    | 1,708,372 | 3,658,541  | -   | 29 Demi-produits, non comestibles (charge complète) .....         |
| 2,193,951                                 | 112,681   | 28,998       | 29,614    | 126,561  | -   | 30 Produits finis, non comestibles (charge complète) .....        |
| 934,262                                   | 156,537   | 33,052       | 123,804   | 166,484  | 479   | 31 Transports spéciaux (charge complète) .....                    |
| 19,808,479                                | 3,154,184 | 8,292,108    | 6,363,156 | 9,283,912  | 256,580   | Total, marchandises transportées par charge complète .....        |
| 243,241                                   | 38,480    | 27,670       | 17,978    | 26,081   | 174   | Trafic des marchandises de détail .....                           |
| 20,051,720                                | 3,192,664 | 8,319,778    | 6,381,134 | 9,309,993  | 256,754   | Total .....   |
| Déchargées au Canada - tonnes             |           |              |           |  |   |   |
| 15,970                                    | 2,450     | 1,464        | 197       | 380  | -   | 35 Animaux vivants (charge complète) .....                        |
| 4,610,146                                 | 227,294   | 106,955      | 204,506   | 2,477,941  | 1,629   | 36 Aliments, provendes, boissons et tabac (charge complète) ..... |
| 8,485,441                                 | 818,559   | 332,330      | 1,036,323 | 6,446,055  | 5,050   | 37 Matières brutes, non comestibles (charge complète) .....       |
| 4,027,288                                 | 559,849   | 437,962      | 1,052,844 | 2,908,855  | 28,911  | 38 Demi-produits, non comestibles (charge complète) .....         |
| 826,344                                   | 112,688   | 85,017       | 191,662   | 147,271  | 2,513   | 39 Produits finis, non comestibles (charge complète) .....        |
| 640,217                                   | 207,394   | 69,076       | 210,639   | 213,750  | 1,422   | 40 Transports spéciaux (charge complète) .....                    |
| 18,605,406                                | 1,968,234 | 1,032,804    | 2,696,171 | 12,194,252   | 39,525  | Total, marchandises transportées par charge complète .....        |
| 192,381                                   | 37,047    | 27,666       | 37,795    | 41,336   | 1,406   | Trafic des marchandises de détail .....                           |
| 18,797,787                                | 2,005,281 | 1,060,470    | 2,733,966 | 12,235,588   | 40,931  | Total .....   |
| Remises au réseau des Etats-Unis - tonnes |           |              |           |  |   |   |
| 25  | -         | -            | -         | -  | -   | 44 Animaux vivants (charge complète) .....                        |
| 419,893                                   | 13,132    | 1,922        | -         | 46,025   | -   | 45 Aliments, provendes, boissons et tabac (charge complète) ..... |
| 854,700                                   | 95,381    | 73,528       | 10,194    | 354,459  | -   | 46 Matières brutes, non comestibles (charge complète) .....       |
| 7,385,509                                 | 1,253,462 | 497,840      | 46,587    | 873,235  | -   | 47 Demi-produits, non comestibles (charge complète) .....         |
| 834,350                                   | 2,674     | 614          | 2,075     | 6,938  | -   | 48 Produits finis, non comestibles (charge complète) .....        |
| 39,019                                    | 563       | 557          | -         | 21,448   | -   | 49 Transports spéciaux (charge complète) .....                    |
| 5,333,496                                 | 1,365,212 | 574,461      | 58,856    | 1,302,105  | -   | Total, marchandises transportées par charge complète .....        |
| 3,681                                     | 70        | -            | -         | 178  | -   | Trafic des marchandises de détail .....                           |
| 5,557,177                                 | 1,365,282 | 574,461      | 58,856    | 1,302,283  | -   | Total .....   |











STATISTICS CANADA LIBRARY  
BIBLIOTHÈQUE STATISTIQUE CANADA



1010549136