

52-204

e-3

PROPERTY OF THE LIBRARY

Rec'd. MAY 11 1929

DOMINION BUREAU OF STATISTICS

CANADA  
DEPARTMENT OF TRADE AND COMMERCE  
DOMINION BUREAU OF STATISTICS  
TRANSPORTATION BRANCH

EXPRESS STATISTICS

For

1928


\*\*\*

Published by Authority of the Hon. James Malcolm, M.P.,  
Minister of Trade and Commerce

\*\*\*

OTTAWA

1929



DEPARTMENT OF TRADE AND COMMERCE  
DOMINION BUREAU OF STATISTICS  
TRANSPORTATION BRANCH  
OTTAWA

Dominion Statistician, R.H. Coats, B.A., F.S.S., (Hon.), F.R.S.C.  
Chief, Transportation Branch, G.S. Wrong, B.Sc.

EXPRESS STATISTICS

FOR

1928

The following tables show the financial and operating statistics for 1928 of the express companies operating in Canada.

The Canadian Pacific Express Company is a subsidiary company of the Canadian Pacific Railway and handles the express business of the parent company. The express business of the Canadian National system is handled by a department of the railway, but the accounts are kept separate and the data are included in this report. The British American Express Company operates over the Algoma Central and Hudson Bay and the Algoma Eastern railways. The business of the Central Canada Express Company over the Central Canada, the Edmonton, Dunvegan and British Columbia and the Alberta Great Waterways railways was handled by the Canadian National railway. The American Railway Express Company operates mainly over the Canadian sections of the United States railways.

The express privileges shown in the following tables are the amounts paid to carriers for transporting the express matter. The capital of the Canadian National Express Department is the capital stock of the express companies and advances from the railway.

SUMMARY OF ALL COMPANIES

Year Ended :	Gross	:	Operating	:	Express	:	Net Operating
June 30th :	Earnings	:	Expenses	:	Privileges	:	Revenue
1911	\$ 9,913,018		\$ 4,151,228		\$ 4,553,861		\$ 1,207,969
1912	10,994,418		4,880,120		4,892,242		1,222,056
1913	12,827,479		5,743,545		6,324,320		759,614
1914	12,646,452		6,246,632		6,016,364		383,456
1915	11,311,797		5,632,904		5,610,224		68,669
1916	12,860,629		5,794,517		6,146,399		919,713
1917	16,836,374		7,687,656		8,052,606		1,096,112
1918	18,680,092		9,354,667		8,875,181		450,244
1919	21,157,930		11,792,500		11,347,767		Dr. 1,982,337
Year Ended							
Dec. 31st							
1919	24,933,219		13,227,652		12,936,615		Dr. 1,231,048
1920	30,512,504		16,120,880		16,009,460		Dr. 1,617,836
1921	32,504,894		15,601,187		16,549,915		353,792
1922	28,697,332		13,596,518		14,581,789		519,025
1923	27,625,700		13,217,780		14,342,410		65,511
1924	26,196,017		12,723,651		13,557,168		Dr. 84,802
1925	25,876,342		12,336,485		13,312,960		226,897
1926	26,554,378		12,442,257		13,466,863		645,258
1927	26,532,182		12,548,374		13,275,355		708,453
1928	27,674,270		13,032,376		13,459,187		1,182,707

8/5/29/GA



Table No. 1

CAPITAL

Line No.	American Railway	British American
1. Stocks	\$ -----	\$100,000.00
2. Bonds	-----	-----
3. Total	-----	100,000.00

Table No. 2

INVESTMENTS IN LAND, BUILDINGS & EQUIPMENT

4. Land and Buildings	393.06	-----
5. Equipment	92,470.99	396.12
6. Total	92,864.05	396.12

Table No. 3.

INCOME ACCOUNT

7. Gross Receipts from Operation	1,219,934.12	38,311.07
8. Express Privileges "Dr."	763,327.16	19,155.58
9. Operating Revenues	456,606.96	19,155.49
10. Operating Expenses	440,512.40	10,923.29
11. Net Operating Revenue	16,094.56	8,232.20
12. Net Revenue from Outside Operations	-----	-----
13. Total Net Revenue	16,094.56	8,232.20
14. Taxes	11,819.12	537.86
15. Operating Income	4,275.44	7,694.34
16. Other Income	-----	157.28
17. Gross Corporate Income	4,275.44	7,851.62
18. Deductions	-----	-----
19. Net Corporate Income	4,275.44	7,851.62

Table No. 4.

OPERATING REVENUESRevenue from Transportation

20. Express Revenue	1,112,550.43	38,311.07
21. Miscellaneous Transportation Revenue	-----	-----
22. Total from Transportation	1,112,550.43	38,311.07

Revenue from Outside Operations other than Transportation

23. Custom Brokerage Fees	-----	-----
24. Money Orders - Domestic	-----	-----
25. " " Foreign	-----	-----
26. Travellers' Cheques - Domestic	-----	-----
27. " " Foreign	-----	-----
28. C.O.D. Cheques	-----	-----
29. Telegraphic Transfers	-----	-----
30. Letters of Credit	-----	-----
31. Other Revenue - Finance Department	-----	-----
32. Miscellaneous Revenue	107,383.69	-----
33. Total	107,383.69	-----
34. Gross Receipts from Operation	1,219,934.12	38,311.07

Table No. 5.

OPERATING EXPENSES

35. Maintenance	34,123.90	76.96
36. Traffic	1,030.98	1,135.63
37. Transportation	375,821.37	6,193.27
38. General	29,536.15	3,517.43
39. Total	440,512.40	10,923.29




Table No. 1

CAPITAL

Line No.	Canadian National Rly. : Express Dept.	Canadian Pacific : Express Company	Total
1.	\$ 2,768,800.00	\$ 5,000,000.00	\$ 7,868,800.00
2.	1,850,911.99	40,000.00	1,890,911.99
3.	4,619,711.99	5,040,000.00	9,759,711.99

Table No. 2

INVESTMENTS IN LAND, BUILDINGS & EQUIPMENT

4.	331,488.45	# 2,109,589.23	2,441,470.74
5.	1,221,199.84	1,127,685.61	2,441,752.56
6.	1,552,688.29	3,237,214.84	4,883,223.30

Table No. 3

INCOME ACCOUNT

7.	14,489,934.59	11,926,090.21	27,674,269.99
8.	6,545,074.01	6,131,630.07	13,459,186.82
9.	7,944,860.58	5,794,460.14	14,215,083.17
10.	6,742,120.79	5,838,819.67	13,032,376.15
11.	1,202,739.79	- 44,359.53	1,182,707.02
12.	-----	30,008.36	30,008.36
13.	1,202,739.79	- 14,351.17	1,212,715.38
14.	85,002.54	89,937.59	187,297.11
15.	1,117,737.25	- 104,288.76	1,025,418.27
16.	32,700.77	177,492.58	210,350.63
17.	1,150,438.02	73,203.82	1,235,768.90
18.	1,188.84	-----	1,188.84
19.	1,149,249.18	73,203.82	1,234,580.06

Table No. 4

OPERATING REVENUESRevenue from Transportation

20.	14,146,645.21	11,458,817.36	26,756,324.07
21.	-----	70,124.86	70,124.86
22.	14,146,645.21	11,528,942.22	26,826,448.93

Revenue from Outside Operations other than Transportation

23.	5,288.20	19,220.73	24,508.93
24.	144,109.58	151,386.29	295,995.87
25.	5,202.70	16,454.22	21,656.92
26.	1,167.86	19,833.82	21,001.68
27.	-----	7,278.35	7,278.35
28.	173,165.19	124,346.33	297,511.52
29.	-----	6,365.95	6,365.95
30.	-----	24,221.86	24,221.86
31.	7,549.00	27,540.41	35,089.44
32.	6,806.85	-----	114,190.54
33.	343,289.38	397,147.99	847,821.06
34.	14,489,934.59	11,926,090.21	27,674,269.99

Table No. 5

OPERATING EXPENSES

35.	226,589.05	182,965.15	443,755.06
36.	75,902.96	103,511.20	181,580.77
37.	6,074,866.38	5,078,202.36	11,535,083.38
38.	364,762.40	474,140.95	871,956.94
39.	6,742,120.79	5,838,819.67	13,032,376.15

# Includes value of miscellaneous property not used exclusively in express operations.






Table No. 6

TAXES

Line No.		American Railway	British American
1.	Prince Edward Island	\$ -----	\$ -----
2.	Nova Scotia	-----	-----
3.	New Brunswick	-----	-----
4.	Quebec	1,543.59	-----
5.	Ontario	7,014.91	75.56
6.	Manitoba	1,192.30	-----
7.	Saskatchewan	-----	-----
8.	Alberta	-----	-----
9.	British Columbia	1,790.64	-----
10.	Foreign	-----	-----
11.	Dominion of Canada	277.68	462.30
12.	Total	11,819.12	537.86

Table No. 7.

FINANCIAL PAPER

13.	Money Orders - Domestic	-----	-----
14.	" " Foreign	-----	-----
15.	Travellers' Cheques - Domestic	-----	-----
16.	" " Foreign	-----	-----
17.	C.O.D. Cheques	-----	-----
18.	Telegraphic Transfers	-----	-----
19.	Others	-----	-----
20.	Total	-----	-----

Table No. 8.

OFFICES

21.	Number of Express Offices	136	14
22.	Number of Express Offices selling Money Orders	---	---

Table No. 9.

MILEAGE OPERATED

23.	Over Steam Railways	1,657.39	410.13
24.	Over Electric Railways	23.60	-----
25.	Over Steam Boat Lines	2,321.00	-----
26.	Over Stage Lines	1.50	-----
27.	Miscellaneous Lines	-----	-----
28.	Total	4,003.49	410.13
29.	Ocean Mileage	-----	-----
30.	Total Mileage	4,003.49	410.13

Table No. 10.

MILEAGE OPERATED BY PROVINCES

31.	Prince Edward Island	-----	-----
32.	Nova Scotia	-----	-----
33.	New Brunswick	-----	-----
34.	Quebec	159.40	-----
35.	Ontario	919.90	410.13
36.	Manitoba	218.02	-----
37.	Saskatchewan	-----	-----
38.	Alberta	-----	-----
39.	British Columbia	1,862.17	-----
40.	Yukon	844.00	-----
41.	United States	-----	-----
42.	Ocean Mileage	-----	-----
43.	Total	4,003.49	410.13

Table No. 11.

EMPLOYEES

44.	Total Number of Employees	116	No full time employees
45.	Amount of Salaries and Wages (1)	\$195,271.11	\$8,820.40

(1) Wages of part time employees included, \$1,944.



Table No. 6.

TAXES

Line No.	Canadian National Rly. Express Dept.	Canadian Pacific Express Company	Total
1.	\$ 9.75	\$ 9.75	\$ 9.75
2.	14,525.87	4,381.41	18,907.28
3.	2,567.21	1,478.80	4,046.01
4.	7,656.95	7,068.89	16,269.43
5.	51,973.28	50,537.82	109,601.57
6.	-----	5,192.33	6,384.63
7.	6,285.46	8,745.13	15,030.59
8.	388.17	7,199.87	7,588.04
9.	606.62	3,212.50	5,609.76
10.	989.23	1,040.00	2,029.23
11.	-----	1,080.84	1,820.82
12.	85,002.54	89,937.59	187,297.11

Table No. 7

FINANCIAL PAPER

13.	32,693,470.78 /	31,274,844.37	63,968,315.15
14.	629,661.96	708,595.38	1,338,257.34
15.	433,517.12 }x	4,747,340.00	5,180,857.12
16.		1,558,322.19	1,558,322.19
17.	Included in Money Orders-Domestic	8,295,719.56	8,295,719.56
18.	-----	492,691.27	492,691.27
19.	-----	2,331,129.48	2,331,129.48
20.	33,756,649.86	49,408,642.25	83,165,292.11

Table No. 8.

OFFICES

21.	1,877	1,634	3,661
22.	3,630	4,959	8,589

Table No. 9.

MILEAGE OPERATED

23.	23,139.47	16,398.31	41,605.30
24.	204.53	106.50	334.63
25.	1,272.00	963.00	4,556.00
26.	-----	99.00	100.50
27.	18.00	-----	18.00
28.	24,634.00	17,566.81	46,614.43
29.	-----	14,227.00	14,227.00
30.	24,634.00	31,793.81	60,841.43

Table No. 10.

MILEAGE OPERATED BY PROVINCES

31.	276.26	-----	276.26
32.	1,091.25	288.54	1,379.79
33.	1,247.94	665.23	1,913.17
34.	3,049.43	1,716.64	4,925.47
35.	6,602.13	4,104.15	12,036.31
36.	2,989.08	1,734.05	4,941.15
37.	3,720.84	3,586.60	7,307.44
38.	2,882.54	2,262.70	5,145.24
39.	2,703.48	2,947.10	7,512.75
40.	-----	-----	844.00
41.	66.05	261.80	327.85
42.	-----	14,227.00	14,227.00
43.	24,634.00	31,793.81	60,841.43

Table No. 11.

EMPLOYEES

44.	3,108	1,970	5,194
45.	(2) \$4,447,126.50	\$3,046,416.00	\$7,697,634.01

(2) Wages of part time employees included \$1,400,710.

/ Includes amount of C.C.D. Cheques. X Includes amount of Travellers' Cheques-Domestic.

STATISTICS CANADA LIBRARY  
BIBLIOTHEQUE STATISTIQUE CANADA



1010678640